

LIBRARY OF THE UNIVERSITY OF LOUVAIN


"He who destroys books," ... wrote Milton ... "kills reason itself." That was long before book burning became one of the fine arts of the Nazi new order! The Huns set aflame the Library of Louvain University. First in 1914, then after its rebuilding by Americans, again in 1940! Yet it will rise again mocking "the futile fury of barbarians." The fourth in the new Eldorado-Chamberlain series brought to you by Pencil Sales Dept. 225-J7, JOSEPH DIXON CRUCIBLE COMPANY, JERSEY CITY, N. J.

Jacques Chamberlain
WITH DIXON'S TYPHONITE ELDORADO

TECHNIQUE USED

This drawing is made with a wide range of pencils, ranging from a 5B in the foreground foliage to a 4H in some of the light brick indication. The body of the sketch was made with 2B and 3B Eldorado pencils. The paper used is an "A. L. Briston Extra Fin" manufactured in France.


TYPHONITE ELDORADO



One of our Navy's Lighter-than-Air-ship Hangars. Byrne motorized hangar doors, especially engineered for these mammoth openings as high as a 12-story building, will operate swiftly and dependably at the flick of a switch.

BYRNE doors, inc., has branches in Washington, New York and San Francisco. Consult Byrne engineers freely about your specific problems. See our catalog in Sweet's.

SKY HARBOR . . . with DOORS by BYRNE



Bureau of Yards and Docks

For a decade and a half, Byrne has been building doors for all types of hangars for the armed services, airlines and aircraft plants.

BYRNE doors incorporated

1150 Griswold Street


Cable Address: BYRNDOR

Detroit, Michigan

CORROSION COSTS YOU MORE
THAN WROUGHT IRON

Radiant Heating moves upstairs
accompanied by

**BYERS
WROUGHT IRON**



Evidence that the versatility of Radiant Heating is limited only by the ingenuity of the architect and engineer is illustrated in this residence. The system was installed on both first and second floors, and extra heat provided for the bath rooms by a vertical wall-set coil.

The heating coils were fabricated on the job from 3/4-inch Byers Wrought Iron Pipe, bent to 9-inch centers, and welded. The first floor coils were laid on a gravel mat, and covered with a concrete topping. Second floor coils were laid on the wood sub-floor. Hot water from a National oil-fired boiler is circulated by a Bell and Gossett pump. Individual room temperature controls are by Hoffman. Floors are carpeted.

Whether you are concerned with current projects, or with the tremendous backlog of building that is now accumulating, Radiant Heating is a subject that cannot be safely overlooked or ignored. The number and variety of applications, in homes, churches, schools, manufacturing plants and military installations have definitely established its comfort and economy possibilities, its complete practicality . . . and the fact that wrought

BENNETT RESIDENCE—BARRINGTON, ILL.
George F. Keck, Architect John Fairbairn, Engineer
Illini Heating Co., Contractors and Fabricators

iron is the ideal coil material. Wrought iron expands and contracts at almost identical rates with plaster and concrete, eliminating cracking and loss of bond. It has, as any handbook will show, excellent heat radiating properties. It can be readily formed and welded. And its resistance to the corrosive conditions involved has been demonstrated over many years under the same service conditions.

These applications have also provided a store of experience data that answers most of the questions

that anyone might ask. Our Engineering Service Department will be glad to give you specific data on any question you may have. And of course you will find complete information on calculation and many installation methods in our technical bulletin, "Byers Wrought Iron for Radiant Heating Installations." Ask for a copy.

A. M. Byers Company. Established 1864. Offices in Pittsburgh, Boston, New York, Philadelphia, Washington, Chicago, St. Louis, Houston, Seattle, San Francisco.

BYERS
GENUINE WROUGHT IRON
TUBULAR AND HOT ROLLED PRODUCTS
ELECTRIC FURNACE ALLOY STEELS · OPEN HEARTH ALLOY STEELS
CARBON STEEL TUBULAR PRODUCTS

ARCHITECTURAL RECORD

COMBINED WITH AMERICAN ARCHITECT AND ARCHITECTURE

VOL. 94

NO. 1

JULY • 1943

CONTENTS

THE HOUSE OF THE FUTURE . . . An Editorial . . . by Kenneth K. Stowell . . .	41
THE HOUGHTON LIBRARY OF RARE BOOKS . . .	42
Harvard University, Cambridge, Mass. Perry, Shaw & Hepburn, Architects; George A. Fuller Co., Builder.	
A MILLION HOUSES—MORE OR LESS . . .	48
An analysis of the postwar market for houses. By Robinson Newcomb.	
PREFABRICATORS VIEW THEIR FUTURE—AND THE ARCHITECT'S . . .	52
INDUSTRIAL BUILDINGS TO SPEED INVASION . . .	53
1. Factory for Fighter Planes. Plant for Bell Aircraft Corp.; The Austin Co., Engineers and Builders.	
2. Assembly Line Production of Aerial Ammunition. Factory for Mechanical Handling Systems, Inc. John Cromelin, Architect; Clearing House Industrial District, Inc., Contractors.	
3. Plant for Precision Instruments. Mundie, Jensen, Bourke & Havens, Archi- tects & Engineers; Samuel R. Lewis, Consulting Mechanical Engineer; Dahl- stedman Co., Contractors.	
AIRPORTS. . . BUILDING TYPES STUDY NO. 79 . . .	65
1. Airports of the Future. By J. Gordon Carr.	
2. Types of Hangar Trusses. By Elwyn E. Seelye.	
3. A Permanent Hangar for War Planes.	
4. Arches of Laminated Wood.	
5. Hangar Doors that Roll or Rise.	
TIME-SAVER STANDARDS . . . Hangar Doors . . .	77
THE RECORD REPORTS . . . News from the field . . .	7
SEADROMES PLANNED . . .	14
REQUIRED READING . . . Reviewed by Elisabeth Coit, AIA . . .	26
FOR BETTER BUILDING . . . News of materials, equipment and methods . . .	82
INDEX TO ADVERTISEMENTS . . .	124
INDEX TO VOLUME 93 OF ARCHITECTURAL RECORD . . .	126

H. JUDD PAYNE, Vice-President in charge of Magazine Division



Copyright 1943 with all rights reserved F. W. DODGE CORPORATION

EDITOR-IN-CHIEF, Kenneth Kingsley Stowell, A.I.A.; Managing Editor, Emerson Goble; Associate Editor, Seth Talcott, A.I.A.; Associate in South America, Edmund J. Whiting, A.I.A.; Desk Editor, Florence A. van Wyck; Art Director, W. K. Allen.

CONSULTANTS: Industry Relations Consultant: Thomas S. Holden. Statistical Consultant; Clyde Shute. Building Economics Consultant: Norbert Brown. Field Research Consultant: Clifford Dunnells, Jr.

Architectural Record (combined with American Architect and Architecture) is published monthly by F. W. Dodge Corporation, 34 No. Crystal St., East Stroudsburg, Pa., with Editorial and Executive Offices at 119 West 40th Street, New York, N. Y. Thomas S. Holden, Pres.; Howard J. Barringer, Vice-Pres. and Treas.; Irving W. Hadsell, Vice-Pres.; Chauncey L. Williams, Vice-Pres.; Sanford D. Stockton, Jr., Secy.; Walter F. De Saix, Asst. Treas.; Edwin H. Freed, Asst. Treas. Member Audit Bureau of Circulation and Associated Business Papers, Inc. Architectural Record is indexed in Reader's Guide, Art Index and

Industrial Arts Index. Subscription rates: *United States and Possessions, Canada, Cuba, Mexico, Central and South America*, \$3 the year, \$5 for two years, \$6 for three years; elsewhere, \$5 the year; single copy, \$1. Circulation Manager: A. L. Erickson. Every effort will be made to return material submitted for possible publication (if accompanied by stamped, addressed envelopes); but the editors and the corporation will not be responsible for loss or damage. Other Dodge Services: Real Estate Record & Builders' Guide, Sweet's Catalog Files, Home Owner's Catalogs, Dodge Reports & Dodge Statistical Research Service.

The RUGGED and RELIABLE FLUSH VALVE for WARTIME BUILDINGS

Vital operating unit remains of time-proven brass construction

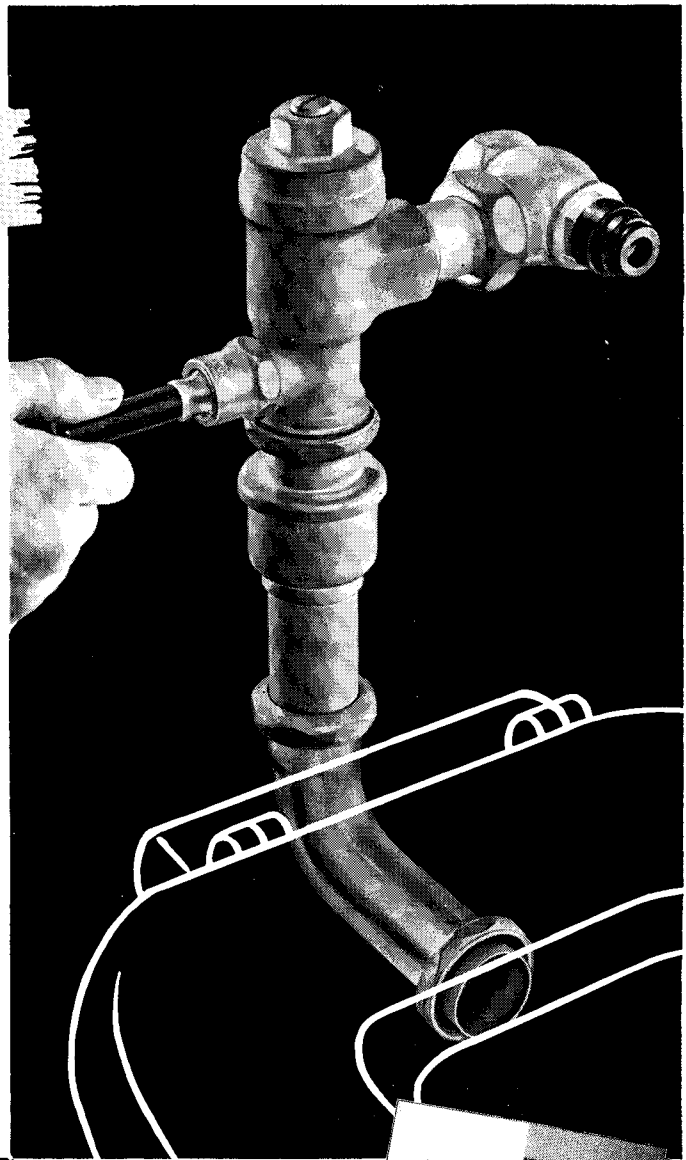
THERE can be no compromise with ruggedness and reliability when operating equipment is selected for wartime buildings.

That is why, when we were designing the "V" model Watrous Flush Valve, we were so careful to select for its construction the strongest, most durable alternate materials (metals) American industry can provide. That is why Watrous proved design features were retained. And—very important—that is why we continue, through ingenious use of non-critical materials, to provide the vital operating unit—the piston—in time-proven, enduring brass construction.

This "V" model Watrous Flush Valve is saving tremendous quantities of war-essential materials. It is in compliance with limitation orders.

It is a rugged, reliable flush valve that can be counted upon to deliver the dependable, trouble-free service which is so essential in these times.

THE IMPERIAL BRASS MFG. CO.
1240 West Harrison Street • Chicago, Illinois



Watrous Flush Valves

HERE'S SIMPLIFIED SPECIFICATION DATA on Flush Valves for War-time Buildings

- This bulletin provides:*
- ✓ Information on Watrous "V" Flush Valves which are available for essential wartime construction.
 - ✓ A simplified reference chart which shows the proper flush valve combinations to use to comply with War Department specifications.



Write for Bulletin 858-W, or see the 1943 Sweet's Catalog File, Sec. 27, Catalog No. 39.

WASHINGTON NEWS

Army and Navy construction program. Ending war contracts—what happens then? Postwar planning measures.

There is very little encouraging news from the Army and Navy regarding the immediate future of their respective building programs. Military officials in construction divisions are frank to admit that while there is a large-scale construction schedule now being undertaken, it is of little importance to architects and designers. Much of the new work is for the speedy erection of temporary buildings to be used as hospitals and rehabilitation centers. The type of structure being used at present by both the Army and the Navy is prefabricated, and predominantly of wood. These buildings are so standardized that no new types are being considered for the duration of the war.

The turning of the tide against Axis submarine warfare has indirectly caused the expansion of the Army's construction plans. Until the past several months the Army has had to slow down its rate of inductions because of the shipping toll taken by enemy submarines. Now, however, we are getting ahead of the manpower draft by successfully increasing shipments of necessary materials to our fighting fronts abroad. This means that the Army has to step up its inductions to keep pace with our transport capabilities. To meet the resultant severe strain being put on present housing facilities for soldiers in the various camps, thousands of new barracks are being built. This vital building program is now being threatened, however, by the serious shortage of lumber confronting both the Army and the Navy. Both services recognize "black market" operations as one of their chief problems in obtaining lumber. The Navy has just started to combat illegal marketing by sending procurement officers direct to lumber camps and mills where requisitioning purchases are made on the spot. If the Army follows this lead there may be a greater shortage of lumber for

other types of construction which may be strongly felt by early fall.


Ending war contracts

Prior to Pearl Harbor and the frantic months that immediately followed, the greatest industrial problem this country ever faced was the conversion of our peacetime productivity into a capacity war-production machine. This gigantic industrial miracle was accomplished in a period of time far shorter than the most optimistic wishers had dared believe possible. As the war has progressed we have had to face other production problems which either have been or are being solved. However, the most important and most vexing problem we still must meet will

be that of terminating war contracts if the war should end suddenly.

Businesses by the thousands have converted from peacetime operations and are now engaged 100 per cent in war production. This means that such a company in all probability has changed its physical plant. All of its capital is now tied up in war contracts that could be ended almost overnight should the Axis collapse. There are relatively only a small handful of individuals here in Washington who are devoting their time and thought to the countless problems which American industry will face should this possibility come to pass. The Maritime Commission, Army, Navy, and the War Production Board are working jointly on a "termination clause" to be used in war contracts. The purpose of such a provision will be to avoid the complete collapse of any company now engaged solely in war business.

(Continued on page 10)



"Perhaps I should explain that my architect believes in exploiting the natural characteristics of the materials."


—Drawn for the RECORD by Alan Dunn

doorway

...to tomorrow



IN a very real sense, Curtis Woodwork opens—today—a doorway to tomorrow for architects who are planning post-war homes. For Curtis Woodwork offers two important advantages which will be "musts" in the post-war world. First, the beauty, the friendliness, the quality which prospective home-owners dream of today. And, second, such important features of truly modern construction . . . the greater resistance which wood gains through scientific toxic and water-repellent features . . . plus the enormous cost advantage of stock designs. You'll want to study the many new Curtis Woodwork designs as a stimulus to your post-war thinking . . . send for your free copy of the Curtis Woodwork book. Curtis Companies Service Bureau, Clinton, Iowa.




Even the smallest post-war home need not forego the charm of a beautiful entrance. In this Curtis design, informality blends with pleasing dignity.



Thanks to Curtis production methods, correctly styled and proportioned mantels are available at low cost for post-war homes. Curtis offers a wide variety of mantel designs.




Curtis stock stair parts offer the architect wide scope in designing stairways for all types of homes, in all architectural styles.



Post-war homes will need plenty of storage space—and this Curtis china closet not only provides such facilities, but adds charm as well.



Beautiful simplicity such as this calls for the very highest degree of designing skill. Yet this is stock woodwork—as manufactured by Curtis.



SEND FOR THIS BOOK. "New Woodwork in Tune with the Times" contains new woodwork ideas by outstanding American architects. Mail your request to Curtis Companies Service Bureau, Dept. AR-7W Curtis Building, Clinton, Iowa.



A 100% RECORD

Awards on May 8th, 1943 to two plants in Kenosha, Wisc., completed this 100% record for The American Brass Company.



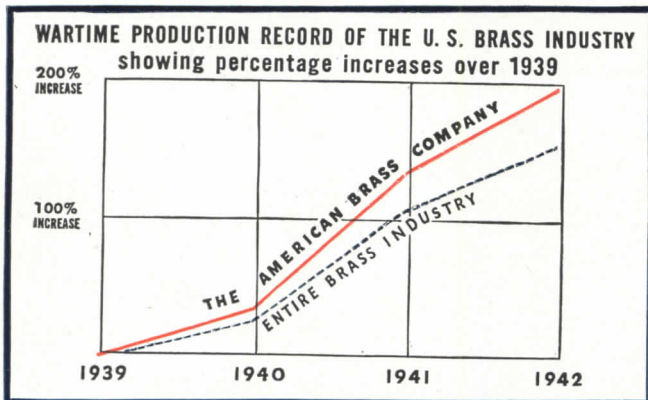
ALL TEN AMERICAN BRASS CO. PLANTS IN U. S. A. HAVE EARNED RIGHT TO FLY ARMY-NAVY "E" FLAGS

This is the story in terms of war production

Our Connecticut plants were among the first in the brass industry to receive the coveted "E" Award for outstanding production of war materials. Since then *all* our plants, including those in the States of Michigan, Wisconsin and New York, have been similarly honored.

As the largest fabricator in the copper and brass field, The American Brass Company is keenly aware of its responsibility and its opportunity to serve the cause of the United Nations.

Since 1939, production has been tripled, with virtually every pound today going for war purposes.



This chart*, based on 1939 peacetime production, shows the rapid swing into all-out war production, both by the copper and brass fabricating industry and The American Brass Company (not including Government-owned plants). All-time production records have been continually broken ever since the National Defense Program was initiated in 1940.

*Based on compilations of The American Bureau of Metal Statistics

This record was accomplished by close cooperation between management and labor . . . careful planning

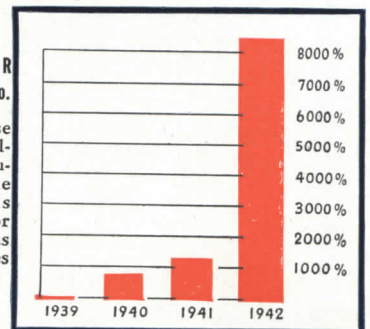
for rapid conversion to wartime operations . . . intensive training of new personnel . . . plus efficient utilization of existing and new plant equipment.

Detailed figures, of course, cannot be revealed, but The American Brass Company is consistently breaking all previous volume records. In addition to its U. S. plants and that of a Canadian subsidiary, Anaconda American Brass Ltd., the company's production also embraces three plants operated for the United States and Canadian Governments.

Shipments this past January were the largest in the company's history. March exceeded January. The first quarter of '43 was by far the greatest tonnage quarter in the records of the company.

PRODUCTION OF COPPER ALLOYS FOR AMMUNITION by The American Brass Co.

This chart shows the vast increase in production of copper-base alloys directly earmarked for ammunition in plants operated by The American Brass Company. This is one of the most vital needs for copper and brass. Tremendous quantities are required for all types of ammunition.



The American Brass Company is proud indeed that all the plants it operates in the U. S. A. have won the honor of flying the Army-Navy "E" for excellence in production. But it is even prouder of the organization and the will-to-produce that have made this record possible . . . *and will keep it going.*

43184C

THE AMERICAN BRASS COMPANY



Subsidiary of *Anaconda Copper Mining Company*

BUY ALL THE BONDS YOU CAN AFFORD . . . TURN IN ALL THE SCRAP YOU CAN FIND

(Continued from page 7)

Many companies have neglected to establish postwar reserves with which to finance re-conversion. Others have set up such reserves but have little or no idea of what to do when their war contracts are terminated. In many instances they will have on their hands a plant constructed for the sole purpose of manufacturing war goods. In some cases they will be faced with the total loss of their former civilian markets and may be short of materials with which to produce a civilian peacetime product. Architects and industrial engineers will be called upon to test their ingenuities to the highest. An official in the Smaller War Plants Corporation stated that in many present war plants some minor physical or architectural change would enable production to be re-gearred for peaceful purposes while in other cases greater amounts of building changes may be necessary to re-convert to effect normal production.

Postwar planning

While Congress has about sounded the death knell for the National Resources Planning Board, we can expect numerous posthumous off-spring from that agency's now famous postwar planning report. A bill introduced in the House by Representative Walter A. Lynch of New York has aroused little comment, but may well be heard from in the not too distant future.

The Lynch bill provides for a close cooperation between the federal government and the states in postwar plans. It serves to encourage the states and their smaller political subdivisions to make intelligent programs for future planning. The bill further aims to have the federal government give financial aid to the states for such purposes. Under the terms of the proposed legislation the various states would establish local agencies which would prepare and maintain plans and programs. It proposes that the federal government make an annual appropriation of not less than \$10,000,000 for each fiscal year to be used in making payments to those states that have set up agencies for postwar development. The funds authorized would be allotted to the states on the basis

of area and population.

Mr. Lynch would somewhat revive the NRPB by giving it a new duty and function under the terms of the bill. Funds would be allotted only to those states which have been duly certified by the NRPB. The Board's investigation of each state applying for such funds would ascertain whether or not that state has substantially complied with the requirements of the proposed legislation.

The bill, which is now in committee, also provides for advances to be made by the President to state agencies to be used for making surveys and plans for specific public works projects. An appropriation of \$75,000,000 would be authorized to be used for such state projects with the proviso that such sums would be loaned to the states and would later be repaid by the states.

In addition to Congressman Lynch's bill, Senator Robert F. Wagner of New York has introduced a bill in the Senate which would encourage the development of better housing and living accommodations in towns and cities throughout the country. The Wagner bill would authorize the National Housing Agency to issue long term loans to municipalities for the purchase of land which the municipalities would then re-sell or lease to private builders for development strictly in accordance with the city plan. The bill carries with it an authorization for the appropriation of \$1,000,000,000 as a fund out of which the NHA can make appropriate loans. The measure has been referred to the Senate committee on Banking and Currency.

—*J. Maxwell Dickey*
Washington Correspondent



FACILITIES BUREAU

WPB has announced the organization of the Facilities Bureau, whose task will be to see that the maximum utilization is obtained from the nation's existing plant facilities and to plan for the minimum amount of new construction which will be required. The Bureau will be headed by Charles

E. Volkhardt.

Under the organization as announced there are four units: Office of the Director; Project Division; Production Resources Division; and Progress and Scheduling Division. These will replace the Facilities Program Division, the Construction Division and the Facilities Division, all of whose functions will be absorbed by the new units.


This realignment has been carried out to provide a close-knit organization to administer the new WPB policies controlling future facility expansion. The Bureau will provide staff services for the newly-organized Industrial Facility Committee and Non-Industrial Facility Committee, bringing together figures on present and anticipated requirements and supply of facilities and will recommend programs to the Program Vice Chairman.

Among the functions to be performed by the new Facilities Board are: to assist the appropriate industry divisions and claimant agencies to increase the maximum utilization of existing buildings and facilities in order that the need for new facilities and construction will be minimized; to reduce to a minimum the use of critical materials for construction, capital equipment, tools and machinery; to plan the scheduling of facility programs and projects; to maintain current information on progress of facilities or construction and render whatever assistance may be required in completing such programs and projects.

LEAD RESTRICTIONS RELAXED

Government wartime controls over the use of lead have been further relaxed through issuance by WPB of a revised General Preference Order M-38. This order places no restrictions whatever on the use of lead for purposes considered essential by WPB. The only restrictions are contained in a short list of prohibited items, all considered non-essential. Restrictions on roofing and weight of flashing and waterproofing are removed, as is the

(Continued on page 12)



Architectural Post-War Planners are Agreed:

**"FINE STORES WILL HAVE
FINE AIR CONDITIONING
IN 194?"**

It is not too early for anyone with vision to perceive the shapes and pattern of our post-war world. Architects and engineers know for a certainty that Air Conditioning must be a considered factor in the functional design of commercial structures.

The tenants of smart shops and fine retail stores will rightfully expect this as a matter of course. Fortunately when the time arrives for the blueprinting of specific, individual plans,

architects will find that their work has been immeasurably simplified by the developments of Worthington engineers.


A complete line of compact, flexible units, designed with all the advanced skill induced by the war, will be available. And from the largest industrial installation to the remodeling of a small, exclusive shop, their cooperation, their broad experience will be at the command of architect and engineer alike.

WORTHINGTON PUMP AND MACHINERY CORPORATION, HARRISON, N. J.
District Offices and Representatives in Principal Cities

CA 3-32

WORTHINGTON AIR CONDITIONING AND REFRIGERATION

Looking Ahead in Air Conditioning with Frank H. Faust



FRANK H. FAUST, Commercial Engineer of General Electric's Air Conditioning and Commercial Refrigeration Dept., and author of the article on air conditioning in the *Encyclopedia Britannica* 1943 "Book of the Year," is widely known in air conditioning and refrigeration circles. We are pleased to present his thoughts in this, the third, of Kinetic's series on "Looking Ahead in Air Conditioning."

"There are still some people—architects and engineers not excepted—who express considerable surprise upon learning that air conditioning and refrigeration equipment is being manufactured, currently, in considerable volume. These are people who think of air conditioning as an instrument of personal comfort and who have forgotten, or did not know, that in the early stages of air conditioning it was used primarily as an aid to production.

"Today, with the demands of war requiring all of our many industries to operate at a pace never before approached in our history, air conditioning is making important contributions in those industries where it has long been accepted as a condition of production.

"The war has also brought many new and vital applications for air conditioning products. For example, stratosphere chambers, wherein climatic conditions existing anywhere in the world can be duplicated at will. These chambers are urgently needed for the testing of implements of war which must function as well in the severe cold of the far north as they do in the heat of the desert—which must operate as reliably at altitudes of 40,000 feet as they do at sea level.

"In the construction of all types of military equipment—from delicate instruments to mighty airplane engines—microscopic tolerances never before achieved in mass production are being made possible through air conditioning which provides accurately controlled conditions of temperature and humidity.

"When the war is over and the story of air conditioning as an instrument of war production can be told in full, it will make exciting reading. Certainly the lessons learned in applying air conditioning to wartime needs, in minimizing the use of materials and labor, and in substituting less-critical for more-critical materials are bound to have an evolutionary affect upon the design of postwar air conditioning equipment."



FREON

REG. U. S. PAT. OFF.

safe refrigerants

"Freon" is Kinetic's registered trade mark for its fluorine refrigerants.

REMEMBER—"Freon" refrigerants are non-toxic, non-explosive, non-flammable, non-irritating. They cannot harm food or clothing. By every measure they are the world's safest refrigerants. Kinetic Chemicals, Inc., Tenth and Market Sts., Wilmington, Del.

THE RECORD REPORTS

(Continued from page 10)

former restriction on the use of lead for many purposes to a quantity not exceeding 90 per cent of the amount used in a base period.

WPB APPLICATION FORM REPLACED

Form PD-200, the form used to make application for authority to begin construction and for priority assistance, has been replaced by a new form known as WPB-617, the War Production Board has announced.

In addition to the functions performed by the old PD-200 forms, the new WPB-617 constitutes an application for allotment of controlled materials. The filing of additional forms for controlled materials will no longer be necessary, since controlled materials will be allotted simultaneously with the granting of authority to begin construction.

FIELD ADMINISTRATIVE ORDER AMENDED

The types of construction for which applications are processed in Regional Offices were enlarged in an amendment to field administrative order 708-20, WPB has announced. This order delegates authority to Regional Directors to permit construction under Order L-41 and to issue preference rating orders provided the estimated cost is less than \$10,000.

Among the types of construction now processed in the field are those which increase by less than 20 per cent the capacity of productive facilities and off-farm storage facilities for agricultural products, including drainage and irrigation facilities serving more than one farm, creameries, warehouses and grain elevators.

Not covered by the amendment is any construction or remodeling of these off-farm facilities to produce a different type of product or to increase capacity by more than 20 per cent. Also not covered is off-farm industrial type food-processing facilities such as canneries and packing houses. Applications for such construction will be processed in Washington.

INDOOR CLIMATE

Plans for the formation of an industry-wide cooperative educational program known as the "Indoor Cli-

(Continued on page 90)

THE MOST WANTON DESTRUCTION IN HISTORY



HERETOFORE, WHEN FIRE STRUCK, it was a calamity to an individual business enterprise. Even with insurance protection for plant and materials, experience has proved that loss of records, customers and employees has crippled a burned-out business in at least two out of every five instances.

But today, when fire destroys a plant or vital war materials so sorely needed by our fighting forces, it is little less than a national calamity. Where such destruction occurs in spite of the fact that *it could have been prevented*, it is literally the most wanton destruction in our history.

Fire CAN Be Controlled! The one sure way to control fire is at its source, when it starts... with Automatic

Grinnell Company stands ready to protect your warehouse or plant against fire. Experienced engineers at nearby offices are ready to help you. Call them. Grinnell Company, Inc., Executive Offices, Providence, R. I. Branch Offices in principal cities.

Sprinklers! Grinnell Sprinkler Systems detect and check fires *automatically*, night or day, before major damage can occur.


The Cost in materials is LOW One Grinnell Sprinkler Head protects 100 square feet of building space. Installed, it needs only about 50 pounds of pipe, fittings and valves... yet it can save tons of structural steel and other critical materials. This comparatively small expenditure of materials can provide the 24-hour-a-day protection against fire which will keep your plant producing and helping to win the war instead of becoming a charred heap - useless when so desperately needed.

Get in touch with Grinnell today, *before fire strikes!*




GRINNELL
AUTOMATIC SPRINKLERS
For Production Protection

MAPLE STANDS UP



...on The Alleys!



It Stands Up Just As Well In Floors

Ever see a tenpin crack, or split, or splinter? Or, see wood take greater punishment with less mark of abuse?

It's Northern Hard Maple—and the same tough-grained resistance to crushing wear and tear makes Hard Maple best for heavy-duty floors! It takes everything punishing traffic can give it and comes back, neatly and clean, for more.

Hard Maple's resistance to wear means low upkeep cost. Traffic moves easily, safely, over its smooth, non-slippery surface. Comfortable under foot, it resists spots and stains, is thoroughly cleaned by brushing when properly finished. And bright, clear Hard Maple floors reflect light, improve illumination.


The superiority of Northern Hard Maple for flooring in war industry and food plants, textile mills, defense housing, stores, schools, and other public buildings, is acknowledged. Whether the job is reconstruction or new, consider Maple. In strips or blocks; see Sweet's, 11/57.

MAPLE FLOORING MANUFACTURERS ASSOCIATION
1782 McCormick Building, Chicago, Illinois

Write for illustrated literature featuring grades, specifications, etc.

Floor with
MFMA Maple
REG. U. S. PAT. OFF.
(NORTHERN HARD)

SEADROMES PLANNED

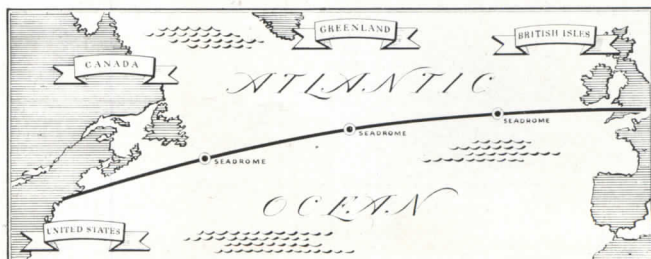


Pennsylvania-Central Airlines' application for permission to establish a "Seadrome" route between the United States and Great Britain, recently filed with the Civil Aeronautics Board, brings to a head an idea of many years' standing. As far back as 1915 a plan for a series of floating airdromes reaching across the Atlantic was proposed, and by 1919 the projected seadrome had assumed many of the characteristics of the present proposal.

The current project calls for three steel "islands" spaced at 800-mile intervals, all well out of the fog and ice zones. These seadromes, invented and developed during the past ten years by Edward R. Armstrong, construction engineer of Philadelphia, would be 64,000-ton structures standing 70-ft. above the ocean, with numerous vertical buoyancy tanks supporting the deck. Their 160-ft. draft is designed to assure absolute stability. In addition to the complete airport facilities—including that of refueling—provided by each seadrome, hotel facilities are contemplated so that passengers desiring to "vacation at sea" and wait for a later plane may do so. Aviation experts and various governmental commissions here and abroad are reported to have studied and approved the technical feasibility of the project.

The short 800-mile hops between seadromes would greatly increase the weight carrying capacity of the planes, it is pointed out, increasing by several hundred per cent the payload possible. The resulting economy of operation would mean substantially lowered passenger fares. Furthermore, in the opinion of C. Bedell Monro, president of the Pennsylvania-Central Airlines, no new plane designs would be necessary, the planes which are flying overland today being able to fly the seadrome route both easily and economically. And such a series of air bases would secure for the United States an advantageous position in transatlantic air commerce, Mr. Munro added. He emphasized that the new bases will be accessible to qualifying airlines of all nations.


The Sun Shipbuilding and Drydock Company announces its intention to construct the seadromes as soon as steel is available. Financing is to be by private capital, with many large industrial organizations interested.



DAY-LINE FLUORESCENT FIXTURES

New WAR MODELS

AVAILABLE • ADAPTABLE • DEPENDABLE



COUPLINGS
CONVERT UNITS TO
CONTINUOUS FIXTURES

STARTERS ACCESSIBLE
WITHOUT DISTURBING LAMPS

REFLECTORS SNAP
INTO POSITION...

PRESS
SPRING CLIPS
TO REMOVE

FLEXIBLE
CHANNEL
CLAMP

CHAIN
HANGERS

FOR SURFACE OR
SUSPENSION MOUNTING

CABLE
CLAMP

COMPLETE OPERATION
ON AND OFF,
5 SECONDS

FOR 2-40 WATT
3-40 WATT, AND
2-100 WATT LAMPS

Die formed throughout—designed for rigid construction. See details of Day-Brite's exclusive features above.

Reflectors suspended at 4 points by spring type catches, and can be taken off and replaced in total time of 5 seconds... Two coats baked enamel—gray outside, SUPER-WHITE inside... Be sure to get further details. Call your Day-Brite engineering representative or write

DAY-BRITE LIGHTING, INCORPORATED
5490 Bulwer Ave. • St. Louis, Missouri


STURDY
CONSTRUCTION




QUICK
INSTALLATION



LOW COST
MAINTENANCE



The DAY-LINE...CONTINUOUS provides a flexible method for installing long, unbroken lines of luminaires. Removable reflectors.



The COMPLETE LINE OF FLUORESCENT LIGHTING FIXTURES Nationally distributed through all leading electrical supply houses




What's more - THEY CAN DISH IT OUT!

A Jap naval squadron is finally brought to bay. Like a trapped animal, it fights back ferociously . . . sends a storm of shell-fire thundering through the night. Many miss, some hit . . . and hurt. But the American warships shrug off the blows . . . hurl back five for everyone they take. Another big slice is blasted out of the Nipponese Navy and securely tucked away—in Davy Jones' locker.

Our fighting ships are champions born of America's industrial genius. Broad-shouldered battleships, compact cruisers, lithe destroyers . . . they're the best designed, best constructed, best equipped sea battlers afloat.

As the brains and brawn of American industry launch ships day in and day out, our seven-ocean navy becomes a fighting reality years ahead of schedule. And the smashing of every bottle of champagne is a toast to those enemy ships that still infest the seas. "Bottoms up!"



IN SHIPS OF ALL TYPES TODD BURNERS ARE WORKING FOR VICTORY

In hundreds of ships, merchant and fighting, and in war plants of all types . . . wherever trouble-free, dependable combustion is a necessity . . . Todd Burners are delivering unsurpassed performance in the production of heat and power.



TODD SHIPYARDS CORPORATION TODD COMBUSTION DIVISION

601 West 26th Street, New York City

NEW YORK MOBILE NEW ORLEANS GALVESTON
SEATTLE BUENOS AIRES LONDON

TODD BURNERS ★ ★ ON THE FIRING LINE OF AMERICA'S WAR PRODUCTION FRONT

HELPING BOOST THE BOMBER

BIRTH RATE



How Cardox Systems Protect War Industries

- Timed discharges, as needed, through built-in piping systems . . . supplied instantly from a single storage unit holding tons (if required) of liquid Cardox CO₂.
- Mass discharge of Cardox CO₂ "knocks out" fire, by . . .
- Reducing oxygen content of the atmosphere below the concentration necessary for combustion, and . . .
- Cooling combustibles and fire zone below ignition temperature . . .
- Extinguishing fire quickly and completely *without* damage from extinguishing medium.

CARDOX—CO₂ Systems with Enhanced Fire Extinguishing Performance

- Uniformity of CO₂ characteristics.
- Extinguishing medium with uniformly greater cooling effect.
- Accurate projection of CO₂ through greater distances.
- Timed discharges, as needed, through built-in piping systems . . . supplied quickly from a single tank holding tons of liquid Cardox CO₂.

• Before a Flying Fortress . . . or any other war plane . . . takes to the air, an amazing number and variety of parts must be fabricated, assembled and tested. Should fire occur anywhere along the line . . . throwing production schedules out of time . . . the bomber birth rate is likely to take a dangerous nose dive.

There are Allied planes making it tough for the Axis today that wouldn't be in the air except for the fire extinguishing performance provided by Cardox Fire Extinguishing Systems.

Engineered applications of Cardox Systems are guarding against delay of vital war industry—for example, in plants producing:

Airplanes, Aviation Engines, Aviation Carburetors, Airplane Parts, Engine Parts, Plastics, Rubber Products, Processed Fabric, Tanks, Tank Engines, Cold Strip Steel, Armor Plate, Forgings, Solvents, Motor Fuel, Electric Power.

Cardox Fire Extinguishing Systems give a maximum of protection . . . guarding *time* as well as equipment . . . by providing (1) im-

mediate extinguishment by cold, inert carbon dioxide, which quickly smothers and "cools out" large or small fires; (2) elimination of damage by the extinguishing medium means machines and materials are usually back in production quickly.

Today Cardox is concentrating its engineering and manufacturing facilities on two vital phases of America's current emergency: (1) The design and manufacture of Cardox Fire Extinguishing Systems needed by a wide range of war industries to maintain and increase the birth rate of battle equipment; (2) working with industry on plans to increase the efficiency of fire protection both today and after the war.

If you would like more information, write on your company letterhead for Bulletin 453.

CARDOX CORPORATION
BELL BUILDING • CHICAGO, ILLINOIS
 District Offices in New York • Washington
 Detroit • Cleveland • Atlanta • Pittsburgh
 San Francisco • Los Angeles • Seattle

MASS DISCHARGE OF CO₂

ENHANCED COOLING EFFECT

CENTRAL STORAGE UNIT

AMPLE CO₂ RESERVE

ENGINEERED SYSTEMS


MANUAL OR AUTOMATIC CONTROL

CARDOX


NON-DAMAGING FIRE EXTINGUISHING SYSTEMS

PC Glass Blocks

FOR SCHOOLS DESIGNED WITH AN EYE TO THE FUTURE



SWIMMING POOLS present a practical opportunity for the use of large panels of PC Glass Blocks. Glass Blocks transmit plenty of daylight, but baffle prying eyes because of their non-transparency. Installations like this are also valuable in cutting down artificial light costs.



DAYLIGHT IN THE STAIRWELLS is a prime necessity in school buildings, since the better-lighted they are, the safer the steps prove for the children. PC Glass Block panels provide ample daylight, and have the additional advantages of holding down heating costs, due to their excellent insulating properties, and adding to the architectural beauty of the school building, both inside and out.



IN THE CLASSROOM, an abundance of softly diffused daylight is a boon to young eyes . . . and PC Glass Blocks assure it. Glass Blocks also cut off distracting outside views, deaden outside noises, and they increase the usable area of a room, their insulation properties permitting desks to be placed close to light-transmitting areas.



GLASS BLOCKS

Distributed by
PITTSBURGH PLATE GLASS COMPANY
and by W. P. Fuller & Co. on the Pacific Coast

"PITTSBURGH" stands for Quality Glass

PITTSBURGH CORNING CORPORATION
632 DUQUESNE WAY—PITTSBURGH, PA.



What Will Home Owners Want *When the War is Won?*

This colorful book, packed with stimulating ideas on bathtubs, kitchens and heating in tomorrow's homes, is being sent to thousands of home owners and prospective home owners the country over.


WHAT are home owners and prospective home owners expecting in plumbing and heating in their new homes after "V" Day? The answer to this question so vitally affects the design of homes of the future that we are seeking the answer.

A nation-wide investigation is being conducted covering the men and women who will be your market for homes after the war. This investigation is designed to learn what the preference of tomorrow's buyers will be for plumbing and heating. A colorful book, filled with interesting suggestions on bathtubs, kitchens and heating systems, is being furnished with a questionnaire to stimulate interest in new homes after the war. This book and questionnaire are being featured in national advertising reaching millions of prospects, and already thousands of inquiries testify to the interest of Mr. and Mrs. America in owning a home after the war.

The Crane line of the future will be built on the basis of the preference expressed in this investigation.

Architects have expressed a vital interest in this program, and we believe you will find the booklet and questionnaire which Crane is distributing to home owners and prospective home owners of value. If you would like to receive a copy, mail the coupon below.

This questionnaire is being sent with the booklet shown above. Filled in by tomorrow's home owners, it will give an excellent cross section of what they want in plumbing and heating after the war.



CRANE

CRANE CO., GENERAL OFFICES: 836 S. MICHIGAN AVENUE, CHICAGO
VALVES • FITTINGS • PIPE • PLUMBING • HEATING • PUMPS

CRANE CO. AR 7-43
836 S. Michigan Ave., Chicago, Ill.
Please send me copy of booklet "V" Day and questionnaire.

Name.....
Address.....
City..... State.....

NATION-WIDE SERVICE THROUGH BRANCHES, WHOLESALERS, PLUMBING AND HEATING CONTRACTORS



How dried potatoes may double our Merchant Marine

DEHYDRATION—the process of extracting water from foods of all descriptions by heating and drying—is waving a magic wand. Where once a bushel of potatoes occupied cubic feet of valuable shipping space, the dehydrated product occupies cubic *inches*. Those precious savings when pyramided mean ships and more ships. Now when a 10,000 ton ship comes sliding down the ways, the equivalent of two and even three ships is really being launched.

In many dehydration systems, Trane equipment is used to provide the heat which, in turn, liberates the

unwanted water from vegetables, fruit, eggs, meat and other edibles.

This is another way in which Trane Air Engineers on every industrial front are sending Trane equipment to war against the Axis. They are enlisting heat, cold, air movement, in fact the very weather itself to assist the men of our fighting forces and our allies.


And when Trane Air Engineers are mustered out of service the developments they are making today will mean the improvement of health, comfort, and better living in a better tomorrow.



TRANE

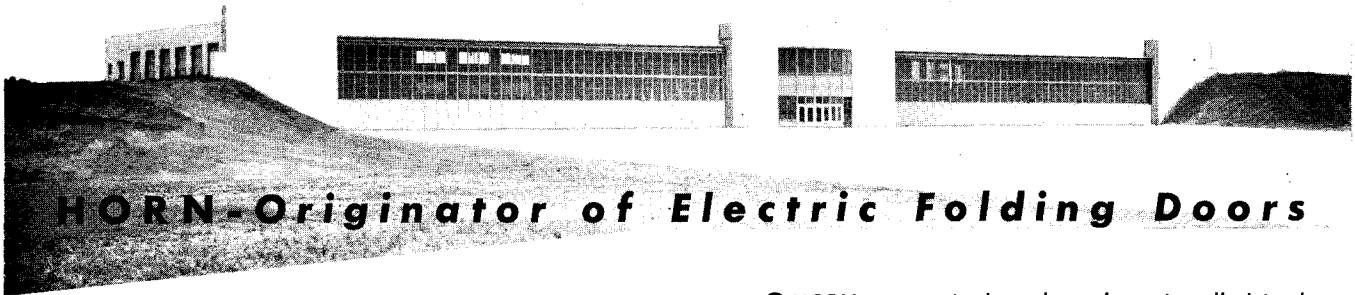


THE TRANE COMPANY LA CROSSE, WISCONSIN
 TRANE COMPANY OF CANADA, LTD., TORONTO
 AIR CONDITIONING · · HEAT TRANSFER · · AIR HANDLING EQUIPMENT



specified Now

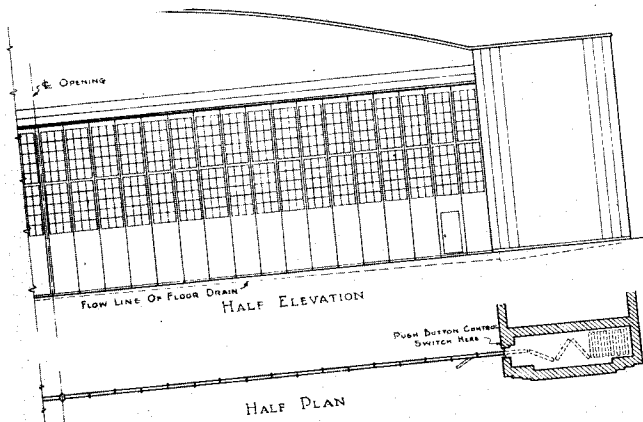
FOR SERVICE THAT LASTS



HORN-Originator of Electric Folding Doors


● HORN automatic doors have been installed in the new National Guard Hangar at the municipal airport at Des Moines, Iowa. Two all-steel doors, each 160 feet long, open automatically to full width opening. They are top-hung with a floor guide of special HORN design, insuring positive operation. Special fabrication combines light weight with strength to avoid twisting and yet save on overhead support for the doors. These overhead-supported doors with single tracks do not impose a greater load on the trusses than floor-supported doors because the multiple guides are not required.

This is a typical HORN installation . . . designed by HORN engineers for maximum long-time service, trouble-free performance, and comparative low-cost installation and maintenance. These distinguishing characteristics, backed by a quarter century of leadership, show that to specify HORN Automatic doors is to provide not only the best now, but also service that lasts.





**William M. Nielsen, Architect
Des Moines, Iowa**

HORN Engineers, located in all principal cities will gladly tell you how modern HORN Automatic doors can be installed at a cost no greater than outmoded types.



HORN MANUFACTURING COMPANY, Fort Dodge, Iowa
World's Largest Manufacturers of Automatic Folding Doors and Partitions



New Fluorescent Luminaire

SPEEDS PRECISION WORK . . . REDUCES SPOILAGE

Where dimensions and tolerances are measured in *ten thousandths* of an inch, a mere shadow can mean the difference between the right specifications . . . and spoilage.

That's why glareless, shadowless illumination is so necessary for maximum war production of precision parts and assemblies. In fact, good lighting helps all production, whether in foundry, factory or office.

New Westinghouse Luminaires give this kind of lighting—the high-visibility, modern illumination you need, and they comply with Limitations Order L-78.

The moisture-resistant, nonmetallic reflector is covered with a multi-coat, polymerized finish which provides

a reflection factor of 85% or more. And it requires only a "twist-of-the-wrist" to attach or remove this reflector, making it easy to keep clean and at top efficiency. The ballast, now externally mounted, provides power factor ranging from 92 to 99%.

These new Westinghouse Luminaires are available for 2 or 3 lamp, 40-watt and 100-watt, individual or continuous strip installations. Any one of 117 Westinghouse Electric Supply Company Offices and Independent Westinghouse Lighting Distributors will gladly give you full details regarding these luminaires and their installation. Or write Westinghouse Electric & Mfg. Co., Edgewater Park, Cleveland, Ohio, for booklet B-3265.

"Tune in the Westinghouse Program, Starring John Charles Thomas, Sundays, 2:30 P. M., E.W.T."




Westinghouse

Lighting Equipment

Plants in 25 cities . . . Offices everywhere

Look ***FIRST** to **SMITH** for **LARGE BOILER NEEDS**

War Housing *Gov't. Construction* *Industrial Buildings*



Center Photo Courtesy U. S. Signal Corps

☼ FOR 90 YEARS H. B. SMITH CAST-IRON BOILERS HAVE PROVED SUPERIOR FOR HEAVY DUTY HEATING IN THOUSANDS OF COMMERCIAL AND PUBLIC BUILDINGS

When specifying boilers for all types of large construction . . . Army warehouses, War housing projects or industrial buildings, look first at the record.

Consider the successful large heating installations of 5-10-20, yes, even 50 years ago, and note how many H. B. SMITH boilers have been giv-

ing dependable, economical performance, under diverse and exacting conditions.


Then check the number of *new* factories, barracks, warehouses and other types of war construction being heated by SMITH boilers today and judge for yourself.

Put 90 years of heating experience to work for you — specify SMITH.

See Sweet's "Engineering" or Domestic Engineering Catalog Directory for complete data describing H. B. SMITH Boilers.

THE H. B. SMITH COMPANY, INCORPORATED
BOSTON NEW YORK

WESTFIELD, MASSACHUSETTS
PHILADELPHIA



**AFTER
THE
WAR**

....WHAT ARE
modine
Convectors
GOING TO BE LIKE?

On the postwar building scene, you'll see a lot of Modine.

Before the war, Modine Convectors were extensively used because of their many and distinct advantages. The *new* Modine concealed convector radiation will permit you architects and engineers to heat buildings in a way you couldn't heat them before—but always wanted to do.

This new superior heating will mean added convenience...cleaner, healthier heating combined with new and more luxurious comfort.

And with it a new beauty! Smartly modern, streamlined enclosures...distinctive in design...blending harmoniously with their surroundings.

The heating unit will combine increased compactness with ample capacity. Fast to heat...quickly responsive to automatic control...flexible—to meet varying inside demands and sudden changes of outside temperature.

Right now Modine Convectors are at their battle stations—aboard the ships of the U. S. Navy and merchant marine. Modine has built convectors for over a million tons of shipping...is building more. Hence the after-the-war Modine Convector *isn't* wrapped up ready for delivery.

But it is not too early for you to *specify* Modine Convectors for heating the building you're planning now—to be built after the war. *Get Catalogs 241 and 241-A.*

**Modine STEEL Unit Heaters and STEEL Coils are
AVAILABLE TO INDUSTRIES DOING WAR WORK**



Look in your phone book for Modine representative's name—"Where to Buy It" section under "Heating Apparatus."

MODINE MANUFACTURING COMPANY, 1773 RACINE STREET, RACINE, WISCONSIN



FROM A WALKIE-TALKIE BATTERY ... A CAMERA STORE FOR 194X!

STORIES of a number of wartime plastics uses contributed to this conception of a camera store for 194X by New York Architect Morris Ketchum, Jr. One which particularly fired his imagination, however, was a battery case for compact walkie-talkie radios molded from Lustron, Monsanto's lightweight, water and weather resistant polystyrene.

Starting with a ceiling of translucent Lustron panels which make use of those

same qualities, Mr. Ketchum has gone on to visualize a complete store based on the logical development of wartime advances in several other Monsanto plastics as well.

Mr. Ketchum's store, however, is by no means an all-plastics creation. Where other materials promise to serve better than the plastics we may expect to have available in the near future, those other materials have been specified.


Above: Morris Ketchum, Jr., and Lustron battery case for walkie-talkie radio. Recognized as an expert in the design of modern commercial buildings, Mr. Ketchum is associated with the New York architectural and engineering firm, Harrison, Fouilhoux and Abramovitz and is an instructor of Architectural Design, New York University.

Ceiling: Standard size, clip-on panels of translucent Lustron — chosen for its lightweight, dimensional stability and acid resistance — carry over both the outside lobby and the interior. Above panels is overall lighting system including both incandescent and fluorescent illumination.

Ceiling moldings support panels, also serve as continuous wireways or plug-in strips for down-light fixtures. They might be formed from any one of three Monsanto plastics, Lustron, Resinox or the newest of the family, melamine. As panels are removable, lighting system is easily rebuilt.

Canopy fascia: plastics-bonded plywood which could be surfaced in any desired color with newtypes of recently developed weather, water and age resistant melamine resins.

Canopy letters: molded from translucent, colored Lustron. Thanks to Lustron's ability to "pipe" light, they could be edge-lighted from a concealed source in the canopy fascia.



Photomural wall, eight feet high and the length of the store, is mounted on continuous length of Resinox or melamine-bonded plywood. A film of transparent plastic protects it from wear and careless hands. As a result, it can be cleaned with soap, water and scrubbing brush.

Projection screen: Rear wall of sales area is a large, recessed screen on which could be shown still or motion pictures. Screen, perhaps of a plastics composition, is recessed to increase its luminosity and might also be mounted on light, dimensionally stable, plastics-bonded plywood.

Supporting columns: thin, strong columns of steel or one of the new, light metal alloys. Where maximum strength per unit of area is desired, metals are still superior to plastics.

Door, glazing, and show-cases: might some day be formed from non-shatterable, flexible or semi-flexible sheets of transparent plastic but in predictable future should be glass.

The Broad and Versatile Family of Monsanto Plastics

(Trade names designate Monsanto's exclusive formulations of these basic plastic materials)

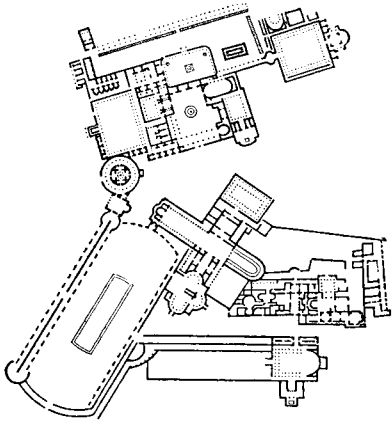
LUSTRON (polystyrene) • SAFLEX (vinyl acetal) • NITRON (cellulose nitrate) • FIBESTOS (cellulose acetate) • OPALON (cast phenolicresin) RESINOX (phenolic compounds)

Sheets • Rods • Tubes • Molding Compounds • Castings • Vuepak Rigid Transparent Packaging Materials



WHAT EVERY PROPHET SHOULD KNOW

Frankly, much development work has yet to be done in laboratories of established building materials suppliers and plastics manufacturers alike, before the store Mr. Ketchum has sketched opens for business. As one of the nation's largest producers of plastics, however, Monsanto is interested in encouraging intelligent, creative prophecies like Mr. Ketchum's. For only when the logical possibilities and limitations of plastics are fully understood can they contribute to the fullest to a better postwar world. MONSANTO CHEMICAL COMPANY, Plastics Division, Springfield, Massachusetts.



Emperor Hadrian's villa. From "The City"

THE CITY: ITS GROWTH, ITS DECAY, ITS FUTURE.

By *Eliel Saarinen*. New York (330 West 42nd St.), Reinhold, 1942. XVI—380 pp. 6 by 9¼ in. illus. \$3.50.

Many publications have treated one or another aspect of town planning for professionals: for designers, administrators, etc. Mr. Saarinen's "City" is written chiefly for the layman; but student and specialist will read it, too, and find it revealing and stimulating.

Many people not directly concerned with city making, yet disquieted by the vague but persistent question as to how did we get that way, will welcome especially the short second section showing the puzzling overgrowth and decay to be relatively recent and the result of two popular movements: (a) the surge of industrial workers from rural water-power sites into urban centers with steam-power and (b) that "little knowledge" made common by popular education, as a result of which architecture became "involved in stylistic escapades."

Following the chapter showing the origin of cities as illustrated in the organic growth of the medieval town "more or less our direct ancestor in town formation"—small, compact, walled, free of traffic, surrounded by wood, field and stream, and depending for its "style" and layout on its site and its strategic location—this section on decay puts the reader into a good position to consider what remedies for present ills are possible in

building for an age of speedy communication by car, plane and radio.

Time will be needed. There is no precedent to follow in today's work of providing harmonious, convenient and healthy places for human development. Perhaps architectural schools need to give some attention to the matter—not so much of town planning (zoning, traffic, sanitation) as of town building for the spiritual as well as the physical well-being of the people: building in three dimensions which, if well done, will prevent decline over a long period.

"Styles" will take care of themselves. Harmony has been achieved in notable cases by the use of many styles juxtaposed as well as with one style or a few.

People need social and cultural centers; they need also open space and opportunity to enjoy nature. Small cities, greenbelt towns, decentralization within large cities through clearing slum districts for park space, seem to be the answer rather than more and bigger skyscrapers in metropolitan centers in the making and government of which the individual can take little part.

This first American book by a world-famous master is a matter for congratulation to him and to his readers who will rejoice as much, perhaps, in the incisive, convincing style of the work as in the matter it conveys.

AN AUTOBIOGRAPHY.

By *Frank Lloyd Wright*, New York (270 Madison Ave.) Duell, Sloane and Pearce, 1943. 561 pp. 8½ by 8½ in. port. \$4.50.

The new edition of the "Autobiography" apart from its inherent interest amplifies and interprets the two good recent companion volumes which might more logically have followed it: "Frank Lloyd Wright on Architecture," edited by Frederick Gutheim (ARCHITECTURAL RECORD, June '41, p. 28), and "In the Nature of Materials," by H. R. Hitchcock (ARCHITECTURAL RECORD June '42, p. 80). Those two works will be read by anyone seeking fully to enjoy the "Autobiography," which is a purely personal and undocumented account of the man whose

"selected writings 1890-1940," fill a good-sized book in this series and whose 200 projects and executed buildings a much larger one.

In the present work so much new material has been added to that contained in the 1932 edition, and so different has been the author's experience since then, that he seems almost justified in feeling that it is a new work and in labelling it "first edition." In fact, however, practically all the earlier work, "Family, Fellowship, Work, Freedom," is preserved in this one, and it is happily significant that so much of the free-flowing informal narrative of endeavor, experiment, success, repeated catastrophe and recovery, set down at a time of enforced idleness, should be thus retained in almost its original form.

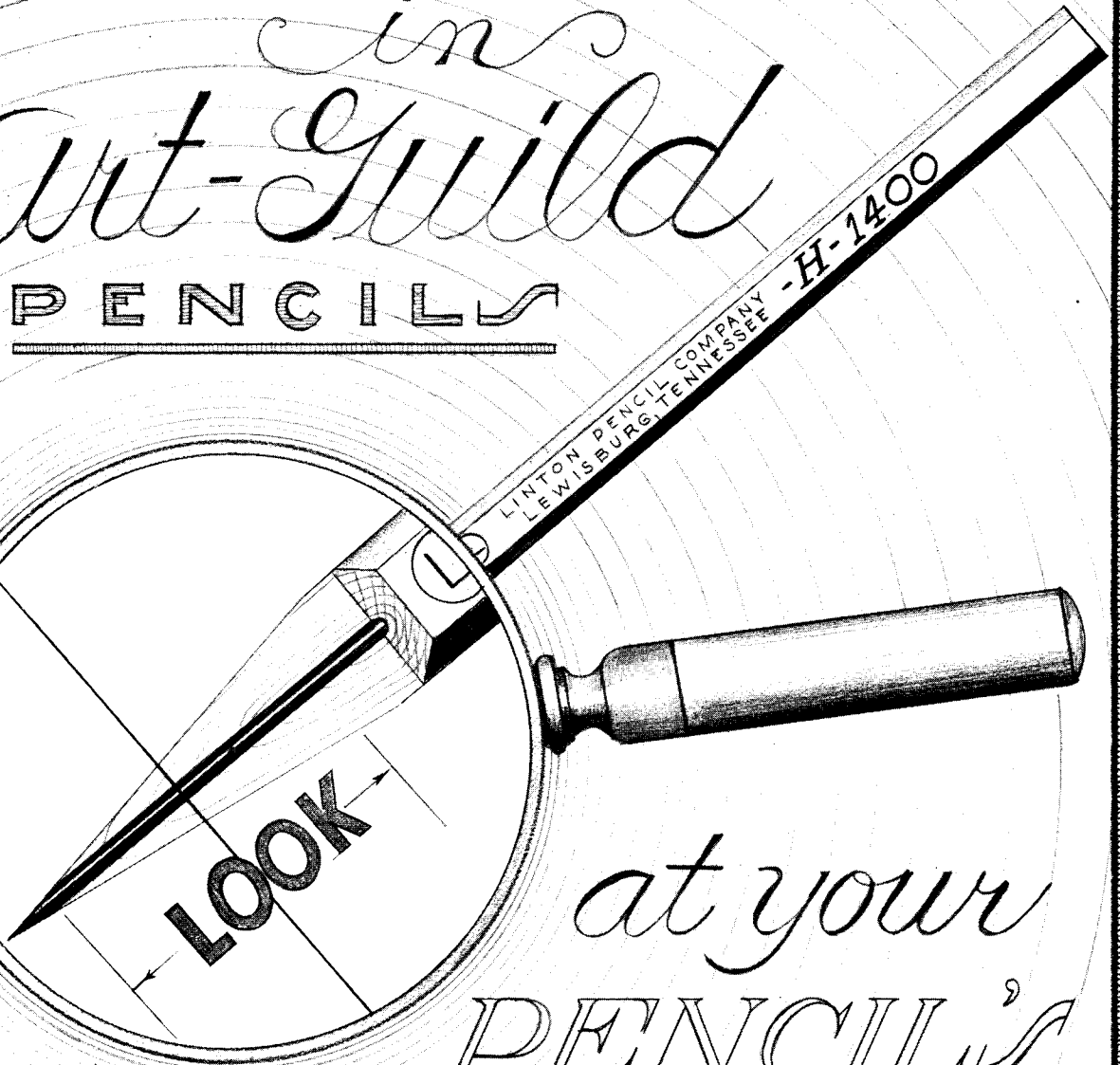
The new material, about a third of the whole, covers the first ten years of the Taliesin Fellowship; records new experiments in construction, such as those for the Johnson plant in Racine; describes attempts to solve "America's major architectural problem, the satisfactory house of moderate cost;" shows modest appreciation of invitations to speak in Moscow and London and of the Royal Birthday Honours medal following this latter; and some things to say on -ists and -isms made -istic by -ites; and gives one or two good Fallwisms, such as: To Saarinen who asked Wright's opinion of the E. S. design for a million-dollar church, when F.L.W. was designing one to cost about a tenth of that sum, "When I saw it I thought what a good architect I am."

This book needs a sequel, not too far in the future, to tell something of the influence of Broadacres on this stage of town-planning thought; something of what increasing knowledge and recognition of an architect still "far less well-known than famous" will bring; and of how far in post-war training "inflated education" will give way to training on the pattern of the Taliesin Fellowship, with apprenticeship and craftsmanship paralleling technical instruction, giving first-hand knowledge of building materials and processes, of country beauty

(Continued on page 28)

BONDED LEAD

in
Art-Guild
PENCILS



at your
PENCIL'S

LIFE LINE

and save 40%

Edwin Hofner.

This drawing is one of a series made with Art-Guild BONDED LEAD drawing pencils

Art Guild pencils are available in 17 precision-milled degrees — 6B to 9H. Beautifully finished in green lacquer, they come neatly packed in a metal box.

Try them at our expense. We will gladly send you a few Art Guild pencils for personal test. Just drop us a note on your letterhead, specifying the degrees you prefer.

LINTON PENCIL CO., Lewisburg, Tenn.

SALES OFFICES

112 West Ninth Street
Los Angeles, California

38 South Dearborn Street
Chicago, Illinois

3525 Southwestern Boulevard
Dallas, Texas

BRADLEYS SERVE OUR GIANT AVIATION INDUSTRY



Help Reduce Dermatitis Troubles Minimize Absenteeism

● The heads of our fastest growing industry, knowing the value of modern tools and equipment, were quick to realize the importance of sanitary and adequate washing facilities.

In the modern miracle plants where planes, engines and other vital parts and equipment are made, you will find Bradley Washfountains. The list that can be given only partially includes:

Bendix Aviation Corporation
Bell Aircraft
Boeing Airplane Co.
Buick Motor Aviation Engine Plant
Cessna Aircraft Corp.
Consolidated Aircraft Corp.
Curtiss Wright Corp.
Douglas Aircraft Co.
Fisher Body Corp. Aircraft Div. of
G. M. C.
Ford Willow Run Bomber Plant
Fort Worth Bomber Plant

Lockheed Aircraft Corp.
Glenn L. Martin Co.
North American Aviation Inc.
Pan American Airways
Pratt Whitney Aircraft Co.
Republic Aviation Co.
Studebaker Motor Aircraft Engine
Parts Plant
United Aircraft Co.
Vega Airplane Co.
Vought Sikorsky
Wright Aeronautical Corp.

For assistance in washroom planning, write for "Washroom Layout Booklet." BRADLEY WASHFOUNTAIN CO., 2227 W. Michigan Street, Milwaukee, Wisconsin.

BRADLEY
Washfountains

Washrooms like this at Vega improve employee efficiency
— guard health.

Eight to ten can wash simultaneously, each in clean running
water— saving time, space and water.



REQUIRED READING

(Continued from page 26)

and country problems, and experience of self- and fellow-service from cooking stove to dining room, recreation and entertainment.

THE FOUNTAINHEAD.

By Ayn Rand, New York (468 Fourth Ave.) Bobbs-Merrill, 1943. 574 pp. 5 $\frac{3}{8}$ by 8 $\frac{1}{2}$ in. \$3.00.

Nearly half a million words about architects and their clients, for the most part in settings so distinguished that one household has even "two stately butlers."

Peter and Howard, friends fresh from architectural school, go to New York in 1922.

Peter, amiable and popular, progresses quickly from draftsman to head of one of the "best" offices, designing in traditional styles to please his public: at 29, ambitious "to be the one architect of this country in my day" or nothing; winning the "Most Beautiful Building in the World" competition and other successes with designs contributed sub rosa and gratis by Howard; the husband of "an ideal wife" to whom he is everything she despises, with whom he cannot bear to be alone, and whom he exchanges for \$250,000 and a commission; by attempted blackmail arriving at "murder . . . almost murder;" by attempted bribery losing his one forward looking prop, and so finished as an architect at 39.

Howard, on the other hand, believes "the world is perishing in an orgy of self-sacrificing," designs to please himself structures for service, home, resort and business, as well as a temple, luxury apartments and low-cost housing to rent at \$15 monthly: all apparently not traditional, apparently beautiful, efficient and economical. He stands captain of his soul through a stormy life which includes poverty, riches, rape, dynamiting a public housing development, and searing all his friends, and on p. 750 he is commissioned to do "the last skyscraper ever built in New York," for a client who had "spent his life pulling the strings of the world" and who "had seen it all."

Other architects there are too: among them Cameron, "an old drunkard . . .

(Continued on page 30)

MAKE THIS TEST -
Prove **BRIXMENT is BEST!**



1

Slap a small amount of Brixment mortar, and an equal amount of 50-50 lime and cement mortar, on a brick. Wait a minute, then feel each mortar.



2

Test each mortar. You will find that the Brixment mortar stays plastic *far longer* than the other mortar. This proves *greater water-retaining capacity*.

BRIXMENT Mortar Has Far Greater Water-Retention!

WATER-RETAINING CAPACITY is the ability of a mortar to retain its moisture, and hence its plasticity, when spread out on porous brick.

High water-retaining capacity is of *extreme importance* in mortar. If the mortar does not have high water-retaining capacity, it is too quickly sucked dry by the brick; the mortar stiffens too soon, the brick cannot be properly bedded, and a good bond cannot be obtained.

Brixment mortar has extremely high water-retaining capacity. It *strongly* resists the sucking action of the brick. Brixment mortar therefore stays smooth and plastic when spread out on the wall.

This permits a more thorough bedding of the brick, and a more complete contact between the brick and the mortar. The result is a better bond, and hence a stronger and more water-tight wall.



BRIXMENT

For Mortar and Stucco

Louisville Cement Company, Incorporated, Louisville, Kentucky. Cement Manufacturers for Over a Century.

RE-LIGHTING

the new **manpower** *requirement*
production

HERE'S ONE ANSWER
to this problem...




Because most plants operating today were designed for peacetime, *daylight* working schedules, *their lighting equipment is inadequate for night work!*

The folder illustrated gives one answer to industry's problem of *re-lighting*. Silv-A-King's new fluorescent reflectors of non-critical, metal-saving Silv-A-Tex are durable, efficient, inexpensive, and available for prompt delivery. For complete descriptions and specifications of Silv-A-King "Victory" units, write for a copy of "Catalog 43-V" today!

BRIGHT LIGHT REFLECTOR COMPANY, INC.

308 Morgan Avenue, Brooklyn, N. Y.



SILV-A-KING MAKES *Light* WORK FOR YOU

REQUIRED READING

(Continued from page 30)

who built skyscrapers 20 years ago," the repulsive president of the A.G.A., and the editor of its Bulletin; the cheap wit of the profession; Gus of the harmless obscene obsession, and Guy, the employee, employer, friend or father-in-law (or several of these) of most of the other characters. This last via a daughter who hated architecture yet wrote architectural criticism for a journal standing "for everything she abominated," and whose perverseness seems limited only by lack of imagination, ability and time.

PLUMBING PRACTICE AND DESIGN Vol. 2.

By Svend Plum. New York (440 Fourth Ave.), Wiley, 1943. 329 pp. illus. \$4.50.

Completion of the work noted in April (p. 26) having for its aim, consolidation of data scattered through works on architecture, and mechanical, sanitary and civil engineering, so as to give this ancient and useful craft long "treated as a stepchild" its proper place in a modern world of engineering technique.


SIMPLIFIED DESIGN OF REINFORCED CONCRETE.

By Harry Parker, New York (440 Fourth Ave.), Wiley, 1943. 249 pp. 5 x 8 in. illus. \$2.75.

The professor of architectural construction at the University of Pennsylvania and joint author of the Kidder-Parker "Architects' and Builders' Handbook" issues this work as a companion to his "Simplified Roof Trusses . . ." and "Simplified Engineering . . ." both, like the present work, designed primarily for architect and builder but well adapted for use of anyone knowing high-school algebra and elementary mechanics.

A great part of the book consists of illustrative examples giving the solution of the design of structural members and of problems to be worked out by the student; all necessary tables and formulae are included and the arrangement and format are the pleasant ready reference type of others in the series and of the "Handbook."

(Continued on page 98)



A PREDICTION AND A PROMISE

The home of the future will use a lot of aluminum in its construction. That's an "educated" prediction. As a result of war work, more designers and manufacturers than ever before are now accustomed to working with aluminum. They are anxious to utilize its many advantages.

Look at the rapid progress aluminum windows were making before the war took them off the market. Their easy operation, weathertightness and fine appearance sold them then, and they continue to keep home owners happy. Many a family buying war bonds to apply on a postwar home has mentally specified "Aluminum Windows".

*The Window
of the
Future is
Aluminum*


Thresholds and doors, made of aluminum, can successfully combat the conditions that make the going so tough for materials now used. Colored aluminum offers exciting possibilities for trim and other decorative uses in the home of the future. It doesn't take much imagination to visualize many places in which strong, durable, attractive aluminum can be used to advantage.

Remember, in considering aluminum, you can think in terms of lower costs than ever before. On ingots, aluminum is 25 per cent lower than in 1939. New manufacturing techniques and large quantity production have already lowered prices for all fabricated aluminum products. ALUMINUM COMPANY OF AMERICA, 2167 Gulf Bldg., Pittsburgh, Penna

ALCOA ALUMINUM



Reg. U. S. Pat. Off.



Drawn by Chester B. Price for Lone Star Cement Corporation

War Speeds Concrete Progress

SPECIFY
'INCOR' 24-HOUR CEMENT
FOR

EARLIER OCCUPANCY IN
BUILDINGS OF ALL TYPES

WATERTIGHT CONCRETE—
BASEMENTS, TANKS, STUCCO, ETC.

CONCRETE FLOORS—HEAVY-DUTY,
NON-DUSTING—READY FOR
SERVICE IN 24 HOURS

WAR-TIME demands have accelerated the trend toward concrete as a medium of design. Combining freedom of expression and structural economy, Architects and Engineers are now using concrete to enclose space with shell domes, curved walls, plane surfaces—whichever is most effective functionally. Buildings such as this hangar illustrate concrete's versatility.

Sweeping arches support a thin concrete shell only 3½ inches thick. Clear spans of over 300 feet, without ties or bracing, provide maximum unobstructed space in hangars, warehouses and other fire-safe structures.

Modern concreting methods increase the economy factor. With 'Incor' 24-Hour Cement, concrete poured today is stripped tomorrow . . . no reposting to interfere with mechanical trades . . . fast construction schedules with 50% to 60% less forms. Weeks saved . . . earlier occupancy at less cost.

Take these advantages into account in planning your next project—housing, hospitals, schools, industrial buildings. Specify 'Incor'*, America's FIRST high early strength Portland cement. Get strong, durable concrete . . . save your client money as well as time.

*Reg. U. S. Pat. Off.

LONE STAR CEMENT CORPORATION

Offices: ALBANY . BIRMINGHAM . BOSTON . CHICAGO . DALLAS . HOUSTON . INDIANAPOLIS . JACKSON, MISS.
KANSAS CITY . NEW ORLEANS . NEW YORK . NORFOLK . PHILADELPHIA . ST. LOUIS . WASHINGTON, D. C.

LONE STAR CEMENT, WITH ITS SUBSIDIARIES, IS ONE OF THE WORLD'S LARGEST CEMENT PRODUCERS: 15 MODERN MILLS. 25-MILLION BARRELS ANNUAL CAPACITY

WILL *Foresight* WIN THE PEACE and EARN for You a Place in the World's Greatest Industry?

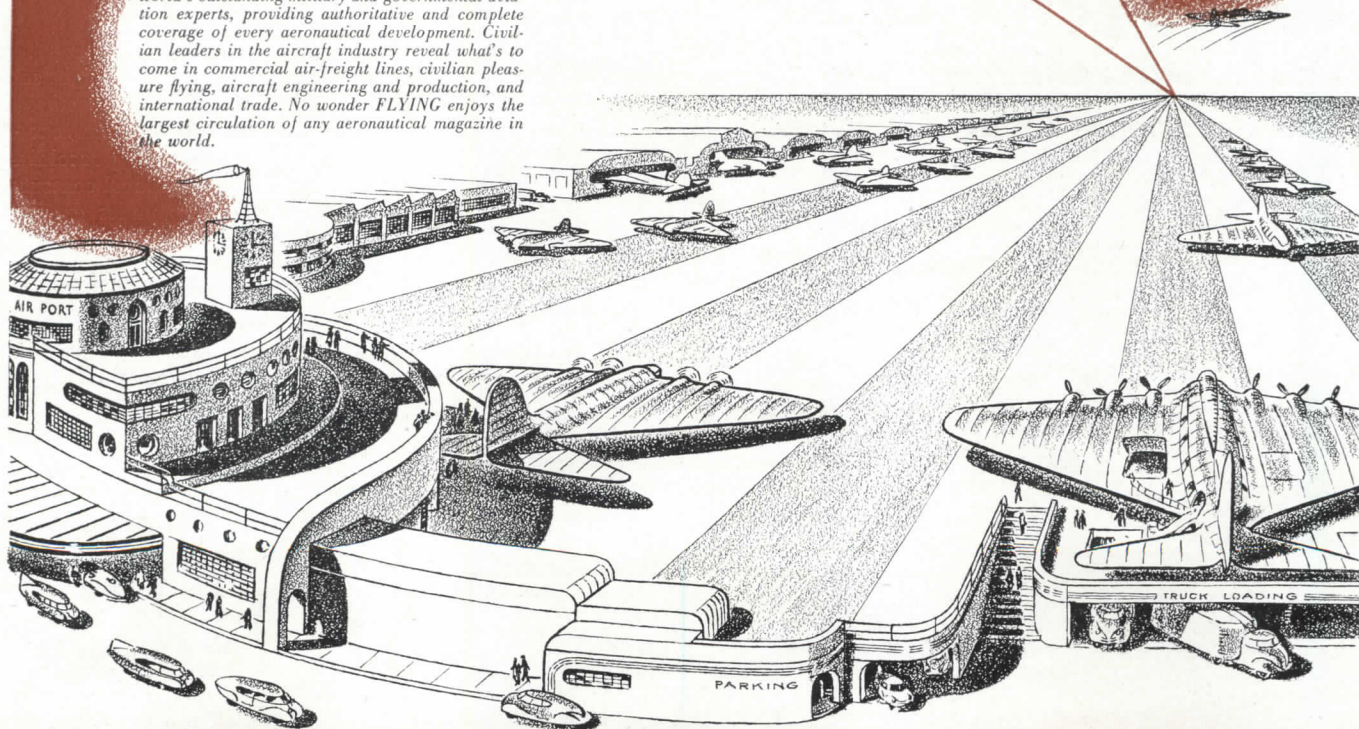
● No industry, within the knowledge of man, has ever made such rapid growth or reached such gigantic proportions as aviation. It has been predicted that aviation is the power which will do most to help win this war. It is now conceded—it will also win the peace which follows.

Aviation has moulded large numbers of the world's greatest designers, the world's greatest engineers, and the world's greatest producers. Yet—aviation is still in its infancy.

Today, the man with vision, who is alert to its unlimited opportunities, is the one who will most assuredly reap the benefits of postwar aviation. He, will be the designer and builder of the great aerial terminals for commercial and freight traffic of the air. He, will be the designer and builder of the suburban "parking lot" airports. He, will be the one who will help America retain its place of leadership in transoceanic air commerce.

To be "well posted" in all phases of aviation and to keep abreast of its new developments, you must read FLYING, the dominant aeronautical magazine which is read by more influential people than any other aviation journal.

FLYING brings to its readers signed articles by the world's outstanding military and governmental aviation experts, providing authoritative and complete coverage of every aeronautical development. Civilian leaders in the aircraft industry reveal what's to come in commercial air-freight lines, civilian pleasure flying, aircraft engineering and production, and international trade. No wonder *FLYING* enjoys the largest circulation of any aeronautical magazine in the world.



FLYING

A ZIFF-DAVIS PUBLICATION

CHICAGO • NEW YORK • LOS ANGELES

WASHINGTON, D.C. • TORONTO • LONDON



Design for Lighting—Today and Tomorrow

● Simple and modern in design, the new Sylvania fluorescent fixture meets all normal industrial lighting requirements.

It is another fluorescent first for Sylvania

— this all-purpose standardized fixture of the future.

The streamlined top-housing, which weighs less than three pounds, encloses the ballast and protects it from dust.

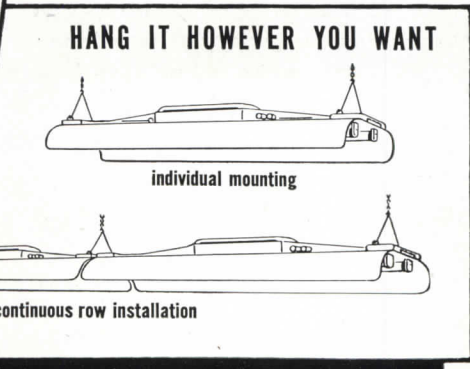
Optional knockouts permit any known type of mounting. And it fits into any lighting plan — individual or continuous row.

Two or three lamps can be used, depending on light output desired.

There is an accessible starter socket and knockout provision for a pull chain if need be.

The fixture is equipped with a light and durable composition reflector that has a designed-in efficiency of 86 per cent — even higher than that of porcelain-enamelled metal in conventional contours. This reflector stands up under extreme temperature and humidity conditions. "Captive Latch" fastenings that require no tools for removal make it easy to service.

The Sylvania fixture of the future is available in 40-watt and 100-watt lengths. It carries Underwriters' Laboratories approval and our own 90-day guarantee. And it meets governmental requirements in every particular. For full details, write Dept. M&F 7.



SYLVANIA

ELECTRIC PRODUCTS INC.

Formerly Hygrade Sylvania Corporation
Ipswich, Mass.

INCANDESCENT LAMPS, FLUORESCENT
LAMPS, FIXTURES AND ACCESSORIES,
RADIO TUBES, ELECTRONIC DEVICES.



Progress That Is As Practical As Steel Itself

No rapturous flight of fancy is essential to the concept of tomorrow's building designs. Progress will involve the application of improved methods, materials and practices to time-honored forms, while "inspired architecture" may well be a matter of dollars-and-cents value. The prospect is no less exciting for this.

Stran-Steel engineered systems are practical, flexible, adaptable to varied requirements. They were applied successfully to housing projects of many types before the war, and are now meeting military building requirements for the armed forces. Stran-Steel is well qualified to serve the post-war building industry.

STRAN STEEL

DIVISION OF GREAT LAKES STEEL CORPORATION
1130 PENOBSCOT BUILDING, DETROIT, MICHIGAN

UNIT OF NATIONAL STEEL CORPORATION

THE CONSTRUCTION INDUSTRY

May Well Be Called

AMERICA'S

MOST HIGHLY ORGANIZED INDUSTRY!

CONSTRUCTION was the first essential requirement of the Government's war production program. When the call came for the greatest, most concentrated construction program in the history of the world, the construction industry was ready—organized "as usual"—to create the projects so vitally needed for the prosecution of the war and the production of war supplies.

There was no conversion period. The construction industry was ready to marshal its manpower, materials and equipment as rapidly as its tasks were assigned. There was no confusion or delay. Work progressed smoothly and efficiently. Project after project was completed in record breaking time. The war construction program proceeded according to schedule.

But, the magnitude of this achievement is only a reflection of the efficient performance of the industry over a great many years—and an indication of still greater performances to come. For the construction industry is organized to keep in step and in tune with the building requirements of the nation.

It is the country's second largest industry—and may well be called America's most highly organized industry.

To the architects of America goes much of the credit for smooth and speedy accomplishment of each job, because architects function not only as planners, but as coordinators as well.

Coordination, and speed must be achieved to meet time demands placed on construction in peace time and war time. One thing necessary to coordination and speed is information . . . about jobs, their location, status, value, and contract opportunities, due and completion dates.

Accurate, selective job information has been available to members of the construction industry for more than fifty years through

DODGE REPORTS

Issued by F. W. DODGE CORPORATION

119 West 40th Street, New York—and Principal Cities East of the Rockies



NOW available HAZAPAK RUBBERLESS WIRE

a New BUILDING WIRE That Conserves Critical Materials!

HAZAPAK Rubberless Building Wire, approved by the Underwriter's Laboratories, Inc., is now available for use as a building wire for lighting and power circuits. Its insulation and protective coverings contain no critical war materials.

HAZAPAK Rubberless Building Wire conductors are first insulated with a sealed layer of Kodapak synthetic tape over which is wrapped a further protective covering of moisture-proof, crumpled kraft paper. This insulation (full N.E.C. thickness), is then covered with a Dilec flame and moisture-resisting wrap. It consists of a cotton wrap with full coverage of cotton threads wound on spirally with several threads wound on in the opposite direction, binding the cotton tightly to the wire and forming a smooth, fully-covering sheath slightly smaller in diameter and smoother than a braid.

HAZAPAK Type EG Building Wire is approved as the neutral grounded conductor in common AC circuits and as the "white" conductor in cable assemblies such as Hazardex, armored cable, twin lead encased, etc., where the W.P.B. Rubber Restriction Order prohibits the use of rubber insulation on the white or grounded neutral conductor.

HAZAPAK Type EI Building Wire is approved for single conductor in open wiring as a wartime alternate for rubber-insulated wire, and as the "hot" wire in non-metallic sheathed cable that is run exposed in dry locations. It is available in any of the standard building wire colors.



**SAVES
RUBBER**

•
**SAVES
TIN**

•
**SAVES
CRITICAL
SYNTHETICS**

1. Bare copper conductor.

2. Kodapak (cellulose-acetate butyrate) tape insulation.

3. Moisture - proof compacted kraft paper cushion.

4. Dilec flame and moisture - resistant covering.



The use of Types EG and EI HAZAPAK Rubberless Wire is covered by Interim Amendments Nos. 44 and 69 to the 1940 National Electrical Code.

Consult our nearest office for details about this new type building wire or ask your wholesaler about HAZAPAK.



HAZARD INSULATED WIRE WORKS

Division of The Okonite Co.

WILKES-BARRE, PA. Offices in Principal Cities.

HAZARD  **Electrical Wires and Cables**



begin with

WINNER *Techno-TONE* DRAWING PENCILS

When historians record the miracle of American War production, Honorable Mention will go to the drawing pencil.

A. W. Faber is proud to contribute WINNER Techno-TONE to this crucial effort—a drawing pencil unsurpassed for purity, durability and delicacy of tone. Sharpened to a needle-point, WINNER Techno-TONE does not snap off under firm pressure. Kept blunt for broad strokes, it fairly flows over paper. Guaranteed for positive grading in all 17 degrees. We will gladly send you a free sample.

SMOOTHNESS—Selected graphite, clay and wax cleansed and purified of all grit—so that every atom of graphite fairly glides on paper and "gives off" an impression of perfect density.

ACCURACY—Precise grading in 17 degrees—today, tomorrow and next year. Time, temperature and climate have no effect on WINNER Techno-TONE.

Write Dept. AR-7, A. W. Faber, Inc., Newark, N. J.

A-W FABER Inc. NEWARK, N. J.

13c each 2 for 25c \$1.25 dozen

AT ALL DRAWING AND ARTISTS MATERIAL DEALERS AND LEADING STATIONERS



★

Companion Pencil — WINNER Thin Colored Checking — Superb colors and strength. Choicest for all prints: 2381 Red; 2382 Blue; 2383 Green; 2385D Yellow; 2437D Orange. 10¢ each. \$1.00 dozen. Would you like a sample?

★


WINNER Techno-TONE is available in 17 scientifically graded tones—6B to 9H. Polished rich green. Made in U.S.A.

Airport Electrical Equipment


PANELBOARDS SWITCHES CIRCUIT BREAKERS DISTRIBUTION SYSTEMS STANDARD & "TAILOR MADE"

WHEN airport designs approach the blueprint stage—that is the time to call in a Square D Field Engineer. His counsel can be most helpful in arriving at the right specifications for your electrical control and distribution equipment.


Many of Square D's standard devices are ideally suited for airport installations—indoors or out. They are on active duty in airports throughout the country. A staff of design engineers is at your service in building special equipment, tailor-made for individual applications.




Basic airport control panel, an example of Square D tailor-made equipment. Provides automatic timing feature and remote control.




SQWARE Duct, for flexible power distribution. Easy to install. Neat in appearance. Economical.



Raintight safety switch, one of many models and types.



Raintight circuit breakers are available in a wide range of sizes and capacities. They afford modern convenience and protection—eliminate fuses completely.



ELECTRICAL EQUIPMENT

KOLLSMAN AIRCRAFT INSTRUMENTS

SQUARE D COMPANY

DETROIT

MILWAUKEE

LOS ANGELES



M-H Electrons are coming to control the heating of homes — to dispense carefree indoor comfort, regulate heating effortlessly, to air condition rooms. Now M-H Electrons are at war, performing miracles in planes, tanks and ships for our armed forces. These

same miracles, or modifications of them, will be available to home owners everywhere after peace comes. Minneapolis-Honeywell Regulator Company, 2804 Fourth Ave. S., Minneapolis, Minn. In Canada: Toronto, Ontario. In Europe: London, England; Stockholm, Sweden.

MINNEAPOLIS-HONEYWELL
CONTROL *Systems*

THE HOUSE OF THE FUTURE, 194?-195?

THE house-of-the-future will perform the same functions as the house-of-the-past and the house-of-the-present. The functions of this house will be to provide shelter, privacy, comfort and convenience for each member of the family, and for the family as a whole. It will serve the familiar physical functions, and provide the space, the furnishing, and the equipment for the family activities as we have known them, augmented by additional labor-saving devices and recreational and cultural facilities. Consistent with the history of architectural and building progress, advantage will be taken of opportunities afforded by new materials and new structural methods to produce better houses for less money.

★ The house of the future will have rooms—rooms thoughtfully planned for maximum use of the space enclosed. Rooms will have, in many cases, multiple functions at different times of the day and night.

★ Most houses will have foundations, either continuous or piers, with the main floor near the level of the ground. Cellars will be demanded in many regions, but for reasons of economy they may be dispensed with as mechanical equipment becomes less bulky and more seemly, and storage space, formerly in the cellar, is supplied elsewhere.

★ The house of the future will have floors, walls, ceilings, partitions, and roofs. The walls will be of various materials and combinations of materials, selected for strength, durability, insulating properties, weather-protection, appearance. Access will be through doors which will also serve to separate one room from another for more privacy, visual and auditory. The house will have windows to admit sunlight and air and to permit views and vistas of the outside; window panes will be of transparent materials. Windows will have adjustments to regulate the quantity and quality of light, heat, air, and vision, and means for deterring invaders of all sorts, from bugs to burglars.

★ The house of the future will be provided with a furnace, boiler, heater—equipment for maintaining comfortable temperature, humidity, and circulation of clean air, augmented where necessary or desirable by radiant heat supplied through electrical devices. Sanitary facilities will be provided for cleanliness, and general health. Water for all purposes will be supplied through pipes to the fixtures at the point of use. Flush toilets (originally invented in prehistoric Crete) will still be used in postwar houses.


★ The houses will have automatically-operated refrigerators, and the preparation of food will be facilitated by many electrical devices. Cooking will be made more efficient, economical, cleanly and convenient as the familiar types of ranges are further developed. Communication with the outside world will be through the telephone, radio, and television. Audible communication within the house will be by similar means. The family car of the future will have its own storage room known as the garage, conveniently located with respect to the services of the house. Later, the family helicopter may have its own garage near the landing lawn or, in larger houses, in connection with the roof.

★ The house of the future will probably be put together more rapidly than the house of the past, thanks to the evolving techniques of the building industry. Materials and equipment that can be produced in the factory in easily-handled sub-assemblies will be available to be incorporated in the building at the site.

★ The designers of houses will continue to produce more livable and efficient environments as their knowledge of space relations grows; and the performance of materials and equipment proves their relative desirability. They will make intelligent selection from the many diverse materials and conveniences that will be offered in a competitive market, and will assemble them to produce the desired result—a better, more economical, more convenient and trouble-free home.

★ In appearance the houses will reflect the desires, tastes, associations, prides and prejudices of their owners for they will satisfy not only the physical requirements, but the psychological proclivities of their possessors. Radical experiments and designs will continue to intrigue those who want to be in the vanguard of progress. Conservative designs, reflecting the best of the past, will be built to please those who prefer the familiar. Mobile houses, or trailers, will be available for migratory families.

★ The house of the future will still be a house. It will still be subject to the whims of the public, to the development of manufacturing procedure in a competitive market, and to the intelligence and daring of the designers.



Cushing-Gellatly photos

THE HOUGHTON LIBRARY OF RARE BOOKS

HARVARD UNIVERSITY, CAMBRIDGE, MASS.

PERRY, SHAW AND HEPBURN, ARCHITECTS

GEORGE A. FULLER COMPANY, BUILDER

IN many respects this library, which was awarded the Harleston Parker Gold Medal, is unique. Designed primarily for the exhibition of an invaluable collection of rare books, the library naturally had to provide for their preservation and safekeeping. For this reason it is air conditioned throughout, with constant temperature and humidity maintained, and the air kept dust-free at all time. Yet nowhere do the mechanics of it obtrude.


The architects had the dual problem of attuning the design of the building not only to the diverse scale and style of the neighboring buildings, but to the character of the great collection of rare books which represent the backbone and lineage of English literature. In design, scale, and style, it reflects these considerations. In construction and mechanical equipment it embodies the most modern scientific advances.

The exterior is of a specially burned brick, Flemish bond, laid with particular pains, with trim in Rockwood stone. The structure is steel framed. The new building is connected to Harvard's Widener Library, by both an unobtrusive bridge and an underground passage. On this side, the building is a story higher than on the front, because of the slope of the site.


A glance at the plans will show the simple, functional arrangement of the rooms and services. The large oval lobby invites the study of the collections in individual panel cases designated by the name of the author or the particular subject.

At the left of the lobby is the large Exhibition Room; at the right, the Reading Room. The architectural treatment of the Exhibition Room is retiring and appropriate, painted a neutral blue-green which contrasts pleasantly with the vellum-covered books displayed in the panel cases. The books are beautifully illuminated by hidden Neon fluorescent tubes. This relatively "cold" light is dispersed through louvered glass sheets, and reflections are avoided by sheet steel shields. The lighting is thus emphatic but not theatrical. Direct lighting of the room itself is provided by the two large brass chandeliers, and there is indirect lighting from their bowls, with controlled intensities.

The bookcases are highly interesting in their design. There is space of one inch between the back of the bookcase recesses and the wall to allow for the circulation of air. The warm transformers for the Neon lights are placed in accessible panels above the shelves to induce a gradual circulation of conditioned air up through the exhibits from the baseboard grilles. The air is made dust-free by the ionizing process as it enters the building, and temperature and humidity norms are controlled to remain absolutely



The central circular stairway to stacks and second floor



The oval Lobby, with its displays of special collections, is finished in the warm ochre of vellum, heightened by lines of gold



The Exhibition Room with its well-lighted bookcases



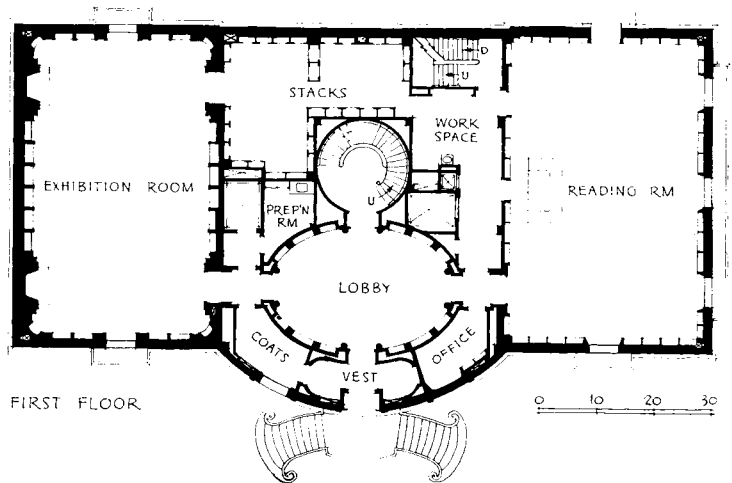
steady, and independent of all external climatic changes. Air quantities and velocities are carefully controlled and condensation is non-existent. All gaseous impurities which tend to discolor leaves of books are removed from the air by passing the filtered air through metal absorption-canisters perforated and filled with activated carbon.

The Reading Room at the right of the lobby is designed for the study and examination of the valuable books and manuscripts. Entrance and egress doors are controlled by push buttons on the librarian's desk. The room is lighted especially for reading, and is also substantially sound proof. Walls and floor are cork and the ceiling is of limpet plaster. The bookcases are of convenient height and the walls above the bookcases are of sound-absorbing cork. The room is simple, quiet, light, air conditioned—admirably suited to its purpose.

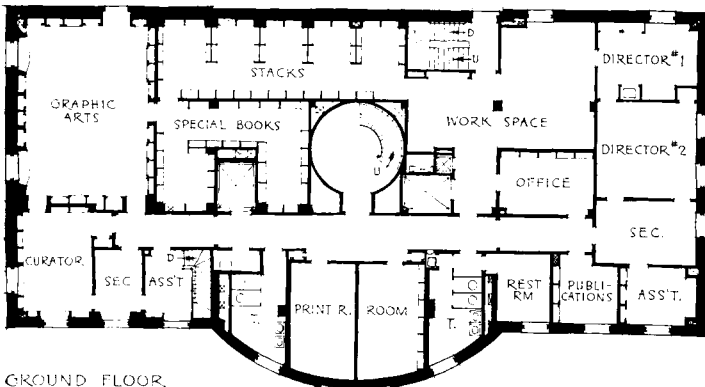
There are also special study rooms elsewhere in the building. We show a photograph of the John Keats Room which houses a special collection of his works. The room is done in rich Virginia walnut, and has a tray ceiling.




The Reading Room is simple, functional, quiet, comfortable; floor and walls are of cork, and the ceiling is acoustical plaster



FIRST FLOOR.



GROUND FLOOR.



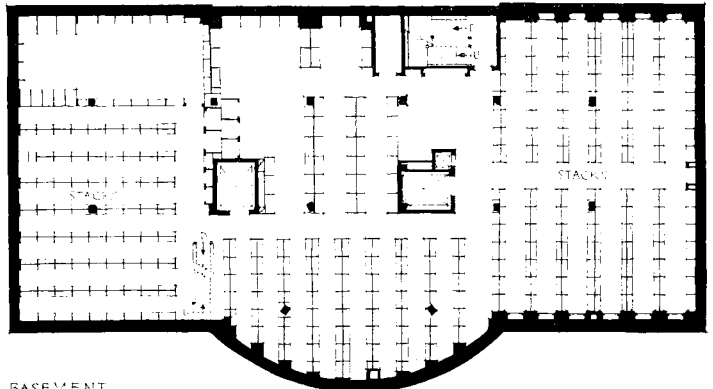
The John Keats room, finished in Virginia walnut, displays a priceless collection

The grilles above and below the bookcases are the only outward evidences of the carefully worked out air conditioning system. The Graphic Arts Room, while quite different in treatment and feeling, is especially appropriate to its use.

The stacks were studied with extraordinary care. Their design eliminates completely any possible damage from metal fastenings or obstructions although the shelves are

all adjustable. The fluorescent lighting has been carefully calculated to provide full illumination of all the shelves. The fluorescent lights are provided with crescent vanes, which not only obviate any glare but provide for the proper distribution of light throughout the stacks.

The new building was the gift of Arthur Amory Houghton, Harvard 1929, who is not only a bibliophile but a learned book collector.



BASEMENT



The Graphic Arts Room

The well-lighted Stacks



A MILLION HOUSES — MORE OR LESS

By ROBINSON NEWCOMB*

The potential market for postwar houses is two-fold. The firm demand, arising from new-family formation, gives out short of a million-unit yearly volume. Beyond that it is a replacement market, which calls for strong sales efforts

CURRENT building estimates for "after the war" are the brightest in our history. If these estimates are correct, and are properly interpreted, then the building industry can indeed look forward to a handsome future.

The crux of the matter lies in the enormous difference between the kind of postwar market that can be found simply because it will already exist, and the kind that will have to be made. The first kind is housing for new households, the second is *re-housing* for existing families. Both kinds are ordinarily lumped together in generous estimates, but they are as different as a child and its parent. The latter continues on a fairly even keel, but the former contains the capacity for development.

Let us examine the figure of 1,000,000 dwellings a year. The reason for choosing this figure is the frequency with which it is quoted as the expected postwar residential volume. Some authorities go far higher, to 2,000,000; others fall slightly below, at around 900,000; still others say a million and a quarter. The combined effect of all these estimates is to make 1,000,000 dwellings a year seem very safe as a prediction. Unwary optimists are thereby led to wait in the belief that a million dwellings a year will fall into the building industry's lap, but this interpretation is very far from what the predictors themselves probably intended.

Actually, if we look into the posited 1,000,000 dwelling market, the ready part of it—the part that can be called the firm, highly predictable part, the part based on *new-family* need—amounts to less than two-thirds of a 1,000,000 units a year. It can be estimated at between 560,000 and 640,000 dwellings. The calculations that lead to this result are given on adjoining pages. It is optimistically assumed as a basis for these calculations that the war ends by 1945, that casualties are not excessive, that there is prosperity, and that an even keel is reached by 1950. And yet, on these optimistic assumptions, a volume of 640,000 dwellings a year is the most the industry can count on to meet a ready-made demand. The industry must work for the rest. In other words, even though a total annual volume of 1,000,000 dwellings a year is fully

possible, yet in order to reach this figure, the industry must first satisfy the new-family demand in full, and must thereafter dispose of half again as many dwellings among households that are already sheltered. Less than two-thirds of the million is *new-family* housing; more than one-third is *re-housing*.

Basically the fact that ready-made demand arises only from new households is quite simple, however much it has been obscured in practice. Confusion has arisen because in the past it was rarely the new family that stepped into the new dwelling. Usually the new household was a young family which waited to move into a dwelling which had just been vacated, when the previous occupant moved into something new. Nevertheless by so doing, it was the young family—the new household—which created the demand. The moment there is no new household either demanding a dwelling of its own or waiting to move into an older dwelling that has been abandoned for a new one, then any building which is done, is done not for new-family housing but for re-housing. The abandoned house is then a potential derelict; if not that house, then some other house will be left empty somewhere along the line. To make the story short, re-housing cannot go forward on a large scale unless it is coupled with an orderly process for speeding depreciation, obsolescence, and demolition.

• • •

If our estimates are reasonable, then any argument for building more than 2.8 to 3.2 million dwelling units during 1945-1949 must rest on re-housing and not new-family housing. This could be based on the premise of social need rather than market need; or on the premise that the building industry can make new dwellings attractive enough so that present occupants will move into them in preference to old ones and also in preference to buying a new car, airplane, helicopter, or trip abroad; and that the industry can at the same time devise speedier and more orderly means of depreciation for older properties, looking toward the demolition of the older dwellings. If we are willing to accept depreciation as the price for developing the replacement market, then the market for dwellings in the postwar decade can be made several times as great as the market for new households.

* An abridged version of a study prepared in collaboration with Max R. Bloom.

An Estimate of New Postwar Dwelling Needs

The predictable part of the postwar dwelling market is that created by new households. New households grow, not with the population as a whole, but with the age groups which form families. Thus an increase or decrease in the number of children, for instance, has little immediate effect on new households; but the changes in the number of youths attaining the age of twenty-five has a great effect.

Fortunately, population growth in general can be predicted in peacetime by an exact technique. The forecasts of the National Resources Planning Board and of the Scripps Foundation were well borne out by the results of the 1940 census. On the other hand, the forecasting of household formation is more difficult, involving as it does more variables, such as family income; this depends on prosperity. How to foretell the degree of approaching prosperity has unhappily not yet been discovered. Despite this difficulty, the limits of error are not great. A forecast made by the Department of Commerce staff missed the 1940 census household figure by less than 0.6 per cent; that is, the forecast was 99.4 per cent right. On the basis of past experience, the forecasts of household formation for the 40's may be accepted with confidence. The adjustments made herein are based on the convenient assumption that the war will be over by 1945 and that casualties will be moderate. Should these assumptions prove too optimistic, our estimates will have to be revised downward.

The highest estimate for the number of non-farm households in 1950 is 32.3 million, an increase of 4.6 million above the 1940 figure of 27.7 million. It involves, apart from other assumptions, the view that the war will not reduce the number of households to be found in 1950, because its first phase stimulated marriages. The sharp

drop in household formation since 1941 makes this prediction look somewhat optimistic.

The anticipated increase of possibly as many as 4.6 million households from 1940 to 1950 is one-sixth less than the 1920-1930 increase and is only slightly in excess of the 1930-1940 increase of about 4.5 million households. The peak of household formation was actually reached in the middle twenties, when the rate in excess of 600,000 per year was attained. The average for the decade was 550,000 per year. During the 1930's the average dropped to about 445,000 per year or 19 per cent below this. Part of the drop was due to a smaller number of people entering the age at which families are formed, part was due to postponement of marriages, part to the lowering of incomes. Most of the loss of the thirties has now been made up. An examination of the figures shows that the marriage rate declined right after 1930, but started to climb a little later and went up faster than income. It appears that a change in income has an immediate effect on marriage plans but that in time an adjustment is made to changed circumstances and the permanent effect is less than might be expected.

This is mentioned because some have argued that the standard of living will involve a sustained increase in household formation. A raised standard of living will reduce doubling and it will increase marriage somewhat for a short time, but beyond that it will have relatively little effect on the total number of households.

II

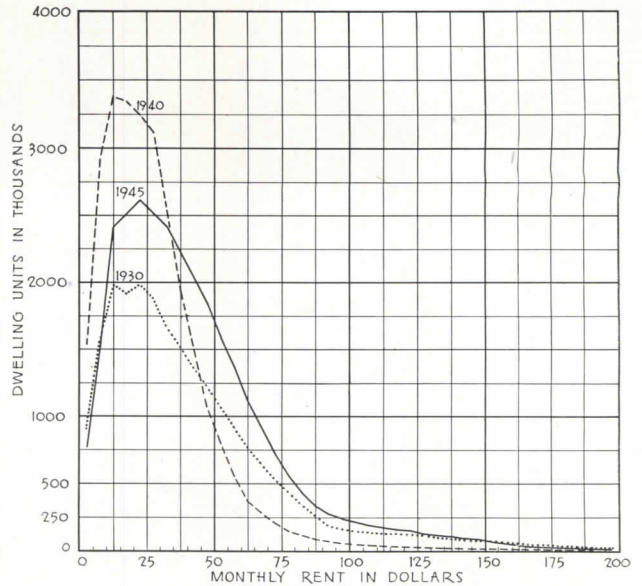
Along with the problem of the postwar volume there is a problem of the postwar price range. It can be predicted either on the basis of full employment and prosperity, or on the basis of moderate prosperity, or on the unlikely basis of depression.

ESTIMATED POSTWAR DWELLING NEEDS

(In Millions of Units)

1. Number of non-farm dwelling units, 4/1/40	100.0%	29.683	12. Additional net number of units required, 1940-1949 (10—11)	4.9
2. Occupied	93.5%	27.748	13. Net units added, 1940-1944	2.4
3. Vacant, for sale or rent	4.8%	1.429	14. Net units required, 1945-1949 (12—13)	2.5
4. Vacant, not for sale or rent	1.7%	.506	15. Possible FPHA demolition4
5. Number of non-farm households, 1/1/40		27.7	16. Fire, catastrophe and non-FPHA demolition3
6. Maximum increase in non-farm households, 1940-1949		4.6	17. New construction required, 1945-1949 (14+15+16)	3.2
7. Total non-farm households, 12/31/49 (5+6)		32.3	18. Total new units required, 1945-1949 assuming no FPHA demolition (21—19)	2.8
8. Units vacant, for sale or rent, 12/31/495	19. Total new units required, 1940-1949	5.6
10. Total units required, 12/31/49 (7+8+9)		34.5	20. Total new units required assuming no FPHA demolition	5.2
11. Number of non-farm units, 1/1/40		29.6		

CHART I: Distribution of old and new non-farm dwelling units by rental price classes. The 1945 curve is an estimate by S. M. Livingston, Department of Commerce, and is based on the assumption of a high level of postwar prosperity



As a point of departure, Chart I shows three existing curves of price distribution covering dwellings both old and new. The dotted line represents the rental value of all non-farm dwellings reported in the 1930 census. The dashed line represents the distribution of rental values represented by the 1940 census. The solid line represents the rental distribution suggested by Mr. S. M. Livingston of the Department of Commerce, as the one that might apply to all dwellings in 1945. Mr. Livingston's curve is similar to the 1930 curve, except that he assumes a smaller percentage in both the very low price range and the very high one.

The Livingston curve may be taken as an approximation of the general conditions in 1950, supposing there is high prosperity; or the 1940 curve may be taken, supposing there is moderate prosperity. That is, the Livingston curve might roughly fit 1950 providing that there is no change in the general price level, that the period of 1945-1950 is one of full employment and high prosperity, and that the percentage of income going into housing needs is as high as it was in 1930.

The 1940 curve represents the price distribution of dwellings as reported by the census after a short period of moderate prosperity. This curve may therefore approximate the general price distribution of all dwellings in 1950, if the latter half of the decade proves to be only moderately prosperous, and if the proportion of income that goes into housing in 1950 is no higher than it was in 1940. Even under conditions of high prosperity the 1940 curve might approximate the conditions of 1950—if competition were sharp between housing and other commodities such as cars, television sets, airplanes, or helicopters.

New building goes forward at higher price ranges than obtain in the dwelling field as a whole. Chart II is worked out to show possible rental values for the 3.2 million new dwellings that will be required between 1945 and 1950 under our general assumptions. The solid line is drawn at high prosperity level; the dashed line at medium. No curve has been drawn for the supposition of a depression.

No matter at what prosperity level the curves are drawn, newly built dwellings have a higher average than the general level—but not too extensively so. The higher price is due to the fact that new dwellings are more frequently built for occupancy by households already established and secure. New households are more likely to start out in used dwellings. Nevertheless this assumption can be carried too far. It was carried too far in the twenties, when new households were ignored in new building, being expected to resort to the used market altogether. Over that period as a whole, the volume of new dwellings was geared to the growth of new households; but the price range was geared to replacement standards obtaining only among the well-to-do and well established. The result was that new neighborhoods were created at the expense of old neighborhoods; more costly houses were built than could be maintained, forcing down older costly houses in price. The result of this forced depreciation was that although the value of new dwellings produced was heavily weighted toward the high-priced side of the curve during the twenties, nevertheless nearly 80 per cent of all properties reported by the 1930 census were listed at a rental value of less than \$60.

If new dwellings in the years 1945-1950 were once more to be built in such expensive brackets, and new households cared for only in hand-me-downs, a similar distress could be brought about again. But we have learned that there are other ways of caring for new families than forcibly depreciating a too-high-cost property till it fits their modest budget.

• • •

No matter how one looks at it, there is a distinct top limit to the prices that new building will be able to command. Under no circumstances is it to be assumed that more than 21 per cent of the properties to be found in 1950 will rent or sell for the equivalent of over \$60 per month. If the years 1945-50 should be years of moderate rather than high prosperity, and if a smaller proportion of income were to go for housing than has been the custom, it might mean that only about 11 per cent of the newly built houses would meet a demand of \$50 or over,

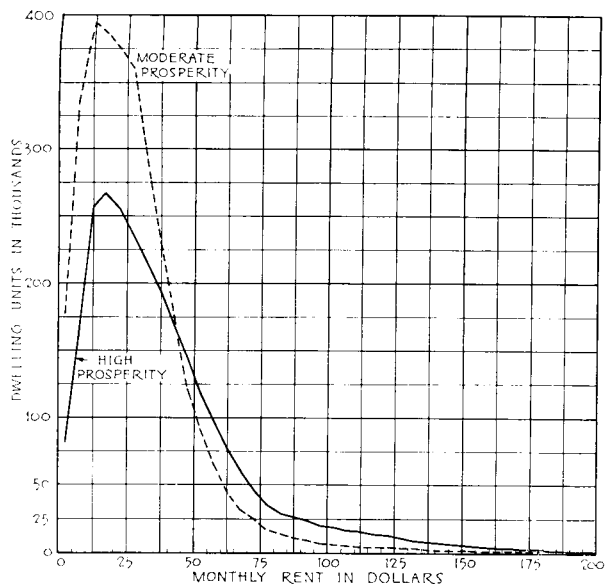


CHART II: Possible distribution, by rental price classes, of the 3,200,000 new dwelling units estimated to be needed for new families between 1945 and 1950. The solid line assumes a high prosperity level, the dashed line a more moderate level

that 48 per cent of the new units would have a rental value of \$20 to \$50, and that 89 per cent would be in the less-than-\$50 group. High prosperity might raise the \$50 group from 11 per cent to 30 per cent; even so, the market's emphasis on the low and moderate income groups may disappoint optimists looking for the easy break into a revival of the high-cost business.

III

Apparently the one way to secure the larger postwar housing volume would be to supplement new housing with large-scale rehousing. If the market is to reach a million units a year, re-housing must make up more than a third; if two million units a year, more than two-thirds. All this rehousing must replace units already occupied, and must result in demolition of a nearly equal number.

Such an assignment puts it squarely up to the industry. The work involved is much harder than caring for an automatic increase. It demands the utmost in making housing the new romance, creating unprecedented attractiveness, with unexampled efficiency, perhaps through pre-fabrication methods; adapting land policies to easy cheap acquisition, considering policies leading to subsidy or government demolition, framing schemes of joint participation among owners, so that the cost of demolition falls on all alike; adapting financing methods to quick depreciation and scheduled demolition as a part of the progressive rotating scheme.

The question as to which methods should be chosen lies outside the scope of this paper. It is certain that the need for replacement or re-housing is at hand, if the industry can devise means for turning the need into an effective demand. Thus the census of 1940 reported more than 3.9 million non-farm units in need of major repairs, including over 2.6 million units without private bath. If these were replaced over a period of ten years, they would provide a market three-fourths as large as that created by all new households in the decade following the war. Again, it is estimated that by 1945 there will be about 7 million non-farm units with a rental value of less than \$20 per month. If these may arbitrarily be presumed to be sub-standard or undesirable, a replacement market for

700,000 units a year can be created throughout a decade. A shift in income caused by a high level of economic activity would tend to shift demand from units in the group below \$20 to the group between \$20 and \$50.

In 1945 the number of families in the \$20 to \$50 group for whom re-housing might be undertaken will number about 13 million. About 5.5 million will own their own homes, so that a really decisive improvement in housing values will be required to interest them. Eliminating them from the picture entirely still leaves about 7.5 million units in this price range. Any combination of devices attractive enough to secure re-housing of these 7.5 million families in a decade—as automobiles have been replaced every six or seven years—will add an annual market of 750,000 units. If all in the group were re-housed in a decade the annual market would average 1.3 million.

In all plans for a balanced national program of full employment, residential construction has played an important part. During the peak years, 1923-1927, residential activity accounted for as much as 45 per cent of all construction activity including utility expansion. During those years, new residential units were started at the average rate of 870,000 units a year. In 1925 residential units were added in the number of 935,000. In recent years, this was most nearly reached again in 1941, when 715,000 units were started in non-farm areas. But even in the immediate postwar years, the predictable firm solid demand represented by new households will not exceed 600,000 a year.

Under such conditions those who talk in terms of 1,000,000 or 2,000,000 dwellings per year over a period of one or two decades as a new-family demand are indulging in wishful thinking. Though such a level would help maintain full employment, it would be higher and more sustained than any we have yet known. In fact, it would re-house America in from 15 to 30 years.

The old frontiers caused by expanding populations are most easily conquered. New markets can be created by the initiative and skill of the industry, and its willingness to tackle new frontiers. The new frontier is that of raising standards by replacing the old with the new.

PREFABRICATORS VIEW THEIR FUTURE

—AND THE ARCHITECT'S

WHAT DO PREFABRICATORS THINK of their own future, and of the future place of architects in the much-heralded industrialized housing?

Well, the prefabricators are pretty optimistic about both parts of the question. Their opinions, recently recorded in replies to an ARCHITECTURAL RECORD questionnaire, indicate that they expect prefabrication to account for a sizeable proportion of houses built in the years immediately following the war. Also that architects will find much they can do in the manufacture and distribution of factory-made houses.

One would expect the prefabricators themselves to speak optimistically about the future progress of prefabrication. But, as one observer has pointed out, they are the ones who have invested their own money and effort, and they could be expected also to be realistic. In the RECORD's tabulation of the questionnaire replies there was evidence of both optimism and realism.

Necessarily, any such inquiry as this represents only opinions or guesses. Prefabrication is an infant industry. Though hundreds of interested parties can be listed, it can be taken for granted that only a small proportion are really well established, established to the point of a going business of any volume. In this respect the RECORD's data are based on a numerically small list of active prefabricators, but they can be accepted as a good representation of opinions of the active firms, for practically all of the "big names" of the industry answered.

The combination of optimism and realism is noted in the wide ranges in the replies. While a range of highs and lows is, of course, to be expected, it is a fact that should be noted.

The first question asked:

What percentage of the total number of houses built yearly in the U. S. A. do you believe will be PREFABRICATED HOUSES?

Answers were called for in two price classes, and for three periods of time after the war. The answers:

	Under \$5,000	Over \$5,000
The year after the war	25%	8%
Five years after the war	46	20
Ten years after the war	66	33

These answers are, of course, the averages. To show something of the optimism and realism, here are the extremes in the answers:

	Under \$5,000	Over \$5,000
The year after the war	5% to 70%	0 to 50%
Five years after the war	10 to 85	0 to 60
Ten years after the war	10 to 90	2 to 70

One of the replies raises a point that is always involved

in prefabrication discussions—the extent of the prefabrication in the finished house. After "admitting" that there remain certain operations which the contractor can perform more cheaply on the site, the letter says:

"For question No. 1, our answer would be that economy and efficiency would dictate that a very large percentage, in fact close to 100%, of the houses both under \$5,000 and over \$5,000 should employ prefabrication to some extent even the year after the war; that the most important percentage to consider is the extent to which houses are prefabricated and, if we consider economy and efficiency, this will depend on how rapidly additional materials such as magnesium, aluminum, plastics and others find their way into the housing picture and create additional operations which can be done more economically in the factory than at the site. We believe the time will come relatively soon when all building will be planned to use prefabrication to a certain extent. We admit that some day houses may be completely prefabricated and come off an assembly line like typewriters and automobiles, but such an operation will be economical only when the variety and type of materials increase to the point where there remain no operations which can be performed more efficiently or quickly at the site."

As for the architect, the second question, and its answers:

Do you see a place for architects in the field of prefabrication?	YES	100%	NO	0%
If so, in what capacity?				
As designers for the manufacturers	90%		10%	
As site planners	100		—	
As construction superintendents	39		61	
As dealers	23		77	
As salesmen	39		61	

There would seem to be no question that the prefabrication industry expects to make use of the architect's talents. Still more specifically, Question 3 asks:

Do you now employ architects? How many?
Answers: YES 90% NO 10% Average number of architects employed by each firm, 3.5

And Question 4:

Do you expect to employ any architects in the future?
Answers: YES 93% NO 7%

One well known proponent of the completely prefabricated house wrote:

"I see room for 50,000 architects in this industry after the war. . . . We will employ thousands if they will retrain themselves. . . . Men of architectural training must be retrained to fit into mass-production-mechanized operations."


INDUSTRIAL BUILDINGS


TO SPEED INVASION




AS THE WAR has moved toward an invasion climax, its changing needs for weapons have been reflected in the design and equipment of the later factory buildings. Speed in design and erection is already an old story, also the saving of critical materials, but these factors were certainly no less vital in the three plants here shown. Especially

interesting in these buildings are the demands of the processes to be housed—final integration of an intricate assembly line for making Airacobra fighter planes; material-handling in a bomb factory; and the peculiar lighting and air conditioning requirements of an unnameable plant making precision instruments for aerial warfare.





FACTORY FOR FIGHTER PLANES



WITH THE COMPLETION recently of a considerable addition, including an office building, the Bell Aircraft Corporation's new plant now has completely integrated facilities for producing the fighter planes so necessary to a successful invasion.

The new production area completes a basic layout for the final assembly plant, which was designed and authorized before the restrictions on metals. Mezzanines run the full length of the plant, and parts and subassemblies produced on or below them are fed to conveyORIZED assembly lines extending through the central area.

Columns are spaced 25 ft. apart along the length of the building with spans ranging from 50 ft. in the new portion to 100 ft. in the original plant. The factory buildings are of steel frame construction with 5-in. reinforced concrete floors.

The exterior treatment of the new office building and of the plant additions conform to the original styling. The office building exterior is buff face brick. The limestone sills and copings emphasize the horizontal bands formed by the strips of windows and glass block. The darker tones of the windows are further emphasized by metallic heat reflecting screens. The darker brick used to intro-



PLANT FOR BELL AIRCRAFT CORPORATION; THE AUSTIN COMPANY, ENGINEERS AND BUILDERS


duce contrast in the sidewalls at the entrance is carried throughout the monitor section, which houses a large drafting room on the second floor.

The drafting room consists of a standard monitor cross-section superimposed on a one-story flat roof structure. The monitor section is completely enclosed by a band of glass block, with heat-intercepting block on the south and west sides.

All offices have acoustic plaster ceilings and green metal partitions, which conform to color specifications carefully worked out for the plant. The wall color is a "cool green" made somewhat on the yellow side to relieve eye-strain. The floors in this section are red and brown asphalt tile, these colors being selected to provide a relaxing combination.

Color experts specified a light terra cotta at the opposite end of the color prism for use on three walls of the cafeteria, believing that the complete change would give employees mental and physical relief. The fourth wall of the cafeteria is cream colored ceramic tile, behind the serving table.

The cafeteria has been designed to accommodate groups up to 500 for motion pictures. A projection room at a






Above: conveyORIZED assembly line in new plant

Below: subassembly areas feed the central line

Below, right: overhead production control office

corner location is so arranged that it can be used both for the cafeteria and for a small adjoining room for executive showings.

Many employees' facilities—two lunch rooms, kitchen, locker rooms, toilets, and a service store—are concentrated along an 18-ft. underground corridor. Most factory employees enter through this special corridor to locker rooms and from there to working locations via stairways at inter-





Above: reception lobby of the new office building

Above, right: the lofting department on mezzanine

Below: the drafting room, above the main offices

vals along the corridor. Here cream-colored tile walls and a white ceiling with recessed lighting give an effect of spaciousness.

Lighting in the office building is entirely fluorescent. Continuous fixtures provide 50 foot-candles in the drafting room and individual fixtures give 35 foot-candles in the first floor offices. Lighting in the factory sections is of several types. In the main assembly bay 400-watt mercury lights alternate with 1,000-watt filament lamps in



prismatic glass reflectors. In the daytime, the monitor sections also add daylight, the combination providing a minimum of 40 foot-candles.

Lighting controls are coupled with a system of photoelectric cells which turn on the lights when daylight falls below a given level. The plant has an emergency lighting system served by a 175 kw. gasoline-driven generator.

In the plant proper, everything above a steel gray dado has been spray-painted with a single coat of eggshell white. This minimizes consciousness of unit heaters, conveyors, pipe, etc., and has the general effect of raising the level of illumination throughout the plant.


Fire-signal, air-raid-alarm, sprinkler-supervisory, and compulsory watchman's tour-key systems are all electrically connected to a central control desk. Automatic highway-traffic signals installed at the main gate and at the employment building gate have directional detectors as well as manual pushbutton controls.

Heating systems throughout the plant with the excep-

tion of the office building, consist of 100-lb.-per-sq.-in. steam supply system, unit heaters, convectors, traps, condensate pumps, etc. Many of the unit heaters are arranged so that they can handle outside air or recirculate air from the building.

The integrated layout includes a large production hangar of timber construction, with overhead doors enclosing two sides. This hangar is equipped with monorail facilities and has a large open paint-spray floor located above an open steel grille which exhausts 160,000 cu. ft. of air per minute.

Another hangar building with unobstructed area 200 ft. square adjoins the shipping building where planes are taken apart after testing, and crated for shipment abroad. This structure has an interconnecting network of overhead monorail cranes which expedite the handling of propellers, fuselages, and wing sections, as well as lumber and crates, so that the finished fighter planes can be speedily started to their mission in faraway parts.




Overhead piping is painted white to minimize its visibility



The cafeteria, in the office building, is also used for movies



A typical basement locker room with lunch and game tables



The main dispensary area of the plant's medical department



Kaufmann & Fabry photos

ASSEMBLY LINE PRODUCTION OF AERIAL AMMUNITION

FACTORY FOR MECHANICAL HANDLING SYSTEMS, INC.

JOHN CROMELIN, ARCHITECT.

CLEARING HOUSE INDUSTRIAL DISTRICT, INC., CONTRACTORS

AS THIS PLANT was built to help fill the need for more and more aerial bombs, speed was the principal design factor. Although minimum use of critical materials was another factor, the first consideration was materials that could be gathered most quickly. Thus, for example, the use of fabricated steel that was already on hand. Floors are reinforced concrete, and the roof structure is of wood.

Aside from the office building in front, the plant is a high one-story structure designed around an unusually complete system of conveyors. The office section has the strength for a future second floor, and the entrance design was worked out with that in mind.


The conveyor layout in the plant represents the conversion to direct ordnance work of a manufacturer of conveyor equipment. Mass production layouts are the company's business, and in this case it took its own medicine.

Accordingly, the conveyORIZED system is highly developed. One result is that a higher than normal percentage of women could be employed and the output per worker is said to be high.


To speed the handling of incoming materials and outgoing ammunition, there are two separate switch tracks, one inside the building, one in the material yard. The one inside the plant is depressed below floor level, for maximum ease in loading.

The building is planned to take full use of daylight, with almost maximum window areas in walls and monitor roof sections. Steel sash is used throughout, some with clear glass, some with obscure. Night and supplementary lighting is supplied by incandescent lamps in dome fixtures.


Heating is by steam, from oil-fired central boilers, circulated to overhead unit heaters.



Factory and parking lot are so placed that the latter is available for future expansion; the plant can be doubled




Office building lobby has veneer walls, acoustic ceiling, linoleum floor, concealed fluorescent lighting fixtures



The inside switch track is depressed so that loading is done at floor level. Conveyors bring bombs to the platform






Courtesy of Fortune Magazine




With the heavy handling all done by mechanical equipment, women can be employed for jobs that would normally require men

Overhead chain conveyors make an intricate pattern of steelwork, but save much floor space that would be required for trucking





PLANT FOR PRECISION INSTRUMENTS



MUNDIE, JENSEN, BOURKE & HAVENS,
ARCHITECTS AND ENGINEERS

SAMUEL R. LEWIS,
CONSULTING MECHANICAL ENGINEER

DAHL-STEDMAN CO., CONTRACTORS

IN COMBINATION, the critical materials situation and the need for precise control of atmospheric conditions and lighting produced some new ideas in this plant for the manufacture of instruments for aerial warfare. The result was an air-conditioned building of concrete, with many precast members, brick and glass block.

Elimination of dust and dirt was a major consideration in this combination of materials. That demanded complete air conditioning and exceptionally tight walls. The glass block provided the tight walls—some joints are varnished, such are the precautions against dust—and gave great areas to admit diffused daylight. This construction also contributes to the economy of the air conditioning system. Small window sections and panels of clear block permit workers to see out.

The use of precast concrete members was worked out to accommodate the glass block in speedy construction, with a minimum use of steel. The precast parts are the mullions and lintels over wood sash. The sills are stone and the spandrel beams and columns are poured concrete.

Air conditioning equipment is installed in penthouse locations. Corridor ceilings are furred down with 2-in. gypsum plank to provide air conditioning supply ducts. Grilles at top and bottom of corridor walls are the supply and exhaust openings, and the corridor itself serves as a return duct.

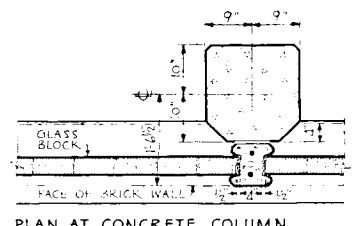
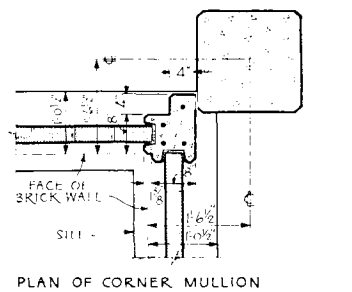
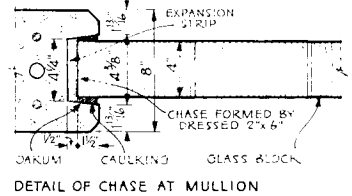
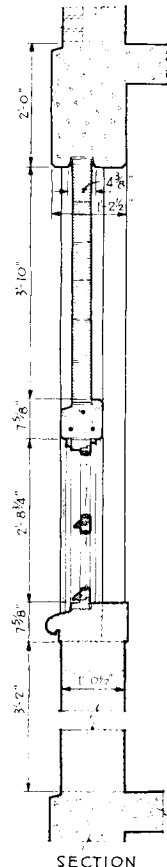
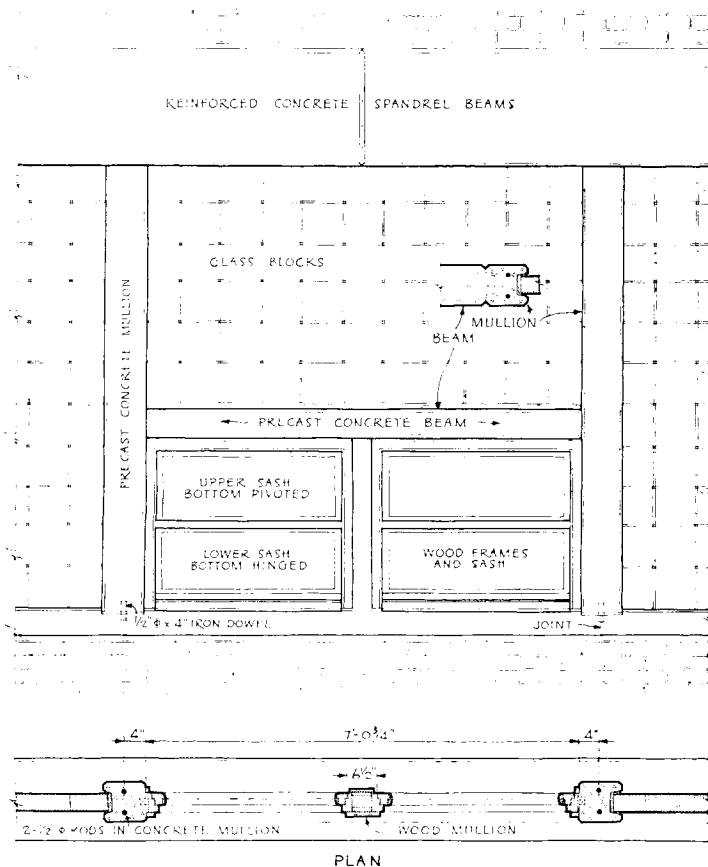
Acoustic material is used on the ceiling of all office sections and laboratories, but not in manufacturing areas. There the ceiling is the exposed flat slab of concrete, painted white. Floors in the office portions are of asphalt


tile, in gray tones, with a brown border. Walls are of rough plaster, painted a cream color. Partitions in the manufacturing sections are of glazed tile, to prevent the gathering of dust, and they are varnished to keep down any tendency toward powdering.

Lighting throughout is fluorescent, supplemented with localized lighting at workmen's benches.



Precast concrete mullions and lintels (details below) were developed to speed the installation of large areas of glass block between stone sills and reinforced concrete spandrel beams





To subdue the appearance of the column, a desk was built in the corner, and column was furred out at the top to house a lamp

Small panels of clear glass block and small window sections give workers in offices and factory areas a chance to see out






Photo courtesy Curtiss-Wright Corp.

AIRPORTS

AIRPORTS OF THE FUTURE by J. Gordon Carr

TYPES OF HANGAR TRUSSES by Elwyn E. Seelye

A PERMANENT HANGAR FOR WAR PLANES

ARCHES OF LAMINATED WOOD

HANGAR DOORS THAT ROLL OR RISE

ARCHITECTURAL RECORD'S BUILDING TYPES STUDY NO. 79

AIRPORTS OF THE FUTURE

by J. GORDON CARR, A.I.A.

FLIGHTS of fancy do not make an airport. The finances and economics of the growing air industry will be determining factors in airport development. Mistakes in planning can prove exceedingly costly and the planning of the postwar airport therefore should be undertaken with possible future expansion in mind. Location is of utmost importance, yet land costs must be considered, and the equation must include the factors of existing or possible transportation (surface, helicopter, or feeder plane) between the port and the center of business activity. Existing or embryo airports should be analyzed to determine whether they can be made adequate for probable future developments, for the simultaneous arrival and departure of many planes demand large fields.

According to a recent government report there will be about 865 major airports in the United States by the end of 1943, exclusive of certain military airdromes. Most of them will have paved runways of sufficient length to handle the largest craft in use today. Less than 100 such fields existed in 1940. In addition to these, all major civilian airports belong to municipalities and other political subdivisions, which operate the fields as public facilities, except as their use is restricted by Army and Navy requirements.

Numerous new airports for the use of military transport and combat planes have been constructed with American and Allied funds throughout the United Nations. After the war many of these fields will be available for civilian air transport use. We shall have the planes—all types of planes—and we shall have the pilots for the planes, and airports in various stages of development.

Practically every community, even the most remote, can have facilities for the advantages of air transport. Many such, now inaccessible but near natural resources, may develop because of air transport. Plans should be made now by those communities which do not have air fields within a suitable distance, or by those communities whose existing air fields will not fit into their regional planning,


or are not of the right design or size to care for the amount and type of traffic that can be reasonably inferred as possible. Some plans are being made now, more should be. The real challenge to the planner is that of determining the many ways in which aviation will affect community activity and our everyday life. His present problem is to use, add to, or convert the facilities which will be available after the war, and to plan with vision the new facilities which will be needed.

The business life of a community will be very closely related to the air field, either adjacent to it for certain phases, or accessible by very rapid and efficient transportation. This close identification will alter community patterns in many cases. Likewise, because of new airports, former small communities may become active centers for business or industry; while larger communities or cities whose transportation systems, real estate values or other competitive factors are adverse, may gain little from aviation development, and in some cases may even decline.

Airports of tomorrow will be of different types. Four types must be considered, those 1) for passenger and mail transportation, 2) for cargo, both freight and express, with facilities for gliders as well as motor-planes, 3) for helicopters, and 4) for private planes. These may of necessity be combined in the early development of the airport for financial reasons. Possible change and expansion should likewise be considered from the first. The amount of activity for each type depends on the character of the community—its industries, its other forms of transportation, its proximity to markets, etc.


PASSENGER AIRPORTS. Here will be centered the activity which will hold the greatest public interest. All the features for the comfort, use, and convenience of passengers will be centered. Here will be maintained also all those activities necessary for the efficient and safe handling of the vast number of flights of incoming and departing planes. As air transportation develops, many

The activity of the passenger airports will be the center of public interest—arrival or departure always an event



American Airlines, Inc.





Orville K. Blake

Airport dining rooms overlook the expanse of the airfield



United Aircraft Corp.

Helicopter taxi services are already being formed for the future

of the "behind-the-scenes" activities will be transferred elsewhere, saving the valuable space at the central field for better passenger service or accommodations and for office space for those employing air transportation in their business.

Business centers will develop at airports of the larger cities, with either main offices or branch offices located there, so that business men may save time. Heretofore much of the time saved by flying between cities was lost in surface travel to the business center. Hotels, theaters, restaurants, clubs, amusements, athletic activities, and numerous other developments will be a part of the master plan of a main terminal area.

Because of the accent on speed and the necessity of making maximum use of the costly transport planes, the complete plan for the field, both in physical aspects and in operating procedure, will be directed toward quick, efficient handling of passengers, luggage, and mail. To facilitate such handling special equipment will be used such as "walkie-talkie" two-way radio, belt conveyors, fast easily manoeuvred derricks, two-level circulation for passengers and luggage, special containers designed to become a part of the plane, etc.

The community's business center and the air field must be more closely linked as far as time required for getting from one to the other is concerned. Without the proper solution to this phase of the problem—a phase that the design of the field itself can influence but little—the advantages of efficient airport plan, procedure, equipment, and personnel may be completely nullified. The relation of the site of the airport to the city, and the correlation of all transport facilities is of primary importance. Therefore, the planning of the airport of tomorrow involves *complete* planning, from a regional plan covering the entire territory influenced by the community, down to the smallest detail at the airport itself.

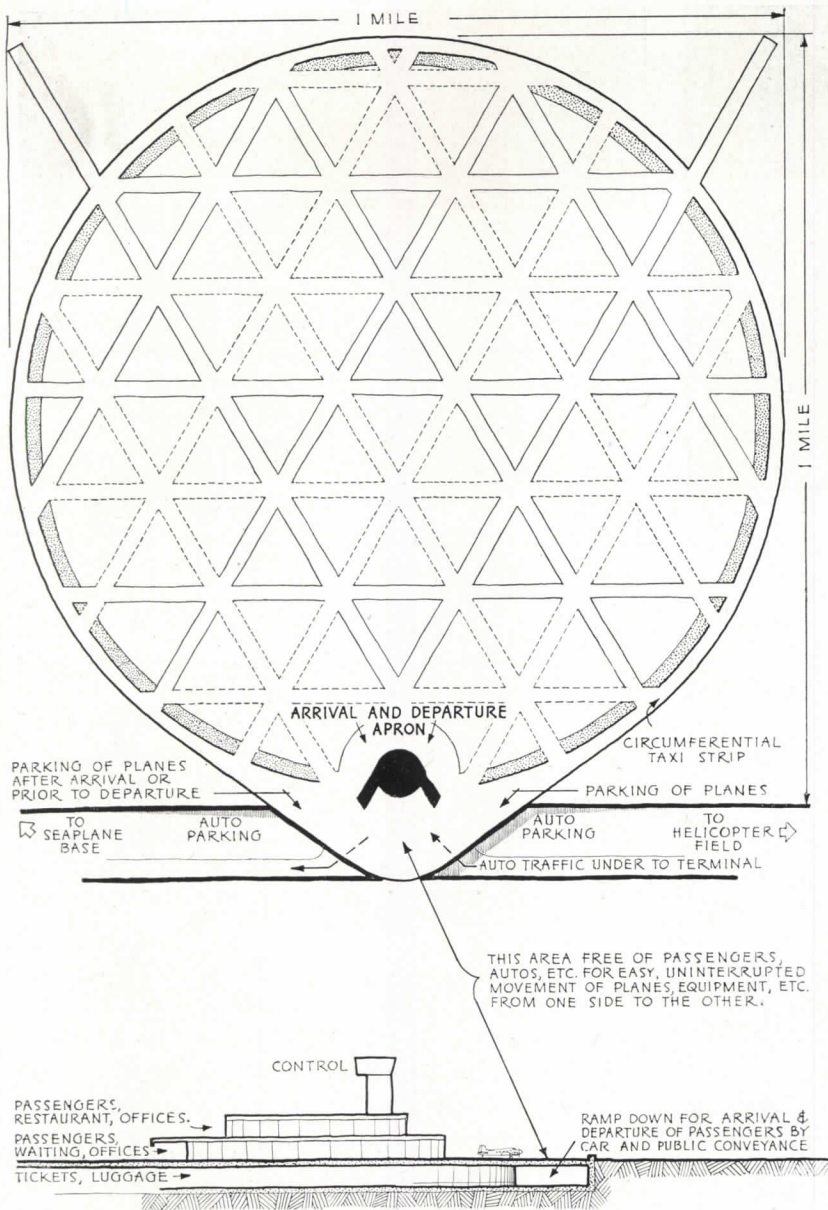
Surface Traffic. The handling of automobile traffic at the airport, and the facilities for parking of cars have received but secondary consideration in many of today's airports. Bus and other public transportation should be separated from the platforms for private cars.

Helicopter Service. Adjacent to, and controlled from the main field there will be a field for the use of commercial helicopter lines, pick-up lines, feeder lines, and others authorized to land there. The field for the use of helicopters will be far enough away from the commercial field not to interfere with air transport. Rapid shuttle service will connect the fields. For those using this adjacent field (such as commuter and taxi helicopters without complete radio equipment) a traffic system of lights (extending a sufficient distance from the field to make it safe for airliners) will be used to signal the hovering helicopter when it may come in for a landing.

Surface transportation connecting the helicopter field and the main field will handle passengers, luggage, mail and other traffic. Here again, the special equipment for fast, efficient handling of air traffic on the ground will be used to minimize time and effort in the coordinating of these two types of air transportation. This phase of air transport can play a large and important part in the success of the field and its service to the surrounding territory and community. It will directly connect the main field with "downtown" and with the several communities lying around in the regional area of the city. It is analogous to the taxi system serving a large railroad terminal, with the taxiing in this case being done by air.

In coastal cities the airport for transoceanic flying boats should be part of or adjacent to the main air terminal. Both flying boats and land planes will be used in transoceanic travel, and consequently the air field can be designed to serve both the land planes and the seaplanes. Many passengers can thus continue their flight by air to some destination further inland, with a minimum loss of time.

The Field. The main field of the airport will have series of parallel runways, permitting the flight of several planes at the same time. Taxi strips for planes on the ground will leave the runways clear for landing and departure. There will be areas for the parking of planes after arrival or before departure during periods of heavy traffic of passenger-filled planes. Traffic would be slowed if "empties" were being transferred out of or into the



Multiple, parallel runways permit the arrival or departure of several ships simultaneously. Because of the circumferential taxi-strip the runways are used only for the relatively short time the planes are actually landing or taking-off, thus rapidly freeing the runways for use by the next group of planes. . . . An empty plane, having arrived at one side of the terminal prior to scheduled departure, crosses to the opposite side to take its proper place on the passenger apron. Except for the terminal building itself, no buildings are at the field to interfere with the use of the runways, taxi-strips, or general activity of passenger service. . . . Multiple levels of movement for passengers, luggage, freight, and servicing, permit each to be planned for maximum efficiency. The contact with the other functions is thus controlled as desired, rather than producing constant interference which results when lines of functions continually cross.

field at such a time. No hangars would be required for these plane-parking areas, with the possible exception of small facilities for the use of the planes' crews when they were waiting to move their ship to its proper place on the line or away to storage. Facilities may also be required for quick, general clean-up and service to those planes which might be going out on another flight immediately. Flying equipment is expensive, and it will be kept in as constant use as possible.


Buildings. The buildings at the main passenger terminal will not only be planned for efficiency and for ease of circulation and traffic, but will be designed to have dignity, beauty, which civic pride demands of structures playing such an important part in the community life.

Service Field. With activity at the main terminal devoted as nearly 100 per cent as possible to handling of passengers and incoming and departing planes, the other activities which take place at the present fields probably will be transferred to service fields nearby. Here will be the

hangars, and the buildings for maintaining and servicing planes and equipment, food preparation, flying personnel services, training, engineering, and the many other activities which are not of immediate public concern. The location of these service fields will not be so dependent upon the regional arterial transportation systems, because the public will have little or nothing to do with them.

Activity at the service field will be controlled to a great degree from the passenger field, inasmuch as the majority of plane movements will be a result of activity at the passenger terminal. Planes coming in from other fields directly to the service field will be flying under regular air transport regulations, and consequently will be controlled in the same way as passenger-carrying planes.

Buildings at the service fields may well be lightly-designed structures, with their great spans and clear areas, designed, not as monuments or impressive community buildings, but rather as "expendable" structures to serve their purpose over a relatively short period of life. Air transportation is developing so rapidly that no one can foresee the needs for these auxiliary and service fields for



Orville K. Blake

All planes must obey the orders from the central control tower

longer than a few years ahead. Consequently, the buildings for these fields should be designed for most efficient use during the immediate period, with a minimum of loss when alterations or movement take place as conditions change.

Hangars for maintenance of planes will be of sufficient size to house planes as we know them today. However, when planes reach the height and wing-spread of some of the giants now being tested, it is doubtful if it will be economically feasible to build hangars large enough to completely house these super-planes. Large cantilevered shelters will protect workmen servicing the plane in the open, much as ships are handled in dry-dock. Parts of the ship which cannot be worked on from the interior will be detachable for efficient handling where proper service can be given them in more protected areas.

CARGO OR FREIGHT AIRPORTS. Activity in passenger transport and private flying after the war will be an expansion of prewar activities, accelerated by the war, but freight flying and the cargo field will be a comparatively new phase. The flying of cargo will not detract from trucks, railroads and ships, but will supplement

these established forms of cargo transportation. The cost of air freight will always be relatively prohibitive except where *time* is of prime importance, or for otherwise inaccessible places.


In large and main terminal cities, cargo fields will be apart from the passenger terminals, and will be located so as to be convenient to industry, regional freight transportation, and railroads. In the selection of their sites, real estate values will be considered to a greater degree than in the transport fields. Although the very fact that they will be located close to industries, market areas, railroads, and the like, means that the value of the land will be in a much lower real estate bracket than that for the passenger fields which will be near arterial highways and close to the center of the community.

The cargo field will have its own control, and at a terminal city, its planes may be serviced at the same field used in servicing passenger transports. In other cities, this servicing of cargo planes will take place at the cargo field. Around the freight port will be business and industrial interests, both for administration and for production. Food markets will be adjacent to the field to take advantage of produce brought in fresh or in refrigerated or quick-frozen containers. Quick-freezing plants and storage plants will be near the field also, which will attract markets for local produce.


The cargo field will handle glider-trains, and in smaller communities there will be "pick-up" areas for servicing these communities by air cargo, even though the size of the community does not make it feasible to maintain full cargo facilities. Special equipment will be used at all cargo fields for the quick and efficient handling of the cargo. Containers, which when placed in the ship become a part of the plane, will be used for packing goods by the shipper at his own establishment thus greatly facilitating the handling and shipping.

Industrial Fields. Around industrial areas, and even at individual plants, fields will be developed for direct servicing for those industries where the time element is an important factor. In these cases much merchandise will be shipped directly from the factory by air, without the intermediate steps of today's transportation. Such


Fleets of cargo trailers will be towed and released at their destinations in peace as in wartime



Acme




Acme



Orville K. Blake

Service and repair hangars may eventually be at other fields



American Airlines

Plane loading will develop new techniques and packaging

facilities will attract other industries, the delivery of whose merchandise would again be tied in with the time element. Thus, fields will be located for industry, and industry will locate because of fields.

Other Airports. Airports for medium-sized cities will take on somewhat the same character as those for terminal cities. The type of traffic and use of the airport will control the degree to which the various airports, described above, will be grouped as one. In many cases one airport will serve the community for all types of commercial air activity. As the city develops, the activity can be segregated, and divided among new or other fields.

Training Fields. With the tremendous interest aroused in aviation by this war, flying schools will be found scattered throughout the country. Because flight training for the most part will still be done in the small ships, little change in field requirements will result. Buildings to house more extensive training for instrument flying and training for maintenance of motors may require more or larger buildings. This increase in buildings will


be little more than an increase in floor area, not a specialized type of construction.

PRIVATE FLYING. With the thousands of pilots returning from the war, with the country in general being air-minded, and the development of the helicopter, the result will be a vast extension of private flying facilities. The fields will become less exclusive country clubs, as was the case of private fields before the war, but rather focal points for community gatherings. Around these will be built amusement and athletic areas, restaurants, theaters, inns, and the other activities that spring up in any community center.

Some business buildings will undoubtedly locate in the vicinity of these private fields, for such fields may be used by companies having their own planes. In many communities this type of field will probably serve as the industrial field also, depending upon the character of the industries of the community.

Airport planning emphasizes the need for basic regional planning and the immense influence the airport will have on community development. The environs of airports may well become the centers of building activity.

Forerunner of great air Leviathians, cargo and transport planes, the giant Lockheed Constellation shows what airports must expect



Lockheed and Vega

TYPES OF HANGAR TRUSSES

By ELWYN E. SEELYE

Elwyn E. Seelye and Co., Consulting Engineers

A VAST NUMBER of airplanes in a wide variety of sizes, from small private planes to giant transports, will require a tremendous expansion in hangar facilities to meet the growing demand of postwar air transportation.

The dimensions of any hangar building are naturally dependent upon the size and the number of planes to be housed. For single planes, the hangar area is relatively wide and shallow, governed by the wing span, the overall length and sufficient working clearance. For a number of planes, the hangar area, and the relation between span and depth of that area, depend upon the size of the planes and the manner of handling them. With a depth more than about 1 and 1-½ times the span the handling problem becomes difficult. Multiple hangar construction may be necessary in spite of the additional walls and mechanical doors. Planes with foldable wings will of course increase the capacity of the hangar.

The hangar designer's first structural problem is that of choosing materials for long span construction, fire-proof or non-fireproof (assuming normal conditions, without priorities). In the "fireproof" group, reinforced concrete and fire-protected steel may be used, and in the non-fireproof group unprotected steel or wood.

The fire-resistance of a hangar of a wood or unprotected steel construction can be improved to a considerable extent by choosing a design having a small number of comparatively heavy members. From this point of view, Type 2 (shown on the following page) without web system and Type 3 are preferred as compared to Type 1 and Type 2 with web system. The few heavy members have less area exposed to the heat and also have more advantageous slenderness ratio, the latter being especially important in a steel construction. It is desirable to treat the wooden members chemically so as to make them slow-burning. The comparison between a chemically-treated


wooden construction similar to Type 3 and an unprotected steel construction similar to Type 1 from the view of fire-resistance under full load will be in favor of the wood construction although the construction in itself supplies combustible materials.

An arch-shaped structure under full load is more fire-resistant than, for instance, Pratt trusses under the same load conditions because in the arch the unit stress in the material for the assumed load condition is about fifty per cent of the allowable stress as compared with a truss where members are stressed to the full allowable value.

Most of the accompanying sketches indicate single hangars designed with two-hinged frames. To develop these as multiple hangars, add additional frames with one leg in common for two adjacent frames thus forming a frame continuous over intermediate supports. The reason for having elevated tension bands in the single frames is to economize by reducing the corner moments; two of these in each frame. For a multiple frame the horizontal component at the bottom of the intermediate legs is considerably less than for the outside legs and for that reason it may be more economical to eliminate the elevated tension band and take the horizontal force at the floor level either by tension bands or by the soil in the case of rock or hard pan. In this case only the two outside legs for the multiple hangar have to be designed for considerable moment. The moments in the intermediate legs are relatively small and governed practically by the live load only.


The commonly used doors are of two types, either overhead doors or folding leaf doors, all mechanically operated. For both types a separate construction is required to take the wind pressure.

(See also, Cantilever Hanger, ARCHITECTURAL RECORD, December, 1942, pages 41-44).



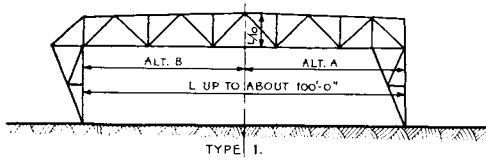
Courtesy Butler Mfg. Co.

Prefabricated hangar that can be flown to distant combat areas.

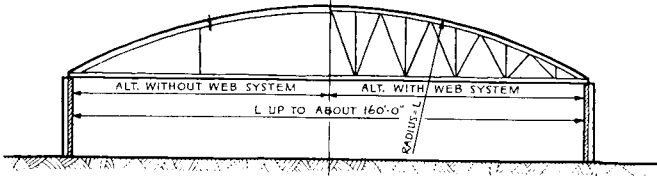


Steel members are quickly assembled in a tied, 3-hinge scheme.

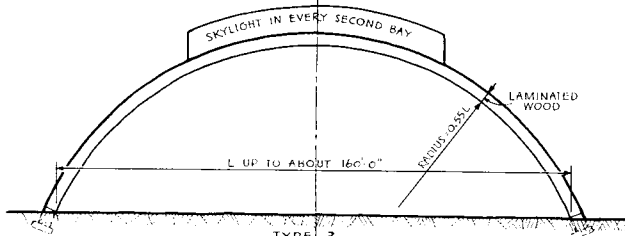
SOME TYPES OF HANGAR TRUSSES



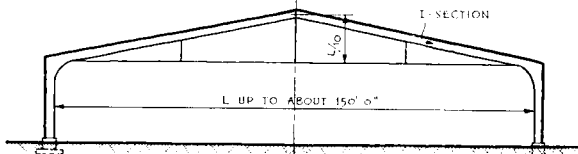
TYPE 1.



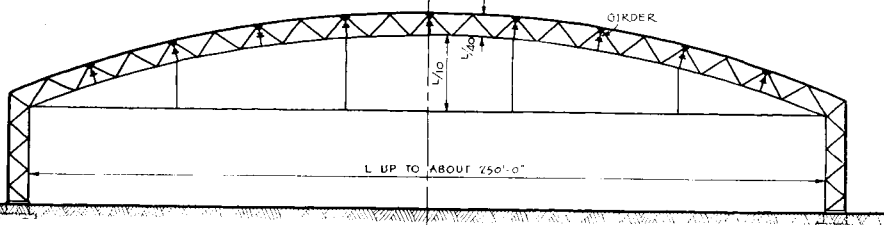
TYPE 2.



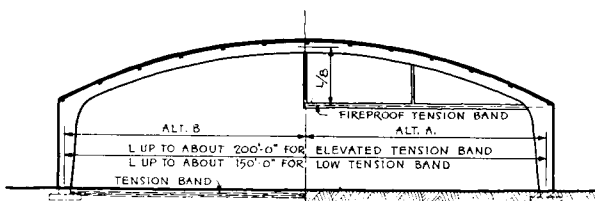
TYPE 3
(TYPE 8 SIMILAR)



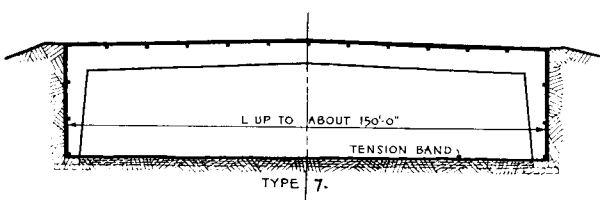
TYPE 4.



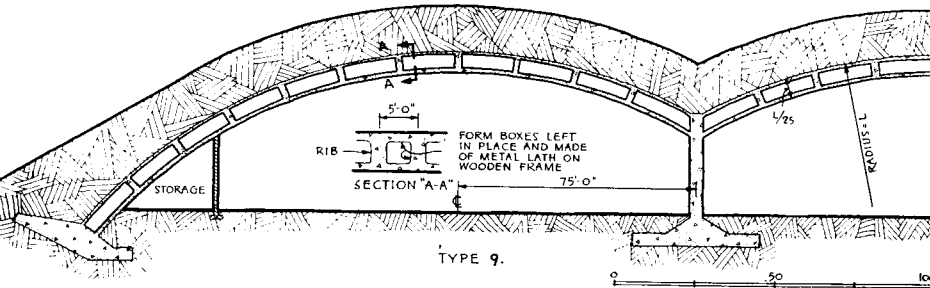
TYPE 5.



TYPE 6.



TYPE 7.



TYPE 9.

Type 1. Two-Hinged Wooden Frame: Span up to 80 ft. Spacing up to 20 ft. Trusses of wooden planks connected by bolts and split rings. Lateral bracing of top chord through purlins and sheathing. No tension band; horizontal force from frame taken by the soil.

Type 2. Wooden Bow Truss: Span up to about 160 ft. Spacing up to about 20 ft. Top and bottom chord of laminated wood, web of solid wood members. Connections, bolts and split rings. For span up to about 100 ft. it may be advantageous to omit the web system and take the moment from the one-sided load in the top chord. Lateral bracing of top chord through purlins and wood sheathing.

Type 3. Three-Hinged Wooden Arch: Span up to about 160 ft. Spacing up to about 20 ft. Segmental arch of laminated wood. Three hinges to facilitate erection; no tension band; horizontal force from the arch taken by the soil. Lateral bracing of the arch through purlins and sheathing.

Type 4. Two-Hinged Steel Frame with elevated tension band: Span up to 150 ft. Spacing up to 20 ft. Steel purlins, legs and arch of rolled I beams. Wind bracing from foundation through walls and arch in every tenth bay. No tension band in floor level.

Type 5. Two-Hinged Steel Frame with elevated tension band: Span up to 250 feet. Spacing up to 40 ft. Intermediate girders perpendicular to frame. Steel purlins. Wind bracing from foundation through walls and roof in every fourth bay.

Type 6. Two-Hinged Concrete Arch. Alternate A: Elevated tension band. Span up to 200 ft. Alternate B: Tension band in floor. Span up to about 150 ft. Spacing up to 25 ft. Purlins and slab of reinforced concrete.

Type 7. Two-Hinged Concrete Bent: Span up to about 150 ft. Spacing up to 25 ft. Three sides of the building backfilled. Roof purlins and slab of reinforced concrete. Walls of reinforced concrete.

Type 8. Two-Hinged Concrete Arch, similar to Type 3: Span up to 200 ft. Spacing up to 25 ft. Roof, purlins and slab of reinforced concrete. Tension band in floor level.

Type 9. Continuous Two-Hinged Concrete Arch, fireproof, "bombproof," reinforced. Span up to 150 ft. Spacing of concrete rib arches, 5 ft. Roof slab and ceiling slab at top and bottom of rib arches respectively shock-absorbing beams perpendicular to ribs. Protecting layer of fill on top of arch.


A PERMANENT HANGAR FOR WAR PLANES

WILLIAM N. NIELSEN,
ARCHITECT-ENGINEER


LESLIE FORSYTHE,
CONSULTING STRUCTURAL
ENGINEER


B. E. LANDIS,
MECHANICAL ENGINEER

FOR PERMANENT hangar construction, this national guard hangar and armory, shown here in progress photographs, illustrates some interesting construction and equipment ideas not found in the more temporary wartime buildings. It combines with the hangar areas an extensive complement of storage spaces, various operating rooms, lounging quarters, medical facilities, and so on, all of which introduce unusual heating problems in the rather cold climate in which this building is located. And the building is of all-concrete construction, with metal hangar doors and windows, and



Stanley Photo - Courtesy Horn Mfg. Co.





Repair and operating rooms take up the central section and an office building is joined on the rear

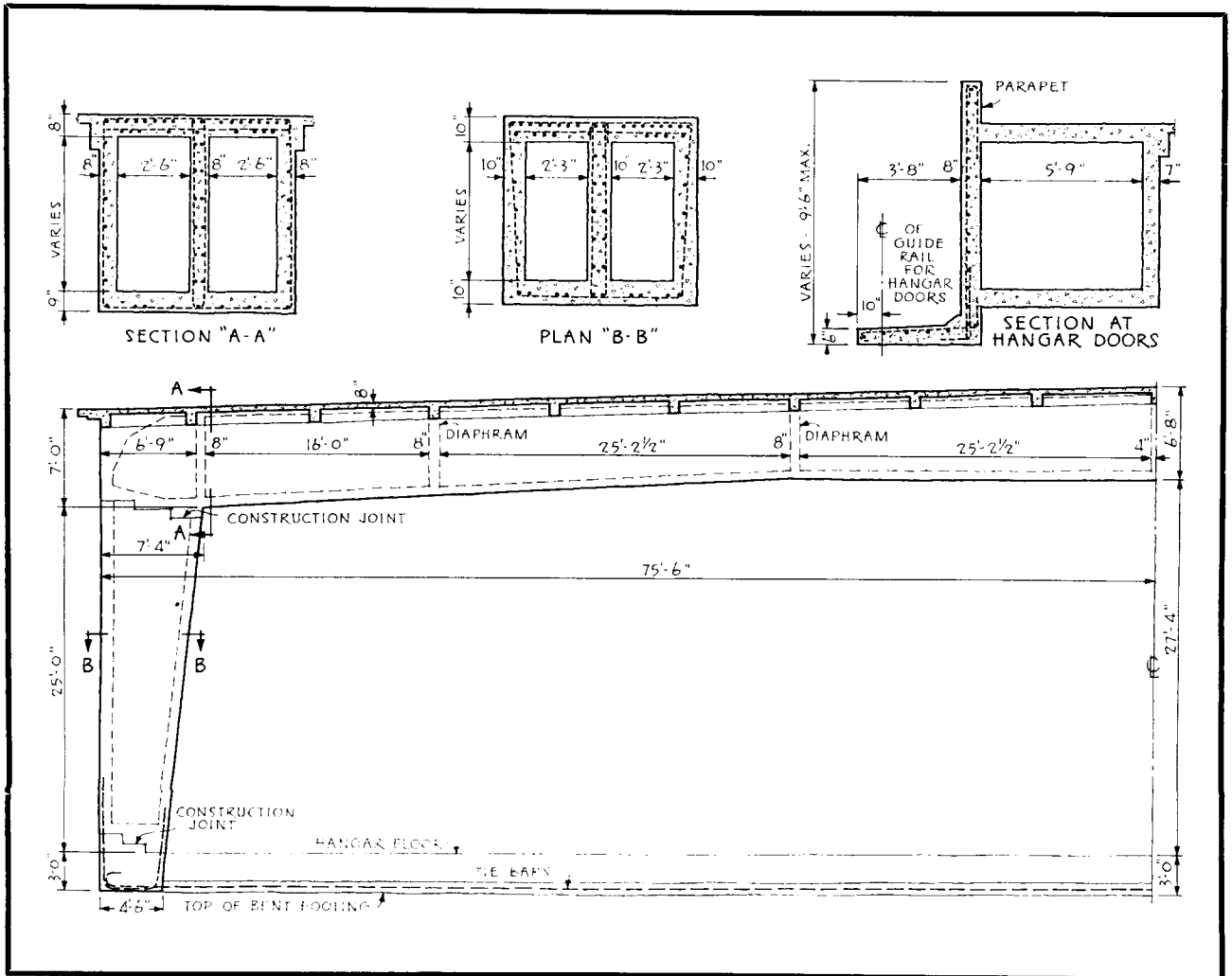
without any structural or finishing wood in the building or its normal equipment.

Roofs are supported by rigid concrete bents of cellular design (see drawings below), with tie rods under the floor to take the horizontal thrust of the legs. The hollow bents were constructed in sections, each section being completed as a continuous operation. Small openings, later patched, were left in diaphragms and top slabs for the removal of the wooden formwork.


Hangar doors have a net opening of 140 by 26 ft., and

are of the completely automatic electric accordion folding type. This type was chosen here to give a flush door, so as to preserve the architectural lines.

Heating is by stoker-fired steam boilers, with unit heaters in hangars, garages and shops, and indirect radiation in other rooms, all thermostat-controlled. A forced air ventilation system is installed throughout. Steam return lines cross the hangar space in a tunnel under the hangar doors; the heat loss is adequate to keep doors and door aprons free of ice and frost.



The roof is supported by rigid U-frame bents of hollow concrete construction with tie rods under the floor to take side thrust



Courtesy Unit Structures, Inc.


Arches are trucked in two 100-ft. sections, each rigid enough to be picked up at a single point

ARCHES OF LAMINATED WOOD





Swinging arch ends into position against concrete buttresses

JUST BEFORE THE WAR hangars spanned by glued laminated wood arches were being developed to house the huge transport planes. Pictures above and below show two steps in construction of such a hangar, this one of 170 ft. span. The design is based on the three-hinge principle, with concrete buttresses at ground level. The arches are 10 ft. on center, so joists and purlins are eliminated. A 2-in. dressed and matched sheathing is nailed directly to the arches. This scheme also eliminates all wind bracing. Construction is fast, and costs are said to be low.




A similar hangar built at an overall cost of \$2.40 per sq. ft.





Photos Courtesy Byrne Doors, Inc.

Hangar doors of the motorized multi-leaf "slide" type. Opening here is 250 ft. wide, 48 ft. high

HANGAR DOORS THAT ROLL OR RISE



Canopy type doors (these in Indianapolis) are counter-weighted; motors take only the wind load



For smaller planes, sectionalized canopy-type doors can be operated independently or together

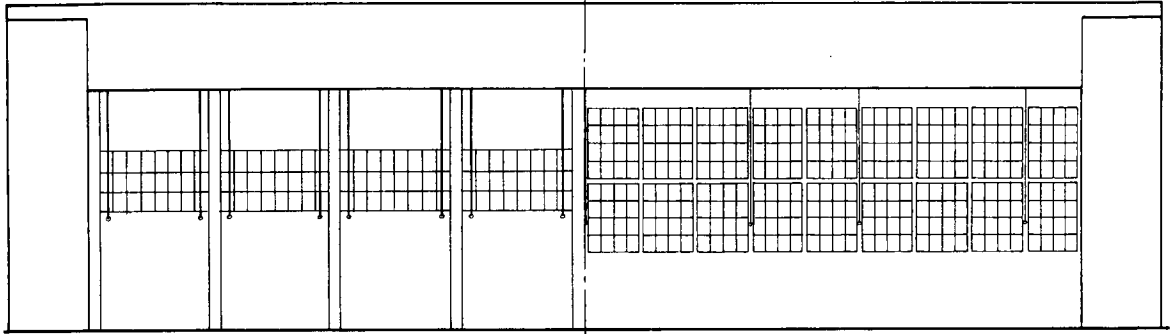
HANGAR DOOR DETAILS

By W. J. Ward, Jr.

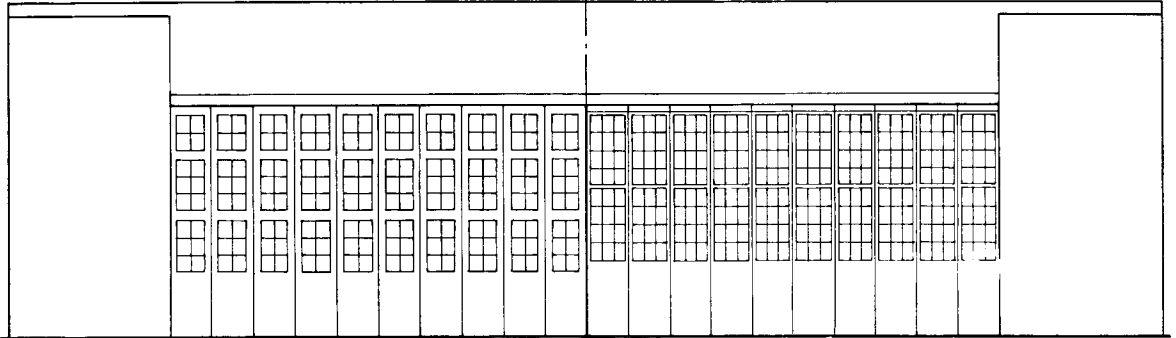
ARCHITECTURAL RECORD
TIME-SAVER
STANDARDS

JULY, 1943

Elevations of Different Type Doors

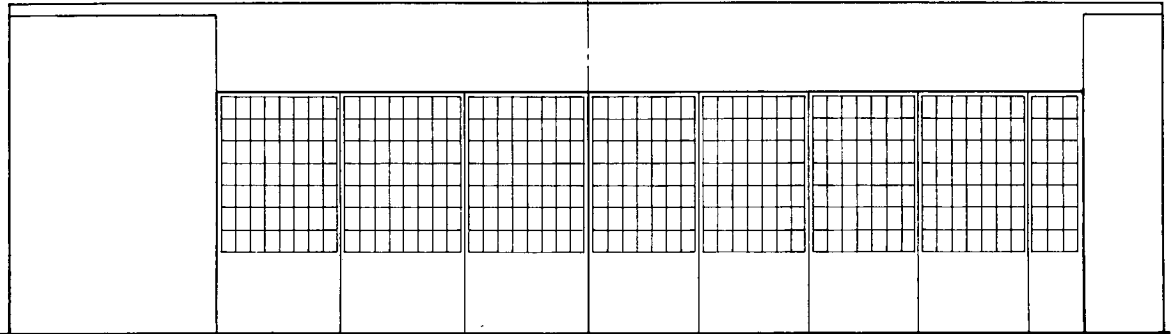


OVERHEAD TYPES - BALANCED CANOPY



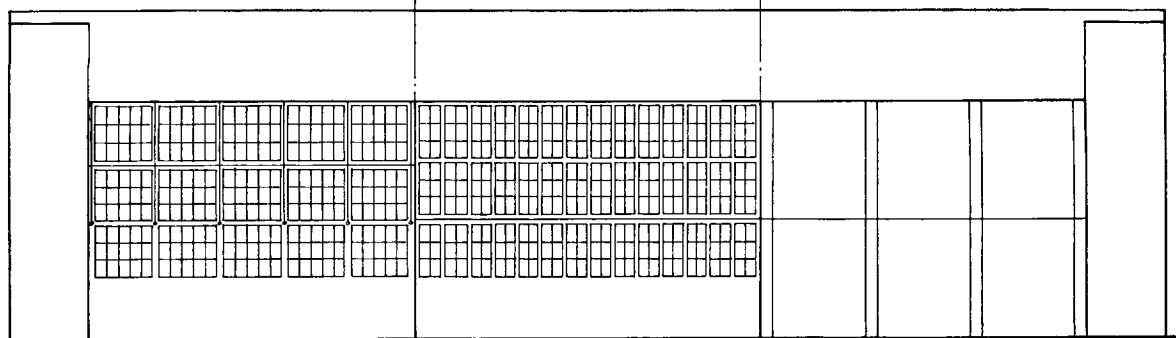
ACCORDION (WOOD)

ACCORDION (STEEL)



STRAIGHT SLIDING

AROUND-THE-CORNER SLIDING

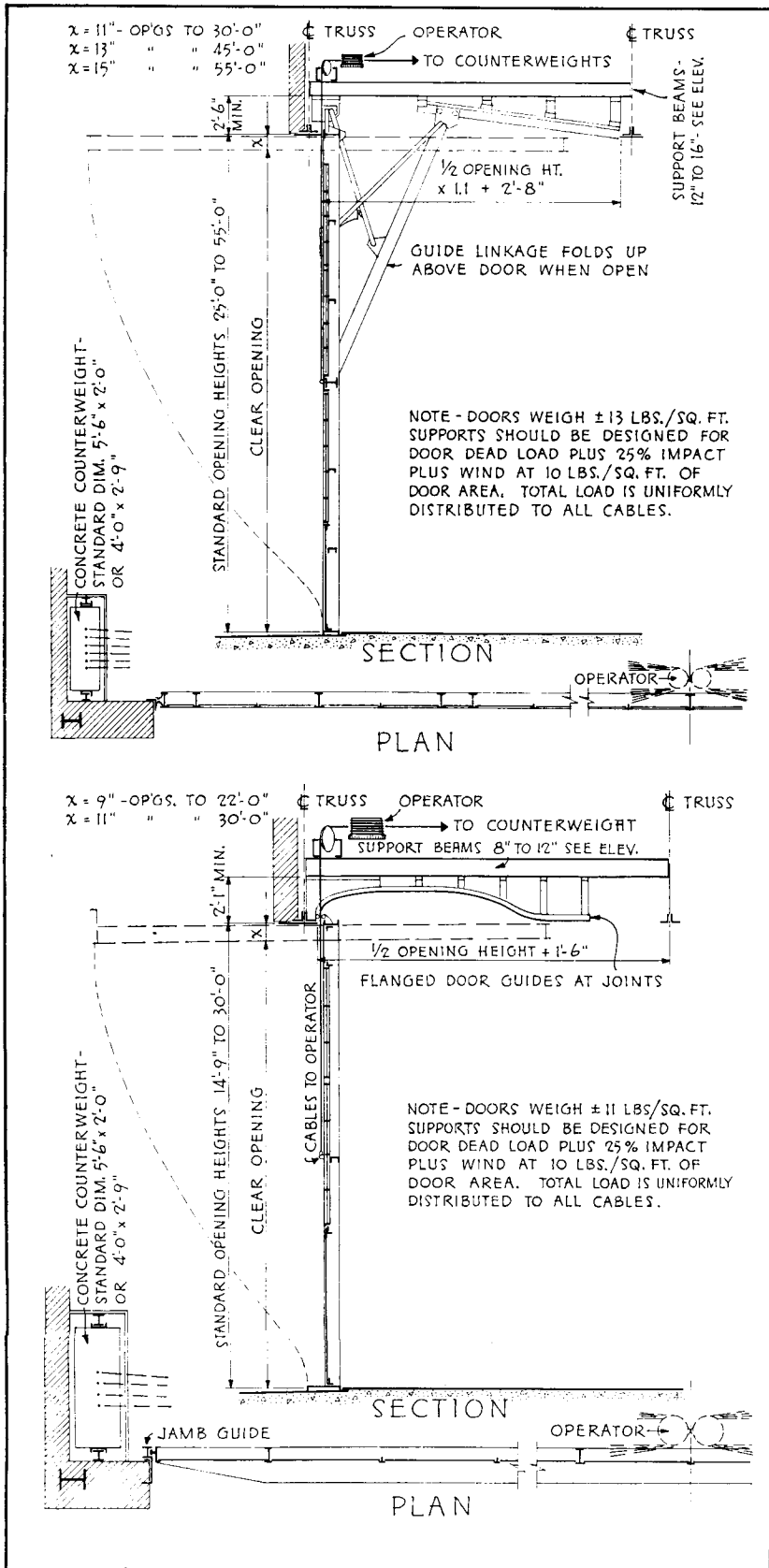


INWARD FOLDING CANOPY TELESCOPING CANOPY OUTWARD FOLDING CANOPY

GENERAL NOTE - GLASS AREA AND ARRANGEMENT WITHIN THE DOORS IS VARIABLE

HANGAR DOOR DETAILS

Balanced Canopy Doors



Balanced Canopy Doors

There are two types of doors which form a canopy when opened: the balanced type and the cantilevered type. The two doors in this drawing are of the balanced type, so called because, in effect, the door is suspended at its center and balanced throughout its operation by counterweights.

The door shown at the top of the drawing has a guide linkage system which makes possible openings of unlimited width since no intermediate obstructing support is required between the door sections. This guide linkage folds within or above the thickness of the door leaf when open; thus it does not obstruct the opening. The door is designed for heights up to 55 ft. Sections can be operated simultaneously or independently.

The other door, designed for openings up to 120 ft. wide and 30 ft. high, is of single leaf construction and is guided by rollers at the top which run in a curved track and by a roller at the center of the door's height which runs in a straight track at the jambs.

Both these doors are designed for motor operation but can be operated by hand in case of motor failure. Both can be opened or closed in a minute or less. Details on p. 78 were adopted from data furnished by Byrne Doors, Inc.

Accordion Doors

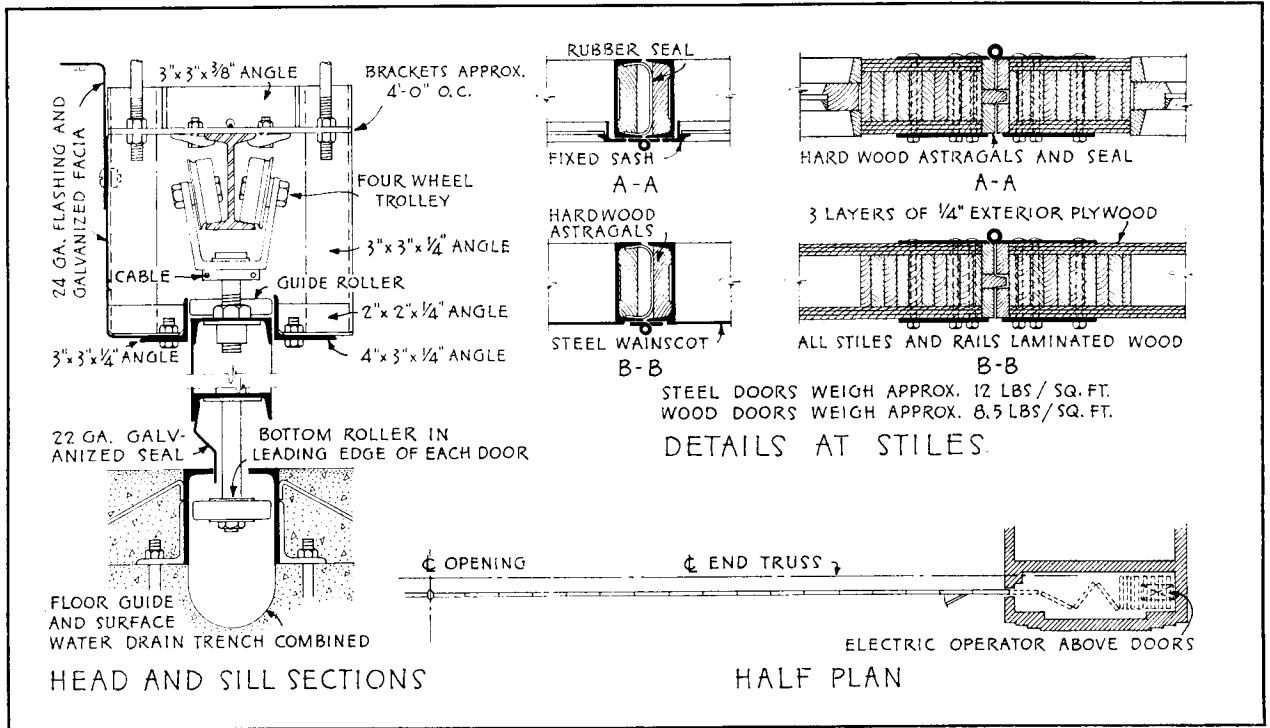
The accordion type door, so called because it folds like accordion pleats after sliding into pockets, is illustrated opposite. The door shown is electrically operated and, because of the method of operation employed, it exerts no shock loads on the supporting steel as do counter-balanced door types. Door construction may be structural steel or wood. Details at top of p. 79 were adapted from data by Horn Manufacturing Company.

Balanced and Cantilevered Canopy Doors

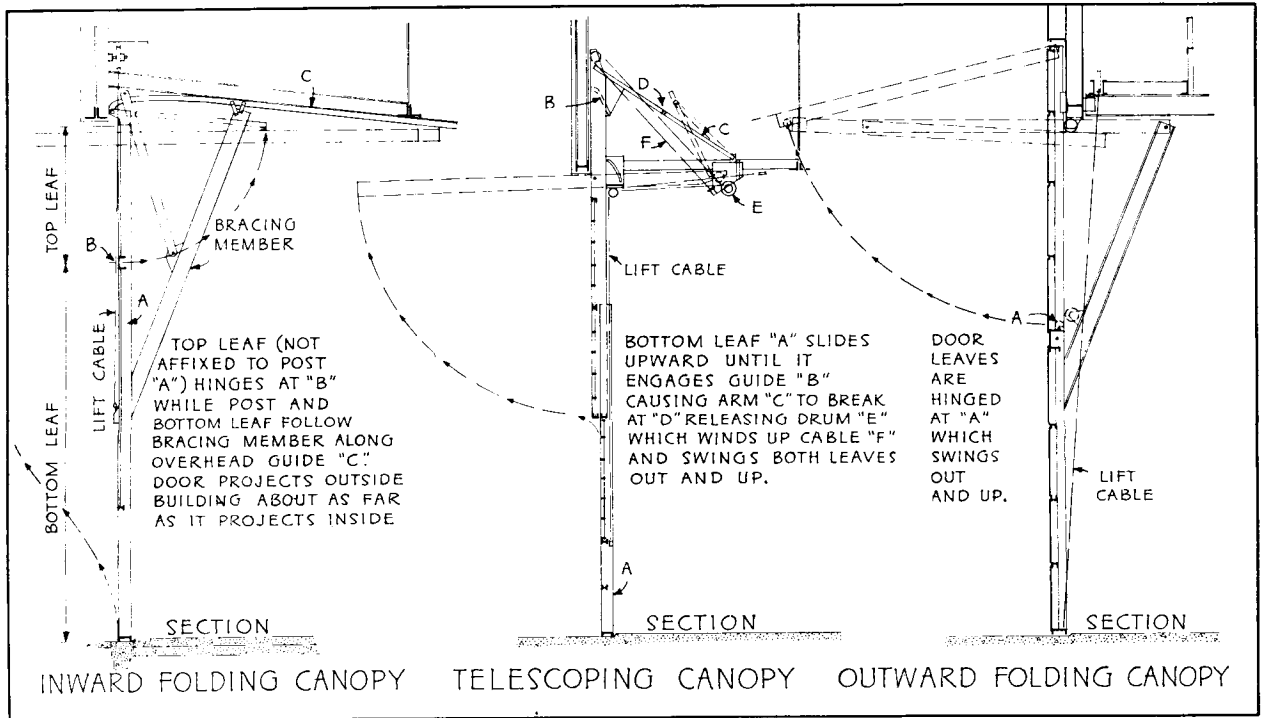
The canopy doors shown on lower half of opposite page are all either partly or fully counter-balanced canopy types. The one at the left, which is fully counter-balanced, can be used for openings of any width since it can be installed in one or more independently operated sections without interrupting guideposts. The top leaf, hinged both at the lintel and the

HANGAR DOOR DETAILS

Accordion, and Canopy Doors



ACCORDION DOOR DETAILS



BALANCED AND CANTILEVERED CANOPY DOORS

HANGAR DOOR DETAILS

Sliding Doors

door's own posts, acts as a heat baffle when the door is only partly open.

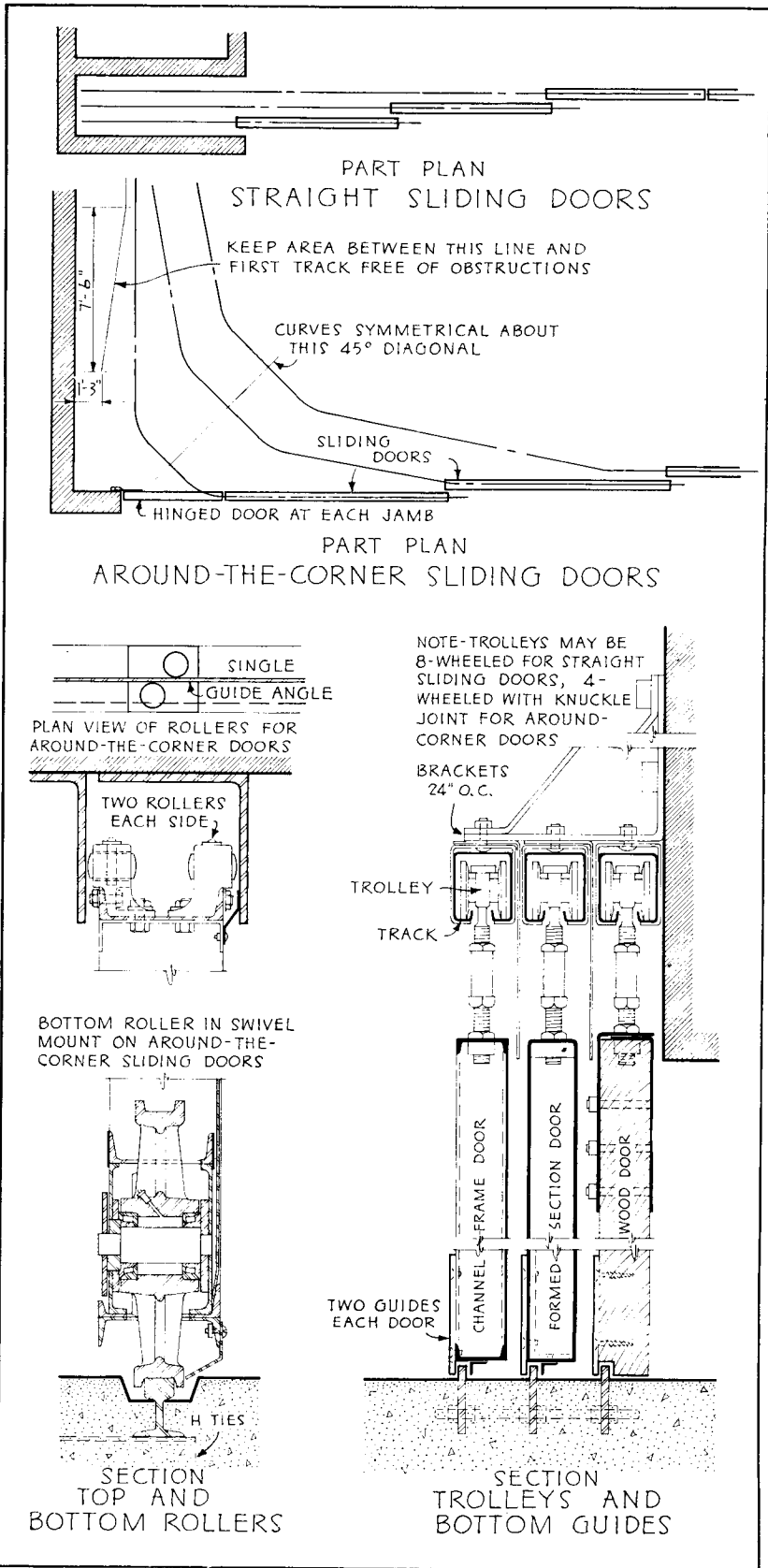
The door at the center of the drawing is a cantilevered canopy type especially adapted to extremely high and wide openings. Since the lower leaf operates vertically upward in the first half of its opening movement, a minimum of clearance is required for planes located on the apron or just inside the hangar.

The door at the right, which forms a sloping canopy when open, is another variation of the cantilevered canopy type. Details at bottom of p. 79 were adapted from data furnished by Truscon Steel Co.

Sliding Doors

Sliding doors may be divided into two types: those which slide in a straight line or in parallel straight lines and those which slide around corners inside the building. To reduce the width required at the jambs with straight sliding doors, a number of parallel tracks may be used so that the doors stand one behind another when in the open position. For very wide openings, more than one door may be mounted on a single track. The same statements apply to around-the-corner sliding doors except that a hinged door is provided at the jambs. Both types of sliding doors may be supported by industrial rails tied together and embedded in the concrete floor or by an overhead track mounted inside the lintel. Of course, in the latter case, the lintel must be designed to support the full load of the door and tracks.

Motor operation of large, sliding doors is almost a necessity but they can be manually operated in emergencies. Ice and snow may make operation of any sliding door installation very difficult, but such installations cost less at the start than canopy types. Details at lower left have been adapted from data furnished by Truscon Steel Co.; at lower right, by Richards-Wilcox Manufacturing Co.



Looking ahead with Asbestos

QUIET! ON A NERVE-RACKING JOB



In this testing room each one of a battery of machine guns fires more than 1,000 rounds a minute. The racket should be terrific. But the nerve-jangling bark of those guns is hushed to a subdued chatter—because the walls of the testing room are treated with K&M Sprayed "Limpet" Asbestos.

Doesn't that performance of this highly efficient acoustical material give you an idea for a truly quiet office in the business world of tomorrow . . . an office free from the clatter of typewriters and other bothersome noises?

To the forward-thinking architect there are also many other advantages of Sprayed "Limpet". This remarkably effective noise-suppressing material can be sprayed on practically any type or shape of surface—following the most intricate contours, if need be.

"Limpet" will take as many as ten coats of paint without noticeably affecting its acoustical efficiency.

Right now, the many peacetime possibilities of K&M Sprayed "Limpet" Asbestos *must wait* because wartime needs are taking all of our output.

To manufacturers in many fields, total war has been a spur to greater and more efficient production. At K&M that applies to the making of more and better asbestos products through sustained research. And these new "wartime" methods will have a profound influence on policies and plans when peace returns.

* * *

*Nature made asbestos;
Keasbey & Mattison, America's asbestos pioneer,
has made it serve mankind . . . since 1873*

KEASBEY & MATTISON

COMPANY, AMBLER, PENNSYLVANIA

Makers of

asbestos-cement shingles and wallboards; asbestos and magnesia insulations for pipes, boilers, furnaces; asbestos textiles; asbestos electrical materials; asbestos paper and millboard; asbestos marine insulations; asbestos acoustical material; asbestos packings; asbestos corrugated sheathing and flat lumbers; asbestos-cement pipe for water mains






Figure 1

PREFABRICATED SHOWER CABINET

A completely prefabricated shower cabinet meeting NHA-FPHA specifications is built for fast assembly on the job. (Figure 1.) Consisting of only five major parts—two side panels (one of which includes the plumbing panel), a front assembly, a back assembly and a concrete base receptor—each cabinet requires only two cartons for shipment and is complete to soap dish, plumbing fixtures, shower rod and curtain.

The new cabinets are said to be able to withstand hard and continuous use. Superstructure corners and top rails are of heavy hard wood construction, tied together with metal corner braces attached with wood screws. Waterproofing is accomplished by caulking all joints. Both sides of all panels are high-heat-bake plastic-finished Marlite. The cabinets are available for any war housing project when satisfactory priorities can be furnished. Marsh Wall Products, Inc., Dover, Ohio.

HANGAR DOORS

To meet the urgent wartime demands for large doors in airplane hangars, blimps and dirigible hangars, PT boat plants, aircraft plants and for other industrial purposes, a hollow plywood door has been designed. The panels are prefabricated and assembled so that they can slide either vertically or horizontally. They are constructed

of standard width plywood which is pressure glued to dressed wood framework. The plywood surface is scarfed, providing one continuous piece of plywood the full length of the prefabricated panel. All exposed ends of sections are finished off with continuous dressed wood framing members the thickness of internal framework, plus the thickness of plywood, thereby sealing edges of plywood. The horizontal sections are framed vertically and the vertical doors are framed horizontally. By varying the thickness of framework and plywood, any doorway problem can be solved, it is claimed. Delivery can be made in ten days after receipt of approved drawings. The Peelle Co., 47 Stewart Ave., Brooklyn, N. Y.

QUICK-RELEASE HINGE

Originally developed for use in releasing ammunition chutes on aircraft machine guns, the Burklyn Quick Release Hinge makes possible the quick and easy removal of screen or storm doors, cabinet lids, folding tables and seats, etc. The unit is composed of a bracket housing spring loaded attaching pins. These pins are equipped with finger pads by which the pins are retracted and the hinged part instantly released.

Present models are available in several bracket designs and lengths from 2 to 6 in. The Burklyn Co., 3429 Glendale Blvd., Los Angeles, Calif.

ACOUSTICAL TREATMENT

A sprayed-on acoustical treatment called Spray-Acoustic, is manufactured and applied on the job in one operation. Said to be vermin-proof, incombustible and sound deadening, Spray-Acoustic is gun-applied. It can be used on any surface—steel, concrete, plaster or metal lath. The finished surface may be either smooth or textured like travertine. Spray-Acoustic is available in any thickness, providing noise reduction as desired from 55 to 90 per cent. According to the manufacturers, it can be repainted many times without appreciable loss of its sound absorbing efficiency. Protective Materials Co., 1511 S. 8th St., St. Louis, Mo.

LIGHTING DEVELOPMENTS

Designed as an aid to fixture manufacturers in their programs to save critical materials, a new line of ballasts with leads coming out through two bushed holes at each end of the base plate has been announced. Installation of the bottom-lead ballasts is said to be simpler because they can be mounted completely exposed atop a narrow, shallow wiring channel just wide and deep enough to enclose the leads. Since this obviates the need to allow room for the complete ballast in the fixture proper, substantial savings in iron and steel are possible, it is pointed out. The exposed location also permits the ballasts to operate in lower ambient temperatures, which contributes to long ballast life. No special installation features are required.

The bottom-lead ballasts are available in ratings most commonly used in war plants: 40-watt Tulamp and three-lamp ratings, and 100-watt Tulamp and Forlamp ratings. The General Electric Co., Schenectady, N. Y.

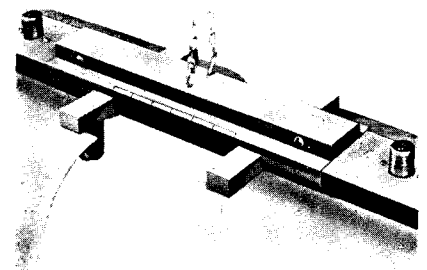


Figure 2

The "Flexi-Coupler," a device which permits spacing of fixture units as much as 6 in. apart, yet preserves all the features of a continuous-run installation, is featured in the new 5000-Line of industrial fluorescent lighting fixtures just announced. This device makes possible the use of only nine 100-watt fixtures in a 50-ft. run instead of ten. Lightweight channels conform to government conservation orders. Reflectors are non-metallic. The fixtures may be had in two 40-watt, three 40-watt and two 100-watt sizes. (Figure 2.) Martin-Gibson Co., 999 Harper Ave., Detroit, Mich.

(Continued on page 84)

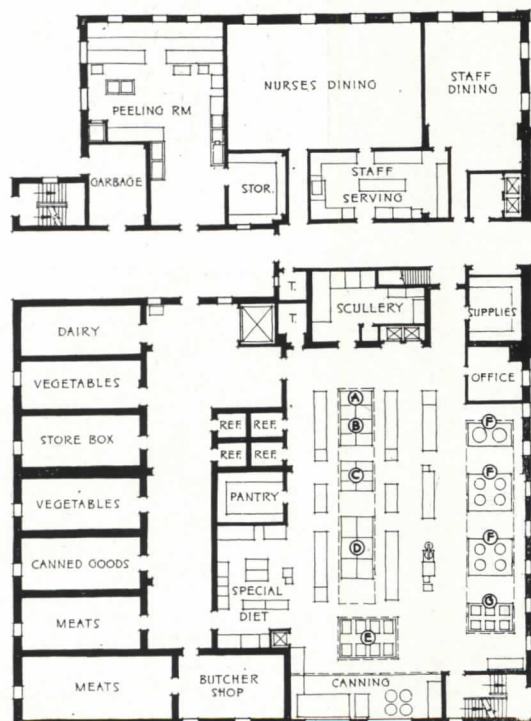
No. 1

of a series of case histories of successful
mass-feeding operations



KITCHEN PLAN NO. 1: A STATE HOSPITAL KITCHEN

Below is the kitchen floor plan of a state hospital with a present 3600 population, designed for 6000.



DESIGNED BY RUSLANDER AND SONS, INC., FOR G. W. STICKLE, ARCH.

THE SIX BLODGETT ROASTING OVENS in this installation are our No. 952, providing twelve separate 12"-high roasting chambers with 112 sq. ft. of shelf area. They can roast upwards of 1800 lbs. of meat at each load. They are used for preparation of meats, fish, vegetables, puddings, etc.

The G. S. BLODGETT CO., Inc.

53 Maple Street, Burlington, Vermont

**KEEP THIS
FOR HANDY
REFERENCE**

COOKING EQUIPMENT USED:

- (a) 2 Broilers
- (b) 6 Ranges
- (c) 6 Fryers
- (d) 6 NO. 952 BLODGETT OVENS
- (e) 8 Meat Steamers
- (f) 10 Stock Kettles
- (g) 6 Vegetable Steamers

Like mass production in a factory, the mass production of food in hospitals, schools, industrial cafeterias, commercial restaurants and institutions calls for equipment especially designed and arranged to perform each cooking operation with maximum efficiency.

Most important items of equipment in mass production of food are the roasting and baking ovens used for rapid, economical cooking of meats, fish, vegetables, puddings, etc.

This is the first in a series of twelve case histories of successful mass feeding operations, each designed to make maximum use of modern cooking equipment, including the roasting and baking ovens manufactured by The G. S. Blodgett Company, Inc.

These case histories are placed in your hands in the belief that you will find them helpful in designing and specifying both for wartime mass-cooking operations and for the V-Day building projects on your boards.

Quite naturally, we hope that your study of these actual solutions to specific mass feeding problems will acquaint you with the very definite advantages of Blodgett equipment.

(Continued from page 82)

Another industrial type fluorescent lighting fixture features a reflector anchored to the top-housing with a pair of "Captive Latches" which release with a simple quarter-turn. The ballast is completely enclosed for added cleanliness and safety. Chain hanging ears on 43 in. centers, 1/2 in. knock-outs on 18 in., 24, 30 and 36 in.

centers, channel for adjustable slide-grip hangers, and knockout for leveller pull chain switch are said to make installation under every condition both speedy and economical. Hanging accessories and easily installed joining straps are available. Three models are offered, using two and three 40-watt lamps and two 100-watt lamps. All

fixtures come complete, ready for installation, including lamps and starters. Sylvania Electric Products Inc., Ipswich, Mass.

Also designed in compliance with the latest WPB steel limitation order is the new series of War Model Day-Line fluorescent industrial fixtures announced by another company. In these fixtures the wiring channel and end boxes which incorporate the socket saddles are of steel welded together. Non-metallic reflectors and channel covers are finished in baked enamel. They are held in place by two wing-type latches that are permanently attached to the reflector and do not require tools for operation. Ballasts are mounted below the channel to provide better air circulation for cooler operation and longer life.

These fixtures are listed as single units for two 40-, three 40- and two 100-watt lamps, with couplings for making continuous installations. A complete line of accessories is offered. DayBrite Lighting Inc., 5411 Bulwer Ave., St. Louis, Mo.


CONCRETE HARDENER

A penetrating concrete hardener just announced eliminates the need of etching to neutralize the alkaline content of concrete, yet penetrates and carries color deep into the cement, according to the manufacturers. This product, Dye-Crete Color Hardener, is available in six colors and clear. It can be applied over wet, new or old concrete, and dries overnight. Developed for both interior and exterior use, Dry-Crete is said to stop dusting and to maintain uniform color with wear. The Wilbur and Williams Co., Park Square Bldg., Boston, Mass.

AIR-VOLUME CONTROL

Designed to provide noiseless, adjustable control of air volume, pressure and distribution across a supply outlet, a unit known as the Volocitrol has friction pins on each louver allowing it to be set by hand. A fire-proofed felt edging strip to fit between the frame of the Volocitrol and the duct is furnished as standard. Barber-Colman Co., Rockford, Ill.

(Continued on page 86)



A CLEAN TRIP WITH PAN AMERICAN AIRWAYS • • •

Also used for

- CLEANING
- RECLAIMING
- MOVING MATERIALS

In the

- PRODUCTION OF ALL ESSENTIAL WAR MATERIALS

Few people realize the extent of reconditioning between trips of huge ocean clippers. Every Pan American clipper starts out spotlessly clean. Spencer 5 HP Portable Vacuum Cleaners with long hose lines reach every spot, not only the floors, rugs, and furniture, but all the machinery.

Most of the big airplane manufacturers also use Spencer Vacuum. Babbitt is picked out of engine heads, stray bolts, nuts, etc., removed from wings and fuselages, bench cleaning is speeded, and the finished job is cleaned before delivery. It is ideal also for the manufacture of the many instruments used in all forms of modern transportation.

Spencer Vacuum for industrial service ranges from 3/4 to 100 horse power, portable and stationary. There's a Spencer representative near you. Ask for the Spencer Bulletins.

THE SPENCER TURBINE COMPANY
HARTFORD, CONN.

243 A



SPENCER VACUUM
HARTFORD
CLEANING
THE SPENCER TURBINE COMPANY, HARTFORD, CONN.


REPORTING FOR DUTY




Up from the log pond into the sawmill. Wood is contributing to victory on every fighting front. At home, lumber prefabricated under the TECO Connector System of timber engineering has replaced metal in thousands of heavy war structures such as the aircraft assembly plant shown above. Engineered timber is destined to play a leading role in the reconstruction era to come. You, also, can design in timber with TECO—for strength, durability, and economy. Write today for our literature.

TIMBER ENGINEERING COMPANY
NATIONAL MANUFACTURERS OF TECO TIMBER CONNECTORS AND TOOLS
WASHINGTON, D. C. PORTLAND, OREGON

27,000,000 Feet of Lumber



Giant, engineered timber trusses of the world's largest timber-built factory, designed by The Austin Company, of Chicago, engineers and builders.



The **TECO** Ring Connector spreads the load on a timber joint over practically the entire cross-section of the woods... brings the full structural strength of lumber into play.

WOOD GOES TO WAR — An MGM Technicolor short by James A. Fitzpatrick. Ask your theater when you can see it.

(Continued from page 84)

AIR EXHAUSTER

A newly developed roof ventilator known as the Breidert Air-X-Hauster has V-shaped faces which create a positive syphon at the vertical opening, sucking out the warm air inside. This syphonic action is caused by the wind being deflected away and across the openings. Regardless of the wind

direction, it is claimed, it is impossible for the action to be reversed. Even if the wind should strike directly into the openings, another set of baffles inside the Air-X-Hauster repeats this positive syphon action.

Guaranteed by the manufacturers, the Air-X-Hauster has no moving parts and is said to absolutely prevent

downrafts and to arrest condensation or sweating. Several types are available, all of which may be equipped with exhaust fans where heavy vapors are to be lifted or unusually large quantities of air are to be moved. G. C. Breidert, 3328 S. Central Ave., Los Angeles, Calif.

WOODEN SPRINGS

To replace the steel springs no longer procurable because of war shortages, a number of wooden springs are being developed for use in upholstered furniture and bedding.

Among these is the Victory or "V" Spring of the School of Design in Chicago, on which experiments were started in 1937. L. Moholy-Nagy, Director of the School, reports that according to tests the wooden springs are as durable as metal springs and have the added asset of being less susceptible to loss of flexibility from fatigue.

A bed spring developed by Leonard Carlsen and Jack Patterson of San Francisco is made of two plies of oak (grain of each ply parallel) glued with Lauxein Glue. An initial order for 50,000 of these springs has been given to the Hummel Furniture Mfg. Co. of Berkeley, Calif.

ASBESTOS-CEMENT LOCKER SHEATHING

Recommended by the manufacturers for plant locker construction is Carey-stone (Asbestos-Cement) Flat Sheathing. This material, produced by combining selected Portland Cement and asbestos fibers under pressure, is said to result in a stone-like substance which will not rust, rot or corrode, and is fire and rodent proof. It is available in sheets 48 by 96 in., and 3/8 in. thickness is recommended for locker construction. The Philip Carey Mfg. Co., Asbestos-Cement Products Dept., Lockland, Cincinnati, Ohio.

ALLOY SPRAYER

Recently announced is an alloy sprayer said to provide a low-cost, rapid means of applying a protective metal coating to metal assemblies or structures, recoating areas burned by welding, patching or repairing small

(Continued on page 88)

ACCORDING TO THE RECORD

• The necessity for heating in war plants precipitated a heavy load on the facilities of America's Heating Industry. The millions of workers in Uncle Sam's Army of Production had to be kept warm. By maintaining an equitable balance between productive capacity and backlog of orders, Fedders has been able to schedule deliveries in accordance with promises. This has smoothed the road of heating men who plan, sell, install and use essential heating equipment. It has come to be a byword that "You Can Count on Fedders."




The Industrial Heating Division of the Fedders Manufacturing Company has made and is continuing to make every effort to produce efficient, reliable unit heaters and heating coils based on sound, metallurgical, engineering and manufacturing skills. Well-graduated capacities, minimum number of sizes, high efficiency design and close cooperation with men in the field are just a few of the reasons why you will enjoy doing business with Fedders.

FEDDERS MANUFACTURING CO., INC.
BUFFALO, N. Y.

The complete Fedders line includes Unit Heaters, Unit Coolers, Blast Heating Coils, Electric Refrigeration Equipment, Automotive and Aircraft Radiators, Electric Water Coolers.

Hangars

FOR PLANES...



speedily and economically
erected with

RILCO Laminated WOOD ARCHES



In this age of air, the nation's need for hangars to house and service its planes is urgent. To meet present rush needs for these vast, post-free structures, Rilco is engineering and factory fabricating glued laminated wood arches and delivering them to the job site ready for fast erection.

Rilco's record of delivery *on time* has made it possible for essential structures to be finished on schedule. Rilco is geared, through its five modern plants, to produce and deliver for priority construction.

Whatever the structure — hangars, drill halls, factories, storage buildings — *wherever the location*, Rilco can supply the size and type of structural framing members needed — glued laminated roof arches, trusses and beams for buildings with post-free spans up to 200 feet.

Complete engineering data, design cooperation and consultation is available to architect and engineer. Information on Rilco Laminated Products will be sent on request. Write for booklet describing in clear detail the factory-fabricated Rilco Glued Laminated Arches.

Copyright 1943, R. L. P. Inc.

RILCO

DESIGNERS
AND FABRICATORS OF
ENGINEERED WOOD
PRODUCTS FOR A WIDE
VARIETY OF USES

RILCO LAMINATED PRODUCTS, Inc.
A Weyerhaeuser Institution

General Offices: FIRST NATIONAL BANK BUILDING, SAINT PAUL, MINNESOTA
Eastern Division: 221 Cunningham Avenue, Wilkes Barre, Pennsylvania
Southern Division: 3200 Grand Avenue, Dallas, Texas

(Continued from page 86)

areas in large galvanized assemblies where the coating has been damaged, and, in addition, providing a good base for painting.

According to the manufacturers, an actual tinning of the sprayed metal with the base metal is effected by this process, eliminating under certain conditions sandblasting or other extensive

preparation of the surfaces of the base metal. The surface to be protected is sprayed with a coating of Galv-Weld metal by means of an Alloy-Sprayer gun. The gun is a portable, self-contained unit having a thermostatically controlled metal melting pot and a means of atomizing and spraying the melted metal. It is operated by air

under pressure in much the same manner as a paint sprayer. A trigger control button on the handle is pressed during the actual spraying. The Alloy-Sprayer Co., 2040 Book Bldg., Detroit, Mich.

FAUCET SEAT AND WASHER

An all-in-one faucet seat and washer, the No-Leak, is said to prevent water waste, drips, lost heat and stained porcelain. It expands and locks in the faucet, eliminating screw and washer. The manufacturers report that it can be used for either hot or cold water, and can be installed readily by anyone. A patented brass lining feature prevents shrinking. Keystone Brass and Rubber Co., Inc., Broad St. and Lehigh Ave., Philadelphia, Penn.

CAMOUFLAGE PAINT

A new camouflage paint especially developed to prevent detection by the infra-red aerial camera not only visibly matches the surrounding natural colors, but also, by equalizing their infra-red reflectance powers, matches them in the infra-red photo as well. The paint is available in dark green, olive and field drab, loam black, earth red, brown and yellow. E. I. du Pont de Nemours and Co. (Inc.), Wilmington, Del.

TO STOP LEAKS

A quick setting, waterproof material called Stop-It has been developed to seal openings in masonry walls and floors. The manufacturers recommend it especially for repairing below-ground surfaces that are seeping water, for filling in where the floor meets the wall, and for building up broken and crumbled areas in concrete walls or tiers. Tamms Silica Co., 228 N. La-Salle St., Chicago, Ill.

EFFLORESCENCE TEST

To test efflorescence in brickwork resulting from soluble salts coming from the Portland Cement used in mortars, a standard wick known as Efflorwick has been developed. Made of purified brick clay, these wicks are made as nearly identical as possible to permit the accurate comparison of the efflorescent tendencies of different materials. The New York State College of Ceramics at Alfred University, Alfred, N. Y.



WITH increasing emphasis on employee morale, Wing Revolving Unit Heaters are more important than ever before. Because they revolve, Wing Heaters gently circulate the warm air around bulky machinery and other obstacles and into otherwise cold corners, assuring a comfortable temperature at every part of the working level. The gentle movement of the air brings a sensation of fresh, live, invigorating warmth to workers. It tends to speed their efforts and at the same time make them more accurate in their work.

Write for a copy of Bulletin HR-2, the complete story of the problem of heating modern industrial plants.

L. J. Wing Mfg. Co.

151 W. 14th ST., NEW YORK 11, N. Y. FACTORIES: NEWARK, N. J.

This is the Wing REVOLVING Unit Heater. Located overhead, the air is drawn from the ceiling, passed through the heating element and projected through slowly revolving discharge outlets to the working level, bringing a sensation of fresh, live, invigorating warmth to workers.

WING TIPS:
Save critical materials and installation time vital to Victory by installing Revolving Unit Heaters.

WING *Revolving* **UNIT HEATERS**


UNIT HEATERS • VENTILATING FANS • EXHAUSTERS • BLOWERS • TURBINES

GOLD BOND ACOUSTICAL MATERIALS

*reduce noise . . . increase efficiency
at Curtiss-Wright*



CONFERENCE ROOM




TYPICAL CORRIDOR

AT the Curtiss-Wright Airplane Division in Buffalo, they've just completed one of the most modern aeronautical research laboratories in the world. It's a marvel of design for its purpose, and National Gypsum is proud that Gold Bond Acoustical materials were chosen to sound condition offices, workrooms and corridors.

Gold Bond Econacoustic, which was used on this job, is available now for all types of military and essential civilian buildings where noise reduction is desirable.

ANOTHER WAR USE OF GOLD BOND ACOUSTICAL MATERIALS. The roar of airplane engines being tested would disturb work and rest of people for miles around if test stacks were not sound conditioned. Many of these interesting new engine test buildings are sound-insulated with Gold Bond Acoustimetal-B.



BUILD BETTER WITH

Gold Bond

Everything - for walls & ceilings

More than 150 different products for
MODERN CONSTRUCTION
AND WAR PRODUCTION

WALLBOARD...LATH...PLASTER...LIME
METAL PRODUCTS...WALL PAINT
INSULATION...SOUND CONTROL

WRITE TODAY FOR COMPLETE DATA AND
TECHNICAL INFORMATION

NATIONAL GYPSUM COMPANY . . . EXECUTIVE OFFICES, BUFFALO, N. Y.

21 Plants from Canada to the Gulf . . . Sales offices in principal cities


(Continued from page 12)

mate Institute," designed to acquaint the public with the best equipment and methods for producing indoor comfort, were announced recently by Paul B. Zimmerman, Vice President, Airtemp Division, Chrysler Corporation, speaking before the National Warm Air Heating and Air Conditioning Association. The Indoor Climate Institute program, which has

been under consideration by a steering committee representing all divisions of the heating industry for several months, will be presented to other leading trade associations at the earliest meetings of these groups.

The Institute program will be educational and promotional in nature, and will not supersede any of the operating functions of the various

trade associations in the heating and air conditioning industry. The Institute contemplates the issuance of identification seals, to be presented by the national organization to manufacturers of automatic heating and air conditioning equipment meeting I.C.I. standards, and by the local organizations to installing dealers and contractors handling work in accordance with the best established local practice.



WHAT ARE *you* DOING

ABOUT POST-WAR PLANNING?

Practical, well-laid post-war plans are the immediate need of all industry. Many important new developments, applied through intelligent planning, will bring new efficiency and comfort to a world at peace.

If dependable temperature or pressure control is a factor in the successful application of your product or service, it will pay you to investigate the White-Rodgers Hydraulic-Action principle and other new developments in temperature and pressure control.

Because of the importance of post-war plans to American industry we have prepared a "Post-War Planning Checklist" which may be of assistance in setting up your own post-war program. We shall be glad to send you a copy upon request.



WHITE-RODGERS ELECTRIC CO.

1202G CASS AVENUE • SAINT LOUIS, MISSOURI

Controls for Heating • Refrigeration • Air-Conditioning

CANADIAN ARCHITECTS URGE PLANNING AUTHORITY

To help crystallize definite national policy on postwar reconstruction and community planning, and to initiate projects promptly when the war ends, The Royal Architectural Institute of Canada has proposed to Prime Minister Mackenzie King the establishment of a central planning authority in the form of a new government department with its own minister.

The proposal calls for immediate setting up of the authority to frame a policy, compatible with provincial rights, on five main phases:


1. Use and development of land;
2. Establishing conditions for development of construction programs;
3. Assisting provinces, municipalities and private interests in acquisition of land, planning, development or re-development;
4. Encouraging creation of provincial, regional and local planning boards for establishment of master plans;
5. Cooperating with all governmental authorities in regulating volume and distribution of public construction projects to meet local and economic needs.

The Institute suggests the authority should have a governing council representative of the principal professions, industry, finance and business, labor, farming and social service. It is noted that Britain already has established a Ministry of Town and Country Planning.

CONFERENCE ON PLANNING

A two-weeks Conference on City and Regional Planning will be held at the Massachusetts Institute of Technology, Cambridge, Mass., from September 7-18, 1943. Sponsored jointly by the

(Continued on page 92)



**Designed
for our
Armed Forces
everywhere**




SINCE the advent of the National emergency over three years ago, The Herman Nelson Corporation has been developing special equipment for our war effort. The Herman Nelson Self-Powered Portable Heaters were designed particularly for our armed forces, and were successfully used as early as last winter at Army and Navy Bases everywhere.


These portable, light-weight, sturdy, self-powered ground heaters are mainly used for preheating aircraft engines in severe, cold weather. They have successfully produced a steady flow of heated air in temperatures as low as 65° below zero.

In addition, these units have served the armed forces well by supplying heat for small buildings, tents, freight car interiors, repair shops and many other applications where portable, self-powered heat is required.


At the same time The Herman Nelson Corporation has been furnishing its standard peace-time products, such as hiJet Unit Heaters and Autovent Fans and Blowers, for use in Army-Navy Projects and War Plants throughout the country.




Herman Nelson Horizontal
Shaft Propeller Fan Type
hiJet Heaters



Autovent Direct Drive
Propeller Fans



Autovent
Type HB Blowers



Herman Nelson Blower Fan
Type hiJet Heaters



THE HERMAN NELSON CORPORATION MOLINE, ILLINOIS
Autovent Fan & Blower Division, Chicago, Illinois
Manufacturers of Quality Heating, Ventilating and Air Conditioning Products

(Continued from page 90)

Institute and the American Society of Planning Officials, the Conference will be open to men and women who have had practical experience in planning or in a related professional field, including planning technicians, members of state or municipal planning commission and housing authorities, and staff members of engineering or public works departments.

Seminars will be held each morning and afternoon, beginning Tuesday, September 7, and will cover such subjects as planning and zoning legislation, sub-division control, traffic and transportation, housing, recreation, comprehensive plans for cities and regions, and urban redevelopment. Emphasis will be placed on technical and administrative procedures and the ap-

plication of approved planning standards rather than on a generalized discussion of the various planning problems for which solutions are needed. The seminars will be conducted by Professors Frederick J. Adams and Flavel Shurtleff, assisted by visiting lecturers on special topics.

Applications and requests for further information should be sent to Professor Frederick J. Adams, Division of City Planning, Massachusetts Institute of Technology, Cambridge, Mass. Applications must be received by August 31.

SERVICE MEN'S FEES

A law recently enacted by the Texas Legislature provides that registered architects who entered military service in the Army, Navy, Marine Corps or Coast Guard subsequent to October 1, 1940 and were in good standing at the time shall be exempt from license renewal fees until honorably discharged, and then exempt for the current fiscal year. Beginning this month, renewal cards will be automatically issued without fee to all such architects whose current addresses are on file with the State Board of Architectural Examiners.

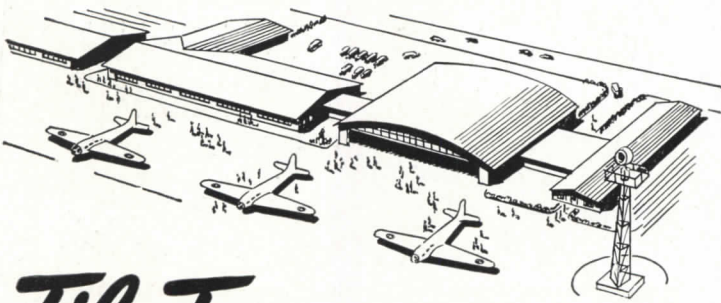
CONSTRUCTION CONTRACTS

Construction contracts awarded in the 37 eastern states during the month of April amounted to \$303,371,000, according to F. W. Dodge Corporation. This figure represented declines of 11 per cent from the preceding month and of 39 per cent from April of last year.

This construction total represented mixed trends. Heavy engineering contracts, amounting to \$127,723,000, were 4 per cent ahead of March and 25 per cent greater than the contract total for April, 1942. Residential building contracts, amounting to \$79,434,000, increased 11 per cent over the preceding month, but declined 51 per cent from April of last year. Heaviest decline was registered in non-residential building contracts, due to a drop in the manufacturing plant contract total from \$145,064,000 in April, 1942 to \$40,652,000 in the same month this year. New industrial plant construc-

(Continued on page 94)

They train for the Air... on



Tile-*Tex* Floors

They are setting a terrific training pace at Army and Navy Air Bases these days. That's why Administration Buildings, Classrooms, Dining Halls, Dispensaries, Locker Rooms and Recreational Areas are using Tile-*Tex* floors. Such areas demand a floor that will withstand severe usage and at the same time look attractive with only minimum maintenance.

Tile-*Tex*, made from long-wearing asphalt and asbestos, qualifies as such a flooring. It can be installed at or below grade level—replacements can be made without interfering with adjoining areas. Tile-*Tex* is still available with reasonable promptness in a wide range of colors, shapes and sizes—and at a reasonable low first cost.

We'd like to give you more specific information on the use of Tile-*Tex* in Military Air Bases. Write us for further data and the name of your nearest Tile-*Tex* contractor.


★ The Tile-*Tex* Company

101 Park Avenue, New York City • Chicago Heights, Illinois

WANTED- WITHOUT DELAY

Plant administration buildings, factories, hangars. Must be constructed of non-critical materials. Must be erected and available for occupancy "overnight." Long service life—extending into post-war period—desirable.

* * * *



"CZC"-treated lumber does these jobs best!

Factories, housing projects, and military establishments have gone up *fast* the nation over. And the use of easy-to-fabricate Chromated Zinc Chloride-treated wood has saved weeks and often months of construction time while conserving critical metals.

"CZC"-treated wood has many distinctive structural advantages. Its durable protection against decay and termites extends the useful life of structures many times—permits the use of less expensive lumber—and reduces the need for oversizing to allow for reduced

strength due to decay. Of great importance, too, it has definite, measurable fire-resistant properties.

"CZC"-treated wood is reasonable in cost and retains the fabrication advantages of untreated wood—remaining clean to handle, odorless and paintable.

Check up on "CZC"—the wood preservative that can help you meet wartime construction problems, and prepare for post-war building. E. I. du Pont de Nemours & Co. (Inc.), Grasselli Chemicals Department, Wilmington, Delaware.



Get this valuable booklet

Here's a handy file-size booklet that's packed with facts about "CZC." It's free. Write for it.



REG. U. S. PAT. OFF.

CZC

CHROMATED ZINC CHLORIDE
WOOD PRESERVATIVE

BETTER THINGS for BETTER LIVING . . . THROUGH CHEMISTRY

(Continued from page 92)

tion has been tapering off since the peak was reached last September, when WPB announced that emphasis in 1943 would be on production of war materials rather than on construction of new facilities. In spite of this curtailment, it is generally understood that there will be continuing need for certain specialized types of new plant facilities.

DEMOLISHING OF WAR HOUSING URGED

Temporary war housing, if allowed to stand after the emergency need has passed, will develop into "ghost towns" and "slum areas" and will have a most undesirable and harmful effect on our economy, President Fritz Burns of the National Association of Home Builders of the U. S. told the

House Committee on Public Buildings and Grounds.

"This housing," Mr. Burns pointed out, "is being built to meet an emergency, with emphasis on speed and economy in the use of critical materials, to provide temporary shelter only, and is so flimsy in character as to make it impractical and unwholesome for permanent occupancy. It must not be allowed to become a permanent part of any community."

Mr. Burns urged the Committee to amend the Lanham Act so as to provide a reserve fund from rents to insure the demolition of this housing shortly after the termination of the war, excepting for those few projects essential to early postwar production.

ELECTRICAL ENGINEERS ELECT

Nevin E. Funk, Vice President in Charge of Engineering, Philadelphia Electric Company, Philadelphia, Pa., was elected president of the American Institute of Electrical Engineers for the year beginning August 1, 1943.

Vice presidents elected were W. E. Wickendon, Cleveland, Ohio; C. W. Ricker, New Orleans, La.; L. A. Bingham, Lincoln, Nebr.; J. M. Gaylord, Los Angeles, Calif.; W. J. Gilson, Toronto, Canada. Directors elected were C. M. Laffoon, East Pittsburgh, Pa. (re-elected); C. W. Mier, Dallas, Tex.; S. H. Mortonsen, Milwaukee, Wis. W. I. Slichter, of New York, was re-elected National Treasurer.

ARCHITECT OPENS NEW OFFICE


Morris Lapidus, architect and designer, has announced the opening of his new offices at 1841 Broadway, New York City. Mr. Lapidus was formerly associated with Ross-Frankel, Inc. of New York.

NORBERT BROWN JOINS HOUSING AGENCY

Norbert Brown, editor of the *Real Estate Record and Builders' Guide* since 1929, and general manager as well since 1939, resigned on July 1 to accept a position as Field Director of the National Committee on the Housing Emergency, Inc. Mr. Brown will be engaged in the selection of sites for housing developments to be erected by

(Continued on page 96)

VERSATILITY



Navy Barracks

Navy barracks nearing completion. Part of approximately 200 similar structures totaling around \$10,000,000 and housing 30,000 men. Part of \$50,000,000 Sampson Naval Training Station.

Sewer Disposal Plant

Interior view of one of the six huge concrete tanks which, with other installations, constituted the Naval Station Sewerage Disposal Plant.



From BARRACKS to SEWAGE DISPOSAL PLANTS—Reservoirs to Submarine Cable laying . . .

• The John A. Johnson Contracting Corp. has, in its nearly half a century of construction experience, established a reputation for **VERSATILITY**.

In addition to its staff of Engineers able through long experience to organize a wide variety of construction projects, the Johnson Organization has achieved recognition for its ability to quickly plan large operations,

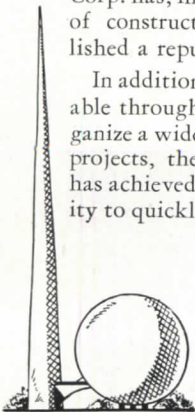
set up organization and field offices practically over-night, start the flow of materials to the site by all-night organization work, and marshal the necessary workers up to 20,000 men and involving payrolls above the million dollar-a-week mark.

Send for Brochure No. 33 outlining our work on \$130,000,000 worth of U. S. Government war projects.

JOHN A. JOHNSON CONTRACTING CORP.

A FIRM FOUNDATION SINCE 1896

270 41st STREET, BROOKLYN, N. Y. • Tel. SOuth 8-3200
BROOKLYN • PHILADELPHIA • WASHINGTON • ATLANTA



WHEN WAR'S NEEDS WOULDN'T WAIT...

America Built This
Building of Tomorrow... Today!



Combination of INSULUX No-Glare and Light Directional block result in even distribution of daylight inside plant. INSULUX clear block in center of panels permit some vision.

Plans for postwar architecture aren't all on blueprints and drafting boards.

Here, for example, is a new midwestern war plant built of brick, concrete, and INSULUX Glass Block. From it, architects get a preview of what will be done tomorrow in controlling conditions within industrial plants:

Interiors will be light-conditioned. INSULUX Light Directional block diffuse, direct, and distribute daylight throughout interiors.

INSULUX Glass Block are four inches thick, and hollow. Their high insulating value helps regulate temperature and humidity; air conditioning and heating costs are lower; precision machines are guarded from dust, dirt, moisture infiltration.

Today's growing use of INSULUX Glass Block in new and rehabilitated industrial plants is indicative of the future. Make sure your files have our up-to-date information on light transmission and insulation.

Write: INSULUX Products Division, Dept. 91,
Owens-Illinois Glass Company, Toledo, Ohio

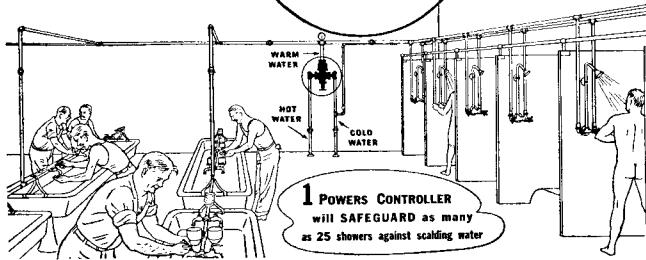


OWENS-ILLINOIS
INSULUX
GLASS BLOCK

For Low Cost Insurance



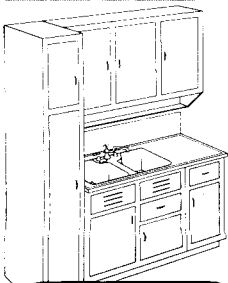
--against
the danger
of scalding water
In shower baths
and wash sinks



Use Powers thermostatic water mixing valves for Group Showers, Wash Sinks, Hot Water Line Control and Industrial Processes. Capacities up to 2,650 g.p.m. Write for Circular 3017. THE POWERS REGULATOR COMPANY, 2152 Greenview Avenue, CHICAGO—Offices in 47 Cities. 52

POWERS WATER TEMPERATURE CONTROL

33,000 KITCHENS MUST BE RIGHT!



AMERICA'S LEADING
BUILDER OF
WAR-TIME CABINETS

★ As its contribution to war and defense housing, Kitchen Maid has already sold more than 33,000 kitchens for projects of all types! Such a record is further evidence that this famous factory-built cabinetry of composite construction is right for practically every application—proof that it meets the most rigid present-day requirements for adaptability, ease of installation, price, and delivery. But more than that! Kitchen Maid's wide experience in this advanced cabinetry design can be of great value to you on any war housing job. Write for facts now.

Kitchen Maid Corp., 637 Snowden St., Andrews, Ind.

KITCHEN MAID

CABINETS OF COMPOSITE CONSTRUCTION

THE RECORD REPORTS

(Continued from page 94)

private builders for Negro families.

Mr. Brown was a member of the Mayor's Advisory Committee on the Real Property Inventory of New York in 1934, and has served also on the Housing Management and Old-Law Housing Committees of the Citizens Housing Council of New York, Inc. He is a member of the Building Laws and Regulations Committee of the Commerce and Industry Association of New York, and has been building economics consultant to the ARCHITECTURAL RECORD.

"AIRWAYS TO PEACE" EXHIBITION

Today's great panorama of the world of the air, from its beginning in ancient myths of bird-men to its present struggle for air supremacy and its future possibilities for world peace, is the theme of "Airways to Peace: An Exhibition of Geography for the Future," on view at the Museum of Modern Art, New York City, through October 17.

Installed in dramatic sequence, the exhibition fills the entire second floor of the museum, and consists of maps, spheres, models, photographs, drawings, paintings and photo-murals. Among the outstanding items shown are the fifty-inch globe which President Roosevelt has lent the exhibition for a period of two weeks, and a replica of the oldest (1492) terrestrial globe extant. The text, mounted on the walls as a running commentary on the various sections of the exhibition, is by Wendell L. Willkie.

ADDITIONAL WPB NEWS

Inquiries from prospective applicants for permission to construct industrial facilities have multiplied within the last few weeks, the Construction Advisory Service of the WPB Facilities Bureau has reported. Due to the general curtailment in facilities construction, companies desiring new facilities have been seeking information as to what considerations now govern the granting of authority to begin construction and obtain appropriate priorities.

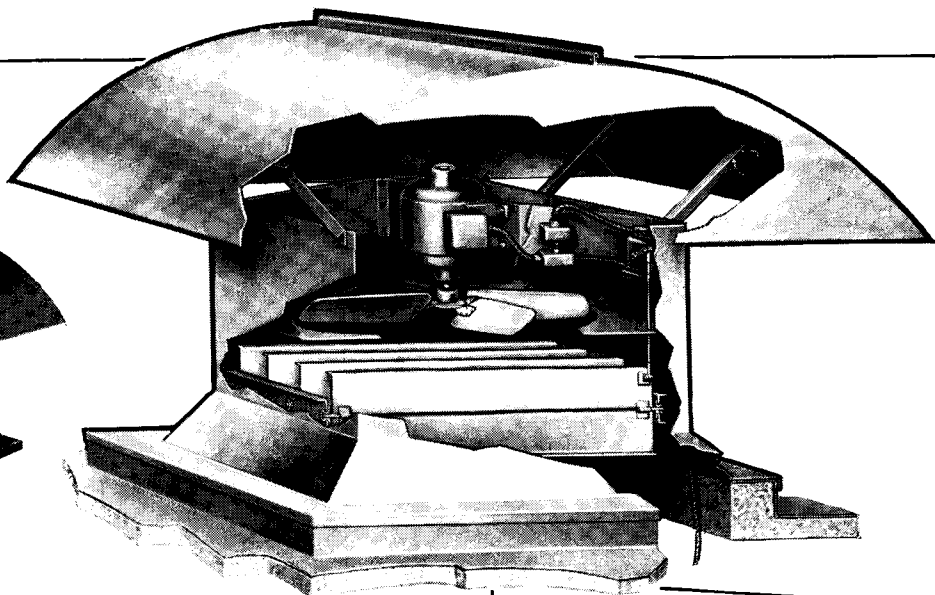


The Construction Advisory Service is an expansion of services previously available to advise manufacturers and builders on the basis of preliminary drawings and approximate listings of building materials before they submit formal applications to begin construction. Applicants, their architects, engineers, and other employees may avail themselves of these services before preparation of final drawings and specifications. Inquiries regarding them should be addressed to Howard W. Cutler, Chief, Construction Advisory Services, Project Division, Facilities Bureau, War Production Board, Washington, D. C.

A CORRECTION

Our attention has been called to the fact that in this department's discussion in the June issue (page 7) of the proposed war housing program to accommodate war worker migration during the next 12 months, the number of dwelling units which it would be necessary to construct was erroneously given as 940,000. Actually, the tentative program developed by NHA would involve the construction of only 250,000 accommodations, with approximately 80,000 additional family units provided through conversion of existing structures, and the remaining 610,000 units of the estimated need supplied in existing dwellings without alteration.

Carrier

WAR PLANT VENTILATORS

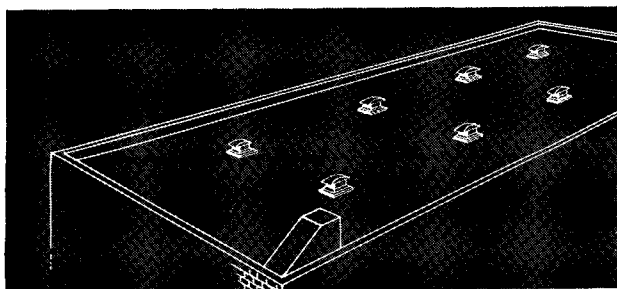


Installed in Roof . . .

No Floor Space Needed!

War plant workers need air free from excessive heat or humidity to maintain maximum production. In warm weather, extra quantities of outdoor air must be provided for ventilation to prevent indoor temperatures from soaring. In winter weather, the air for ventilation must be tempered to prevent drafts and cold areas.

Carrier War Plant Ventilators replace hot, humid air in summer—temper ventilating air in winter. They are available in 3 types to provide blackout and other factory buildings with uniformly distributed air for correct ventilation.



- 1. Carrier Exhaust Ventilators** (shown above) remove hot, humid air from the plant, exhausting it at the roof.
- 2. Carrier Supply Ventilators** replace the excessively hot plant air with relatively cool air from outdoors, drawing the air in at the roof and supplying it with uniform circulation to working areas.
- 3. Carrier Tempering Ventilators** warm and deliver air to the plant, drawing the air in at the roof and supplying it with uniform circulation to the working areas, thereby providing the needed ventilation with tempered air to prevent drafts and cold spots in the plant during cold weather.

Features: Critical materials conserved by use of non-ferrous panels. No extra "preparedness" for blackout plants—no light transmission or reflection in blackouts. No protective housing or elaborate roof supports. Built to withstand weather. Light in weight. Designed to become a permanent part of the building. Constructed to keep out rain and snow.

Mail coupon for complete information. Learn how Carrier War Plant Ventilators can be used to advantage in your plant.

Carrier
AIR CONDITIONING • REFRIGERATION



CARRIER CORPORATION, Syracuse, N. Y.

Please send literature on Carrier War Plant Ventilators. Desk 28-C

Name.....

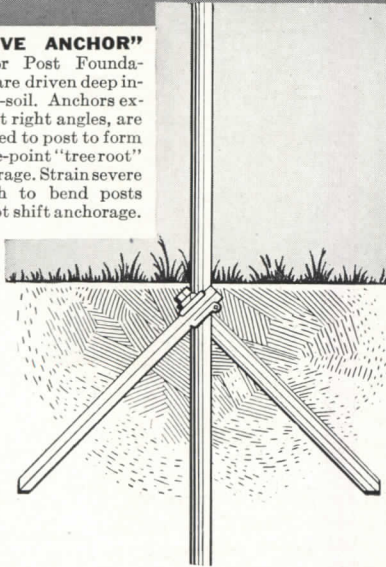
Company.....

Address..... City.....

How ANCHOR FENCE Solves Tough Protection Jobs

"DRIVE ANCHOR"

Anchor Post Foundations are driven deep into sub-soil. Anchors extend at right angles, are clamped to post to form a three-point "tree root" anchorage. Strain severe enough to bend posts will not shift anchorage.



FROM Maine to California, architects have specified Anchor Fence for tough war plant protection jobs. They've counted on Anchor's exclusive features to give them faster fence erecting, greater strength, easier moving when necessary.

Anchor Fence can be quickly erected in any soil, in any weather, even when the ground is frozen. The exclusive, patented "Drive Anchors" hold the fence permanently erect and in line, resist terrific force, yet can be speedily moved without loss of post foundations in case of plant expansion.

Get the facts about Anchor Fences . . . see how they give extra protection, long life, low maintenance costs. Mail coupon below for Free Industrial Fence Catalog and name of nearest Anchor Fence Engineer. No obligation.

NATION-WIDE SALES AND ERECTING SERVICE

ANCHOR POST FENCE CO.
6600 Eastern Ave.,
Baltimore, Md.

Please send me Anchor
Catalog and name of near-
est Anchor Fence Engineer.
No obligation, of course.

Name.....

Address.....

City..... State.....

REQUIRED READING

(Continued from page 30)

NEW EDITIONS

STRUCTURAL MEMBERS AND CONNECTIONS.

Ed. by George A. Hool and W. S. Kinne
. . . 2nd ed. New York (330 West 42nd
St.), McGraw-Hill, 1943. 639 pp. illus.
\$6.00.

The third of the six volumes in the "Structural Engineers' Handbook Library" to be revised to incorporate changes in practice and to correct any errors noted in use of this standard work first published in 1923.

A. S. T. M. STANDARDS, 1942.

Pt. 2. Non-Metallic Materials—Constructional. Philadelphia (206 South Broad St.), Amer. Soc. for Testing Materials, 1942. 1482 pp. Tables. \$9.00.

Triennial revision of the middle section of the work of which the other two parts deal with metals and general non-metallic materials. Emergency alternative provisions for certain specifications are included.

POST-WAR PLANNING IN THE U. S.

By George B. Galloway, New York (330 West 42nd St.), Twentieth Century Fund, 1943. 120 pp. 6 1/8 by 9 1/4 in. \$1.00.

A second edition of the directory published a year ago, with 32 additional entries bringing the total to 137 of which 28 are public groups, mostly branches of the federal government.

PERIODICAL LITERATURE

THE 57 VARIETIES

Architects' Journal. Chem, Surrey, Eng. (45 The Avenue), May 13, 1943. p. 313.

Only publication of a "Simple Vocabulary of Planning," sponsored by the weightiest authorities will enable people to be even tolerably intelligible to each other. Consider whether the word planning is "meant to mean:" physical planning, or post-war planning or some part of it or merely scraps . . . or "(read this carefully) the devising of a series of actions by which it is intended to achieve a specified result; or the actual execution of the actions; or the achievement of the result, or any two, or all three . . ." Perhaps it would be best to use some entirely new words to describe what we now really mean by "P-t W-r P-g."

(Continued on page 100)



A LIGHT-REFLECTING FLOOR IS THE ANSWER.

Light-colored floors made with Atlas White portland cement, instead of gray portland cement or still darker materials, reflect more light on vertical work surfaces as well as on under surfaces. They improve seeing . . . speed production . . . reduce accidents. Installations for Boeing, Consolidated, Douglas, North American, and others prove this.

Light measurements made by General Electric in the Consolidated Aircraft Plant at Fort Worth show that a white-cement floor, compared with a gray-cement floor in the same plant—

- ▶ increases illumination on vertical surfaces by 20%;
- ▶ increases by 61% the illumination on underside surfaces;
- ▶ reduces shadows and dark areas;
- ▶ reduces contrasts . . . makes seeing easier, more comfortable, and more efficient.

Floors made with Atlas White portland cement help provide all the work-speeding advantages of better illumination. For the complete story, write today for your copy of the 24-page booklet,



"Light from Floors."
Universal Atlas Cement
Company (United States
Steel Corporation Sub-
sidiary), Chrysler Build-
ing, New York City.

HOW ABOUT MAINTENANCE?

Experience shows white-cement floors are easy to clean, easy to keep clean, and retain their reflection advantage. Maintenance is simple—frequent sweeping, occasional damp mopping, periodic scrubbing.

AR-F-19

ATLAS
WHITE CEMENT
For Light-Reflecting Floors



This is one of a series of advertisements telling what leading Consulting Engineers think of modern steam heating.



Paul D. Bemis, Consulting Engineer, Hartford, Conn. Member of American Society of Heating and Ventilating Engineers. Graduate of Wentworth Institute and U. S. Navy Steam Engineering School.

“In my opinion,” writes Paul D. Bemis, “steam will continue as the leading medium for heating in Post War Planning, chiefly because of its flexibility, economical distribution cost, and adaptability for process work. I believe that special emphasis should be given to the conservation of fuel after the war. That is why modern controlled steam heating systems figure so prominently in post-war plans for new buildings and modernization.”

Paul D. Bemis has specified Webster Moderator Systems of Steam Heating for many of the leading buildings in Hartford, including the Hartford Trust Company Building, Bellevue Square Housing Project, Charter Oak Housing Project, Sage, Allen & Company, Inc., St. Francis Hospital Convent Building. He also specified Webster Moderator Systems for the Cloonan Junior High School, Stamford, Conn., and the Monarch Life Insurance Company, Springfield, Mass.

**STEAM Heats
America**

WARREN WEBSTER & COMPANY, Camden, New Jersey
Pioneers of Vacuum System of Steam Heating
Established 1888 : : Representatives in Principal U. S. Cities

(Continued from page 98)

WATER SPRAY COOLING SYSTEM FOR FLAT ROOF BUILDINGS.

By *A. B. Tappan, Engineering News-Record, New York (330 West 42nd St.), May 3, 1942, pp. 120-121, illus.*

A light spray reduces the temperature in one-story industrial buildings 10-15° by partial evaporation which absorbs solar heat, and in an air-cooled building decreases the conditioning

tonnage by 20 per cent. Secondary advantages include reduced fire hazard and increase in the life of the roofing by preventing evaporation of essential oils. A 1939 test based on a 10 hour day showed refrigeration reduced from 1080 to 800 tons which, at \$200 a ton, saved \$56,000. Less than the estimated \$20,000 investment in spray cooling equipment sufficed; the main-

tenance and operating costs were negligible, for waste water from condensers and cooling coils was available; results were so satisfactory that second, third and fourth buildings are being so cooled.

SYMPOSIUM:

Is short-term housing more feasible . . . than long-term housing. Tomorrow's Town. New York (512 Fifth Ave.), May 1943. V. 1, No. 3.

Half a dozen leading authorities contributed. "Actually . . . the true housing turnover is about once in 140 years. . . . What house now designed will not be a technical absurdity in 2000? As a rate of expendability . . . 30 years seems a desirable and ultimately attainable object." "Urban families have a profound attachment to their neighborhood . . . less with the house they occupy." A postwar worker's home "should be thought of as a chattel—like an automobile—rather than as real property. . . . There are obvious dangers in letting the desire for easy payments . . . keep housing in the market after it may have become a personal or community liability."

EARLY CITY PLANS FOR DETROIT.

By *Buford L. Pickens, Art Quarterly, Detroit Institute of Arts (also 724 Fifth Ave., N. Y.), v. 6, No. 1, 1943, pp. 34-51, illus.*

Cadillac's 17th century plan gave Fort Pontchartrian's citizens slices of land in French style allowing each family access to the River, and at the same time protection by the Fort. There remains today part of the layout designed about 1805-7 by the friend of Thomas Jefferson, Augustus Woodward, who, familiar with the radiating designs of Karlsruhe and Versailles, with Vitruvius' octagonal ideal city plan, and with Washington's gridiron with diagonals, made a design capable of extension as desired: An equilateral triangle, with sides 4,000 ft. each divided into 6 sections by a perpendicular line from every angle bisecting the opposite side, with large free spaces where 6 or 12 avenues intersect, with lots of about 5,000 sq. ft. and an alley to every lot; subordinate streets 60 ft. wide; grand avenues to the four cardinal points 200 ft. wide, and other avenues 120 ft. wide.

BARBER-COLMAN

GRILLES & REGISTERS
AIR DIFFUSERS



AUTOMATIC
CONTROLS

AUTOMATIC CONTROLS

WITH WHICH YOU CAN BACK THE NEW
SAVE FUEL
CAMPAIGN . . .

Government sponsored advertising will emphasize the need for maximum fuel economy . . . stressing the importance of *automatic controls*. Barber-Colman Automatic Control Systems have demonstrated outstanding ability to reduce heating costs, as shown below. Specify Barber-Colman Controls to help the war effort!

EXAMPLES OF FUEL SAVINGS

A 36-suite apartment building in Seattle, Washington reduces fuel cost by 28.2% with Barber-Colman zone control.

A group of parish buildings in West Allis, Wisconsin, reduces heating costs by \$1,200.00 a year with a new heating system and Barber-Colman controls.

A film exchange building in Milwaukee, Wisconsin, shows a reduction in cost of central station steam of 53.5% after installing Barber-Colman controls.

An office building in Milwaukee, Wisconsin, after installing Barber-Colman zone controls, cuts steam cost by 9.9%. Three other larger

Milwaukee buildings, using various types of Barber-Colman systems, reduce heating costs by 15.6%, 16.2% and 28.4%.

A hotel in Dayton, Ohio, estimates a fuel savings of 15%, which will pay for the Barber-Colman control installation in two seasons.

A 4-story downtown store building in Indianapolis, Indiana uses 39.8% less steam after installing a Barber-Colman Econostat system. An insurance building in Indianapolis is using 25% less steam. A moderate-sized office and store building, even with increased occupancy, has reduced steam consumption by 31.1%.


Write for Literature

BARBER-COLMAN COMPANY 1232 ROCK STREET
ROCKFORD, ILLINOIS



ECONOSTAT

An "Outside" controller, for multiple-occupancy installations which can not be satisfactorily controlled from a single thermostat. Heat is metered to the building by actual weather demands.



COMPENSATED CONTROL

A zone control system based on inside temperatures. This heat "anticipation" type system makes use of a Varitherm which matches the system to radiator temperature.

OUTSIDE-INSIDE SYSTEM

An improved type control system for hot water heating in which circulated water temperature is adjusted to compensate for outdoor temperature changes.

Special bulletins describe each of these systems in detail.



Again, We Turn the Clock Ahead

☆ You watched us plunge all-out into war work when the shooting started. We knew what was coming. We knew the shortest road to peace. We were ready! ☆ Today with each passing hour more and more war material streams from our machines—but, with all this...we at LCN *make* time to plan the improved products, the new ideas, the increase in productive jobs that must be ready and waiting for those critical first days of peace. ☆ We must do this—all business must...if we are to forestall “make work” projects—if we are to win the peace as well as the war. So again we are turning the clock ahead...to be ready when war’s final bugle sounds. ☆ Expect us, at that hour, to switch over men and machines with utmost speed to bring our plans to life.



DOOR CLOSERS

NORTON LASIER COMPANY, 466 WEST SUPERIOR STREET • CHICAGO

How Concrete Serves in Navy Medical Center

The Navy Medical Center near Washington is a gleaming white monumental group dominated by a 20-story tower. A facing material which would provide architectural beauty and resist soiling and weathering was a requirement of the designers.

Large precast architectural concrete panels used for enclosing the walls aided in speeding construction time. 400,000 sq.ft. of these concrete facing panels were used in 500 different shapes and sizes.

A majority of the buildings in the group have reinforced concrete frame with the exception of the tower itself.

To help get the maximum service which Architectural Concrete can render, the Portland Cement Association's concrete technicians are available to assist designers and builders of war structures. Ask for this service.

PORTLAND CEMENT ASSOCIATION
Dept. A7-8, 33 West Grand Avenue, Chicago, Illinois

A national organization to improve and extend the uses of concrete...through scientific research and engineering field work



The buildings in the Navy Medical Center group were designed by the Bureau of Yards and Docks, Rear Admiral Ben Moreell, Chief of Bureau. Frank W. Southworth, project manager for the Bureau of Medicine and Surgery, Ross T. McIntire, Surgeon General of the Navy. Paul P. Cret of Philadelphia, consulting architect. John McShain, Inc., contractor. Capt. Hugo C. Fisher, U.S.N., officer-in-charge for the Navy Department.

BUY WAR BONDS TO SPEED VICTORY

REFRIGERATION CONSERVATION Calls for EFFICIENCY in COLD STORAGE DOORS


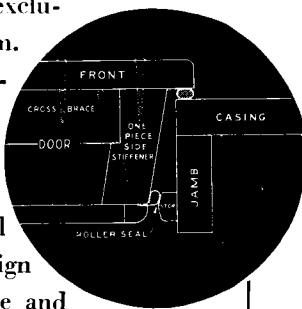
Streamlined in appearance and functional efficiency, specialized for every refrigeration service, York Cold Storage Doors meet all requirements *plus*.

York Cold Storage Doors are equipped with two water and grease-proof, wear resistant gaskets and the exclusive York Roller-Seal shown in the diagram. Hinges and latches are self-adjusting to maintain constant and even gasket pressure. These features insure a perfect and enduring seal.

Rugged construction includes cross bracing which prevents sagging or settling. Vertical panels not only harmonize with modern design but eliminate the accumulation of moisture and dirt common to horizontal panel construction and add further to structural strength.

Hardware, too, is streamlined and built for heavy duty service. Castings are malleable iron—other parts are steel. York's exclusive baked enamel finish uses no critical materials. It is attractive and durable. Other finishes are available on order for high priority jobs.

Special cold storage doors for unusual applications are available to your clients through a York factory branch or distributor nearby. York Ice Machinery Corporation, York, Penna.



STANDARD COOLER AND FREEZER DOORS


In addition to the standard cooler and freezer doors, York provides sharp freezer doors, metal clad doors, double doors, vestibule doors, track doors, super freezer doors, can, crate and ice passing doors, and refrigerator fronts of various types.

SIZE IN CLEAR		WALL OPENING	
Width	Height	Width	Height
1'-6"	1'-6"	1'-10-3/4"	1'-9-1/8"
2'-0"	3'-0"	2'-4-3/4"	3-3/8"
2'-0"	6'-0"	2'-4-3/4"	6'-3-1/8"
2'-6"	2'-0"	2'-10-3/4"	2'-3-3/8"
2'-6"	3'-0"	2'-10-3/4"	3'-3-3/8"
2'-6"	3'-6"	2'-10-3/4"	3'-9-1/8"
2'-6"	6'-0"	2'-10-3/4"	6'-3-3/8"
2'-6"	6'-6"	2'-10-3/4"	6'-9-1/8"
3'-0"	6'-0"	3'-4-3/4"	6'-3-3/8"
3'-0"	6'-6"	3'-4-3/4"	6'-9-1/8"
3'-6"	6'-6"	3'-10-3/4"	6'-9-1/8"
4'-0"	6'-6"	4'-4-3/4"	6'-9-3/8"
4'-6"	6'-6"	4'-10-3/4"	6'-9-3/8"
5'-0"	6'-6"	5'-4-3/4"	6'-9-3/8"

YORK REFRIGERATION AND AIR CONDITIONING FOR WAR



HEADQUARTERS FOR MECHANICAL COOLING
SINCE 1885



Rushed to completion for Warplane production, but

● J-M Corrugated Asbestos Transite sheets are light gray in color and require no painting or preservative treatment. They are fireproof, weatherproof and rotproof.

BUILT for PERMANENCE with ASBESTOS

THE outside walls of this huge new bomber plant, with a perimeter of over a mile and a height of approximately eighty feet, are made of Johns-Manville Corrugated Asbestos Transite.

The big, tough, durable sheets, like the one illustrated above, were simply hung in place over light frame construction. Result—a quick erection job and at the same time a permanent type of wall that will stand for years with little if any maintenance.

If you have a construction project—from a small transformer house to a huge bomber plant like this one—investigate J-M Corrugated Transite for both the roof and sidewalls. Made of asbestos and cement, it cannot burn, and will not rot or rust. It never requires painting or preservative treatment of any kind. It is highly resistant to gaseous fumes and

can be used around chemical plants where many ordinary building materials will not long endure. Furthermore, it is economical in cost.

An interesting brochure entitled “The Maintenance Crew Walks By” tells the whole story of J-M Corrugated Transite. We’ll be glad to send you a free copy. Address Johns-Manville, 22 E. 40th St., New York, N. Y.

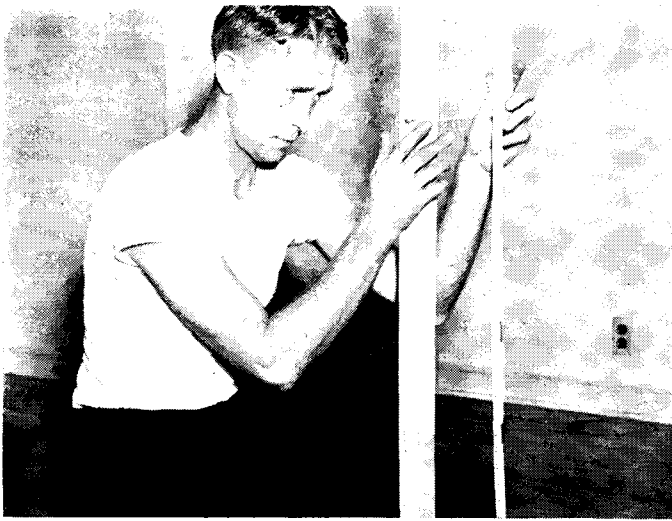
- | Some Wartime Uses of J-M Corrugated Transite | |
|--|---------------------|
| MUNITIONS PLANTS | AIRCRAFT HANGARS |
| BOMBER PLANTS | REFINERIES |
| CHEMICAL PLANTS | GAS PLANTS |
| RAILROAD BUILDINGS | MAGAZINE WAREHOUSES |
| TROPICAL BASES | ORDNANCE DEPOTS |
| TRANSFORMER HOUSES | MINE BUILDINGS |
| | NAVAL BASES |

J-M Corrugated Transite and J-M Asbestos Built-up Roofing are making an important contribution to the protection of our industrial plants in Wartime.




JOHNS-MANVILLE

CORRUGATED *Asbestos* TRANSITE




Placing 30" thermocouple in position



Engineer reading maximum and minimum outside temperatures for 24-hour period

Inside-and Outside

they found new facts about insulation



Checking time elapsed for various stages of fire during test period

Now it can be told—the *whole* truth about insulation efficiency.

To find that truth, Wood Conversion Company built four identical test houses—installed elaborate testing devices—assigned a task force of engineers to 24-hour duty in checking and compiling data.

Out of these tests—the most elaborate ever conducted by any insulation manufacturer—have come new facts about insulation. New light on the important question of the proper insulation thickness. Important findings about attic and basement temperatures—fuel consumption and fuel savings. No effort was spared to make the tests authentic and unbiased.

To keep up to date on insulation, you should have a report of the Wood Conversion Company's insulation tests, as presented to the American Society of Heating and Ventilating Engineers. A copy is yours without obligation—mail the coupon.

Balsam-Wool

SEALED INSULATION

WOOD CONVERSION COMPANY
Dept. 115-7, First National Bank Bldg.
St. Paul, Minnesota

Please send me complete scientific data on the Wood Conversion Company insulation tests.


Name

Address

City State

For long, clear spans: STEEL

These slender, graceful two-hinged, tied roof arches provide a clear span of 255 ft. and a center rise of 64 ft. for this Air Corps hangar. Although 229 ft. long, the hangar required only 800 tons of steel.



*Engineers: Arch-Roof Construction Co.
Contractors: Tuller Construction Co.*

In designing hangars for the air age to come, consider the problem of providing clear spans long enough to accommodate the ever-spreading wings of our aircraft. Already hangars require spans approaching 300 ft. Giant transports of the future may well call for hangars with clear spans up to even 500 ft. But however great the required spans, here's one point to remember: Steel will enable you to achieve them with greater beauty, simplicity, strength, and economy.

Reason for this is that steel is the strongest, most compact of building materials.

—Steel is safest for such structures because it is predictable. Its strength is uniform and definitely known and is therefore dependable.

—Steel is fire-proof, vermin-proof, warp-proof. When properly maintained, steel is the most durable of building materials.

—Steel is rolled into the shapes and fabricated into structural members which can accommodate any design coming from the drafting board.

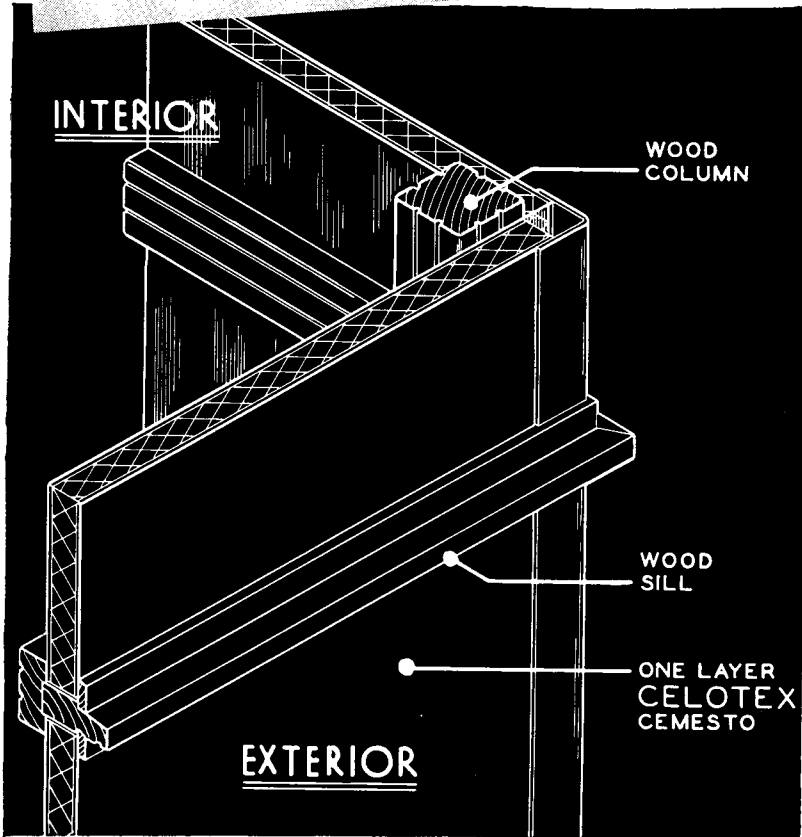
For these and many other reasons you will find it advantageous to design your post-war hangars of steel. Moreover, as a result of continued development and research enriched by the war-time experience, the post-war years will find steel abreast of any new structural development brought out by the architect or designing engineer.



AGAIN CEMESTO SPEEDS WAR HOUSING!

600 Units in a Florida Project!

**85 Families Moved In
30 Days After Construction Started!**



Cemesto Wall Units Combine Strength, Insulation, Permanent Exterior and Interior Finish

HERE is another startling demonstration of the speed with which Cemesto construction may be completed! Within 30 days from the date of starting construction on a 600-unit Florida housing project, 85 families moved into their new homes!

Cemesto is a fire- and moisture-resistant wall unit composed of a cane fibre insulation core with a cement-asbestos covering on both sides. It is a combined material making a rugged



insulated wall section with complete exterior and interior surfaces, and is equally practical for housing and for industrial construction.

By eliminating much of the lumber and nailing required for conventional construction, Cemesto accomplishes a tremendous saving in critical materials. Get complete information now! Mail the coupon today for booklets bringing you the whole fascinating story!


CELOTEX
REG. U. S. PAT. OFF.
CEMESTO
REG. U. S. PAT. OFF.

The word Celotex is a brand name identifying a group of products marketed by The Celotex Corporation.


THE CELOTEX CORPORATION • CHICAGO



A bare minimum of wood framing is needed because Cemesto possesses great structural strength.



Cemesto units expose clean, light, inviting surfaces, require no other interior or exterior finish.



Because Cemesto handles easily, houses go up fast, are ready for occupancy in a hurry.



Completed Cemesto dwellings are neat, trim, pleasant to look at and comfortable to live in.

THE CELOTEX CORPORATION, CHICAGO AR 7-43
Please send at once, free of charge,

- 28-page booklet, "A Vital Contribution"
- Portfolio of "Cemesto with Wood Framing"

Name

Address

City

County State

MEMO FOR POST WAR PLANNING

Household operating and upkeep expenses come out of the same pocketbook as mortgage amortization payments. High-quality equipment, as supplied by General Electric, usually reduces monthly operating bills more than it increases monthly payments on the house... so actually it costs less to live better.

Remember, General Electric high-quality equipment will best serve the interests of your after-Victory clients or customers.

GENERAL  ELECTRIC

HOME BUREAU • BRIDGEPORT, CONN.



1. LAND



2. STRUCTURE



A HOME

Why

dry-built full-wall construction?

"Faster, easier application. Better, crack-proof walls."

These are the proved advantages most often cited by big project builders who have used full wall size *Strong-Bilt Panels*.

In this resume of their experience is the complete answer to the "why" of dry-built full-wall construction.

1. Strong-Bilt Panels save time and labor. One panel covers the entire wall of an average room. There is no "drying out" period. Precut to size, the panels go up in record time.

2. Apply them any month of the year. Users are amazed at the ease of handling and speed of application. Floating Fasteners anchor the panels securely from the rear.

3. No face nailing. Not a single nail hole to mar the beauty of the finished surface. No nail holes to fill. No joints to tape. No plastered joints or danger of cracking.

4. Crackproof—lower maintenance cost. Strong and rigid. Strong-Bilt Panels withstand hard usage. Resist impact blows up to 6 times that of plaster. Presized at the factory. One coat of good paint usually is sufficient.

5. A beautiful finished job! Women love the distinguished appearance of the rich pebbled surface. This is the identical product used in many of America's finest homes. Easily kept clean.




Reasons such as these are influencing the type of improved interior wall linings being planned for many postwar homes. For free descriptive booklets covering both prefabricated and conventional construction, write The Upson Co., Lockport, N. Y.

Upson Quality Products Are Easily Identified by the Famous Blue-Center



**UPSON
STRONG-BILT
PANELS**

**THE CRACKPROOF BEAUTY SURFACE
FOR WALLS AND CEILINGS**



FACTORY IN 194X



COMPLETE RECREATION FACILITIES for the use of employees at lunchtime and after hours . . . a roof-top cafeteria with tables in sunlight and shade . . . bowling alleys, floodlighted for evening use . . . ample space for deck-tennis, shuffle-board, horseshoes and other outdoor amusements.

These are exciting features of this factory project designed by architect Richard Bennett, member of the faculty of Yale University and of Vassar College, and winner of the recent Wheaton College competition.

"Facilities like these," says Mr. Bennett, "make the factory a potential community and social center. They can be located on factory roofs without necessitating any increase in floor or plot areas."

This is another in a series of architectural designs suggesting greater utilization of valuable roof space that is too often neglected.

Barrett coal-tar pitch and felt roofs have been standard for flat-roof construction since 1854. Yet they are ideally suited to accommodate the current trends in post-war planning. Whatever the design, Barrett Specification Roofs will continue to provide the maximum in dependable, long-lasting water-proofing and weather-proofing protection.

THE BARRETT DIVISION

ALLIED CHEMICAL & DYE CORPORATION

40 RECTOR STREET, NEW YORK


2800 So. Sacramento Ave., Chicago, Ill.

Birmingham, Alabama



* Trade-mark Reg. U. S. Pat. Off.

Hangar Building recently constructed at an Air Base,
using Lupton "sliding-type" Steel Hangar Doors



Speed is vital . . . Modern Air Bases, to house and service our tremendous fleet of planes, are being speedily built. Lupton Steel Hangar Doors are being supplied ahead of schedule . . . doing their part to win the war. With Lupton "sliding-type" Hangar Doors, you can depend on trouble-free operation and maintenance. Satisfactorily used for over twenty years in both Army and Navy Air Bases. Lupton Steel Hangar Doors are designed to meet exacting requirements for dependability and service.

See our Catalog in Sweet's

MICHAEL FLYNN MANUFACTURING CO.
Allegheny Ave. at Tulip St., Philadelphia, Penna.

LUPTON

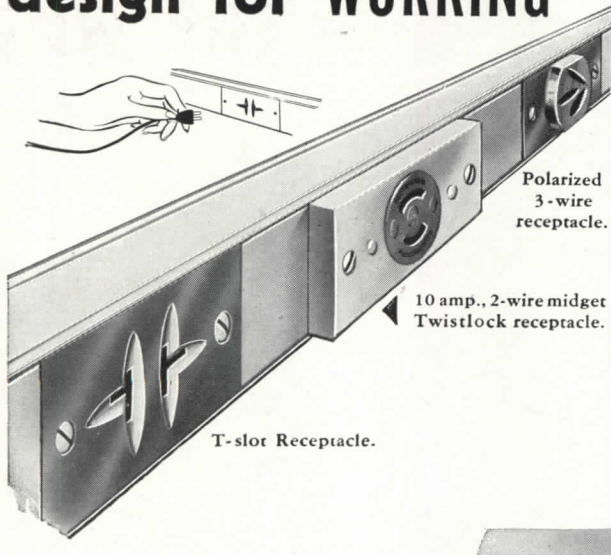
METAL WINDOWS SINCE 1901

STEEL HANGAR DOORS

PLUGMOLD


IS PART OF

design for **LIVING WORKING**



● PLUGMOLD... the Wiremold plug-in-anywhere convenience wiring system... is ably performing an essential war time service in carrying current to "point of use" along work benches, assembly tables, inspection benches, and in offices and laboratories... saving space, saving worker's time and eliminating the need for long extension cords. Industrial type outlets illustrated above include 3-wire polarized receptacles for electrical tools and bench appliances.

The PLUGMOLD idea is definitely an advanced step in wiring for greater functional utility applicable not only to industrial plants but also to hospitals, schools, public buildings, and homes of the future. Wiremold offers to architects a comprehensive data sheet and engineering service without obligation. Write direct to The Wiremold Company, Dept. AR-7, Hartford 10, Conn.



Plugmold No. 2100 showing industrial type 3-wire outlets. Plugmold No. 1900

WIREMOLD

IS HELPING AMERICA PRODUCE FOR WAR AND PLAN FOR PEACE!

"HELPING HAND" LITERATURE FOR ARCHITECTS

- | | |
|---|--|
| <input type="checkbox"/> Bulletin, "Wiremold Industrial System—Wiring Speeds War Production". | <input type="checkbox"/> Engineering Data Sheets No. "3000" System Wiring for Industrial plants. |
| <input type="checkbox"/> Engineering Data Sheets, Plugmold Multi-Outlet Wiring Systems. | <input type="checkbox"/> "Pancake" Wiremold Overfloor Wiring System for Office and factory. |
| <input type="checkbox"/> Wiremold Catalog and Wiring Guide | |

CHECK and return with your name and address

Swimming Pool Service


WAR production has very rightly set up priorities which make new W&T equipment for swimming pool chlorination unavailable for the duration, although priorities are obtainable for essential chlorine control apparatus where needed for water supplies, sewage plants and war industries. Meantime the Wallace & Tiernan organization is co-operating with architects and engineers in keeping present installations in top working condition.

Ask us about this service; also for W&T swimming pool technical publications.

WALLACE & TIERNAN CO., INC.

Manufacturers of Chlorine and Ammonia Control Apparatus
Newark, New Jersey
Represented in Principal Cities

FITZGIBBONS



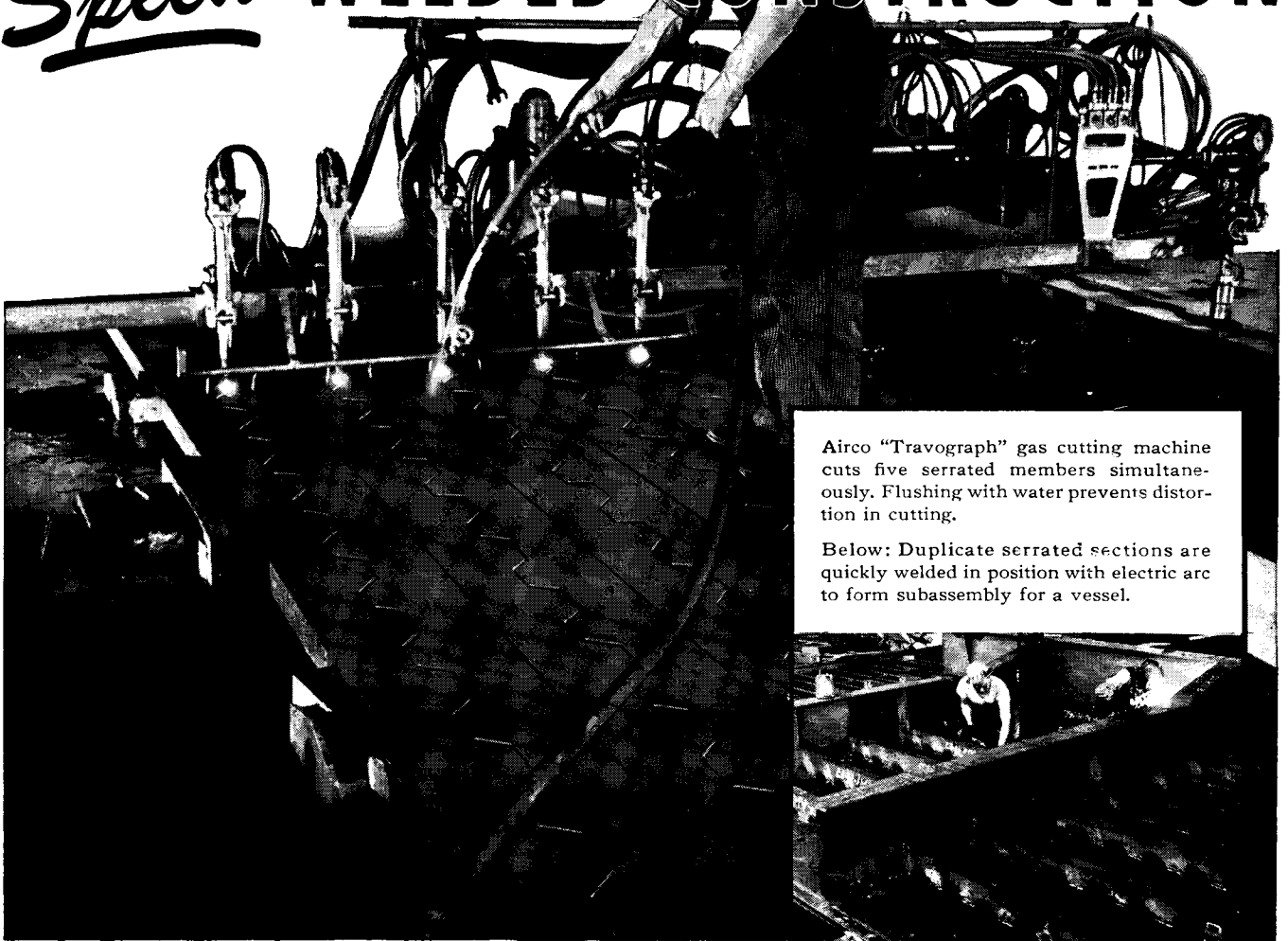
for STEEL BOILERS

Steel heating boilers exclusively since 1886—in short, almost sixty years of steel boiler experience, to insure heating success in post-war building. Fitzgibbons for Steel Boilers—and for Satisfied Buyers.

Fitzgibbons Boiler Company, Inc. 101 PARK AVE., NEW YORK


DUPLICATE MEMBERS

Speed WELDED CONSTRUCTION



Airco "Travograph" gas cutting machine cuts five serrated members simultaneously. Flushing with water prevents distortion in cutting.

Below: Duplicate serrated sections are quickly welded in position with electric arc to form subassembly for a vessel.



IN BUILDINGS AS IN SHIPS

By using designs that employ a large duplication of structural members, shipbuilders have greatly speeded welded ship construction. These duplicate members may be quickly produced by multiple-torch flame cutting, and their use effects valuable savings in cost, time, and materials.

Similarly, in building construction, fabricating duplicate members by machine gas cutting saves time and reduces cost. Where strict duplication is not desired, similar members varying slightly in length and detail may be flame cut quickly by

making minor changes in the templates that guide the cutting torches.

This method of preparing steel for structural welding is one of many factors that have facilitated the widespread use of welding in war production. Air Reduction's Applied Engineering Department can give you details on many other recent welding developments. Their services are available to provide technical assistance on any problems of structural welding design.

Air Reduction

General Offices: 60 EAST 42nd ST., NEW YORK, 17, N. Y.

IN TEXAS: MAGNOLIA-AIRCO GAS PRODUCTS CO.

General Offices: HOUSTON, TEXAS



IDLE CYLINDERS ARE PRODUCTION SLACKERS: *Keep 'em rolling for victory!*

FOR ANY "MAN-SIZED" JOB



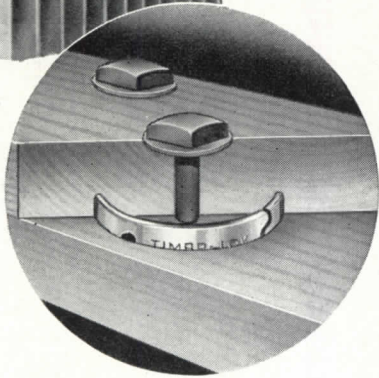
... "PREFABRICATED TIMBER" IS THE WATCHWORD

During these times, every hour in a construction schedule is vital. Timco system provides for speedy framing on the job—the mobile production line goes to the site—assembly and erection follow in an orderly and fully coordinated process.

Red Dot Rings offer easy installation. Each ring is a true circle and flat. And these quality rings are soundly and fairly priced.

Write for complete information on Red Dot Timber Connectors and Timco Prefabrication.

A Timco Prefabrication job! The location of this Air Corps hangar is a military secret but not Timco's ability and willingness to meet construction schedules.




LOOK FOR THE
RED DOT

TIMBERLOCK COMPANY
HASTINGS, NEBRASKA

MILWAUKEE PREFAB-PLYWOOD *Partitions*

QUICK...
ECONOMICAL WAY
TO MODERN
TOILET and
DRESSING ROOM
ENCLOSURES



Completely prefabricated, ready to move into place with a minimum of labor, Milwaukee PREFAB-PLYWOOD Partitions save both time and money on all types of installations. Assure quality, rigid and durable partitions at a minimum of cost. All hardware, fittings, bolts and screws supplied, requiring no extra work in measuring, cutting, hardware fitting or finishing.

Write for Descriptive details and prices.


Prompt delivery in any quantity.

MILWAUKEE STAMPING COMPANY

814-P South 72nd Street

Milwaukee 14, Wisconsin

Essential
for Health-Safety




As important in its contribution to health as any other factor is the right drinking fountain. In schools as in cantonments and factories, Halsey Taylor Fountains today maintain the leadership they have consistently enjoyed for years! No other fountain gives you a wider range of choice in design; no other fountain so successfully combines features of health-safety and convenience.

The Halsey W. Taylor Co.,
Warren, Ohio

HALSEY TAYLOR
AUTOMATIC STREAM CONTROL • TWO-STREAM PROJECTOR
DRINKING FOUNTAINS

When you're planning a plant for Production...

The "HEALTH ZONE" must be right!




ABSENTEEISM is a major problem to every manufacturer, and you can help prevent it. Simply make sure, every time you design an industrial plant, that adequate washroom facilities are provided, in convenient locations.

Health records prove that properly equipped washrooms with plenty of soap, hot water, and individual tissue towels, definitely cut down the spread of the common cold and other minor illnesses that account for a large share of lost time.

Such washrooms are literally "health-zones." The Scott Paper Company can help you design them. The second edition of the Scott Washroom Advisory Service Manual gives basic washroom layouts and suggested fixture arrangements that have proved practical in all types of industrial buildings. For your free copy, and a set of Don Graf Data Sheets on efficient washroom planning, write Scott Paper Company, Chester, Pa.



SCOTT WASHROOM ADVISORY SERVICE



"DOWN THE HALL—
TO YOUR LEFT"

A better way to banish "ghosts"—the kind that clutter up blueprints—is to use the tracing pencil specially made for producing perfect blueprints direct from drawings.

Venus Tracing Pencil does not smear; it erases cleanly and completely. Result: no ghosts on the blueprint... And Venus Tracing gives intense, opaque black lines on any kind of tracing paper or cloth. Result: sharp, clear white lines on the blueprint.

The Venus Tracing Pencil comes in four degrees of hardness—from t¹ (medium) for smoothest surfaces, to t⁴ (hardest) for hard-tooth surfaces.

May we send you free samples of all four degrees? Just mail us the coupon below.



VENUS
Tracing
PENCILS

American Pencil Company
Dept. 148, 500 Willow Ave., Hoboken, N. J.

In Canada: Venus Pencil Company, Ltd., Toronto

Please send FREE samples of Venus Tracing Pencils in all four degrees.

NAME and title _____

FIRM NAME _____

ADDRESS _____

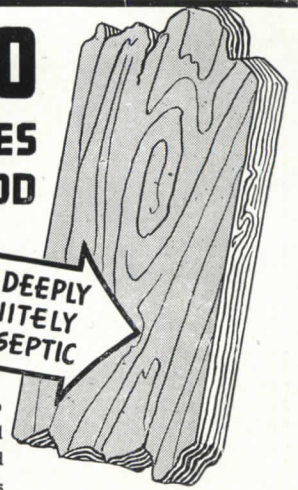
CITY _____ STATE _____



CONSERVO

HAS WHAT IT TAKES TO PRESERVE WOOD

**PENETRATES DEEPLY
LASTS INDEFINITELY
ACTIVELY ANTISEPTIC**




WOOD treated with Conservo is permanently protected against moisture, rot, decay and termites. Conservo penetrates deeply when applied—hot or cold—by brush, spray or dipping. It preserves wood and repels termites with its high content of sterilizing Phenols. Lasts indefinitely because it is non-volatile, highly insoluble and does not evaporate below 420° F. Conservo saves inestimable time, money and labor, in the long run, when applied to roof timbers, planks, sills, poles, posts, platforms, small out-buildings, etc.

FREE FOLDER Write for your copy today.

Samuel Cabot, Inc., 1283 Oliver Bldg., Boston, Mass.

Cabot's CONSERVO
WOOD PRESERVATIVE



To provide proper hospital facilities in every military area, much new construction has been necessary, and scores of great medical centers now stand ready to serve, with more being built.

The hardware for doors, windows, cabinets in these vast projects runs into millions of units, much of

it made by Stanley.

The "E" flag we proudly fly is convincing evidence that Stanley workers are doing well this job of supplying hardware for these buildings, as well as producing many new items of war materiel. The Stanley Works, New Britain, Connecticut.

1843 **STANLEY** 1943

STANLEY
HARDWARE

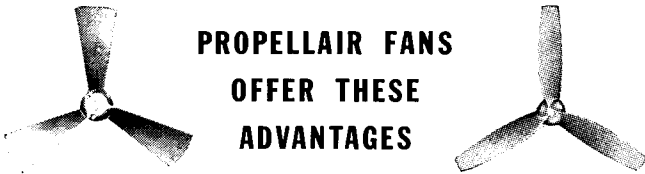
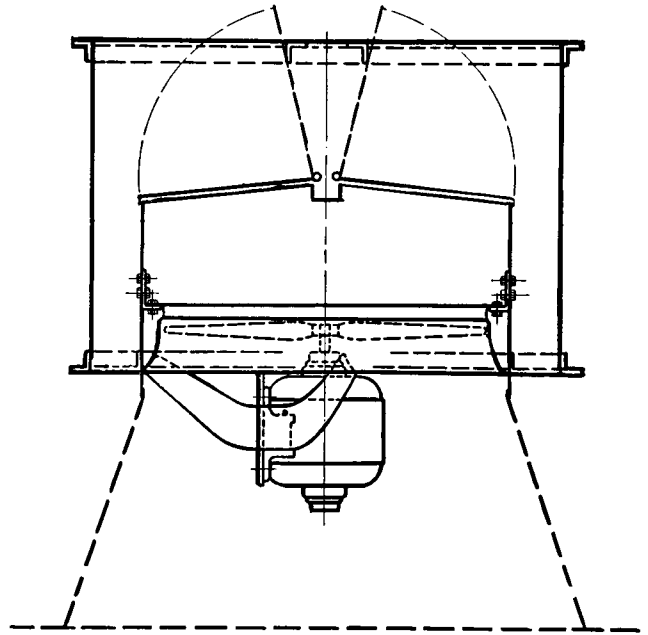
HERE'S ONE WAY PROPELLAIR Fans can help you solve problems involving heat!

The diagram at the right illustrates the design and operating principle of the Propellair Verti-Vent stack as an extremely efficient roof ventilator. It incorporates advanced features for solving ventilating problems where heat collecting at the roof must be drawn off in volume.

Butterfly dampers, operating within a wind guard, offer virtually zero resistance. The full displacement of the fan is discharged vertically, sending heat (plus smoke and dust, if any) high above the roof to reduce the possibility of return to the ventilated area. When not in operation this unit is efficient in retaining heat within the building until it is desirable to discharge it, as in foundries before pouring starts.

High-velocity discharge prevents rain from entering when the fan is running, and the dampers close gently and positively as the propeller coasts to a stop. A channel is provided for water to run off to the side of the stack and then onto the roof.

The Propellair Verti-Vent stack is a fool-proof, fully automatic ventilator, readily installed at the topmost points where heat and fumes collect. Available in sizes from 12" to 60" diameter, 2100 to 68,000 c.f.m.



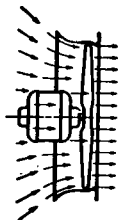
PROPELLAIR FANS OFFER THESE ADVANTAGES

AXIAL-FLOW, AIRFOIL PROPELLERS,

especially designed by Propellair engineers, deliver maximum air with minimum horsepower. Air flow is even over all parts of the blades—the *whole* fan works, not just the tips! These unique propellers are also non-overloading—from free air to complete block-off, horsepower remains virtually constant as long as motor speed is constant. The number of blades, and their angle and shape, depend on the job to be done.

CURVED ENTRANCE RING,

in addition to serving as a sturdy support assembly, reduces tip loss and enables Propellair Fans to deliver *maximum air per horsepower*. Introduced in 1930, as a result of exhaustive experiments and tests by Propellair engineers, this design makes possible the utilization of the "Airfoil" air-movement principle in the *entrance ring* as well as in the *propeller*.



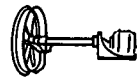
A PROPELLAIR FAN FOR EVERY APPLICATION



CD—Direct connected to electric motors. For ducts, hoods, roof ventilators or panels.



CSB—Heavy-duty complete belt-driven unit for ducts or stacks to handle explosive vapors, dust, or high temperatures.



CE—Extended shaft fans for ducts, dryers, etc., where motor must be outside the air stream.



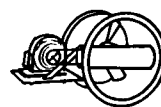
CU—Low-stand, tiltable, portable cradle fan for hardening-room service, product drying or cooling.



CF—For belt drive from separate motors, engines or line shafts. Also with extended shaft assembly.




CM—Heavy-duty pedestal blast fan for cooling men and products in heavy industries.



CS—Heavy-duty complete belt-driven unit in duct section. For severe dust, corrosive or explosive vapors.



C—Industrial circulator fan for general air-circulating service of all types.



CSV—Heavy-duty complete belt-driven unit for high temperatures in ducts, pipes, and as stack boosters.




CB—Slow-speed, ultra-quiet complete belt-driven fan. For office or room ventilation.

If you have a pressing industrial ventilating problem, you should have our Propellair catalog No. 10-N. It contains many pages of technical tables, charts, diagrams and other valuable information for architects, engineers and plant men—and of course describes and illustrates the complete Propellair line. We will mail the catalog on request or, if you prefer, we will ask the nearest Propellair ventilating specialist to deliver your copy personally and at the same time discuss your specific problems. *Write!*




● Ponton bridge made up of plywood treadways and plywood half-boats butted together. (Photos from U. S. Army, Corps of Engineers.)



ASSAULT... with Douglas Fir Plywood

U. S. Army Engineers make extensive use of this Miracle Wood for Assault Boats and Emergency Bridges!



● Exterior-type Douglas Fir Plywood has definite advantages for the Army Engineers: It makes their assault equipment strong, durable and waterproof, yet keeps it lightweight for easy handling and transportation. For these reasons — and many others — Douglas Fir Plywood is serving virtually every branch of our armed forces and hundreds of war industries as well. And as a result of this extraordinary war experience, the Douglas Fir Plywood you buy after Victory will be more useful to you than ever before.

● Left above: Army Engineers build ferry for trucks and guns by using 10-passenger plywood assault boats. Left: two plywood assault boats transport jeep and soldiers across river.

TO HELP SPEED VICTORY
the Douglas Fir Plywood Industry is devoting its entire capacity to war production. We know this program has your approval.


SEND FOR WAR USE FOLDER

● Dozens of actual photographs show you how Douglas Fir Plywood is aiding the war effort. Write Douglas Fir Plywood Assn., Tacoma, Washington, for your free copy.

DOUGLAS FIR PLYWOOD

Real Lumber
**MADE LARGER, LIGHTER
SPLIT-PROOF
STRONGER**

WHICH LIGHT DOES YOUR EYE PREFER



THE COOL, RESTFUL, REFRESHING
GREEN of the COUNTRYSIDE

THE HOT, BRILLIANT, FIERY
GLARE of the DESERT

SPECIFY FOR NEW CONSTRUCTION AND REPLACEMENTS

VERD-A-RAY

MADE IN ALL INCANDESCENT TYPES and SIZES

A new scientific mixture of spectrum light which makes seeing easier for human eyes. Accepted nationally—reduces glare—improves employee morale—too new to catch "Sweets" this year

**YOUR DATA WILL BE SENT ON REQUEST—WRITE
SAVE ELECTRIC CORPORATION of TOLEDO, O.**



**SYMBOL OF QUALITY
IN WIRING DEVICES AND
CONTROL APPARATUS**
for 53 years

Available now for dependable control of light, heat and power if ordered with proper priorities . . . Send for current Catalogs for war service installations.

HART & HEGEMAN DIVISION
ARROW-HART & HEGEMAN ELECTRIC COMPANY, HARTFORD, CONN.



Pre-war Experience (SINCE 1934)

Assures Lasting Satisfaction with

UNIT

ALL-GLUED
LAMINATED


Arches & Beams



1942 Addition to Ranger Aircraft Plant, Division of Fairchild Engine & Airplane Corporation. Albert Kahn, Associated Architects & Engineers, Inc., Detroit, Mich. Above: Complete view of one 100-ft span. Entire building consists of two of the 100-foot spans located side by side. Each span consists of only one upper chord and one lower chord.

Where the two 100-ft. spans meet, they are supported by 40-ft. carrying trusses whose members are made of kiln-dried lumber glued by the "Unit" process.

1938 Pallomar Roller Rink, Milwaukee, Wis. Note steel tie used as the tension member (wood substituted in wartime installation shown above). Also note the excellent distribution of light due to the absence of the web members required in conventional wood and steel truss construction.



PRE-WAR Interior of field house, Gustavus Adolphus College, St. Peter, Minn. "Unit" glued-laminated construction used for 120-ft. span. Sections of this size and larger are made by the "Unit" process in one operation.

WAR Bomber Modification Center, St. Paul, Minn. View shows 1/2 arch (100 ft. long — transported by truck from the factory at Peshtigo, Wisconsin) being hoisted into place. 170-ft. span. Rigidity of glued-laminated construction permits lifting 100-ft. member at the center without distortion.

Both the process and the designs are so well-established and proved by the test of time, that you know in advance what results to expect when you employ "Unit" members. Here is something more than an emergency expedient. Such features as simpler detailing, quicker fabrication, and faster erection save time and money *any-time* — and they are backed up by safety factors, fire resistance, and beauty of functional design which assure lasting prominence of the "Unit" idea in building design. . . "Unit" members are fabricated under rigid shop control, with special equipment, trained personnel, and exclusive techniques (U. S. Patents Nos. 2177395, 2172093). Prior to gluing the laminations together, each individual lamination is **PRE-GLUED TO FULL LENGTH** by means of scarf joints, then **SURFACED** to insure uniformity and accuracy — meeting the same standard which has long been established in the fabrication of wood members for aircraft. The "Unit" organization, which pioneered many phases of glued-laminated construction, now offers a wealth of engineering background and application data . . . Write, phone, or wire **UNIT STRUCTURES, INC., Peshtigo, Wis.**

Plants at Peshtigo, and at Sayville, L. I., N. Y.

Copyright 1943 Unit Structures, Inc.


AE-6



BOOKS

THE RESTORATION OF COLONIAL WILLIAMSBURG

A pictorial survey including floor plans, elevations, details, maps and garden plans, samples of paint colors, etc. Textual story by the Restoration architects and designers. 104 pages, 9x12, blue cloth covers, \$1.50.



DESIGN OF MODERN INTERIORS

by James Ford and Katherine Morrow Ford

The first comprehensive survey of recent American interior design, exclusively in terms of modern architecture and related arts. Analyzes the latest advance in modern custom design—shows how to apply to defense housing—discusses best placement for circulation, privacy, comfort, safety, storage, and general convenience. Explains choice of colors, materials, designs, etc. 324 illustrations. 132 pages. 124 architects and designers represented. 8½ x 10¾. Cloth bound. \$5.00.

THE MODERN HOUSE IN AMERICA

by James Ford and Katherine Morrow Ford

Sixty-four houses designed by 44 architects are clearly shown in 318 photographs, floor plans, plot plans, isometric drawings, circulation and orientation diagrams, etc. Two additional sections show evolution of the movement in U. S. and set the movement in its true frame of present day sociological and technological progress. 134 pages—cloth bound. \$5.00.

Special combination price of DESIGN OF MODERN INTERIORS and THE MODERN HOUSE IN AMERICA, \$9.00

GUIDE TO STANDARD SPECIFICATIONS

by Harold Sleeper, AIA

Federal specifications in the construction field — with notes on their use. Arranged by trades in twenty-three divisions. A time and labor saver for specification writers. 28 pages — 8½ x 11 — 75c.

ARCHITECTS' AND BUILDERS' HANDBOOK

by Frank Kidder and Harry Parker

18th Edition. 2,315 pages. 4½ x 7. \$8.00.

BETTER HOUSES FOR BUDGETEERS

by Royal Barry Wills

104 pages. 9 x 12¼ in. 102 illustrations and plans. Price \$3.00.

WORKING DETAILS, PART I: DOMESTIC

(British Publication) Edited by Mildred W. White

Illustrates by photos and detail drawings handling by various internationally known architects of such details as windows, doors, staircases, kitchens, furniture, fireplaces, etc. 140 pages. 9 x 12½. Price \$4.00.

SIMPLIFIED ENGINEERING FOR ARCHITECTS AND BUILDERS

by Harry Parker, Professor of Architectural Construction, University of Pennsylvania

No preliminary knowledge of the subject required. Theory and derivation of formulas reduced to a minimum. All necessary tables are included, no other books required to supplement its use. 214 pages — 96 illustrations — flexible binding—\$2.75.

Any of the above books will be mailed postpaid on receipt of price. Send your order and payment direct to

ARCHITECTURAL RECORD BOOK DEPT. 119 WEST 40TH STREET NEW YORK, N. Y.

Architectural Record Book Department

119 W. 40th St., New York

Please send books checked.

Money order or check for

\$..... enclosed.

Name

Address

City State AR-743

- Design of Modern Interiors . . . \$5.00
- Modern House in America . . . 5.00
- Both books ordered together . . . 9.00
- The Restoration of Colonial Williamsburg 1.50
- Guide to Standard Specifications . . . 75
- Archts' and Bldrs' Handbook . . . 8.00
- Better Houses for Budgeteers . . . 3.00
- Working Details, Part I: 4.00
- Simplified Engineering for Architects and Builders 2.75

An Architect Refers To

An Important Success Factor in OIL BURNING SYSTEMS

Fred A. Webster, well known architect of Waterbury, Connecticut, has designed many outstanding structures in that city, and he is now engaged in planning postwar buildings. In the past he has used Petro Burners in a number of industrial and commercial buildings. He expresses these ideas on Oil Burning Systems—

"Now that architects are planning the building of the future it seems to me that economy, efficiency and simplicity will be musts for the type of heating that will be used, and oil heating encompasses all of these requirements . . . I will continue to specify Petro Systems for postwar structures, for they are first rate in every way, and Petro engineers are always ready to cooperate in the selection and installation of the right equipment in its proper place."

Mr. Webster's concluding remark touches on one of those "familiar truths that deserve repetition." Even when equipment is inherently as good as Petro's, its over-all operating efficiency is increased by the selection of a particular unit exactly right for the job to be done and by engineering its proper installation.

No post-war conditions can change that. Petro's post-war burners and systems may differ somewhat from pre-war models. They may differ a lot. Or we may find ourselves, broadly, starting where we left off. Our Engineers and Laboratory are determining that while our factory is making war goods.

But the Petro label, post-war, will still be a warranty of high-value, tested and proved equipment, known capacities and performance characteristics, and will be backed by the same effective engineering cooperation commended by Mr. Webster.



OIL IS AMMUNITION USE IT WISELY

Full data on Petro Industrial Burners are in Sweet's—or Domestic Engineering—catalog files, or we will gladly send copies on request.



PETRO

Cuts Steam Costs



PETROLEUM HEAT AND POWER COMPANY

STAMFORD

—Makers of good Oil Burning Equipment since 1903—

CONNECTICUT

THE EXECUTIVE WHO STOPS TO THINK . . .



Knows that "10% for War Bonds isn't enough these days"

Workers' Living Costs going up . . . and Income and Victory Tax now deducted at source for thousands of workers . . .

Check! You're perfectly right . . . but all these burdens are more than balanced by *much higher FAMILY INCOMES for most of your workers!*

Millions of new workers have entered the picture. Millions of women who never worked before. Millions of others who never began to earn what they are getting today!

A 10% Pay-Roll Allotment for War Bonds from the wages of the family bread-winner is one thing—a 10% Pay-Roll Allotment from each of several workers in the same family is quite another matter! Why, in many such cases, it could well be jacked up to 30%—50% or even more of the family's *new money!*

That's why the Treasury Department now urges you to revise your War Bond *thinking*—and your War Bond *selling*—on the basis of *family incomes*. The current

War Bond campaign is built around the family unit—and labor-management sales programs should be revised accordingly.

For details get in touch with your local War Savings Staff which will supply you with all necessary material for the proper presentation of the new plan.

Last year's bonds got us started—*this year's bonds are to win!* So let's all raise our sights, and get going. If we all pull together, we'll put it over with a bang!

This space is a contribution to America's all-out war effort by

ARCHITECTURAL RECORD



you've done your bit
... now do your best!



5-STAR PERFORMANCE

There's real drama wherever American marines fight for freedom—
 wherever American navy men are keeping sea-lanes safe—
 wherever American soldiers press forward toward Victory—
 wherever American merchantmen keep essential supplies moving to all fronts—
 wherever Jamison-Built Doors protect their food supply.


JAMISON
 COLD STORAGE
 DOOR CO.
 HAGERSTOWN, MARYLAND

JAMISON,
 STEVENSON and
 VICTOR DOORS

JAMISON-
 BUILT COLD STORAGE DOORS

See our catalog in Sweet's Catalog File.

BURT MONOVENT Continuous Ridge VENTILATOR



for
**LOW COST
 VENTILATION**

Here is an improved roof ventilator that gives all the efficiency of unit ventilators, costs less, and presents better appearance as it harmonizes with the

lines of the building. Exhausts large volume of air with even distribution along entire length. No moving parts to get out of order. Storm proof. Particularly adapted to production plants of all kinds, warehouses, public and commercial buildings. Easy to install on any type, any pitch of roof. See Sweet's or send for catalog and data sheets.

THE BURT MFG. CO.
 ROOF VENTILATORS • OIL FILTERS
 EXHAUST HEADS

77 South St. Akron, Ohio

SEND
 FOR CATALOGS

Burt Engineers
 are glad to
 help on plans



REG. U. S. PAT. OFF.

SAMSON SPOT SASH CORD

the most durable
 material for hanging
 windows



WHERE THE NEED IS GREATEST
 Samson Braided Cords Serve Best
 Now and Always

SAMSON CORDAGE WORKS
 BOSTON, MASS.

PLUMBING PRACTICE and DESIGN by SVEND PLUM

With the appearance of Volume II, architects, engineers, plumbers, and draftsmen now have the essential, modern data on plumbing available in handy reference form.

This volume consolidates the facts on plumbing and presents in uniform terminology and logical sequence the material scattered through architectural, mechanical, sanitary, and civil engineering literature, with the purpose of presenting the whole in usable form. Definite procedure and information are given on design of the various pipe systems, equipment hook-ups, etc.

Volume I covers Corrosion, Materials, Pipes, Fittings, Valves, Controls, Fixtures, Pumps, Fire Protection, Air Piping, etc.

Volume II deals with Definitions, Regulations, Architectural Practice, Pipe Work, Water Supply, Drainage, Sewers, Gas Piping, Water Heating, etc.

Vol. I 308 pages \$4.50
 Vol. II 329 pages \$4.50


APPROVAL COUPON

JOHN WILEY & SONS, INC.
 440 Fourth Ave., New York 16, N. Y.

Please send me Plum's **PLUMBING PRACTICE AND DESIGN**, Vol. I Vol. II (check one or both) on ten days' approval. At the end of that time, if I decide to keep the book (books), I will remit \$4.50, or \$9.00 for both, plus postage; otherwise I will return the book (books) postpaid.

Name
 Address
 City and State
 Employed by

AR-7-43



Now Complete
 in
2 VOLUMES

GUIDE TO STANDARD SPECIFICATIONS

FOR GOVERNMENT BUILDING

By HAROLD R. SLEEPER, AIA

A COMPILATION which lists for quick reference Federal Specifications and Specifications of the American Society for Testing Materials in the construction field — with notes on their use.

The Guide includes references to other pertinent standard specifications, and is arranged by trades as follows:

MASONRY MATERIALS

STONE, SLATE & CAST STONE

WATERPROOFING & DAMPROOFING

STRUCTURAL STEEL

ROOFING & SHEET METAL

MISCELLANEOUS METALS

METAL WINDOWS & DOORS

CARPENTRY

LATHING & PLASTERING

TILE & TERRAZZO

FLOOR COVERINGS

GLASS & GLAZING

BUILDERS' HARDWARE

PAINTING

SCREENS

WINDOW SHADES & VENETIAN

BLINDS

INSULATION & ACOUSTIC MATERIAL

EQUIPMENT & FURNISHINGS

PLUMBING, HEATING & VENTILATING

ELECTRIC

DRAINAGE

ROADS & PAVING

MISCELLANEOUS SITE WORK

A time and labor saving manual invaluable to all specification writers.

Price 75 cents postpaid

Architectural Record Book Dept.
119 West 40th Street
New York, N. Y.

INDEX TO ADVERTISEMENTS

Catalogs of concerns marked (s) are filed in Sweet's File (1943)

	Page		Page
AIR REDUCTION SALES	113	s LOUISVILLE CEMENT COMPANY, INC.	29
Agency: G. M. Basford Co.		Agency: Doe-Anderson Adv. Agency	
s ALLIED CHEMICAL & DYE CORPORATION	110	s MAPLE FLOORING MANUFACTURERS ASSN.	14
Agency: McCann Erickson		Agency: Aubrey, Moore & Wallace	
s ALUMINUM COMPANY OF AMERICA	31	s MILLER COMPANY	2nd Cover
Agency: Fuller & Smith & Ross, Inc.		Agency: J. M. Hickerson, Inc.	
s AMERICAN BRASS COMPANY	9	s MILWAUKEE STAMPING COMPANY	114
Agency: Ivey & Ellington Inc.		Agency: Morrison Adv. Agency	
AMERICAN CEMENT COMPANY	116	s MINNEAPOLIS-HONEYWELL REGULATOR CO.	40
Agency: Doremus & Company		Agency: Addison Lewis & Associates	
s ANCHOR POST FENCE CO.	98	MODINE MANUFACTURING COMPANY	24
Agency: VanSant, Dudgeale & Co.		Agency: Cramer-Krasselt	
s ARROW HART & HEGEMAN ELECTRIC CO.	118	MONSANTO CHEMICAL COMPANY	25
Agency: Norris L. Bull		Agency: Gardner Advertising Co.	
s BARBER-COLMAN COMPANY	100	s NATIONAL GYPSUM COMPANY	89
Agency: Cummings, Brand & McPherson		Agency: Batten, Barton, Durstine & Osborn	
s BARRETT DIVISION	110	s NELSON HERMAN CORPORATION	91
Agency: McCann, Erickson		Agency: L. W. Ramsey Co.	
s BETHLEHEM STEEL COMPANY	106	OKONITE COMPANY	37
BLODGETT, G. S. CO., INC.	83	Agency: Doyle, Kitchen & McCormick	
Agency: Townsend Adv. Service		s OWENS-ILLINOIS GLASS COMPANY	95
s BRADLEY WASHFOUNTAIN CO.	28	Agency: D'Arcy Adv. Co.	
Agency: Kirkesser-Drey		s PETROLEUM HEAT & POWER COMPANY	121
s BRIGHT LIGHT REFLECTOR COMPANY, INC.	30	s PITTSBURGH PLATE GLASS COMPANY	18
Agency: Tracy, Kent & Company, Inc.		Agency: Batten, Barton, Durstine & Osborn	
s BURT MFG. CO.	123	s PORTLAND CEMENT ASSOCIATION	102
Agency: E. D. Wolaver		Agency: Roche Williams & Cunyngnam, Inc.	
s BYERS, A. M., COMPANY	4	s POWERS REGULATOR COMPANY	96
Agency: Kitchum, MacLeod & Grove, Inc.		Agency: Earle Ludgin & Co.	
s BYRNE DOORS, INC.	2-3	s PROPELLAIR, INC.	117
Agency: Ralph L. Wolfe & Associates, Inc.		Agency: Erwin Wasey & Co.	
s CABOT, SAMUEL, INC.	116	s RILCO LAMINATED PRODUCTS, INC.	87
Agency: Harold Cabot & Company, Inc.		Agency: Alfred Colle Co.	
CARDOX CORPORATION	17	s SAMSON CORDAGE WORK	123
Agency: Evans Associates, Inc.		Agency: Callaway Associates	
s CARRIER CORPORATION	97	SAVE ELECTRIC CORPORATION	118
Agency: Chas. Dallas Reach Co.		Agency: Gere, Burns	
s CELOTEX CORPORATION	107	s SCOTT PAPER COMPANY	115
Agency: MacFarland, Aveyard & Company		Agency: J. Walter Thompson Co.	
CRANE COMPANY	19	SLOAN VALVE COMPANY	4th Cover
Agency: Buchen Company		Agency: Reincke, Ellis, Younggreen & Finn	
s CURTIS COMPANIES SERVICE BUREAU	8	SMITH, H. B., COMPANY, INC.	23
Agency: Buchen Company		Agency: Bordaux Company	
s DAY-BRITE LIGHTING INCORPORATED	15	s SPENCER TURBINE COMPANY	84
Agency: Anfenger Adv. Agency		Agency: W. L. Towne	
s DIXONS TYPHONITE ELBORADO PENCILS	1	s SQUARE D COMPANY	39
Agency: Federal Advertising Agency		Agency: Reincke-Ellis-Younggreen & Finn	
s DODGE REPORTS	36	s STANLEY WORKS	116
s DOUGLAS FIR PLYWOOD Assn.	118	Agency: Horton, Noyes Co.	
Agency: McCann, Erickson		s STRAN STEEL DIVISION	35
s DUPONT E. I. de NEMOURS & CO.	93	Agency: Campbell Ewald Company	
Agency: Batten, Barton, Durstine & Osborn		SYLVANIA ELECTRIC PRODUCTS, INC.	34
FABER, A. W., INC.	38	Agency: Arthur Kudner, Inc.	
Agency: Advertising Associates		s TAYLOR HALSEY W. CO.	114
s FEDDERS MANUFACTURING CO., INC.	86	Agency: William Cohen	
Agency: Horace A. Laney		s TILE-TEX COMPANY	92
s FITZGIBBONS BOILER COMPANY, INC.	112	Agency: L. W. Ramsey Co.	
Agency: Peterson & Kempner, Inc.		s TIMBER ENGINEERING COMPANY	85
"FLYING"	33	Agency: Campbell-Ewald Company	
Agency: United Advertising Cos.		TIMBERLOCK COMPANY	114
s FLYNN, MICHAEL MANUFACTURING CO.	111	Agency: Bozell & Jacobs	
Agency: William Jenkins Adv.		TODD COMBUSTION DIVISION	16
s FULLER, GEORGE A. COMPANY	3rd Cover	Agency: Wendell P. Colton	
Agency: Geyer Cornell & Newell Inc.		s TRANE COMPANY	20
Agency: Geyer Cornell & Newell Inc.		Agency: Batten, Barton, Durstine & Osborn	
s GENERAL ELECTRIC-HOME BUREAU	108	s UNIT STRUCTURES, INC.	119
Agency: Maxon, Inc.		Agency: Hoffman & York	
s RASSELL CHEMICALS DEPARTMENT	93	UNITED STATES AFR CONDITIONING CORP.	125
Agency: Batten, Barton, Durstine & Osborn		Agency: Alfred Colle Adv. Agency	
s GREAT LAKES STEEL CORPORATION	35	s UNITED STATES STEEL CORPORATION	98
Agency: Campbell-Ewald Company		SUBSIDIARIES	98
s GRINNELL COMPANY, INC.	13	Agency: Batten, Barton, Durstine & Osborn	
Agency: Horton Noyes Company		s UNIVERSAL ATLAS CEMENT CO.	98
s HART & HEGEMAN DIVISION	118	Agency: Batten, Barton, Durstine & Osborn	
Agency: Norris L. Bull		s UPSON COMPANY	109
HAZARD INSULATED WIRE WORKS	37	Agency: McCann Erickson, Inc.	
Agency: Doyle, Kitchen & McCormick		s WALLACE & TIERNAN COMPANY, INC.	112
s HORN MANUFACTURING CO.	21	Agency: G. M. Basford Company	
Agency: Cary-Ainsworth, Inc.		WAR BONDS	122
s IMPERIAL BRASS MFG. CO.	6	s WEBSTER, WARREN & COMPANY	99
Agency: Kreitcker & Melon, Inc.		Agency: William Jenkins Advertising	
s JAMISON COLD STORAGE DOOR CO.	123	s WESTINGHOUSE ELECTRIC & MFG. CO.	22
Agency: Charles Blum Adv. Corp.		Agency: Fuller, Smith & Ross	
s JOHNS MANVILLE	104	WHITE-RODGERS ELECTRIC CO.	90
Agency: J. Walter Thompson Company		Agency: Frank G. Japha	
JOHNSON, JOHN A. CONTRACTING CORP.	94	WILEY, JOHN & SONS INC.	123
Agency: Ruthrauff & Ryan		Agency: S. Duane Lyon	
KEASBEY & MATTISON CO.	81	s WING, L. J. MANUFACTURING COMPANY	88
Agency: Geare-Marston, Inc.		Agency: Willard G. Myers	
KINETIC CHEMICALS, INC.	12	Agency: Batten, Barton, Durstine & Osborn	
Agency: Batten, Barton, Durstine & Osborn		Agency: Edward W. Robotham & Co.	
s KITCHEN MAID CORPORATION	96	s WOOD CONVERSION COMPANY	105
Agency: Carter Jones & Taylor		Agency: Buchen Company	
s LCN DOOR CLOSERS	101	s WORTHINGTON PUMP & MACHINERY CORP.	11
Agency: J. R. Hamilton Adv. Agency		Agency: Moser & Cotins	
LINTON PENCIL COMPANY	27	s YORK ICE MACHINERY CORPORATION	103
LONE STAR CEMENT CORPORATION	32	Agency: J. M. Mathes, Inc.	
Agency: Cowan & Dengler, Inc.			

New York—General Manager: H. Judd Payne. Advertising Manager: Tom Tredwell. B. B. Orwig, 119 West 40th Street. Boston—Robert Marshall, 855 Park Square Bldg.; Chicago—C. B. Riemersma, F. H. Bowes, 700 Merchandise Mart; Cleveland—Homer Andrews, 321 Hanna Bldg.; Los Angeles—W. R. McIntyre, 400 East Third St.; Philadelphia—Tom Tredwell, 1321 Arch Street.