

BUILDING TYPES STUDY: URBAN HOUSING—NEW YORK'S REACH FOR QUALITY

A NEW COLLEGE BUILDING BY BENJAMIN THOMPSON

ISSUES IN ARCHITECTURE: ARCHITECTURE IN THE CAUSE OF PEOPLE

SOME ESSENTIALS OF SUCCESSFUL URBAN SPACE

SPECIAL REPORT: SYSTEMS BUILDING—WHAT DOES IT REALLY MEAN?

FULL CONTENTS ON PAGES 4 AND 5

# ARCHITECTURAL RECORD

JANUARY 1969



1

A MCGRAW-HILL PUBLICATION TWO DOLLARS PER COPY

# The floor plan of an office


The new headquarters building of the San Diego Gas and Electric Company rises 21 stories on a square-block site in downtown San Diego. **Architect:** Richard George Wheeler and Associates, San Diego. **General Contractor:** M. H. Golden Construction Co., San Diego. **Interior Designer:** Ladolla Interiors, Ladolla, California. **Flooring Contractor:** Raffee's Carpets of San Diego. **Structural Engineers:** Ferver-Dorland & Associates, San Diego. **Mechanical-Electrical Engineers:** Ebasco Services Incorporated, New York.

For the San Diego utility, the floor chosen was a utilitarian beauty. Armstrong Embossed Travertine Series in Exelon Vinyl-Asbestos Tile. Over 145,000 sq. ft. of 1/8" gauge, 12" x 12" tile was installed. Tough, durable Exelon is perfect for the kind of traffic an office building gets. Embossed, it's all the better. Scuff marks go into hiding. Scratches become invisible. It's a "one-floor" 21-floor building. To achieve a design that unifies as it beautifies, Embossed Travertine was used throughout. With one exception. Smooth-surfaced Travertex™ Exelon was chosen for the computer room (lower left). Still, this one exception carries out the rich, classic look of Travertine.






The graining of the Embossed Travertine tile in the San Diego installation runs in the same direction. So there are no visible seams. Don't let the expensive look fool you. Excelon Tile is actually budget-priced. And because it's so easy to maintain, it cuts maintenance costs for the building owner.



The Excelon Tile used in this San Diego skyscraper may or may not be the right floor for your next project. The function of the building and style of architecture will surely influence your choice. Just name your requirements. Armstrong can meet them. We have different floors for different contract interiors.



Before you make your next flooring decision, talk it over with your Armstrong representative. He can make objective recommendations on your specific needs. After all, he represents the widest variety of resilient flooring available anywhere. Call him. Or write Armstrong, 501 Rock Street, Lancaster, Pa. 17604.


FLOORS BY  
**Armstrong**

**building.**

Architects of the new San Diego Gas & Electric Company Building planned the floor around unusually heavy "in" and "out" traffic. Their choice: Armstrong Excelon® Tile.

*For more data, circle 2 on inquiry card*

*Lafayette Plaza, Bridgeport, Conn.*  
Developer: *Hammerson Fusco & Associates, Inc.*  
Architects-Engineers: *Fletcher-Thompson, Inc.*  
Consulting Architect: *Lathrop Douglass, FAIA*  
Consulting Engineer: *Sidney W. Barbanel, P.E.*  
Contractor: *The Fusco-Amatruda Company*  
Elevator Contractor: *Eastern Elevator Company, Inc.*



# Dover engineers a spectacular elevator innovation for a shopping mall



**Cylindrical, glass-enclosed elevator is one of nine  
Dover Oildraulic Elevators serving Lafayette Plaza**

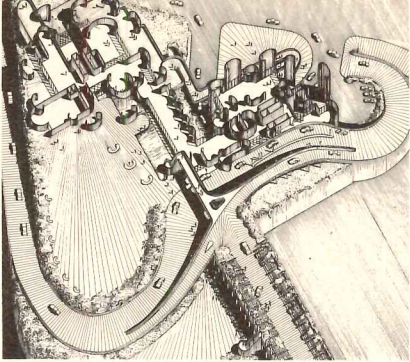
The key element in the central court of this Bridgeport, Conn., commercial and civic center is a half-round, glass-enclosed elevator. Rising out of a flower-bordered pool, it provides a dramatic view of two shopping levels, and also serves a roof-top parking area.

In other buildings of the \$25,000,000 Lafayette Plaza development are eight additional Dover Oildraulic Elevators, providing dependable passenger and freight service for the various shops and stores.

Innovative technology is an attitude at Dover. It is apparent in our response to such design challenges as building unusual elevators, and in the overall quality of dependable performance which characterizes Dover Elevators for low and high-rise buildings. For your next project, be sure to talk to Dover if you want something unusual, or if you just want an unusually fine vertical transportation system. Write for catalogs or see Sweet's Files. Dover Corporation, Elevator Division, Dept. D-1, P.O. Box 2177, Memphis, Tenn. — 38102. In Canada, Dover / Turnbull.



*For more data, circle 3 on inquiry card*



Cover: Tracey Towers, New York City  
 Architect: Jerald L. Karlan; Design Architect: Paul Rudolph

**FEATURES**

- 119 **A MUSIC BUILDING FOR AMHERST COLLEGE BY BENJAMIN THOMSON**  
 Although designed for undergraduates for whom music is mainly an avocation, this fine new facility nevertheless provides a most sensitive environment for musical performance and study.
  
- 127 **ARCHITECTURE IN THE CAUSE OF PEOPLE**  
 In a time which cries for reason and reflection as well as passion, an article by William W. Caudill begins a new series of articles on "Issues in Architecture".
  
- 131 **SOME ESSENTIALS OF SUCCESSFUL URBAN SPACE**  
 Architect David Kenneth Specter analyzes design facets, large and small, that make some public plazas and spaces human, approachable, live, urban—where others fail in all these aspects.
  
- 141 **A HOUSE OF TERRACES NEAR VANCOUVER**  
 Arthur Erickson of Erickson-Massey has created a striking house for a striking site overlooking the Pacific. A series of terraces float above each other on a rocky hill, creating exciting exterior and interior spaces.



© Ezra Stoller (Esto)

**BUILDING TYPES  
 STUDY 392**

- 97 **URBAN HOUSING**  
 A year ago, Mayor John Lindsay formed a new super-agency, The Housing and Development Administration, which has substantially raised the quality of government-aided housing in New York City.
  
- 100 **ENLARGING THE DESIGN VOCABULARY OF HIGH-RISE HOUSING**  
 Tracey Towers, New York City  
 Architect: Jerald L. Karlan; Design Architect: Paul Rudolph
  
- 102 **COMPLEX FORMS WITH OFFSETTING SAVINGS**  
 Harbor House, New York City  
 Architect: George A. Diamond Associates; Design Architect: Herbert L. Mandel
  
- 104 **DESIGNED TO REVERSE THE SPREAD OF A SLUM**  
 Crown Gardens, New York City  
 Architect: Richard D. Kaplan
  
- 106 **A MEETING GROUND FOR THE SURROUNDING COMMUNITY**  
 East Midtown Plaza, New York City  
 Architects: Davis, Brody & Associates



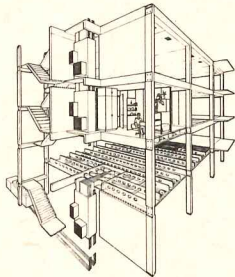
ARCHITECTURAL RECORD, January 1969, Vol. 145, No. 1. Published monthly, except May, when semi-monthly, by McGraw-Hill, Inc., 330 West 42nd Street, New York, New York 10036. CORPORATE OFFICERS: Shelton Fisher, President and Chief Executive Officer; John L. McGraw, Chairman; John J. Cooke, Vice President and Secretary; Gordon W. McKinley, Vice President and Treasurer. SUBSCRIPTION RATE: for individuals in the fields served \$6.60 per year in U.S., U.S. possessions and Canada; single copies \$2.00; further details on page 6. THIS ISSUE is published in national and separate editions. Additional pages of separate edition numbered or allowed for as follows: Western Section 32-1, through 32-6. PUBLICATION OFFICE: 1500 Eckington Place, N.E., Washington, D.C. 20002. Second-class postage paid at Washington, D.C. POSTMASTER: Please send form 3579 to Fulfillment Manager, ARCHITECTURAL RECORD, P.O. Box 430, Hightstown, N.J. 08520.

# ARCHITECTURAL RECORD

CONTENTS: JANUARY 1969

- 108 AN ENCLAVE AWAY FROM URBAN DIN  
Seward Park Extension, New York City  
Architect: William F. Pedersen & Associates
- 109 THE "CONCEPT PLAN"  
The "Concept Plan" is defined as a three-dimensional land-use analysis, a theme of urban development.
- 110 "CONCEPT PLANNING" AIDS IN IMPROVING A DESIGN  
Lincoln Center Urban Renewal Area, New York City
- 112 NEW LIFE FOR AN AREA "BEYOND REPAIR"  
Williamsburg Urban Renewal Area, New York City
- 114 REPLANNING OF A DENSE AND COMPLEX CORE AREA  
Atlantic Terminal Urban Renewal Area, New York City
- 117 CAREFUL RENEWAL OF A STILL SOUND AREA  
St. Nicholas Park Urban Renewal Area, New York City

## ARCHITECTURAL ENGINEERING



- 147 "SYSTEMS BUILDING": WHAT DOES IT REALLY MEAN TODAY?  
Everyone talks about it, but what is it? What it is is best explained by taking a look at the pros and cons of some current examples of its application. This article is the first of a series comprising Architectural Engineering Special Report No. 9.
- 82 OFFICE LITERATURE
- 159 PRODUCT REPORTS
- 217 READER SERVICE INQUIRY CARD

## THE RECORD REPORTS



Yugi Noga

- 9 BEHIND THE RECORD  
"An innovator, some administrators, some homework, and some hopes"
- 10 PERSPECTIVES
- 35 THE RECORD REPORTS
- 40 BUILDINGS IN THE NEWS
- 69 ARCHITECTURAL BUSINESS  
Building activity .....71  
Practice .....77  
Cost indexes and indicators .....79
- 214 ADVERTISING INDEX

## ARCHITECTURAL RECORD STAFF

### EDITOR

WALTER F. WAGNER, JR., A.I.A.

### MANAGING EDITOR

JEANNE M. DAVERN

### SENIOR EDITORS

ROBERT E. FISCHER  
WILLIAM B. FOXHALL  
MILDRED F. SCHMERTZ, A.I.A.  
HERBERT L. SMITH, JR., A.I.A.  
ELISABETH KENDALL THOMPSON, F.A.I.A.

### ASSISTANT EDITORS

JOAN F. BLATTERMAN  
ROBERT E. JENSEN  
NANCY LOU MOORE  
ANNETTE K. NETBURN  
DON RANEY

### EDITORIAL ASSISTANTS

ANNE LUISE BUERGER  
LANA J. MIELE

### DESIGN

ALEX H. STILLANO, Director  
RUSSELL ETTER, Associate  
JUDY AGONA, Assistant  
SIGMAN-WARD, Drafting  
IAN WHITE, Consultant

### EDITORIAL CONSULTANTS

EDWARD LARRABEE BARNES, F.A.I.A.  
WALTER GROPIUS, F.A.I.A.  
ROBERT F. HASTINGS, F.A.I.A.  
PAUL RUDOLPH, A.I.A.

### INDUSTRY CONSULTANTS

GEORGE A. CHRISTIE, JR., Economics  
ERNEST MICKEL, Washington  
WILLIAM H. EDGERTON, Building Costs

### McGRAW-HILL WORLD NEWS

ARTHUR MOORE, Director  
DOMESTIC NEWS BUREAU—Atlanta,  
Chicago, Cleveland, Dallas, Detroit,  
Los Angeles, Pittsburgh, San Francisco,  
Seattle, Washington, D. C.  
INTERNATIONAL NEWS BUREAUS—Bonn,  
Brussels, Hong Kong, London, Mexico City,  
Milan, Moscow, Paris, Rio de Janeiro, Tokyo

### PUBLISHER

BLAKE HUGHES

### SALES MANAGER

LOUIS F. KUTSCHER

### CIRCULATION MANAGER

HENRY G. HARDWICK

## COMING IN THE RECORD

### FIVE NEW PROJECTS BY ULRICH FRANZEN

A major design feature on buildings in progress, which demonstrate Franzen's ever growing concern with the appropriate relationship of a design style and increasingly complex and urbanistic planning problems. The projects include a major new building for New York's Cooper Union, a research tower for Philip Morris, a residence in Pound Ridge, New York, a dining hall for the University of New Hampshire and the large-scale plans for a new Bronx, New York state school for the retarded.

### ARCHITECTURE AND THE SMALL INDUSTRIAL BUILDING

Industrial buildings below 100,000 sq. ft. are often designed without the services of an architect, to the detriment of their owners and the surroundings in which they are placed. Next month's Building Types Study, under the direction of contributing editor Seymour Howard, will focus on five small industrial buildings which were very much under the control of their architects, and point out the valuable amenities an architect can bring to such projects.



McGraw-Hill



ARCHITECTURAL RECORD (combined with AMERICAN ARCHITECT, ARCHITECTURE and WESTERN ARCHITECT AND ENGINEER), January 1969, Vol. 145, No. 1. Title ® reg. in U.S. Patent Office © copyright 1969 by McGraw-Hill, Inc. All rights reserved including the right to reproduce the contents of this publication either in whole or in part. Quotations on bulk reprints of articles available on request. Indexed in Reader's Guide to Periodical Literature, Art Index, Applied Science & Technology Index, Engineering Index, and the Architectural Index. Architectural Record is a McGraw-Hill publication, published monthly, except May, when semi-monthly, by McGraw-Hill Publications, a division of McGraw-Hill, Inc., 330 West 42nd Street, New York, New York 10036. James H. McGraw (1860-1948), Founder.

EXECUTIVE, EDITORIAL, CIRCULATION AND ADVERTISING OFFICES: 330 West 42nd Street, New York, New York 10036. Western Editorial Office: 255 California Street, San Francisco, California 94111. PUBLICATION OFFICE: 1500 Eckington Place, N.E., Washington, D.C. 20002; second-class postage paid at Washington, D.C.

OFFICERS OF McGRAW-HILL PUBLICATIONS: Joseph H. Allen, president; J. Elton Tuohig, executive vice president; Robert F. Marshall, senior vice president-operations; vice presidents: John R. Callahan, editorial; Paul F. Cowie, circulation; John R. Emery, administration; John M. Holden, marketing; David G. Jensen, manufacturing; Jerome D. Luntz, planning & development; Robert M. Wilhelmy, controller.

CORPORATION OFFICERS: Shelton Fisher, president and chief executive officer; John L. McGraw, chairman; Robert E. Slaughter, executive vice president; Daniel F. Crowley, Donald C. McGraw, Jr., Bayard E. Sawyer, senior vice presidents; John J. Cooke, vice president and secretary; Gordon W. McKinley, vice president and treasurer.

Every effort will be made to return material submitted for possible publication (if accompanied by stamped, addressed envelope), but the editors and the corporation will not be responsible for loss or damage.

SUBSCRIPTIONS: Available only by paid subscription. Publisher reserves the right to refuse non-qualified subscriptions. Subscriptions solicited only from architects and engineers. Position, firm connection, and type of firm must be indicated on subscription orders forwarded to Fulfillment Manager, Architectural Record, P.O. Box 430, Hightstown, New Jersey 08520. Subscription prices: U.S., Possessions and Canada: \$6.60 per year; other countries, to those who by title are architects and engineers, \$15.00 per year. Subscription from all others outside U.S., U.S. Possessions and Canada, \$24 per year. Subscription includes 12 monthly issues and mid-May "Record Houses" issue. Single copy price: \$2.00.

SUBSCRIBERS: Address change of address notice, correspondence regarding subscription service or subscription orders to Fulfillment Manager, Architectural Record, P.O. Box 430, Hightstown, New Jersey 08520. Change of address notices should be sent promptly; provide old as well as new address; include zip code or postal zone number if any. If possible, attach address label from recent issue. Please allow one month for change of address to become effective.

UNCONDITIONAL GUARANTEE: The publisher, upon written request, agrees to refund the part of the subscription price applying to the remaining unfilled portion of the subscription if service is unsatisfactory.

OTHER McGRAW-HILL SERVICES TO THE BUILDING AND CONSTRUCTION INDUSTRY: College and University Business—Construction Methods and Equipment—Daily Construction Reports (Los Angeles)—Dodge Building Costs Services—Dodge Construction News (Chicago, Denver, San Francisco)—Dodge Construction Statistics—Dodge Reports—Dodge Spec-Fax—Engineering News-Record—Hospital Purchasing File—House & Home—House & Home Planners' Digest—Management Control Service—Modern Hospital—Modern Nursing Home—Nation's Schools—Sweet's Construction Catalog Systems—Sweet's Canadian Construction Catalogue Services—Sweet's information and Library Centers—Sweet's Microfilm Systems.





LAKE POINT TOWER, Chicago, Illinois/Architect: Schipporeit-Heinrich/ General Contractor: Crane Construction Co./Glazing Sub-Contractor: National-Hamilton, Div. of Bienenfeld Glass Corp.  
1" Polarpane glazing manufactured by Polarpane Corporation

## Glaverbel Bronze...Outfaces the sun!

Glaverbel Bronze drawn sheet glass is magnificent in appearance, practical in application. Like other Glaverbel window glass, it has greater surface regularity, fewer defects. But even more—it *controls the sun*, by filtering solar light and heat! Prevents eyestrain, subdues reflected light; temperature control systems work more efficiently, more economically, the year round. And Glaverbel Bronze provides unusually attractive decorative effects for *interiors* as well!

# Glaverbel

For additional information, please contact:  
GLAVERBEL (USA) INC. EMPIRE STATE BUILDING  
350 FIFTH AVENUE, NEW YORK, N. Y. 10001

DRAWN SHEET GLASS / TINTED GLASS / CAST GLASS / FLOATED PLATE GLASS  
ENAMELED GLASS / DIFFUSE GLASS / DIFFUSE NON-REFLECTING GLASS

See Sweet's Architectural File 4a/GL



Credits: The Publix Market, Hollywood, Fla.; Architect: Charles N. Johnson; Gen. Contractor: Frank J. Rooney Co.; Terrazzo Contractor: Hollywood Tile and Terrazzo Co.

## The biggest bargain in this store is the floor *...it's Portland Cement Terrazzo*

The best floor you can put in any building will have four advantages:  
 1. It will last the life of the building. 2. It will be sensible in initial cost.  
 3. It will be beautiful—and it will remain so. 4. It will be simple and  
 inexpensive to keep clean. Only when a floor offers all this can it be consid-  
 ered successful—and economical. No floor meets all these standards as  
 capably as Portland Cement Terrazzo. Consult your terrazzo contractor.

**Trinity  
 White**

PORTLAND CEMENT



A PRODUCT OF GENERAL PORTLAND CEMENT COMPANY  
 Offices: Chicago • Dallas • Houston • Tampa • Miami • Chattanooga • Fort Wayne • Kansas City, Kan. • Fredonia, Kan. • Oklahoma City • Los Angeles

For more data, circle 5 on inquiry card

◆ For more data, circle 4 on inquiry card

## An innovator, some administrators, some homework, and some hopes

During the campaign, I had the nervous notion that Mr. Nixon was not really interested and involved in the problems of our cities in particular and our environment in general. At least he didn't talk much about them. But his decision, once elected, to establish a Cabinet-level Council on Urban Affairs (similar in organization and, one hopes, soon equal in influence to the National Security Council) is just great for openers.

Another most encouraging sign, in my view, is the appointment of Daniel Patrick Moynihan to head the new Council. Dr. Moynihan was heavily involved in the development of the Great Society ideas, has been an articulate and biting critic of many Federal programs, is a thoughtful student of today's racial revolution, and has spoken often about the present need to rethink the whole problem of the urban crisis, to re-establish our goals. Moynihan seems handsomely qualified to do the rethinking that is quite appropriate and highly desirable by a new Administration. And, happily, as head of the new Council, he will apparently be in a strong position at least to try to coordinate (or get the President to coordinate) the overlapping and sometimes competing interests of HUD; Health, Education and Welfare; and the Department of Transportation. I would also hope that any such inter-Departmental cooperation and conferring might at least sometimes include the new Secretary of the Interior, a post which lately (i.e., under Stewart Udall) has expanded far beyond its traditional interests into a position with enormous influence in the conservation and development of all of our natural resources in all parts of the country.

The most interesting combination of new appointments is the one most closely

related to architects and city rebuilding: Moynihan and Governor Romney. If in fact they do work together, it will be an interesting team of innovator and administrator.

It's reasonable, as noted above, to guess that Moynihan might lead the rethinking of the whole urban problem, and that Romney's strongest contribution—and what a dream contribution it could be—would be as an executive and administrator to start getting things built. I'm not one to have any kind of simple-minded faith that an executive, no matter how good he is and how much he cares—and Romney is obviously a first-rank executive with a strong personal orientation to the needs of people—can straighten out and put on a "business-like basis" any organization as complex as HUD. But I at least am going to start the new year and the new broom off with the earnest hope that Secretary Romney can untangle the complex of available housing and development programs and/or suggest new and more effective ones, get them funded (that would be a new idea) and then get things built. I'm not predicting . . . I'm just hoping.


Of the new HEW Secretary Robert Finch, the new DOT Secretary Volpe, and the new Interior Secretary Hickel, I don't know any more than I read in the paper. One could get nervous about Volpe's background as a heavy construction man (like roadbuilder) before he became Massachusetts governor, or Hickel's history of being more on the side of development (exploitation?) of natural resources than their conservation as governor of Alaska. We can hope their their new jobs will broaden their viewpoints to the breadth of the problem.

Before the new government starts forward, I'd urge them to take one look back

into a just-published, 304-page book entitled "From Sea to Shining Sea, A Report on the American Environment". It was produced by the President's Council on Recreation and Natural Beauty, Hubert H. Humphrey, chairman. In his letter of transmittal to President Johnson, the Vice-President writes: This report . . . has several major objectives. One is to outline progress in environmental improvement programs since the 1965 White House Conference on Natural Beauty. Another is to present proposals and recommendations which will stimulate Federal, state, local, and private action to further enhance the quality of our environment and the beauty of our Nation. A third objective is to present a guide for action by local officials, professional men and women, citizen groups of many kinds, and individuals." The book, which concerns itself with the environment not just of urban areas, but the countryside, is well done, moving, imaginative, down-to-earth, and specific and evocative in its proposals for future action. It would be good homework for new Cabinet members (and architects, who can get a copy from the Superintendent of Documents, U. S. Government Printing Office, Washington, D. C. 20402; \$2.50).

Which leads to a final thought as the Nixon Administration begins. The administrations of both Presidents Kennedy and Johnson were marked by a strong emphasis on the quality of what was built. For example: Kennedy's directive that the design of all Federal buildings should "embody the finest contemporary American architectural thought" has had a brilliant and revolutionary effect, especially on buildings commissioned by General Services Administration. Secretary Weaver's efforts to raise the quality of housing design were most impressive. And Stewart Udall's writings and most of his actions were in the direction of a new standard of environmental quality. One hopes that the new Secretaries can manage not only to "get things done" but to maintain and perhaps raise the standards of quality their predecessors worked for.

—Walter F. Wagner Jr.



“Hold it—obsolete!”

### About the new size of the RECORD

As I trust you have noticed by now, the page size of the RECORD is increased, beginning with this issue, about 3/8 inch in both directions to 9 x 12 inches. Thus is triumphantly won for us a campaign that the editors of all magazines with lots of pictorial material wage with their publishers (price of paper and all that). We asked our new publisher Blake Hughes for this extra page size for three reasons: 1) We think that the slightly larger page width lets us use many of our photographs (and especially the color photographs) much more effectively. 2) We feel that the extra area will let us enlarge our drawings significantly, and that in turn enable us to add detail and/or clarity. And 3) the little extra width gives us a great deal more flexibility in page design.

For instance, there is now enough width to use a five-column layout for some text pieces. The Issues in Architecture article beginning on page 127, for example, is laid out on a five-column module. The text columns are each two modules wide, the little quotes along the side are one module wide.

Faithful filers of RECORD material will be relieved to know that the new page size files neatly in the same file folders; and the new size fits a broad range of brief and attache cases for the businessman types.

At any rate, we hope you agree with our decision and await your opinion.

### “It is the user that should be the architect’s client . . .”

Rex Allen, first vice-president of A.I.A., made a fine speech to the Houston Rotary Club last month. He said some things worth thinking about as we enter a new era of city rebuilding. He quoted Whitney Young’s now-famous Portland speech: “We are not at a loss in our society for the know-how. We have the technology. We have the re-

sources. We are at a loss for the will. The crisis is not in our cities, the crisis is in our hearts, the kind of human beings we are.” And Allen went on from there: “This is the true cause of the urban crisis. . . . Each of us can make his own particular contribution either as a citizen or a specialized professional. The architect, for example, by his training sees physical problems, and should through his technical training be capable of providing imaginative solutions, not to just individual buildings, but to the entire urban environment.

“Architects have much more to contribute than blueprints or imaginative dreams. Their object is not to destroy and rebuild but rather to preserve patterns of living that have validity for the community and for new areas that have been allowed to deteriorate. The architect’s major contribution may well be the very basic one of understanding the *user’s needs*, and insofar as these needs can be met by things that man can build, satisfying them.

“One of the most interesting developments of recent years is the realization that the owner and the user are not necessarily the same person. It is the user who should be the architect’s client and it is the user’s needs that the architect should interpret to the owner.”

And that, new Secretary of Housing and Urban Development and state officials everywhere, is a notion worth remembering. Mayors know it well. It is quite a lot of extra trouble to invite into the planning picture the user (i.e., in our cities, militant slum dwellers intent on demanding what they consider to be their rights). But that’s the way it is these new hard days.

### “. . . but no real suburbs have been built either”

While releasing the draft of the Regional Plan Association’s “Second Regional Plan,” C. McKim Norton, president of RPA, noted

that “Everyone recognizes that the quality of life in the older cities has declined so that there are few city areas where people really want to live. What has escaped observers is that no real suburbs have been built in the area for 10 or 15 years, either.

“Instead we have been wrapping Los Angeles around New York—building ‘spread city,’ a new urban form. It is a city cut into small pieces and scattered rather aimlessly across the landscape—heedless both of nature on the one hand and the purpose of cities on the other.”

### On flowers and comprehensive planning

The introduction of “From Sea to Shining Sea, A Report on the American Environment” is illustrated by a perfectly beautiful set of pictures, each captioned with a number of quotations. Like this one by Russell E. Train, president of The Conservation Foundation: “The planting of flowers to brighten the heart of a city may not accomplish an environmental revolution, but it may well lead to a new awareness of their surroundings on the part of many members of the public. Flowers can lead to trees, and trees to public parks, and parks to comprehensive planning programs.”


As I said on the previous page, I wish you’d get a copy of the book and read it. It says a lot of things I wish I’d said, and you’ll wish you’d said. Superintendent of Documents. \$2.50.

### A mean thought about Turnkey

It probably isn’t true, but it was suggested to me the other day that the real reason HUD invented its controversial Turnkey scheme was to give itself a way around its own administrative and approval bottlenecks. That couldn’t be true, could it?

—W.W.

# Lennox presents



Francis J. White Learning Center, Woodlake, California. Architect/Engineer: Moring & Hayslett. Roof treatment completely conceals Lennox rooftop equipment.

## the case for the air conditioned school

Today, one out of every two new educational buildings is being air conditioned. The figure varies geographically. In southern states, seven out of ten schools are being air conditioned. In New England, three out of ten.

And the cost varies. The John H. Glenn Junior High School, San Angelo, Texas, was air conditioned—heating/cooling/ventilating—at \$1.35 per square foot for the 100,908 square feet. Equipment used was the Lennox Direct Multi-zone Rooftop System (DMS). Archi-

tect: Donald R. Goss Associates. Engineer: Cowan, Love & Jackson, Inc.

By way of comparison, a hot-water/chilled-water system for the same school was bid at \$1.88 per square foot.

The cost is modest in any event. A figure of \$2.00 per square foot for heating/cooling/ventilating, over a 20-year lifetime, represents less than 1/10 of 1% of the total annual educational cost for an average elementary school.

Does air conditioning truly pro-

vide a better climate for learning? Research and history are proving that it does. Studies conducted by the University of Iowa show that in addition to the obvious increase in comfort, good thermal environment aids learning to an important and measurable degree. Studies are available on request.\*

There are other important reasons for air conditioning a school. For example: freedom of design offered by complete environmental control. Freedom from the need for natural, window ventilation.

*Continued . . .*

*For more data, circle 6 on inquiry card*



The low-profile Lennox DMS poses only a minimal screening problem. Example: The "pods" atop the William E. Orr Junior High School, Las Vegas, Nevada. Each conceals up to three DMS units. Architect: Zick and Sharp, in association with Shaver & Co. Engineer: Marvin Shafer.

*Continued . . .*

## the case for the air conditioned school

And through the Lennox DMS rooftop units, with flexible ducts, there is the freedom to move walls, or add them, or eliminate them. And because this is a unitary system, as the building grows, you simply add new units.

Because the Lennox multizone system provides such flexibility in thermal control, it offers exceptional freedom of design, occupancy or change. The system can heat one zone while cooling another. It can, if needed, provide a 100% air change. Thus, the system allows for great variation in occupancy, activity, and

orientation—as they affect heat gain or loss.

Schools, even in the northern states, tend to need more hours of cooling than heating. This is due to high occupancy, high activity levels, and high heat generation at school age. During cool weather, this cooling demand imposes little cost. A modern multizone system like Lennox will cool free at any outdoor temperature below 57° F.


Many factors beyond human comfort justify the modest cost of air conditioning: The summer use of the educational plant. The reduced

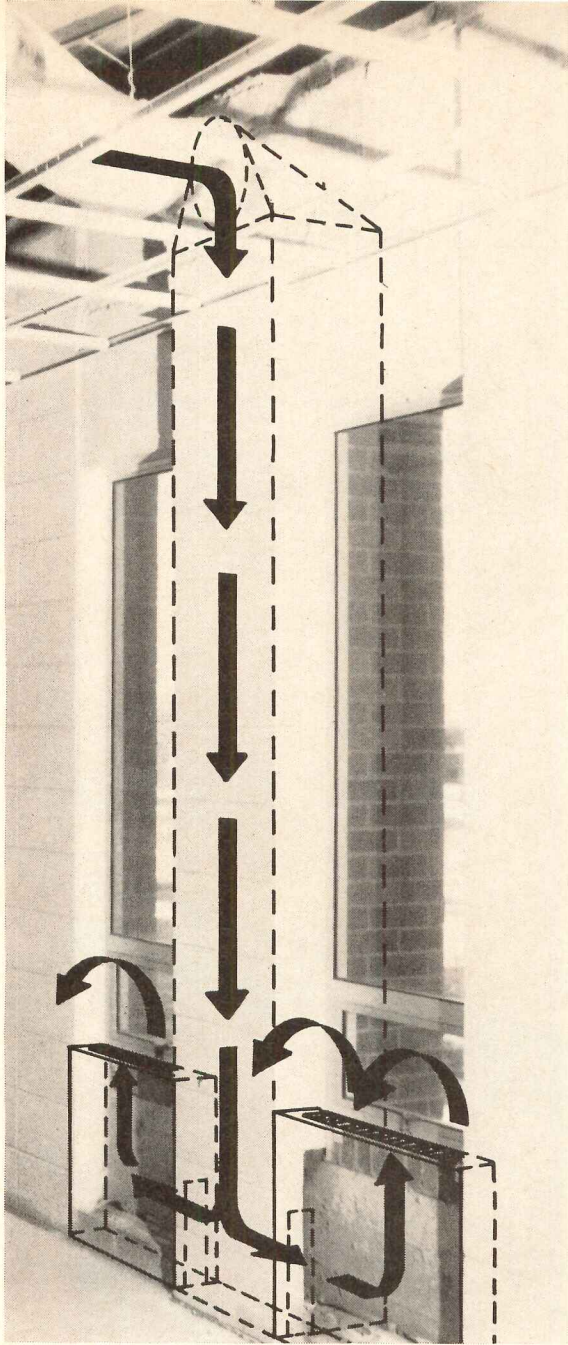
depreciation of the building. The increased occupancy permissible. The increased capacity of the students to absorb information, thus increasing teaching efficiency.

We have many case studies showing cost comparisons and design and installation data, for schools in differing climate zones. These are available on request. Write Lennox Industries Inc., 336 S. 12th Avenue, Marshalltown, Iowa 50158.


\*Reports available: "Education, Children and Comfort" and "The Effect of Thermal Environment on Learning."

Movable walls, heart of education's new "flexibility" concept, are made possible at Bertha Ronzone Elementary School, Las Vegas, Nevada, by rooftop mounting and flexible ducts which eliminate fixed, wall-oriented ducts, pipes, registers, unit ventilators. Architect: Julius Gabriele, A.I.A.

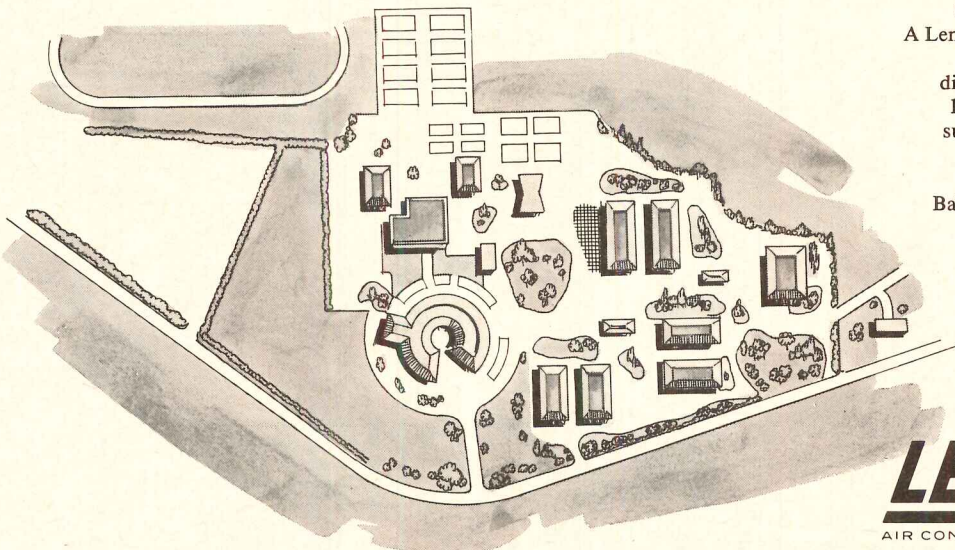




An outside design temperature of  $-25^{\circ}\text{F}$  at Watertown, South Dakota, made it desirable to have perimeter distribution of heat in the Watertown Vocational-Technical School. This was achieved by ducting some 20% of supply air down pilasters into wall ducts. Balance of air was supplied by ceiling ducts. Architects: Harold Spitznagel & Associates; Pope and Robel. Engineer: Harold Spitznagel & Associates.



For heating and ventilating, Barrington Middle School, Barrington, Illinois, chose Lennox DMS units—without cooling—but is adding air conditioning capability one unit at a time. Architect: Cone and Dornbusch, A.I.A. Engineer: The Engineer Collaborative.



Campus layout for Mission Viejo High School, Mission Viejo, California. A Lennox Direct Multizone System was selected here in preference to the district central system, which such a layout—in the past—has commonly suggested. The per-square-foot cost for Lennox heating/cooling/ventilating: \$2.19. Architect: Balch-Hutchason-Perkins. Engineer: Kelly-Stewart-Goldstein.



**LENNOX**  
AIR CONDITIONING • HEATING

For more data, circle 6 on inquiry card


**It had to be more  
than aluminum.  
It had to be Alcoa.**

At the exciting Lake Point Tower apartments in Chicago, Alcoa was on the scene right from the planning stages. The challenge: to work with the architect who was designing the world's largest integrated wall system. The result: total climate control integrated into the very skin of the 70-story building. Alcoa supplied technical assistance, supported by unequalled research facilities, on alloys and

finishes. These were the architect's tools in developing an esthetically pleasing, yet exceptionally functional wall system. **(A)** A unit similar to the schematic shown below provides natural ventilation in each of the 900 apartments. Another spandrel unit houses heating and air conditioning. But this is only part of the story. In order to speed construction and reduce man-hours, the architect

**Change for the better with  
Alcoa Aluminum**

 **ALCOA**





and fabricator developed components that would fit together on site. Result: one floor of wall system was completed every *three* days. Proof that Alcoa has the know-how to work with architects and fabricators to make aluminum work for them. **(B)** Lake Point Tower is a thing of beauty. The aluminum components feature Alcoa® Duranodic\* 300 finish in medium bronze tones. And the rich Duranodic color is an


integral part of the metal. This means corrosion and abrasion resistance is multiplied. Duranodic needs less maintenance, yet its original color and beauty last and last.

Get together with Alcoa early in the planning stages. Alcoa has the proven capability to work with you from concept to conclusion. And, as at Lake Point Tower, Alcoa stands ready to supply you with a

whole lot more than aluminum. Put Alcoa to work for you. Call your local Alcoa sales office, and talk to Alcoa at the talking tissue stage.

\*Trade Name of Aluminum Company of America.

Architect: Schipporeit-Heinrich, Inc.  
Developer: Hartnett-Shaw & Assoc./Fluor Properties Inc.  
General Contractor: Crane Construction Co., Inc., Aluminum Fabricator: Cupples Products Div., H. H. Robertson Co.



Cotswold by Brian Yale; selected from designs submitted by Students of the Royal College of Art, London



## Pilkington Patterned Glasses put a new dimension into design.

Pilkington patterned glasses are as up-to-date as the newest design ideas. Pilkington exclusive patterns, like Cotswold seen here, have been specially designed to

match the modern idiom in interior design. For details of the full Pilkington range, both exclusive and standard patterns, write to our U.S. representative: Mr. J. Baldry, Pilkington Brothers (Canada) Limited, 55 Eglinton Avenue East, Toronto 12, Canada.

**PILKINGTON  
GLASS**

*For more data, circle 7 on inquiry card*

# The fearless carpet. It costs about the same as tile.



That's the cost of the carpet. When you figure installation and maintenance Ludlow's new indoor/outdoor carpet costs a lot less.

It's a lot easier to maintain than tile. No waxing or polishing. Most common stains can be removed with mild detergent or cleaner. And it was made to work in areas where you'd normally select hard floor covering because of cost, heavy traffic or weather.

It comes in two fibers; Dow-Badische's Weatherbright™ acrylic fiber blend or 100% olefin. Both of them stand up to just about anything. They're fearless, indoors or outdoors.

Ludlow indoor/outdoor carpet passed the U.S. Government's Hill Burton Tunnel Test for flammability with flying colors. The 100% olefin sample showed a flame spread rating of 70. The acrylic fiber blend sample

showed a flame spread rating of 44. Any rating below 75 is considered more than satisfactory.

Ludlow's indoor/outdoor carpet won't rot or mildew, stretch or shrink, ravel or curl; is completely non-allergenic, and insect proof.

So you needn't worry about using it on any floors where you want the acoustic, insulative and design advantages of carpet. Hallways. Entrances. Reception rooms. Offices. Stores. Theatres. Schools. Hospitals. You name it. It goes there unafraid.

The range of colors, patterns and textures is big and beautiful. We made it for outdoor use. But designed it for indoor use.

It also comes backed with high-density foam rubber at little extra cost. Or Ludlow can supply quality carpet cushion from the most extensive line in the business.

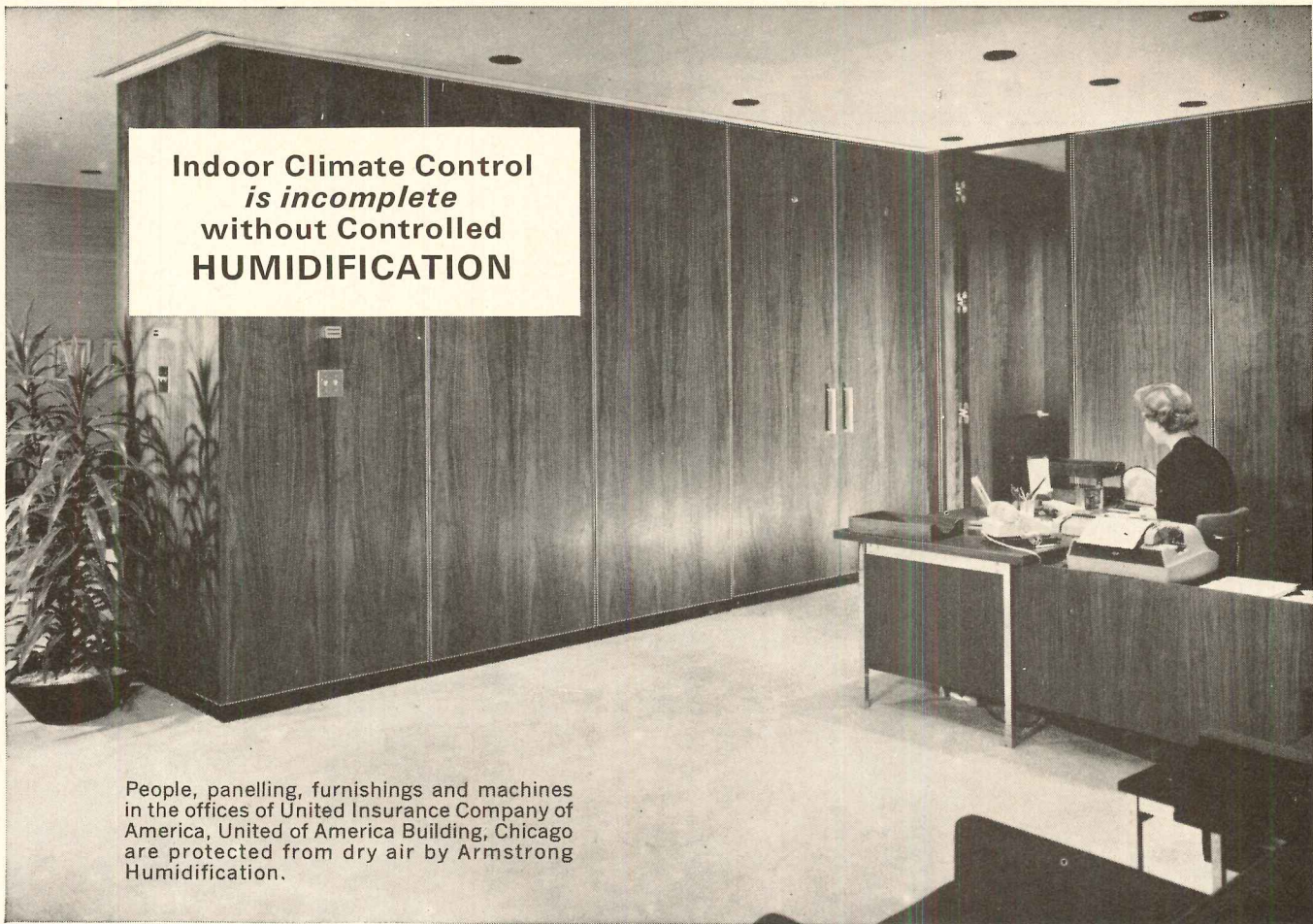


So if money or practicality have been keeping you from specifying carpet in any situation, you've just lost your two reasons.

You needn't be afraid of specifying Ludlow indoor/outdoor carpet because it isn't afraid of anything, including tile.

## New Ludlow Indoor/Outdoor Carpet.

For specifications, samples, recent installations write: Ludlow Corporation,  
Floor Covering Division, Dept. C, 295 Fifth Avenue, New York, N.Y. 10013.



**Indoor Climate Control  
is incomplete  
without Controlled  
HUMIDIFICATION**


People, panelling, furnishings and machines in the offices of United Insurance Company of America, United of America Building, Chicago are protected from dry air by Armstrong Humidification.

## Specify Armstrong "Dry Steam" Humidifiers for effective, economical, trouble-free humidification

- ... to maintain the most desirable standards of winter-time comfort
- ... to reduce static electricity annoyance for people and machines
- ... to help protect wood panelling and furniture and other furnishings from the effects of dry air

A heating system provides only half of true winter air conditioning if it doesn't provide humidification. When cold outside air is brought in and heated it gets dry, very dry . . . much too dry for human comfort . . . much too dry for efficient operation of business machines . . . much too dry for long life of wood, carpeting and fabrics.


The answer is simple—and effective—with Armstrong "Dry Steam" humidification as proved by thousands of successful installations. Your Armstrong Representative will be pleased to give you full information.



### ARMSTRONG HUMIDIFICATION

**ARMSTRONG MACHINE WORKS**

8576 Maple Street, Three Rivers, Michigan 49093  
Manufacturers of Armstrong Steam Traps



Steam supply is metered in the humidifier body and liquid moisture removed. The steam jacketed distribution manifold assures that steam will be discharged into the air without drip and further assures that the steam will be uniformly distributed in the air flow.

#### WRITE FOR THESE BULLETINS



The Armstrong Humidification Book presents 28 pages on operation, selection and installation of Armstrong Humidifiers.



Office Building Humidification reprint tells how one of the nations' most modern buildings uses Armstrong Humidification.

For more data, circle 9 on inquiry card

# "Behavior Clinic"

## for Open Web Steel Joists

How will a steel joist of new design behave under actual load conditions? What type of bridging produces the greatest lateral stability? How can high strength steels be used to best advantage in open web steel joists?

The Steel Joist Institute has been answering questions like these for almost 40 years, with an ongoing program of research, development and testing. The Institute uses some of the finest facilities and best technical brains in the country in its continuing efforts to upgrade the design and performance of open web steel joists.

Shown here is a case in point. In the excellently-equipped engineering laboratory of Washington University, St. Louis, load tests compare the behavior of various types of shear members on composite joists. Data from these and other tests constantly increase the sum total of knowledge about steel joists... help architects and builders in their constant quest for better materials and methods for today's construction practices.




### STEEL JOIST INSTITUTE

DuPont Circle Bldg.

Washington, D.C. 20036

Write today for a free copy of the Steel Joist Institute's 1969 Edition, Standard Specifications and Load Tables.


6807



# HILLYARD


## FLOOR TREATMENTS

Used in America's  
Newest, Most  
Modern Buildings



*Campus type New Trier Township High School-West at Northfield, Illinois. Architects: The Perkins & Will Partnership, Chicago, White Plains, N.Y., and Washington, D.C.; and the Architects Collaborative, Cambridge, Mass.*

Hillyard TROPHY, the finish of champions, was chosen for the New Trier high school gymnasiums. Trophy forms a hard, smooth, slip-resistant surface that offers unprecedented wearability, beauty and ease of maintenance, even when subjected to the abuse of multiple use. It preserves the natural beauty of the wood with a no-glare sheen.



### ADD THIS SPECIFICATIONS MANUAL TO YOUR REFERENCE FILE



It contains: a Sweets Architectural Catalog; Spec-Data® Sheets on seven widely specified products, and a floor treatment folder (long form) for every type of floor (includes short specification and long step by step form for contractors).

Each copy of the ring binder is numbered and will be kept up to date. Write for your copy on your own letterhead.

Hillyard architectural consultants are located in principal cities. Each is trained to recommend proper, approved treatment for floors you are specifying, and to supervise application procedures at job sites. A call or letter will bring one to your office promptly.

**HILLYARD**  
FLOOR TREATMENTS

ST. JOSEPH, MISSOURI U.S.A.  
Totowa, N.J. San Jose, Calif.  
Dallas, Tex.  
IN CANADA: Calgary, Alberta  
Sarnia, Ontario



SINCE 1907

*The most widely recommended and approved treatments for every surface*

For more data, circle 11 on inquiry card

# Don't take our word that Lyon is the quietest!



Come in and see for yourself how elegant steel can sound! Close a drawer. The quiet you hear is the sound of elegance, as it moves effortlessly on smooth DuPont Delrin™ glides, while rubber bumpers and double walls soak up the sound. Pound the desk top. It has the quiet strength of two layers of steel. Thump the back and end panels. More sound deadeners! Try the exclusive Lyon "lock-in-top" which controls *all* drawers. Take your choice of 9 lustrous 100% acrylic finishes. Study the crisp, straight-line beauty. It all adds up to quiet strength—with flair! Quiet-test it at your Lyon dealer!

LYON METAL PRODUCTS, Inc.  
151 Monroe Ave., Aurora, Ill. 60507

- I'd like the name of my nearest dealer  
 Send my free copy of your full color brochure

Name \_\_\_\_\_

Address \_\_\_\_\_

City \_\_\_\_\_ State \_\_\_\_\_ Zip \_\_\_\_\_

## See for yourself!

**LYON** OFFICE  
FURNITURE

Showrooms: New York, Los Angeles, Boston, Aurora, Ill.

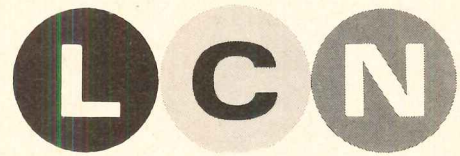
For more data, circle 12 on inquiry card

# At fifty below "x" can't be an unknown


The temperature sometimes drops to fifty below at the University of Alaska in Fairbanks. When it does, it is imperative that their door closers work and work right. LCN "Smoothees" are doing the job.

The hydraulic fluid LCN uses is called "X" Liquid but it is not an unknown quantity. It maintains its fluidity at all temperature extremes; keeps LCN Closers operating as smoothly in Fairbanks as they do in Florida. "X" Liquid in itself could be reason enough for specifying "Smoothees." Add good looks, superb engineering, simple installation. It all adds up to the surface-mounted closer favored by architects and owners alike. Look up LCN in Sweet's. Or write: LCN Closers, Princeton, Illinois 61356.


*For more data, circle 13 on inquiry card*



**DOOR CLOSERS**



The LCN Smoothee®, chosen by architects Crittenden, Cassetta, Wirum & Jacobs for University Commons, University of Alaska, Fairbanks.





# Marlite answers the Burning Question.

**“How can we meet building codes for fire safety and still have beautiful, low-maintenance walls?”**

## Answer: New Marlite Fire-Test Panels

Walls in any building can have fire safety and beauty, too—with new Marlite Fire-Test Panels. These fire-retardant panels are impregnated under pressure to retard flame spread. Fuel contribution is negligible and these panels greatly reduce the smoke of a fire.


### All the benefits of Marlite

Marlite Fire-Test Panels give you the soilproof beauty and durability of regular Marlite, the famous plastic-finished hardboard paneling that stays like new for years, wipes clean with a damp cloth.



### Tested and proved performance

Marlite Fire-Test Panels are certified by Underwriters' Laboratories, Inc., through exposure to the ASTM E84-61 Tunnel Test, standard for determining fire safety of building products. Choose from three tested flame-spread ratings: 25 or under, 50 or under, 75 or under.



### Fast, easy installation

Unlike many fire-retardant products, Marlite Fire-Test Panels go up fast without special preparation. They can be cut and fitted on site without losing their fire-retardant qualities. Non-hygroscopic, they remain dimensionally stable under normal conditions.

Send coupon below for complete details on new Marlite Fire-Test Panels—the answer to the Burning Question.



Available in a wide range of Marlite colors and woodgrains.

 **Marlite**<sup>®</sup>  
plastic-finished paneling

6831



FULL-COLOR LITERATURE ON MARLITE FIRE-TEST PANELS  
Send coupon for information and specifications to  
MARLITE DIVISION OF MASONITE CORPORATION  
Dept. 105, Dover, Ohio 44622

NAME \_\_\_\_\_

TITLE \_\_\_\_\_


FIRM \_\_\_\_\_

ADDRESS \_\_\_\_\_

CITY \_\_\_\_\_ STATE \_\_\_\_\_ ZIP \_\_\_\_\_

I am (please check one):  Architect  Designer  Builder  Building Manager


For more data, circle 14 on inquiry card




Planning an on-the-go office building? Specify a

# Recordlift

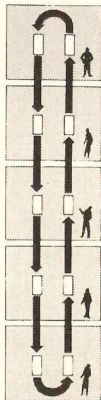
VERTICAL MAIL CONVEYOR BY



**Standard  
Conveyor**



Phoenix Mutual Life Insurance Co., Hartford, Conn. *Architect:* Harrison & Abramovitz. *Contractor:* George A. Fuller Co.




The ultra-modern office buildings seen here differ greatly in architectural style—yet they do have one thing in common to give them remarkable functional efficiency.

It's a STANDARD CONVEYOR *Recordlift* Vertical Mail Conveyor System, schematically illustrated at the left.

By providing fast, selective distribution of inter-floor mail and supplies, a *Recordlift* cuts operating costs by saving 100's of mailboy and messenger man-hours daily. Operation is completely automatic . . . all you do is load the container, set the address and *Recordlift* delivers. *Automatically.*

It's the *proven* way to solve office building distribution problems! Ideal for hospital use, too!

**Get details.** Write for new illustrated *Recordlift* Bulletin 153. Describes operation, shows various addressing systems, gives dimensional requirements. Standard Conveyor Company, 312-A Second St., North St. Paul, Minn. 55109.



Michigan Consolidated Gas, Detroit, Mich. *Architect:* Minoru Yamasaki — Smith, Hinchman & Grylls. *Contractor:* Bryant & Detwiler Co.



Northwestern National Life Insurance Company, Minneapolis, Minn. *Architect:* Minoru Yamasaki & Associates. *Contractor:* George A. Fuller Co.

For more data, circle 15 on inquiry card



Designs by Ving Smith, A. I. D.

# Have a wild idea in canvas!

Design with canvas and your imagination takes wing, while the cost stays happily down to earth. That's because standard hardware or welded pipe framing supplies all the structural support needed. The fabric is a sturdy weave of 100% cotton (8 to 15 ounces per yd. of 31" width) treated for mildew and water resistance to weather any outdoor job. No wonder there's so much happening in canvas. Canvas solves so many problems. Ask your local canvas products manufacturer.

CANVAS AWNING INSTITUTE  
(in cooperation with National Cotton Council and Cotton Producers Institute)  
P. O. Box 12287-a, Memphis, Tennessee 38112

For more data, circle 16 on inquiry card



## Modern Minuteman Security with **KINNEAR** ROLLING DOORS

always on guard against.....



**HIGH VELOCITY WINDS** — Designed to withstand minimum wind velocity of 88 m.p.h., and also available for higher wind velocities and with various Extra-TITE features.



**RAVAGES OF TIME AND ELEMENTS** — The triple protection of the steel curtain — 1¼ oz. per sq. ft. of zinc, plus Kinnear Paint Bond and primer — is extra armor against the elements.



**LOSS OF TIME, LABOR and MONEY** — Kinnear doors have overall economy. Prevents waste of time, labor and money from the day they're installed, and for the many following years of efficient operation.



**WASTING VALUED SPACE** — Kinnear doors save space — coiling compactly above the opening, no usable floor, wall or ceiling space inside or outside of the building is lost.



**BREAKING and ENTERING** — Today more important than ever to be one of the toughest barricades offered for industrial and commercial use to safeguard property.



**FIRE** — Built of steel, they will not burn and when closed will help prevent spread of fire. (If fire is a primary consideration, ask for details on Kinnear U/L Labeled Automatic Fire Doors.)



**HARD DAILY USE** — Upward coiling operation combined with the steel interlocking slat curtain and exceptionally rugged overall design insures more years of carefree usage — evidenced by 70-year service record.



**PARTS AVAILABILITY AT SERVICE TIME** — With a nationwide service organization backed up by Kinnear's "Registered" Life-Extension Plan, a damaged Kinnear door — regardless of age — can always be readily repaired.

Also manufacturers of Rolling Fire Doors, Rolling Grilles, Counter Shutters, Power Operators and Kinnear Overhead Doors.

Send TODAY for complete details

**KINNEAR CORPORATION**  
and Subsidiaries

1880-90 Fields Ave., Columbus, Ohio 43216

Factories:

Columbus, Ohio 43216 • San Francisco, Calif. 94124  
Centralia, Wash. 98531 • Toronto, Ont., Canada



Saving Ways in Doorways Since 1895

Offices & Representatives in All Principal Cities — listed in Yellow Pages under "Doors." Also see Sweet's!

For more data, circle 17 on inquiry card

# The Ultimate...

## In Classroom Cabinets

SYSTEMS **20**

Modular Components

Interchangeable  
Interiors

Choice of Bases  
Fixed or Movable

Plastic Fronts  
Colors and Woodgrain

Outstanding Hardware

Rugged Construction

**SCSD Schools in California,**

Florida School House Systems project and other schools demanding the ultimate in classroom cabinets know Systems 20 is in step with today's constantly changing educational needs.

We invite you to take a closer look at Systems 20, the latest development in EDUCATORS continuing effort to meet the needs of the educational community.

Write for literature today.



**Educators Manufacturing Company,**  
TACOMA, WASHINGTON 98401

For more data, circle 18 on inquiry card



*Recent Heugatile installation in the Office of the Dean of the School of Architecture at The University of Toronto.*

**When you make  
the world's only loose-laid,  
totally-interchangeable  
carpet squares, you can  
let beauty speak for itself.**

# Because there are things other than beauty to talk about.\*

- \* **INSTALLATION.** Heugatile carpet squares are loose-laid. They remain securely in place without adhesive, without tacking, and without underpad.
- \* **WEAR & TEAR.** As a chain is only as strong as its weakest link, conventional carpet lasts only as long as its heaviest traffic area. But Heugatile guarantees longer life two ways. First, Heugatile is more durable, more stain and burn resistant than most conventional carpeting. Second, Heugatile carpet squares can easily be rotated periodically from heavy-traffic areas to light-traffic areas to prevent the development of the wear patterns that ultimately ruin conventional carpeting.
- \* **SPILLS & DAMAGE.** Ordinary spills? No problem. If you spill something on your Heugatile carpet, simply pick up the carpet square and wash it off under the nearest faucet. Most foods and liquids that spell doom for conventional carpets can be washed off under lukewarm water with mild detergent. If a carpet square is permanently stained or damaged beyond repair—by acid, for instance—a single square can be replaced in seconds.
- \* **BURNS.** Are cigarette burns the death of your present carpet? Then you need Heugafelt, one of the three fine Heugatile carpet products. Heugafelt is *totally unaffected* by lighted cigarettes that might accidentally be dropped on it! Thus, Heugafelt is ideally suited for installations in hotels, motels, dormitories, retail stores, banks, and offices.
- \* **EXCELLENT ACOUSTICAL PROPERTIES.** Heugatile establishes an acoustical barrier that makes it ideal for use in work areas where noise is a problem.
- \* **GUARANTEE.** Heugatile carpet squares are *unconditionally guaranteed* to remain in place . . . *will not curl* . . . *will not buckle* . . . *will not shift* under foot, wheel, vacuum or cleaning machinery when installed according to the laying and maintenance manual. See Heugatile specifications in Sweet's 1969 Architectural and Interior Design Files.



## HEUGATILE®

... totally interchangeable loose-laid carpet squares

#### OFFICES

VAN HEUGTEN U.S.A. INC., 185 Sumner Avenue, Kenilworth, N. J. 07033 • (201) 245-3480  
VAN HEUGTEN U.S.A. INC., 2555 Nicholson St., San Leandro, Calif. 94578 • (415) 483-4720  
VAN HEUGTEN CANADA LTD., 107 Orfus Road, Toronto 19, Ontario, Canada • (416) 789-7546

#### SHOWROOMS

NEW YORK — 979 Third Ave., Decoration & Design Bldg. • (212) 355-2089  
LOS ANGELES — 516 West 4th Street, Santa Ana, Calif. • (714) 547-6413  
SAN FRANCISCO — 2555 Nicholson St., San Leandro, Calif. • (415) 483-4720

© 1969, VAN HEUGTEN U.S.A. INC.


For more data, circle 19 on inquiry card



Tishman-Gateway Center, Chicago's mammoth new office building complex, chose a site over AIR RIGHTS of the Union Station. To get the RIGHT AIR the Gateway Center chose Aerofin. Custom-made thermal efficiency is the routine job of Aerofin Coils. Advanced smooth-fin design of Aerofin Coils permits optimum heat-transfer capability and capacity in compact duct space—permits the use of high air velocities without excessive resistance. Aerofin performance data is true-rated. It's been that way for 45 years.



*Tishman-Gateway Center year-round thermal environment gets vital assistance from Aerofin Coils.*



Type CH Heating Coil

Type C Cooling Coils also used in complex

## AEROFIN Heat Transfer Coils INSTALLED

Skidmore, Owings & Merrill, Architect  
Economy Plumbing & Heating Co., Inc.,  
Mechanical Contractor  
Tishman Realty & Construction Co., Inc.,  
Builder/Owner

# AEROFIN CORPORATION

Lynchburg, Virginia 24505

Aerofin is sold only by manufacturers of fan system apparatus. List on request.

**AEROFIN OFFICES: Atlanta • Boston • Chicago • Cleveland • Dallas • New York • Philadelphia • San Francisco**





A Bally Walk-In . . . meets the challenge of mass feeding's growing needs. Today's kitchens demand the most modern equipment and advanced techniques. The emphasis is on fewer kitchen personnel . . . turning out more and better food . . . for a growing number of diners.

At the heart of these modern food preparation centers Bally prefab Walk-Ins, with an entirely new design concept, fill every critical refrigeration need.

Standard modular panels can be used to assemble any size or shape Bally prefab to fit available kitchen space. Four inch thick "foamed-in-place" urethane with remarkable insulating qualities suitable for temperature as low as minus 10°F, makes it possible to

convert a cooler to a freezer by a simple change of refrigeration equipment.

It's easy to enlarge a Bally Walk-In for growth requirements by adding additional sections . . . just as easy to disassemble it for relocation. Metal finishes range in choice from galvanized steel and patterned aluminum to high polish stainless steel.

Bally Walk-Ins are the accepted industry standard of high quality. Constructed with unique and advantageous features, they are designed to move forward with today's evolution in mass feeding.

Send to Bally Case and Cooler, Inc., Bally, Pennsylvania 19503 for free 32-page catalog and urethane wall sample.


# There's an evolution in the kitchen

For more data, circle 21 on inquiry card




© 1968, ALL RIGHTS RESERVED.


Address all correspondence to Dept. AR-1.



The idea started with computer rooms. Elaffor's vinyl plenum seal combined with Liskey-Aire modular air conditioning units gave highly effective under-floor cooling circulation while panels lifted out easily for instant access to utilities and cabling.



Now, see what it's done for a laboratory area. Electrical, water, gas, air, and drainage lines are completely concealed, yet completely accessible for repair or alterations. Lines can be brought up anywhere, even the middle of the room for full design freedom.



Lowered ceilings are a commonplace technique in renovation work. But here, they raised the floor. This avoids ripping out, provides an ultra-convenient place to run utilities. A simple way to even up different levels varying from inches to feet.



Elaffor provides ultimate flexibility for general office space. Utility and communications lines can be altered at a moment's notice, and with Liskey Space-maker Movable Partitions, office areas are equally flexible. Floor panels available in tile or plush nylon carpeting.

## Solve a design problem with Liskey Elaffor, the only complete elevated flooring system.

Only Liskey offers complete freedom of design. Three basic suspension systems . . . rigid grid, removable stringer, or stringerless. Three floor panels . . . die-formed steel, steel-clad/wood core, or extruded aluminum. No need to substitute or compromise, pick the system that best solves your problem.


See our section in SWEET'S or write for our AIA file of detailed specifications.




Elkridge Landing Road  
Friendship International Airport  
Baltimore, Maryland 21240  
Phone: 301/796-3300

For more data, circle 22 on inquiry card

# the Silencer.



Northwood Elementary School, Hilton, N.Y.  
Carpeting Contractor: Toby's Furniture & Interiors, Inc., Rochester 63, N.Y.  
Sargent, Webster, Cranshaw & Foley, Architects, Engineers, Planners



## *Allen* Rubber-Loc Carpet Cushion for unparalleled carpet protection plus superior sound absorption

In classrooms, libraries, offices, reception rooms, private homes, wherever silence is golden, put Allen Rubber Loc under the carpet.

Allen Rubber Loc aids in comfortable walking while adding more years to carpet life.

And Allen Rubber Loc quiets like no other cushion can. Recent tests by Geiger and Hamme, a leading sound laboratory, show that quality contract carpets installed over Rubber Loc have a higher NRC (noise reduction coefficient) than that same carpet over all-hair padding customarily selling at higher levels but having less cushioning weight per square yard. (And that goes also for the all-hair padding we make ourselves.) In fact, Rubber Loc installed with conventional carpet has a better NRC rating than "rubber backed" car-

pets or carpets installed with any other types of separate padding.

No wonder more and more architects and designers now specify carpets installed over heavy 56 ounce  $\frac{3}{8}$ " thick Allen Rubber Loc. Its patented rubberized waffled top and ribbed rubberized back enclose a shock absorbing blended hair and India Fiber center—secret of its exceptional effectiveness for maximum carpet protection and sound absorption.

This chart indicates results of the tests conducted by Geiger and Hamme. It compares the noise reduction coefficient (NRC) a measure of sound absorption, of carpet without padding; and the same carpeting over all hair and Rubber Loc carpet cushion. The higher the number, the greater the sound absorption. The evidence is clear. Allen Rubber Loc quiets best!


Type of Installation	Sound Absorption Coefficient at frequency of					Noise Reduction Coefficient
	125	250	500	1000	2000	
Contract Carpet over separate Rubber Loc Carpet cushion	.06	.26	.62	.91	.94	<b>.70</b>
Contract Carpet over All-Hair Carpet cushion	.06	.24	.56	.87	.95	<b>.65</b>
Contract Carpet without any cushion	.03	.09	.20	.47	.75	<b>.40</b>



*Allen Industries, Inc.*  
Detroit, Michigan 48207

For more data, circle 25 on inquiry card

# Space-Saving Designs in Stainless Steel Water Coolers!



Elkay offers fully recessed styling! No projections to block the passageway or take up valuable floor space! These gleaming coolers are quality built of 18 gauge (type 302) nickel-bearing stainless steel and have a deluxe LK-6K satin finish. Won't chip, crack, wear, or stain. Exclusive stream-splitter basin is splash-resistant. Sound dampened on underside. Delivers 9.5 gallons of 50° chilled water per hour when ambient and inlet water temperature is 80° F.


Measures 22" wide, 55" high and 12½" deep. Provides ample head room. Front grill available in stainless steel, laminated charcoal vinyl, or prime coated steel. Wide choice of models in Elkay's complete line. Write for Catalog DFC-2 or see our listing in Sweet's Architectural File. Elkay Manufacturing Company, 2700 S. 17th Avenue, Broadview, Illinois 60153.

**Easy to Install!**  
**Easy to Service!**

Front grill removes with the turn of 3 screws. Self-contained cooling unit requires two plumbing connections and an electrical connection. Easily removed without disturbing drain.



©1968 EMC

see our catalog in Sweet's 

For more data, circle 26 on inquiry card

## News in brief

**President-elect Nixon's creation of a Cabinet-level Council on Urban Affairs** and his appointment of Daniel Patrick Moynihan as its principal staff officer seem to suggest that Mr. Nixon is planning to move sharply against the crisis of the cities. See next page and page 9.

**A plan to revive cities**, to "resume the building of suburbs," and to give everyone in the New York region a choice between city and suburban living has been issued by the Regional Plan Association. The plan involves building up existing outlying towns—twenty-four in all—to form a more decentralized urban complex within which a suburban fabric can grow. See next page.

**Business predictions for 1969 vary from cautious optimism to substantial gloom** according to the source as revealed in reports from five forecasters. See page 69.

**Unionization of architectural and engineering professional offices was viewed with alarm** at a December conclave of representatives from seven associations including A.I.A. and CEC. Alternates—through enlightened employee relations—were emphasized. See page 69.

**The newest development concerning the A.I.A. National Headquarters Building** is the appointment of a committee of eight architects to serve with Max O. Urbahn to select an architect to design the building. Rex W. Allen, Edward Bassett, Romaldo Giurgola, Harold Haag, Morris Ketchum, Willis Mills, I.M. Pei, and Philip Will are to serve on the committee.

**A.I.A. Document A-201 has been adapted for Federal contract requirements regarding minimum wages** and equal opportunity for the special use of the U.S. Office of Education. Other Federal departments may also use the adapted form. See page 70.

**Aluminum Company of America has formed a new corporation** to provide low-rent housing on a national scale for families and elderly persons with limited incomes. The Alcoa subsidiary, the Housing Corporation of America, will join with local and Federal authorities to produce housing within the Turnkey Program.

**The Army Corps of Engineers is in the process of creating a new Construction Engineering Laboratory** which will be the government's most advanced center for construction research. See next page.

**Product information may become more readily accessible** if the new film-and-paper library set up at the New York office of Skidmore, Owings and Merrill with the collaboration of Sweet's Construction Catalog Services passes a shake-down trial run over the next several months. See page 70.

**Architect Wilhelm Holzbauer of Vienna, Austria has won the Amsterdam City Hall Competition.** Second prize went to Bernado Winkler, Friedrich Hahmann, and Hanna Hahmann of Starnberg, Germany. J. H. Maisonneuve and Eva Karczewska of Paris, along with Jan Karczewski and Andrzej Kozielski of Warsaw, won third prize. Other participants of the limited competition were: Adrian Meyer, H. Fuhrmann, Urs Burkard, Marc Funk, all of Baden, Switzerland; Jose Moneo of Madrid; and Fairfield and Dubois of Toronto, Canada.

**The 19th International Design Conference in Aspen, Colorado**, will be held June 15-20, 1969. Co-chairmen are graphic designers Ivan Chermayeff and Henry Wolf.

**A time-lapse movie camera aimed at a retail-office-hotel site** in Springfield, Massachusetts, is exposing four frames of film a day and will do so throughout construction—in effect reducing years to minutes in a film to be released in 1972 as a guide for similar projects.

## Moynihan's appointment may indicate an action approach to urban ills

The creation of a National Council for Urban Affairs, and the appointment of Daniel P. Moynihan, considered one of the nation's most imaginative social thinkers, to head it, is expected to reassure skeptics of President-elect Nixon's campaign pledge to tackle seriously the explosive problems of the big cities.

By choosing the 41-year-old scholar, Nixon also completed his long-promised gesture to the liberals. Dr. Moynihan, presently the director of the Joint Center

for Urban Studies at Harvard and M.I.T., will probably be the new administration's most visible Democrat.

Although technically Nixon himself, not Moynihan, will head the new Council, Moynihan, who has gained a reputation for his candor, wit and intelligence, can be expected to play a major role in policy making. Other Council members will be the Vice President-elect and the secretaries of Health, Education and Welfare, Housing and Urban Develop-

ment, and Transportation.

Since his appointment, Moynihan has emphasized the importance of deciding just what the urban crisis is all about before attempting to devise solutions for such problems as poor education, seemingly eradicable slums and racial discrimination.

In a book to be published in February, he voices the belief that the anti-poverty campaign has become "flawed" in its execution, mainly because President Johnson made community

action, rather than "employment strategy," its central theme. Moynihan asserts that the opportunity to institute more or less permanent social changes—a fixed full employment program, a measure of income maintenance—was lost while energies were expended in less productive ways.

Moynihan is known to favor even broader public participation than now exists, and a national program for reconstructing the Negro family-unit.

## Douglas Commission: Let local government do it

One of many major conclusions of the report of the National Commission on Urban Problems, headed by Paul H. Douglas, is that "The Commission does not subscribe to the notion that all problems can be best solved or handled from Washington." Noting that "The states are close enough to the people and yet enough removed from petty parochial interests to become major constructive forces in dealing with urban problems," the report urges the Federal funding of programs administered locally. On city participation, it suggests that Federal programs which cities rely upon should be simplified and speeded up. "We urge the long-term funding of these Federal programs—from a minimum of three years and up to 10 years—so the money spigot will not be turned on and off unpredictably."

The Commission also urges that cities be given authority to lease housing for low-income families throughout the entire metropolitan area, especially in

suburban areas that have job opportunities for blue collar workers. The report recommends that since "Housing the poor and removing segregation are of such supreme national importance, states and the Federal government must set guidelines for minimum performance, but competent city governments should have the added tools and money to carry out the programs and to make the day to day decisions."

Significantly, in view of President-elect Nixon's apparent strong interest in the use of tax incentives to attract investment to slum housing, the report "does not advocate Federal tax incentives to solve slum problems. Our studies indicate that such an approach would be inefficient and ineffective. . . . To accomplish goals beyond what the private market system produces, direct subsidy programs tend to be superior to the tax incentive route for pinpointing benefits and assuring alert supervision by governmental bodies."

## Urban decentralization urged in regional plan

A plan "to revive cities, to resume the building of suburbs—which have not been built for a decade—and to give everyone in the New York region a choice between city and suburban living" has been issued by the Regional Plan Association as *The Second Regional Plan—A Draft for Discussion*.

The plan proposes policies to guide the growth of New York City and the surrounding 12,000 square miles to the year 2000.

"Everyone recognizes that the quality of life in the older cities has declined so that there are few city areas where people really want to live," said C. McKim Norton, president of Regional Plan Association. "What has escaped observers is that no real suburbs have been built in the area for 10 or 15 years."

The plan is a guide to changing these trends. It calls for two dozen real city centers throughout the Region with metropoli-

## Report on Ronan Point collapse indicates need for change in British Code

Short-comings in regulations controlling the construction of tall buildings in Britain are pinpointed in the report of the investigation into the partial collapse of a twenty-four story apartment building, Ronan Point, in London earlier this year (RECORD, November, page 169).

The report indicates that the British Code fails in the following points: 1) The possibility of a "progressive collapse" is not taken into account; 2) There is no code of practice relating specifically to the large panel type of construction used at Ronan Point; 3) No account is taken of recent research which shows that wind forces might be greater than the code envisages; 4) Fire regulations, while taking into account the effect of fire on individual components, do not deal with its effect on the structure as a whole. The report recommends all buildings in Britain over six stories high should be checked out thoroughly by a structural engineer.

## Army creates a new center for construction research

At the University of Illinois, the Army Corps of Engineers is creating a new Construction Engineering Research Laboratory (CERL). When in full operation, CERL is expected to be the Federal government's most advanced center for construction research.

The Building Research Board of the National Academy of Sciences recommended the Corps use systems engineering and technological forecasting to determine what research will be needed in the future, as well as what will be economically and socially feasible. When fully staffed, the new lab will employ about 260 people.

One area expected to benefit is industrialized building. CERL will participate in time-and-motion studies and cost analysis for an experimental housing project at George A.F.B., California, and currently is working with NASA on pre-engineered buildings and industrialized-building research at Huntsville, Alabama.

Andrew Russell photo



Architect Julian Levi is shown celebrating his 94th birthday at the Architectural League. With Mr. Levi, left in photo, is Clarence Stein.



Architect: Walton & Madden, Riverdale, Md.  
Screen erected by: Acme Iron Works, Inc., Washington, D.C.

## BORDEN DECOR PANEL AS BUILDING FACADES

Shown above is Deca-Grid style Borden Decor Panel used as a facade for the Pargas, Inc. building in Waldorf, Maryland. Set off by piers of white precast stone, the sturdy aluminum Deca-Grid panels are finished in blue HINAC, Pennsalt's new finish for metals.

This Deca-Grid installation has tilted spacers, a feature called the Slant-Tab variation wherein spacers may be mounted at angles of 30°, 45°, 60° or 90° as desired.

The Slant-Tabs may be further altered by use of non-standard angles, or lengthened tabs.

All the Borden Decor Panel styles, including Deca-Grid, Deca-Gril, Deca-Ring and Decor-Plank, are highly versatile in design specification and in application as facades, dividers, grilles, fencing and the refacing of existing buildings. In standard or custom designs, Borden Decor Panels provide a handsome, flexible, maintenance-free building component.

*Write for latest full-color catalog on Borden Decor Panel*

### **BORDEN METAL PRODUCTS CO.**

MAIN OFFICE: 822 GREEN LANE, ELIZABETH, NEW JERSEY 07207 • ELIZABETH 2-6410

PLANTS AT: LEEDS, ALABAMA; UNION, NEW JERSEY; CONROE, TEXAS

When in New York City, see our exhibit at Architects Samples, 101 Park Avenue

*For more data, circle 27 on inquiry card*

# Keene centers on



**National Center For Atmospheric Research, Boulder, Colorado.**  
Architects: I. M. Pei & Partners—James P. Morris, Richards  
Mixon and Robert Lym (interiors), associates-in-charge; struc-  
tural engineers: Weiskopf and Pickworth; mechanical engineers:  
Jaros, Baum & Bolles; general contractor: Martin K. Eby Con-  
struction Company, Inc.




# awareness light esthetics.

Combining esthetics with production engineering often results in a compromise that looks it. Not so with the fluorescent fixtures designed by I. M. Pei Associates and made by our Lighting Division for the National Center for Atmospheric Research, Boulder, Colo.

Here pendant and recessed units are unobtrusive, becoming an integral part of the halls, meeting rooms and library they illuminate. Yet the pendant fixture is simple and versatile enough to become a design element itself when combined as a light cruciform.


Our Lighting Division (selected over three other companies) met all the architects' specifications, delivered on time, and, importantly, within cost.

Being able to produce and deliver products that architects can use in their designs, is a Keene characteristic. Our ventilating ceiling systems are a case in point. At the Hughes Aircraft Company in Fullerton, California, more than 180,000 square feet of ceiling remain free of obstructions




and conventional air diffusers. Our vent splines were used since they eliminated almost all branch duct work, yet provided 2½ cfm of air at almost 30 fpm without draft.

Though architects have used our decorative mesh for beauty as well as for the practical purpose of light and air diffusion, as in the New York Life



Building, few know that our knowledge of lightweight structures was applied to the construction of Titan missile silos. In these, accurate fabrication of the swingable grating platforms was essential to the smooth working of this massive assembly.

Our ability with things moveable becomes apparent in the 75 swinging doors and 11 sliding ones on the Nine Mile Nuclear Station in Ontario. And





in the new Merchandise Mart in Charlotte, N. C. where our Penwall moveable partitions provide versatility as well as beauty through a variety of paneling materials.

Obviously Keene thrives on being part of what architectural designers and engineers want to do. For more information on Lighting and a Catalog of Keene Building Products, write Dept. A-1, Keene Lighting Div., (formerly Sechrist Mfg. Co.), 4990 Acoma St., Denver, Colo. 80216.

**KEENE**  
CORPORATION

**We've just begun to grow.**

*For more data, circle 29 on inquiry card*



**The 1972 Winter Olympic Grounds** on the Oberwiesefeld, 28-million square feet of land about two miles from Munich, Germany, are being prepared to accept some 90,000 people daily. A group of Stuttgart architects, Behnisch and Partners, were the unanimous winners of a nationwide competition to plan the Olympic area, which abounds in lakes, hills and mountains.

About 660,000 square feet of tent roof will unite all Olympic competition facilities—stadium, indoor sports hall, competition swimming pool and access roads—whether they are located at the foot of a hill or by a lake.

The signpost of the Grounds will be the needle-like 928-foot television tower (to the right of the tent

in the photo) which is now being called the Olympic Tower, and which has a revolving restaurant.

The Olympic Village (separate for men and women and top in photo) will house some eight thousand active contestants, plus about 2,500 trainers, coaches and officials, with not more than two persons sharing a room. This small city will have sufficient training facilities, in addition to parks, cinemas, theaters, supermarkets, saunas, libraries, a minigolf course, automatic game facilities, entertainment rooms, a post office, dance halls, souvenir shops and a church open to all denominations. Transport links will be optimal within the Oberwiesefeld, and other Olympic locations outside can be reached rapidly.




**Orange County Office Building** and Courthouse, Goshen, New York, designed by Paul Rudolph and Peter Barbone, (*RECORD*, June, 1966) is nearing completion. In keeping with the scale and character of the existing buildings, the height has been restricted to three

stories, and the bulk of the building has been subdivided into many small masses. Interior spaces vary in character from the dignity of courtrooms and meeting rooms to the work spaces; this variation on the interior is mirrored in the exterior design.

*Joseph W. Molitor*


*Richard K. Koch*



**Park Plaza**, Oshkosh, Wisconsin, an 18-acre megastructure being built without government subsidy, is designed to revitalize the city's central business district and redevelop its riverfront. Designed by Welton Becket and Associates and developed by the mail order house of


Miles Kimball Company, the complex will offer more than 575,000 square feet of space for retail, commercial, cultural and leisure facilities, plus another 495,000 square feet of parking. It will include two department stores, a shopping mall, a hotel and a bank-office tower.


*Gary Gladstone*



**Equitable Savings and Loan** Association facility, Long Beach, California, has exterior walls deeply penetrated at 45 degree angles to form a series of openings two stories high. Daniel L. Dworsky, F.A.I.A., and Associates designed the building with brick bearing wall construction, massive brick piers, steel girders and integrating board-formed exposed-concrete fascia and lintel beams.

**Teachers College**, Columbia University, New York City, has announced that a new group of buildings will include a 40-story tower to house low-income families along with graduate students and faculty. The \$60-million new campus, designed by Hugh Stubbins and Associates, will more than double the academic space of the largest graduate school of education in the world.







A **Federal Building complex** in downtown Honolulu will use concrete materials made from local coral sand and coral aggregate. The \$20-million complex will house the Post Office on four floors beneath


five floors of office space for the various agencies. The Courts will be in another four-story structure. Architects Belt, Lemmon and Lo used oval-shaped masonry towers for stairways and restrooms.

Alexandre Georges




**Two museums in Florida** have been designed by architect William Morgan. In the Jacksonville Children's Museum (left) the bold towers off the central exhibition areas will include the planetarium, art, sciences,

and service areas. The Florida State Museum (above) will have a series of terraces with display windows to serve as a directory. Facilities will include an experimental classroom and projection room.



**IBM office building**, San Diego, California adjoins a freeway, and says architect Leroy B. Miller, "recognizing that the building would be viewed from a distance by people traveling at high speeds, the exterior was designed to consist of large scale elements in a rather simple pattern." The exterior is an extension of the poured-in-place concrete structural frame, and varying degrees of sandblasting will articulate columns and spandrels.



**Garfield Pool** for the City of Seattle Department of Parks is depressed into the sloping ground so that the roof, which is only a little above the adjacent playfield, will be a terrace for games and sitting and a

walkway to surrounding areas. Outside the concrete building, designed by John Morse and Associates, will be an entrance court shaped like a small amphitheater and a wading pool for children.



**Park City Plaza**, an office complex in Bridgeport, Connecticut, will have three 12-story towers, joined by a common penthouse, and two smaller office buildings. Victor H. Bisharat designed the \$20-million complex to be built on a landscaped plaza atop a four-story, 1,500-vehicle garage.

**Richmond Coliseum**, Richmond, Virginia, a nearly circular ellipse, has been designed by Vincent G. Kling and Associates with the arena floor below grade to keep the building in the small scale of the city. The exterior will be Virginia brick with the 32 vertical piers, which are arranged radially, serving both as support for the roof and as primary support for the grandstands. Glass between the piers will allow the passerby a view of the interior activity.



**The MacMillan Bloedel Building**, Vancouver, British Columbia, has over 1,000 windows, each, because of the high ceilings, covering an area of 49 square feet. The windows are recessed four feet on all

sides to reduce exposure to direct sunlight, and will have gray-tinted, heat-absorbing glass on the upper floors and gray polished plate on the ground floors. Architects: Ericson-Massey/Francis Donaldson.



# Another shopping center finds that making it's own

**Waukesha Gas Energy Systems produce electricity for lighting, heating and cooling.**

Building a big shopping center can easily give you some big headaches. Especially when you begin thinking of utility costs for lighting, heating and cooling.

That's why the owners of Turfland Mall in

Lexington, Kentucky, chose a Waukesha Gas Total Energy system.

How does a Gas Total Energy System work? Gas-fired Waukesha Engines<sup>®\*</sup> provide all of the electricity the shopping center needs. In the process, huge amounts of engine heat are produced. But this heat doesn't go to waste. Because in a Gas Total Energy system it's recovered and used. For heating, cooling, and hot water. \*Waukesha's factory-tested family of engine-generators.



# electricity is the best buy.

This thermal efficiency is the reason a Gas Total Energy system is so economical. In fact, installations of this kind can be more than twice as efficient as today's best steam electric generating stations.

And with a Waukesha Gas Total Energy system, area power failures are not a problem. Because all the power is dependably produced on the site. Not from a distant source.

So even if the lights go out for everyone else,

this shopping center and its customers are never affected.


Economical Gas Total Energy systems are working in schools, buildings, shopping centers, and plants around the country. Can it work for you? Find out from your Waukesha representative. Or the local Gas Company Sales Engineer. There's no reason why you can't get in on a good buy, too. • AMERICAN GAS ASSOCIATION, INC.

For all your energy needs, Gas makes the big difference.

***NOW! FOR THE FIRST TIME-***

# **Control ~~reflected~~ glare**

0°



←  
good

→  
good


←  
good

→  
good

←  
bad

→  
fair

30°




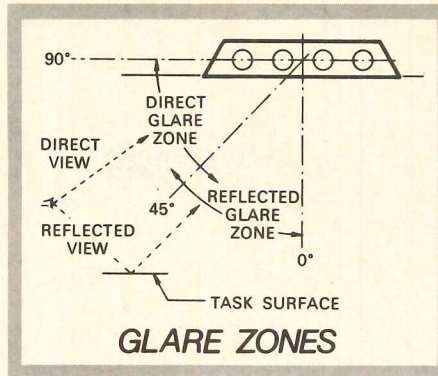


Until now — the big emphasis in lighting has been on *high footcandles and control of direct glare*.

Now — research has shown the importance of emphasizing *visual efficiency and control of reflected glare*.

**Note:** Reflected glare occurs in two forms: (1) veiling reflections with the task or (2) annoying reflections adjacent to the task.

K-16 is the first panel designed to put this new thinking into your lighting plans.



K-16 is a composite panel. A thin sheet of acrylic on top of a high-quality KSH prismatic panel. The edges are sealed together to make it moisture-proof.

For more data, circle 30 on inquiry card

# K-16\* by K-S-H — a new generation of prismatics

\*Patents Pending



## The New K-16 prismatic panel

is the first lighting panel that controls both reflected and direct glare at all angles. It's also a "no show" panel — provides lamp-hiding power equal to an opal panel. And K-16 still maintains high efficiency and full prismatic control.

## The white opal panel

hides the lamps. But as the viewing angle becomes greater it becomes very bright and produces harsh direct glare. Efficiency of this panel is low.


## Prismatic panel

shows lamps clearly from directly below. It produces reflected or veiling glare at the working surface. This is the basic problem with ALL prismatics except the new K-16!

**KLITE**®

WRITE FOR K-16  
BROCHURE NO. KI-444

K-S-H, INC. / 10091 MANCHESTER / ST. LOUIS, MO. 63122



**Contract carpet does not  
have to be dull  
Example: take  
HARDWICK'S Escoral  
100% Acrilan® Acrylic Pile  
CARPET**

"Escoral", 100% Acrilan® acrylic pile Wilton features a Spanish grillwork design over a richly woven moresque ground.

Presented as the first print in Hardwick's Mediterranean collection, Escoral captures the feeling of old world Spanish influence. The moresque which gives a three-dimensional shading to its background color is tightly packed to add distinctive elegance and durability!

Available in a choice of Maderia red, Espanol blue, Spanish gold and Vineyard green, all with black grillwork. In stock in 12 foot widths.




*Write for free color literature on Hardwick's in stock contract carpet lines.*

**HARDWICK & MAGEE COMPANY . . . the compact mill**

Lehigh Ave. at 7th St., Phila., Pa. 19133 □ Chicago □ Dallas □ Denver □ Detroit □ Louisville □ New York □ San Francisco □ Los Angeles

808

*For more data, circle 34 on inquiry card*



**SARGENT®**

*A complete line of advanced architectural hardware, including the Sargent Maximum Security System  
New Haven, Connecticut • Peterborough, Ontario*

Jamestown Village, Cleveland, Ohio  
Architect: Andonian and Ruzsa  
Builder: Skyline Builders




# The shangle

**One picture is worth a thousand words.** Beauty, grace, charm, durability. You could go on and on without ever touching upon enough words to fully describe the new Hallmark shingle. It's indescribable.

In the first place, it really isn't a shingle. It's thicker, heavier and more deeply sculptured than any shingle you've ever seen.

And, although many architects insist that it looks like a fine hand-split wood shake, it isn't. It's fire safe and won't rot, warp, shrink or split. It's truly a new concept in roofing. It combines the deep sculptured beauty of a shake and the long life of a high quality asphalt shingle. That's why many people call it "The shangle."

We'd like to show you, with pictures, what words can't, how Hallmark's deep sculptured beauty in bronzed brown, pewter grey and golden tan, can add an extra dimension to homes and apartments with mansard type roofs. Certain-teed Products Corporation, AA2, Ardmore, Pa. 19003.



*For more data, circle 36 on inquiry card*





Architect: Bernard McMahon, Clayton, Mo. selected by the Missouri State Board of Public Buildings—Gov. Warren E. Hearnes, Chairman, Lt. Gov. Thomas F. Eagleton, Secty., Attny. Gen. Norman H. Anderson, Member, under direction of Div. of Planning and Construction, John D. Paulus, Jr., A.I.A., Director. General Contractor: E. G. Linhardt Constr. Co., Jefferson City, Mo. Lead Sub-Contractor: Larry Goad & Co., St. Louis.

# Missouri Capitolyzes on Lead

The State Capitol Building in Jefferson City, Missouri has gained 14,000 square feet of understairs office and storage space by waterproofing with lead. In restoring the promenade and staircases around this impressive building, the architects specified a sheet lead membrane to insure watertight integrity.

Eight-pound antimonial lead sheet ( $\frac{1}{8}$ " thick) is used on the building approaches from the street level to the portico column line. The concrete substrate was painted with a bituminous coating compound before the lead

was laid. All joints are burned. Existing dowels will support new stringers which are being poured directly on top of the lead sheeting. Carthage marble treads and risers will rest on these stringers after placement of a mortar setting bed.

Flexible workability, ease of handling and durability make lead ideal for this job. Find out how you can put lead to work for you. Write for technical literature.

Lead Industries Association, Inc. Dept. L-1, 292 Madison Ave., New York, N.Y. 10017.



**Lead Industries Association, Inc.**

*For more data, circle 37 on inquiry card*



*Kern Plaza, El Paso, Texas*

*Architects: Fouts, Langford and Associates, El Paso, Texas*

## Create an oasis with PLEXIGLAS®

A tranquil oasis for weary shoppers was created practically and with economy in this shopping center with a series of transparent domes of PLEXIGLAS acrylic plastic.

A new solar control color of PLEXIGLAS filters the sun's heat and glare from the daylighted area. The bronze PLEXIGLAS used transmits 27% of visible light and filters 65% of total solar energy, providing maximum comfort.

The skylight assembly spans 26' and is 104' long. It consists of 104

individual domes, each measuring 4' by 8'. The light weight and rigidity of PLEXIGLAS plus sound engineering of the frame permit the assembly to be self-supporting.

PLEXIGLAS has year-round resistance to weather, breakage and discoloration. It is an approved safety glazing material.

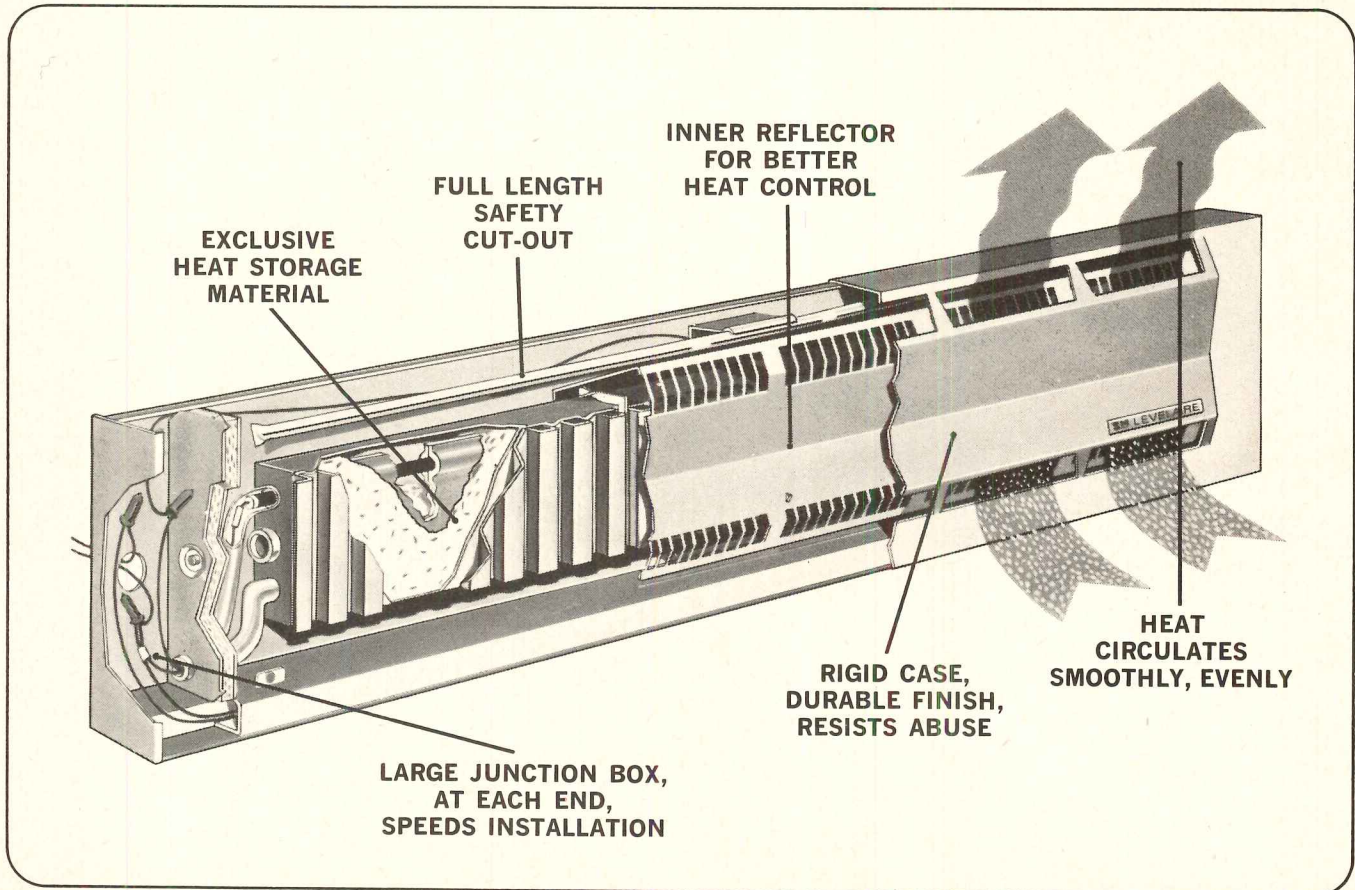
PLEXIGLAS offers many advantages for daylighting any type of building. For more ideas and data on PLEXIGLAS, send for our brochure, "Transparent PLEXIGLAS Solar Control Series".

Plexiglas  
is made only by  
**ROHM & HAAS**  
PHILADELPHIA, PENNSYLVANIA 19105

®Trademark Reg. U.S. Pat. Off., Canada and principal Western Hemisphere countries. Sold as OROGLAS® in other countries.

*For more data, circle 38 on inquiry card*

# New concept in heating comfort



## Now 3M Brand Levelaire Electric Baseboard Heating delivers balanced heat without water at low cost.



A 3M Brand Levelaire Baseboard heater provides the ultimate in heating comfort. Eliminates the erratic up-and-down temperature fluctuations common with most heating systems. Outperforms conventional type electric baseboards by almost 10 to 1... outperforms self-contained hydronic units by nearly 2 to 1.

The secret: the heating element in a 3M Levelaire is surrounded by a unique and exclusive solid-state material developed by 3M. This material acts as a heat storage chamber. Retains heat during the heating element's On cycle. Emits the heat

at a relatively constant rate during the element's Off cycle. The result of this self-modulating action is the elimination of rapidly changing highs and lows in the temperature cycle and the assurance of a steady, even, comfortable level of heat.

3M Levelaire Baseboards are far more simple and economical to install than hydronic systems. Provide an ideal heating system for new homes. Make converting older homes to the modern benefits of electric heat an easy task.

For complete facts, write: 3M Company, 220-5W, 3M Center, St. Paul, Minn. 55101.

**3M**  
COMPANY

For more data, circle 39 on inquiry card





## When style is on your mind, put Russwin in your plans.

When you want to combine security with exceptional styling, specify RUSSWIN "Ten Strike" mortise locksets in all desired functions. Available in an exciting choice of metals and color tones. A unique cylinder application enhances style and security.

Completely reversible. Creative doorware for schools, offices, hospitals. Write for latest brochure. Russwin, Division of Emhart Corporation, New Britain, Connecticut 06050. In Canada — Russwin Lock Division, Belleville, Ontario.

**RUSSWIN**  
®

*For more data, circle 40 on inquiry card*



Goya Pecan



Whistler Elm



Longfellow Chestnut



Rembrandt Cherry

## Weyerhaeuser Craftwall® paneling now available with a Class I flame spread rating.

The Class I flame spread rating lets you introduce the beauty of fine hardwood paneling in most critical commercial applications. And if Class II is what the codes demand, relax. The U. L. label for flame spread rating in the Class II range is now standard in our Weyerhaeuser Craftwall line.

Internal improvements are just part of the story on new Weyerhaeuser Craftwall. We also have made some sweep-

ing style changes that let you select from a greater variety of species than ever, in 14 color tones and finish treatments. That's with standard Craftwall.

Custom Craftwall is something else again — a whole new idea in paneling. It's the closest thing yet to architecturally matched hardwood. Now you can order Craftwall with no grooves at all. Or pick regular V-grooving. Or select any of five grooves from 1/4" to 1" wide. We can



Audubon Oak (custom grooved)



Van Gogh Paldao (custom grooved)



## And you can custom design your own panels.

place the grooves in any combination or spacing arrangement your design scheme calls for.

Your local Weyerhaeuser Architectural Specialty Dealer has products and samples you can examine. In the meantime, we would be glad to provide all the technical details about our new 7/16" Craftwall line, as well as the latest about our new 1/4" Forestglo® and Muralwood® lines. Just send us the coupon.

*For more data, circle 43 on inquiry card*

To: Weyerhaeuser Company  
Box B-5665, Tacoma, Wash. 98401

By all means, send me the facts about your new paneling lines.

Name \_\_\_\_\_

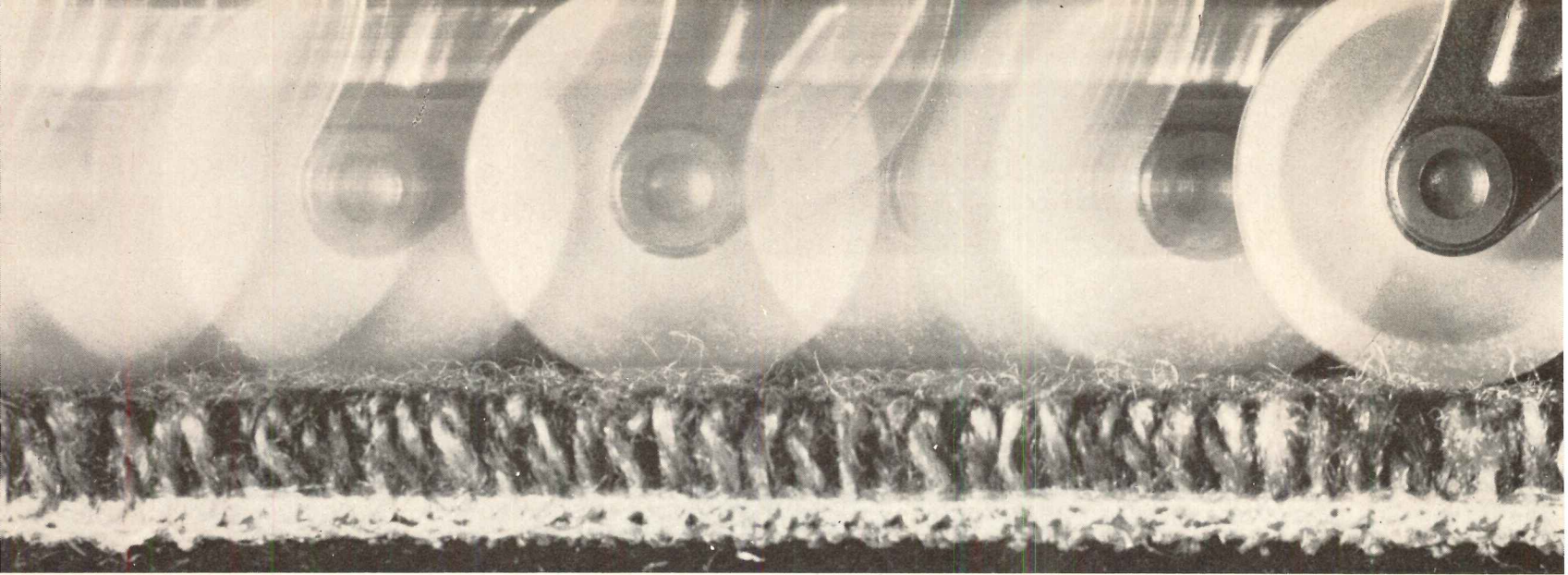
Firm \_\_\_\_\_

Address \_\_\_\_\_

City \_\_\_\_\_ State \_\_\_\_\_ Zip \_\_\_\_\_



**Weyerhaeuser**



# Now wheels roll easily on carpet... if the carpet is backed by Jute!

## Direct glue-down installation does it.

Now—specify carpet where you couldn't specify carpet. Glued directly to the floor, double Jute-backed carpet eliminates mushy cushions or pads that bog down conventional wheels and casters. Bonds securely to any floor, to resist shifting and delamination. But will not stick or crumble when removed with solvents.

And the cost is less. Less than foam-backed carpets with equal pile specifications. Less than equivalent carpets, plus separate underlayment. But still gives all the advantages of carpet. Low maintenance cost. Luxury looks. Good sound absorption. High employee morale. Less heat loss in many cases.

Shouldn't *you* be specifying it? Especially since it works so well in all the general office, computer, cafeteria areas (carpeted in the past 2½ years) at Ford Motor Co., Dearborn—and many other demanding installations.

### **JUTE • ON • JUTE**


JUTE CARPET BACKING COUNCIL, INC. 25 BROADWAY, N.Y. 10004

Write for illustrated descriptive literature, plus details of installation technique.

American Industries, Inc. • BMT Commodity Corp. • Bemis Co., Inc. • C. G. Trading Corp. • Delca International Corp. • Dennard & Pritchard Co., Ltd. • A. de Swaan, Inc. • Robert F. Fitzpatrick & Co. • Gillespie & Co. of N.Y., Inc. • Hanson & Orth, Inc. • O. G. Innes Corp. • Iselin-Jefferson Co., Inc. • Jute Industries, Ltd. • Lou Meltzer Co. • Pak-Am Inc. • William E. Peck & Co. of N. Y. Inc. • R. L. Pritchard & Co. • Revonah Spinning Mills • Stein, Hall & Co., Inc. • White Lamb Finlay Inc. • Willcox Enterprises, Inc.


For more data, circle 44 on inquiry card

# NORTON CLOSERS CONTROL DOORS • NOT DESIGN



**SERIES J6120**

Top-jamb mounted Unitrol® controls. A combined door closer and door holder with shock absorber to protect door, frame, and closer.




**SERIES J7030**

Top-jamb narrow-projection closers with covers in anodized or painted finishes to match hardware or door finish.

Note the clean, crisp entrance design possible with Norton® top-jamb mounted door closers. The rugged construction inherent in these smartly styled surface closers provides the utmost in dependable control. Installations on the top jamb or header bar keeps the closer off the door and out of the opening for an uncluttered appearance.

**SERIES J1600**

Top-jamb mounted closers featuring narrow styling to blend with the slim styling of modern aluminum door frames.



CONTACT YOUR NORTON REPRESENTATIVE FOR COMPLETE DETAILS.



**NORTON** DOOR CLOSER DIVISION  
372 Meyer Road, Bensenville, Illinois 60106  
Available in Canada—Norton Door Closer Division


For more data, circle 45 on inquiry card

# With sprinklers, you can increase your exit distance.

The permission to extend the distance between exits—  
if sprinklers are installed throughout—is granted by almost all  
codes. This can result in less wasted interior space and  
reduce the size and/or number of stairwells, exitways and doorways.

And more. By designing-in an “Automatic” Sprinkler  
system you can get:

1. Increased building area.
2. Increased building height.
3. Increase your range of interior finishing materials.
4. Savings with light roof framing.
5. Savings with metal roof decking.
6. Savings with fewer fire walls.
7. Increased fire wall openings.
8. Decreased exit widths.



Take a few minutes to scan your local building codes for the many specific advantages you can gain when you design-in an "Automatic" Sprinkler system. To help, we have compiled some of the permissive clauses from the

**Here are quotations from the four major building codes regarding increased exit distance:**

**The Uniform Building Code: (SEC. 3302)**  
"No point in an unsprinklered building shall be more than one hundred and fifty feet (150') from an exterior door, a horizontal exit, exit passageway or an enclosed stairway, measured along the line of travel. In a building equipped with a complete automatic fire-extinguishing system the distance from exits may be increased to two hundred feet (200')."

**The National Building Code: (SEC. 603)**  
"Exit doorways shall be located that the

four major building codes, and put them into a booklet called, "The Code Book."

For a copy, simply mail your request to Mr. R. L. Pardee, Manager of Marketing Services, "Automatic" Sprinkler Division,

maximum from any point in a floor area, room or space to an exit doorway does not exceed:

75 feet for high hazard occupancies;  
100 feet for educational, industrial, institutional, mercantile, residential and storage occupancies;  
150 feet for assembly and business occupancies.

Where the building is sprinklered . . . the above distances to an exit doorway may be increased 50 per cent."

**The Southern Standard Building Code: (SEC. 1103.1)** "Exits shall be so located


Dept. 1068, Box 180,  
Cleveland, Ohio 44141.



that the distance from the most remote point in the floor area, room or space served by them to the nearest exit, measured along the line of travel, shall be no more than specified below, except that where sprinklers are installed throughout a building, maximum distance of travel to an exit may be fifty (50) per cent greater than these tabular values:" (Check code for actual distances).

**The Basic Building Code: (SEC. 609.5)**  
"In storage, mercantile and industrial buildings equipped with an approved two-source automatic sprinkler system, the permissible length of travel to the exit may be increased by fifty (50) per cent."

For more data, circle 47 on inquiry card





With rain it's **ANY SLOPE** in a storm!

Provide that slope...at lower cost...with more efficient insulation ...and greater design freedom! Specify **PERMALITE** Perlite Aggregate concrete, poured in place with a slope to drain on a level roof deck! For a new slant on getting water off your roof as you insulate, call your local Permalite man, see Sweet's or write for Bulletin G-3. **GREFCO, Inc./Building Products Division**, 630 Shatto Place, Los Angeles, California 90005.

# Permalite®



A subsidiary of General Refractories Company

For more data, circle 49 on inquiry card



## Business predictions for 1969: mixed optimism

Five forecasters of 1969 business conditions vary in degree of cautious optimism, but unite in fear of inflation. A regional construction outlook is on page 71.

▪ **American business plans to spend \$69.2-billion** for new plants and equipment in 1969, an eight per cent increase over the \$64.3-billion estimated for 1968. This is the major finding of the 15th Fall Survey of Preliminary Plans for Capital Spending, released in November by the Economics Department of McGraw-Hill Publications.

"The strength in capital spending indicated in this survey is widespread," said Douglas Greenwald, chief economist for McGraw-Hill Publications. "Every major manufacturing industry plans to spend more in 1969 than in 1968." Mr. Greenwald pointed out that, as always, the plans reported in the fall survey are preliminary. A change in administration, as well as its economic policies, will have some bearing on the course of capital investment during 1969 and in later years. Plans will also be reviewed depending on the expiration or extension of the tax surcharge next June 30.

▪ **Economist warns of possible slowdown:** At present, monetary policy is so restrictive, a strong downturn in the economy can be expected if it continues. This is the warning given by Dr. Merle T. Welshans, consulting economist of the National Association of Credit Management, in the Association's December Credit and Financial Newsletter. Dr. Welshans believes, however, that the country's fiscal and monetary authorities are not planning to continue their present restrictive policies—and observes that short-term reversals in the movement of the money supply have already prompted Senator William Proxmire (D.-Wis.) to request legislation to force the Federal Reserve authorities to explain to Congress why the money supply is permitted to fall outside a growth range of two to six per cent.

▪ **Non-residential building record forecast.** A seven per cent increase in non-residential construction activity will bring dollar volume to an all-time high of about \$31 billion in 1969, a controls-industry executive has predicted. Total volume of commercial, industrial and institutional building will reach about \$29 billion in 1969, according to Ralph Crysler, vice president of marketing for Honeywell's Commercial division.

A big chunk of this projected seven per cent increase in dollar volume comes from inflation, Crysler said. Because costs are rocketing every year, industry is turning to new techniques and technologies to help hold the cost line.

▪ **The gross national product will rise** to \$915 billion in 1969, up 6.5 per cent over 1968, according to the Prudential Insurance Company's annual economic forecast. The forecast says a slowdown of economic ac-

tivity is now in progress and will continue for several months. However, the slowdown is not expected to deteriorate into a recession, and Prudential forecasts that economic growth will become more rapid after mid-year. The present slowdown "should be reflected in a gradually diminishing rate of inflation," the forecast says. But this diminution must not lead to complacency, the forecast warns. The rate of inflation "still will be unacceptably high at year-end." More than half of the 1969 gain in GNP will reflect price increases rather than real growth in output of goods and services.

▪ **A facility cost index** computed by Lester B. Knight & Associates on an annual basis is projected to reach a 1969 level of 352.0 representing a 9.9 per cent gain over the 1968 level of 320.10 (1945=100). The increase for 1969 is the third highest increase in any year since 1945.

## Unions and employee relations explored at A-E conclave

Architect-engineer employment practices were subjected to close examination in December, when more than 200 professionals in design and land survey work assembled to discuss particular alternatives to unionization of their offices.

The meeting in St. Louis was a follow-up conference to one held a year ago in Chicago where the professionals "faced the union problem," outlining its dimensions

and possible effects on their office operations and profits.

Seven organizations have pooled their interests on this subject of office unionization by forming the Joint Committee on Employment Practices. Involved are the American Institute of Architects, American Congress on Surveying & Mapping, American Society of Civil Engineers, Consulting Engineers Council/USA, Council for Photogrammetry, Professional Engineers in Private Practice and National Society of Professional Engineers.

The "how" of the unionizing effort was detailed at the outset by Gary Crites, Illinois Society of Professional Engineers, Springfield. He told of a new approach being taken by union agents which emphasizes status rather than salary. Union members

### ARCHITECTURAL BUSINESS THIS MONTH

Building activity .....	71
Practice .....	77
Cost indexes and indicators .....	79

are pictured as having a better chance of getting their ideas across to management.

Crites said if the professionals do not stay alert, they may find themselves "legislated right into union shoes," since "the unions are becoming more and more adept at pressuring the lawmakers."

## A.I.A. contract document adopted by U.S. Office of Education

The U.S. Office of Education Construction Service will suspend use of its own contract documents and use a new edition of American Institute of Architects Document A201 that differs from the basic version only in requirements which have been added to cover minimum wages, equal employment opportunity, and other conditions the contracting parties must meet under Federal law.

Currently, the Office of Education has about \$2 billion a year under construction, mostly on the nation's college and university campuses.

George E. Kassabaum, president of the A.I.A., said that his group and the Associated General Contractors of America have been working with OE on details of the new

Throughout the national seminar, delegates were urged to give more time and attention to improving employee relations. This can be done more effectively, it was indicated, by closer communication with subprofessionals and technicians to learn their true problems. Employee benefit pro-

cedure since last February. He added that the special Federal edition of the document A201 will be made available to all parties interested in OE Federally-assisted construction projects.

"Aside from achieving some apparent savings in time and money," Mr. Kassabaum said, "there is another characteristic of this plan that makes it notable. Our procedural agreement with the Office of Education is so informal, uncomplicated, and devoid of unneeded paperwork that it must be considered a bench-mark for similar agreements to be achieved with other Federal agencies."

The president of A.G.C., Fred W. Mast, pointed out additional advantages of the new procedure. "Combining the OE con-

grams should be constantly reviewed and improved where warranted, it was said. Matters involving the selection and indoctrination of new employees, delineation of personnel policies, pension plans, sounding boards, advancement, salaries and contractual relations were discussed.

tractual specifications with a document that has been familiar to the construction industry for many years should certainly provide an incentive for more building contractors to bid on Federally-assisted projects," he commented.

"And, I believe the procedure will eliminate the types of controversy or delays in construction that sometimes developed in the past when there was a lack of familiarity with Government contract specifications," the A.G.C. president said.

The Office of Education administers approximately 50 per cent of the Federally-assisted construction projects within the U.S. Department of Health, Education and Welfare. Other components of the Department are studying the procedure.

## Architectural library of catalogs and microfilm on trial at SOM

A comprehensive library of product information, in both the printed page and a microfilm alternative, was installed last month at the New York offices of Skidmore, Owings & Merrill. Developed through the collaboration of Sweet's Construction Catalog Services and SOM, the new system is a working prototype consisting of a general architectural library plus auxiliary libraries serving specialized design functions such as hospital, laboratory and food service facilities. It contains 150,000 pages of printed

product information from 1500 major manufacturers of building products and materials. The paper library is organized in 172 binder volumes.

All literature is classified and indexed according to a new system, developed especially for the library and based on a systems approach to design. Maintenance and updating of content will be carried out on a quarterly basis by Sweet's staff of visiting librarians.

The microfilm component allows for

automatic push-button search of all microfiche images housed within the viewer/printer, eliminating any direct handling of film and other problems associated with loose microfiche cards.

Coordinators of the project are Joseph D'Amelio, product planning manager of Sweet's, and W. A. Rutes and Harold Rosen, both of Skidmore, Owings & Merrill. After a trial run of undetermined length, the system will be made available to other architectural offices.

## Team of experts plans to speed airport development

Kidde Constructors, creator of the "Satell-Air" concept of special-purpose airports and interconnecting ground transportation systems (RECORD, September 1967, page 93), has engaged John Carl Warnecke as a principal member of a new airport development team.

"If we continue to develop airports with existing procedures, we might just as well keep the jumbo jets, air buses and su-

personic transports under wraps for another 10 years. It will take at least that long to build the airports we need to handle them."

This warning was issued by Charles E. DeAngelis, vice president of Walter Kidde Constructors, Inc., in announcing the formation of a planning, design and construction team set up to handle the expansion of existing airports and the building of new ones. He emphasized that the team approach can

work under open bidding regulations, and owners will be able to deal efficiently with one source.

A. Eugene Kohn, director of the New York office of John Carl Warnecke, said: "We have run out of time. Our airports are 10 to 20 years behind our aircraft, and we have less than two years to catch up before the new, large-capacity planes are on the scene."

## Abrams joins national council on health facilities

Charles Abrams, chairman of the Department of City Planning at Columbia University, New York City, was appointed to the National Advisory Council on Health Research Facilities for a term ending June 30, 1971. Mr. Abrams has been the recipient of

numerous awards, among them awards from both the New York Chapter and the national body of the American Institute of Architects.

The 12-member council, composed of scientists, scientific administrators, and civic

leaders, provides advice to the director of the National Institutes of Health on broad program policies and on grant applications relating to the construction and equipping of health research facilities. The program has awarded 1462 matching grants.

CURRENT TRENDS IN CONSTRUCTION

Robert M. Young  
Senior Economist  
McGraw-Hill Information Systems Company

## F. W. Dodge 1969 Regional Construction Outlook

This year, for the first time, the McGraw-Hill Information Systems Company has prepared four regional forecasts to supplement the annual construction outlook, which appeared in the October issue of ARCHITECTURAL RECORD.

### Regions respond to varying conditions

As the table below indicates, it is diversity rather than similarity in regional trends that results in broad national changes in construction activity. All parts of the country are affected by developments in the money markets, changes in general business conditions, and shifts in government spending programs. But all are not affected equally, and each region has its own special problems and opportunities that help shape its construction market.

### Western region spurs residential gains

Take residential construction, for example. Conditions appear to be ripe for the long-awaited housing boom to begin taking off. Easier credit and a backlog of demand extending back to 1966 are expected to generate a 13 per cent increase in contract values for the nation as a whole. Much of

this will be concentrated in the West, which suffered the sharpest cutback in the mid-Sixties and where renewed vigor in migration trends is creating a rapidly expanding new housing market.

### Northeast may decline after utilities surge

The West also stands to gain the most from a continued upturn in non-building construction, since a large share of this type is tied closely to trends in housing activity. The Northeast is expected to post a small decline in this category, reflecting a return to normal conditions from the high level of utilities contracting in 1968.

### Manufacturing construction will recover

A three per cent increase for the nation in manufacturing construction will make up for a small decline in 1968, and mark the continuation of the high level of investment in new factory building that has pushed contract values 70 per cent above the average of the early 1960's. A good bit of next year's outlay is earmarked for replacing obsolete structures and equipment. The Midwest and Northeast, where much of the older manufacturing capacity is located, stand to

benefit the most from this trend, while the other two regions will just hold their own.

### Commercial buildings to show over-all gain

A four per cent national increase in commercial contracting hides sharply divergent regional activity. A substantial decline in the Northeast, where a spurt in office building inflated 1968 values, will be offset by good gains in other regions, topped by a 15 per cent jump in the West. That region is expected to show an upturn in store building, to match its gains in new housing, as well as a sharp gain in office contracting.

### Trade center gives Northeast a boost

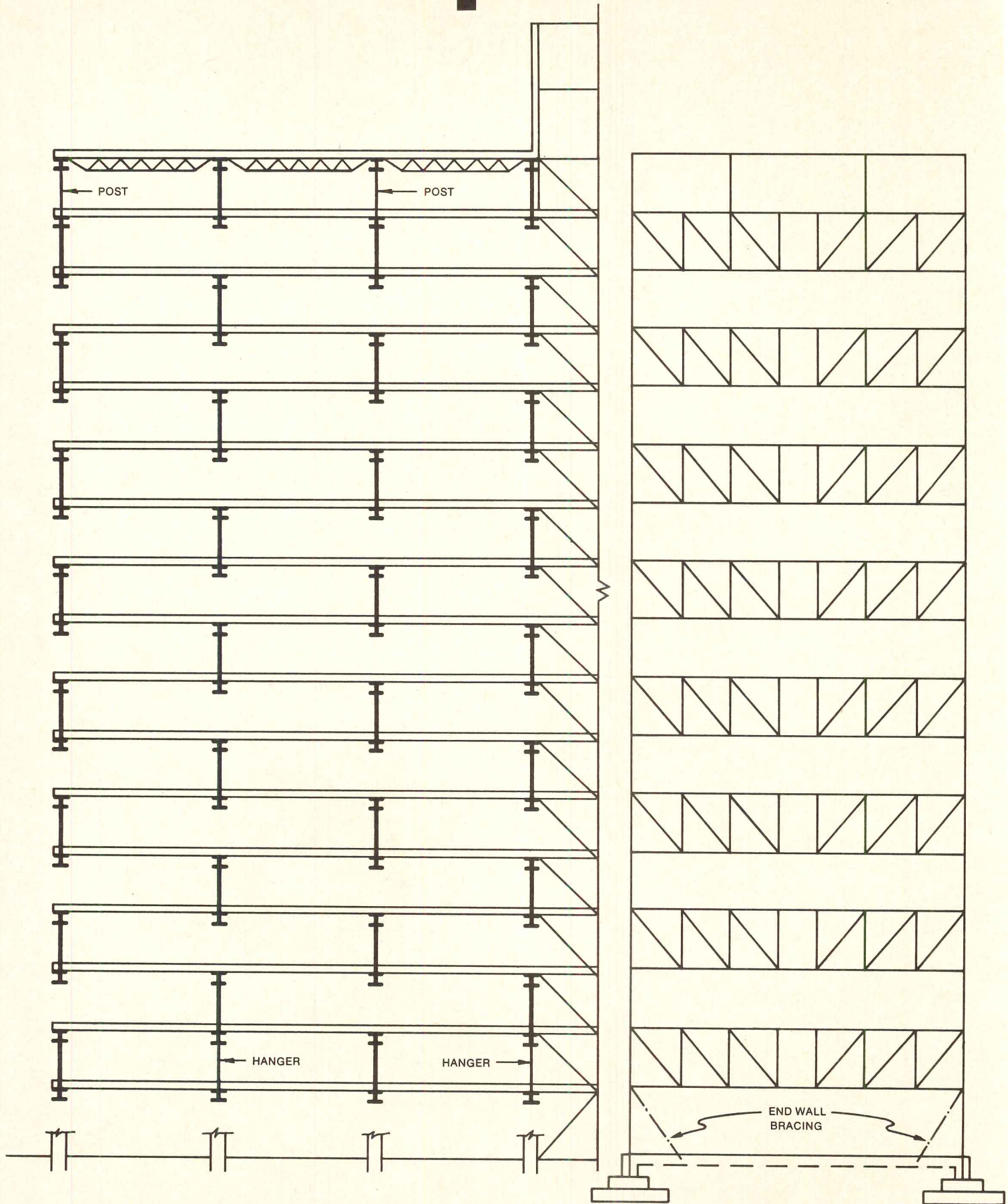
Public building, nationally, will be depressed by cutbacks in Federal spending programs. Contract values in the Northeast, however, should more than double, as work gets underway on New York City's mammoth World Trade Center. All of the regions are expected to post good gains in institutional building, as easier credit stimulates construction on postponed projects.

(Detailed forecasts for each region are available from McGraw-Hill Information Systems Company upon request.)

DODGE REGIONAL CONSTRUCTION OUTLOOK FOR 1969

	Northeast		Midwest		South		West	
	Contract Value \$ mil-lions	Per Cent Change 1969/1968	Contract Value \$ mil-lions	Per Cent Change 1969/1968	Contract Value \$ mil-lions	Per Cent Change 1969/1968	Contract Value \$ mil-lions	Per Cent Change 1969/1968
<b>non-residential building</b>								
Commercial	2145	- 10	1865	+ 11	1855	+ 11	1385	+ 15
Manufacturing	740	+ 5	1230	+ 7	1185	+ 1	545	+ 1
Educational	1920	+ 4	1565	+ 4	1170	+ 5	770	+ 6
Hospitals	625	+ 5	645	+ 12	620	+ 12	335	+ 3
Public buildings	765	+104	185	- 12	200	- 15	150	- 3
Religious	195	+ 3	270	+ 6	265	+ 6	120	+ 14
Recreational	255	- 11	245	- 4	250	+ 11	175	+ 9
Miscellaneous	200	+ 3	160	+ 7	180	+ 9	210	+ 11
TOTAL	6845	+ 4	6165	+ 7	5725	+ 6	3690	+ 9
<b>residential building</b>								
One- and two-family	3675	+ 9	4840	+ 11	6770	+ 15	4065	+ 27
Apartment	1475	+ 6	1605	+ 2	2010	+ 10	1610	+ 26
Nonhousekeeping	375	+ 9	355	- 1	505	+ 10	240	- 8
TOTAL	5525	+ 8	6800	+ 8	9285	+ 14	5915	+ 25
<b>nonbuilding construction</b>								
	3320	- 7	3835	+ 6	4735	+ 7	3160	+ 13
TOTAL CONSTRUCTION	15690	+ 3	16800	+ 7	19745	+ 10	12765	+ 17

# Apartments:



Half longitudinal section:  
staggered trusses.

Cross section:  
(Note corridor space in center of truss.)

# when steel goes up costs come down.

First cost is just one of the ways to save with steel. This 186-unit apartment building shows how imaginative design with steel brought a project in at \$59,580 below budget.

The building is a low rent housing project for the elderly. Two 17-story towers flank a service core. Each apartment contains 455 sq. ft. The assignment was to design a building for pleasant living within a modest budget.


After evaluating several structural systems, the architects found their answer in a *staggered steel truss system*. This is the first use of the staggered truss system, which was developed at MIT in a research program sponsored by U. S. Steel.

Story-high trusses, spanning the building's 52'0" width, are set in a staggered pattern (see diagram). They are located within the separating walls of alternate apartment units. Precast concrete floors rest on the top chord of one truss and on the bottom chord of another truss. The floor slabs act as diaphragms together with the trusses to effectively resist wind loads.

Total steel requirement for the building was about 480 tons for an average weight of 6.8 lbs. per sq. ft. The A572 steels used in the welded trusses are USS EX-TEN 50 and 60 High-Strength Low-Alloy Steels (50,000 and 60,000 psi min. yield points respectively). Construction cost, including mechanical and electrical bids, was \$2,282,870. Sq. ft. cost: \$16.31.

## Structural Report

This is one of many ways to keep costs down with steel. Used imaginatively, steel usually wins out in



HOUSING FOR THE ELDERLY, 1300 Wilson Ave., St. Paul, Minn. Owners: Housing and Redevelopment Authority of the City of St. Paul. Architects: Bergstedt, Wahlberg & Wold, Inc. Structural Designers: Bakke & Kopp. Structural Engineers: Schuett-Meier Co. General Contractor: Knutson Construction Co. Structural Fabricator: The Maxson Corporation. Structural Erector: Sandberg Erectors.

first cost compared with other building materials. In the long run, there's no question. Only steel-framed buildings can be altered at low cost when it comes time for major remodeling.

If you're planning a new building, look into the staggered truss system. Get a copy of our "Struc-

tural Report," which details its use in this building, by contacting a USS Construction Marketing Representative through the nearest USS sales office. Or write U. S. Steel, P. O. Box 86 (USS 5893), Pittsburgh, Pennsylvania 15230. USS and EX-TEN are registered trademarks.



**United States Steel**

# The ubiquitous sealant

DAP® Butyl-Flex® installations are everywhere. It delivers best all-around caulking service in 9 out of 10 installations, staying on the job as long as 20-year sealants in many applications, when applied according to instructions.

Four new buildings for the Dayton, Ohio metropolitan area proposed by Brown and Head & Associates, Dayton. (A) Architect's conception of City Convention Center, consisting of a 50,000 square foot arena and 20-story, 250-room motor hotel. Lorenz, Williams, Williams, Lively and Likens, also of Dayton, were associated architects on the project. (B) Good Shepherd Lutheran Church, Washington Court House, consisting of 300-seat sanctuary, 20,000 square foot education wing, 3000-square foot administrative quarters. (C) City Transportation Center for rapid transit, bus, airline, and rail travelers, conceived for feasibility study. (D) Horticultural Center, including a 180 foot round dome for flower conservatory, single-story structure housing meeting rooms, green houses, and caretaker's quarters.



DAP Inc. General Offices: Dayton, Ohio 45401 *SUBSIDIARY OF Plough, Inc.*

- Please send me Technical Data bulletin on DAP Butyl-Flex butyl-rubber based caulk.
- Please have DAP representative call.


name \_\_\_\_\_ title \_\_\_\_\_ firm \_\_\_\_\_  
address \_\_\_\_\_ city \_\_\_\_\_ state \_\_\_\_\_ zip \_\_\_\_\_

DAP Butyl-Flex is an outstanding caulk that can live up to the performance of higher-priced sealants in construction joints where movement is not excessive . . . accounting for 90% of all caulking-sealing applications. DAP Butyl-Flex delivers all the sealant advantages inherent in butyl rubber. It has 50% elongation factor for exceptional flexibility plus adhesive qualities second to none. Makes a long-lasting, trouble-free seal between similar and dissimilar materials such as aluminum, concrete, steel, glass, marble, wood, vinyls, painted surfaces. What's more, Butyl-Flex is easy and fast to use, cutting application time and costs. Guns on without mixing, heating, priming. To receive complete technical information and specifications, please send coupon.

**DAP Inc. General Offices: Dayton, Ohio 45401** / *SUBSIDIARY OF Plough, Inc.*  
In Canada: DAP-DURATITE LTD., Toronto 10, Ontario



**DAP**<sup>®</sup>  
**ARCHITECTURAL  
SEALANTS**



For more data, circle 51 on inquiry card



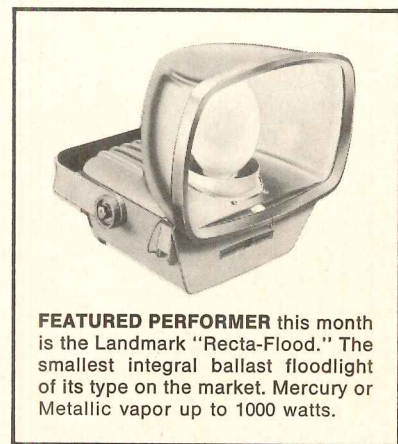
## Landmark is harmony in lighting

Each Landmark luminaire has been styled to harmonize with the esthetic considerations of many types of architecture. Further, Landmark engineering is in tune with the requirements of the lighting engineer. The lighting designer is offered a full range of light sources and illumination flexibility within a controlled number of configurations. The electrical contractor is provided with fixtures that are factory-tested, pre-wired, and easy to install and direct. The owner finds Landmark units practically maintenance-free and uniquely weatherproofed. Relamping is simple with no tools necessary. Write for photometric data, specifications, and name of Landmark representative. Our condensed catalog is in Sweet's.



### LANDMARK LIGHTING

Division of American Electric Manufacturing Corp.  
Southaven, Mississippi 38671



**FEATURED PERFORMER** this month is the Landmark "Recta-Flood." The smallest integral ballast floodlight of its type on the market. Mercury or Metallic vapor up to 1000 watts.

*For more data, circle 52 on inquiry card*



## Computers: how they really serve today's practice

COMPUTER APPLICATIONS IN ARCHITECTURE AND ENGINEERING. Edited by G. Neil Harper, associate partner, Skidmore, Owings & Merrill. McGraw-Hill Book Company, 330 West 42nd Street, New York, N.Y. 10036. xii+238 pp. \$12.50

For architects and engineers with any curiosity about the practical applications of computers to their work, this book offers more than a scanning and less than a treatise in depth. It is specific about actual programs now at work and gives detail sufficient for the reader to judge applicability to his own problems. It does not pretend to tell him how to set up his own programs for computers.

Directed to the serious professional, the book nevertheless requires no prior grounding in the special jargon of computers. Illustrations, for example, zero in on bite-size, black-and-white segments of print-out, removing them from the overwhelming reams of same-seeming gray that so inhibit the newcomer to the computer's printed output.

Editor Harper, whose firm has been in the vanguard of computer users in the A/E professions, wrote four of the ten chapters, including a hard look at the near future. Other contributors were: Charles F. Beck of Sargent & Lundy Engineers; Richard I. Krauss of Ashley, Myer and Associates; Richard C. La Velle of Arthur Anderson & Co.; William Hines Linder of the University of South Carolina; Theodore H. Myer of Bolt Beranek and Newman; Lavette C. Teague Jr. of M. I. T.; and Charles B. Thomsen of Caudill Rowlett Scott.

Subjects covered include all of the expected applications in engineering, specifications, CPM and office management. Thomsen's chapter on architecture and the computer is particularly apropos for those in search of design-related applications in the real world. A summary follows.

While architects, for many reasons, have lagged behind other professions in applying computer techniques, those reasons are dissolving rapidly through energetic work in many offices across the country.

If architects are to retain their customary role as artists, it will be only within the constraints of functional performance and realistic cost restrictions. As an attitude of optimization and efficiency, the concept of economy itself is becoming a valid esthetic expression.

### A primary role for computers: cost criteria for design

The computer promises to give architects mastery over the constraints of function and cost. This he requires to perform his art, just as a sculptor must understand the limits of his clay or the strata of his marble block. Cost is so intimately woven into all design thinking that architects often fail to recognize its prevailing influence. Yet its unwelcome surprises continue to plague them. At the root of this problem is the fact that most cost-estimating systems, even the first computer-implemented systems, are adequate for estimating the cost of a project only after it is completely designed and all decisions have been made. That is too late. Needed is a system which could be used in the late programming or early design stages, not only to define initial cost limitations, but to produce comparative information for design decisions in preliminary phases.

The first approach of Caudill Rowlett Scott to solving these problems is a computer version of its old manual techniques. It produces costs based on a given design. Quantities and definitions of materials are input. The computer retrieves cost data from a file, extends quantities, multiplies quantity times unit cost, and keeps the total. Advantages are time saving and a finer breakdown of costs. However, this is still an "after-the-fact" system.

A second, more complicated approach has engineering and geometry routines built in, so that an operator can request cost differences based on design-decision variables or performance criteria such as "How much will I save if I reduce the structural span from 50 to 30 feet?" or "How much more would it cost to increase the handling capacity of the elevator system by 3 per cent?" This approach is far more helpful but is accordingly more difficult to create.

A third approach that holds much promise is used in early schematic design stages before much is known about the design. It is a rudimentary conversation mode which allows a designer or project manager to peck away at the typewriter console for twenty to thirty minutes, winding up not only with a reasonably accurate cost estimate, but also with a clear understanding of the relative cost of the various building components.

The process still has many weaknesses. The accuracy of the calculations exceeds the precision of the assumptions. It is still necessary for the operator to understand basic price data. A quicker technique would have the machine retrieve cost data from an internal file. (Presumably these would be systems data—not the simple itemized data used in the first take-off approach mentioned above—ed.) Better yet, performance criteria should be input which would call forth a list of systems from which one could be selected.

Another basic weakness is that the building geometry must be input in some form that permits the quantity of materials to be internally calculated. Measuring this takes time. Hopefully, graphic data processing may soon ease this procedure.

In spite of these weaknesses, this last program can help a conscientious designer spend budgeted funds more effectively. Still, such programs are only fragments of a broader program which will become a true design system.

### Man-machine dialogue needed for design systems

It is not yet clear how architects will construct their computer-implemented design systems. Early approaches resulted in "black-box programs" with all possible design conditions described and all possible solutions anticipated. Input is gathered and entered, all processes are automatic, and the answer results without operator intervention. Yet there will always be considerations fundamental to the most cherished human values which cannot be rendered in forms acceptable for computation, but which cannot be left out of the design process. If architecture is to continue to express these changing values, architects must find truly new solutions.

Therefore, the black-box routine can be no more than partially successful. More promising are techniques which engage high speed machine precision with the intuitive and random-access capability of the human mind. We are still designing for people, and as long as people react to their environment intuitively, architects cannot subordinate intuitive capabilities to the sequential precision of computer logic. A symbiosis of man and machine is needed, and programs which properly engage the two are required.

A design system based on this bilateral approach is evolving in architectural offices. It attempts to optimize subsystems independently for economy but allows the architect to guide and restrict the design. The program envisions six sections. At this time, several pieces are operational, but some are still "blue sky."

1. Architectural systems. Performance criteria (acoustics, flexibility, etc.) retrieve acceptable systems. Selection of systems determines initial and maintenance costs.

2. Mechanical systems. Performance criteria (control, flexibility, etc.) define alternate systems. Selection of systems determines initial, maintenance, and operational costs.

3. Structural systems. Performance criteria (span, fireproofing, etc.) define acceptable system. Selection of system determines initial cost.

4. Vertical circulation. Design standards and zoning define acceptable solutions and cost.

5. Operation economics. Construction costs, site, fees, etc., define costs. Operational costs and other economic criteria produce expected income.

6. Building geometry. Total building areas and volumes are computed, and income-producing space is compared to total with code restrictions implied.

The program can be set up in such a way that the operator/architect can range from one section to another at will, pursuing both his esthetic inclinations and the implications of each new bit of information he gleans from the calculations.

Here is how an architect might make it work. Assume he has a client who wants to build a high-quality office building in a prestigious area. While the builder will not be interested in spending money for corporate image, he realizes that his tenants will expect quality and durability. The land costs are high; so maximum site development is appropriate.

In order to solve this general problem, the architect uses this complex of programs. He might first begin with the geometry routines. He inputs core dimensions, overall plan size and floor-to-floor dimensions, and includes basic code restrictions on maximum height and volume limitations. With the computer's help, he calculates the maximum number of floors, the total net rentable area, and the total gross area.

The next step might be to call the mechanical routine and, based on the net areas and applicable codes, calculate with more precision the core size based on actual toilet-room sizes (fixture ratios from the code would be part of the program), duct spaces, electrical spaces, etc. The decisions are made on the location of mechanical floors, chases, and basic mechanical systems. Outputs are required dimensions, mechanical spaces, and projected costs of mechanical systems.

At this point the architect may go back to the geometry program to refine his earlier assumptions on core size and net

and gross areas. From there he might call the structural program, which will output the required depth of the structural sections and their costs. After he evaluates this information, he calls the elevator program and sizes vertical circulation. He computes architectural costs and makes a trial run with the economics program computing the investor's return on the investment as projected.

Now, this is the point where the design really begins. The architect has a prototype building designed on common approaches to office buildings. But he is hardly satisfied. The objective is to continue jumping from one program to another following hunches and exploring possibilities. For instance, he knows that the code's height and volume restrictions limit income-producing space, but if he can squeeze in another floor or two within those restrictions he may help his client. Using the geometry program and the structural program together, he discovers that, if he goes to a slightly more expensive but shallower floor beam, he can save enough inches in each floor-to-floor dimension to add additional floors. With the economics program he determines that the increased rent from the additional area more than compensates for the additional structural cost. Of course he must now re-analyze the elevators since the number of stops has increased. He does so, and finds that slight increases in speed for little more money solve his problem.

The same comparisons might be made with alternate core arrangements, mechanical systems, elevators, and so forth.

While he is working with the elevators, he tries another hunch. He goes to more expensive and faster elevators but saves one cab. The total cost of the elevators is greater, but the cab space is picked up for income-producing space throughout all floors of the building. Again, it more than compensates for the additional cost, and the faster system is selected.

This program is not complete yet, and it may not develop in the precise form described. However, 80 per cent of the pieces now run in various forms. Gaps need to be filled in, and the control executive system to coordinate the group of programs must be written. Inevitably it will be, not only by Caudill Rowlett Scott, but also by many architects across the nation. It is intolerable to try to do a precision job of design with today's antiquated, clumsy arrangement of consultants. The above routines could be done in a few minutes. The same work, if dependent on today's awkward techniques of communication among structural, mechanical, and elevator consultants, cost estimators, economists, land planners, and architects, might never get done.

Another approach to "design systems" is under way at Computer Service, Inc., and Reynolds, Smith and Hills, Architects and Engineers, both of Jacksonville, Florida, who are jointly developing an Architectural Building Design System (ADS). ADS will also provide the design team with cost estimates and design information for the civil, mechanical, electrical, and structural disciplines as the design progresses from preliminary concept to final plans and specifications. ADS is also being developed in a modular-building-block fashion not only to achieve flexibility but also to produce usable computer programs during the development period. The total development effort will span several years and will be highly sensitive to advances in the state of the art of computer technology.

One of the old saws among computer aficionados is that one always overestimates what can be accomplished in the near future but underestimates the opportunities of the next decade. This is particularly true in architecture. Even if the profession remained as it is today, computers would be useful in many ways. At Caudill Rowlett Scott, every department has found useful applications. In only two years, over a hundred programs have been written, a computer has been leased which is now running overtime, and many staff members have developed the attitude that the machine is indispensable.

Computers alone will not mitigate all architecture's contemporary ills, but they will surely help architects face the future's increasing complexities with more assurance and skill. And assuming that architecture continues to attract intelligent, energetic youth and equip them with technology's newest and most effective tools, it just may succeed in hammering tomorrow's megalopolis into a viable environment.

```

PROGRAM WILL PAUSE FOR PAPER ADJUSTMENT OR DATA SWITCH ADJUSTMENT.
SET DATA SWITCH 15 TO SUPPRESS INSTRUCTIONS.

EARLY START ESTIMATE
* COPIT * LOCATION * DEVELOPMENT * ESCALATION *
* 1.25 * .80-1.40 * .90-1.10 * 1.00-1.10 *
@ 1.25 1.03 1.03 1.05
PROJECT FACTOR = 1.39

PROJECT TITLE AND DATE
TEST 3-22-67

OPERATOR'S NAME
THOMSEN

GROSS HEATED AREA OF BUILDING
10000.

SECTION 1. ESTIMATE COST OF EXTERIOR WALL SYSTEMS*****
ESTIMATE FLOOR TO EXTERIOR WALL RATIO (GROSS AREA PER FLOOR/LIN FT OF EXTERIOR WALL) - APPROXIMATELY 15. TO 35. IS USUAL FOR A SIMPLE BUILDING.
20.

SYSTEM * PCT * UNIT COST * HEIGHT *
BRICK W BLK * 85. * 3.50 * 13.
GLASS * 15. * 5.00 * 13.


CAULKING ESTIMATED AT .02/SQ FT = 278.48
TOTAL COST OF EXTERIOR WALLS = 33992.71
COST PER SQ FT OF BUILDING AREA = 3.39

TO RECALCULATE THIS SECTION TYPE '1.'.

```

A cost estimate for early design stages works as follows: The operator drops two cards in the card reader. The program is called off a magnetic disk, and the console typewriter types the above. COPIT is a factor entered for contractor's overhead, profit, insurance, and taxes. LOCATION anticipates regional cost changes from national average price data. DEVELOPMENT includes site contracts, taxes, bidding climate, etc. ESCALATION anticipates price fluctuations from design to bidding time. The designer types the circled factors, and the computer computes and prints the project factor, which is used as a multiplier on the remainder of the building costs. The program continues to estimate the cost of the basic building systems. Shown above is the section for exterior walls. The designer inputs the circled information; the machine does the rest.

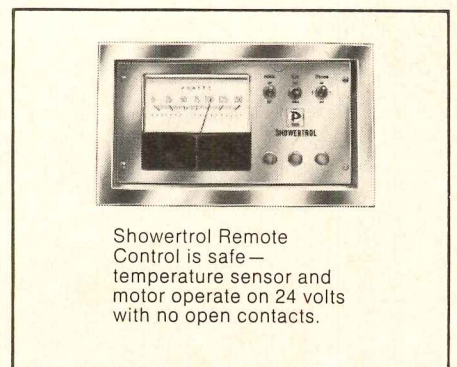




# to clean up a class

in 1 to 4 separate shower rooms as far away as 300 feet, **Showertrol®** puts you in desktop command, automatically. Talk about shower power! Flick a switch. Turn showers on. Turn showers off. Set water temperature where you want it. Temperature remains constant, automatically. Or cool down the water while showers are running. You get a quick, accurate reading of the change. Right at your desk. As far away as 300 feet from the shower rooms.

- Showertrol makes it so. Puts you in remote command of a Powers Series 430 Hydroguard®—the thermostatic shower-bath control that watches water temperature. Assures you of the very latest in shower comfort, safety and convenience. And Showertrol saves steps, time and water.
- Whatever your need, showerheads to Showertrol, you can be confident: **Powers keeps you in control.**



For more data, circle 53 on inquiry card

# Amid all the claims for movable partitions, we make just three.

## Masonite Quick Change partitions give design flexibility.

The inside of your building shouldn't look like the inside of every other building.

How do you get variety?

Answer: Masonite Quick Change partitions. They give you the design flexibility you need to give every building interior its own personality.

For instance, there are ceiling-high and cornice-high Quick Change partitions. Low rail and glazed rail versions. Flush post and feature post models.

Then there's a variety of Royalcote woodgrain finishes to choose from. And decorator colors, too. Or, leave the hard-board panels unfinished for field decorating.

In total, design flexibility.

## Fast and easy installation.

Part of any partition cost is installation time and labor.

Quick Change partitions are designed for fast, economical installation with



a unique friction fit that minimizes labor and parts. Our designers understood labor costs and kept them to a minimum. So they designed a system that permits you to run a straight ceiling-high partition wall almost any length without the use of mechanical fasteners. One that's sturdy and good-looking, too.

## Quick Change partitions are really movable.

It may be stating the obvious, but mov-

able partitions should be movable.

As the name implies, with Quick Change you can change quick. Not as fast as Superman in a phone booth—but quick.

The reason is the inherent design simplicity of Quick Change partitions.

They can be moved and put back together again easily. And as sturdily as ever.

When you think about it, beauty coupled with design flexibility, fast, easy installation, and quick changes are the most important considerations for movable partitions.

We've got another secret weapon, too. It's our Partition Representatives. These partition specialists are trained, skillful professionals who are strategically located near you. They're waiting to give you all the details on Quick Change Partitions.



MASONITE CORPORATION, Dept. AR-1  
Box 777, Chicago, Illinois 60690

Please send me your literature on Masonite Quick Change movable partition systems.

Please have your representative call.

Name \_\_\_\_\_ Title \_\_\_\_\_

Company \_\_\_\_\_

Street \_\_\_\_\_


City \_\_\_\_\_ State \_\_\_\_\_ ZIP \_\_\_\_\_

Masonite and Royalcote are reg. trademarks of Masonite Corporation. Quick Change is a reg. trademark of Glen O'Brien Movable Partitions Co.

For more data, circle 54 on inquiry card

For more information circle selected item numbers on Reader Service Inquiry Card, page 217-218.

**NEW!**




**SYMONS DEEP GROOVE STRIATED FORM LINER**

Symons Deep Groove Striated Form Liner leaves a soft, handsome effect to exposed concrete surfaces. Of prime benefit to the architect is the manner and ease of finishing the deep groove striations, reducing the exposure of any imperfections that may be present due to rock pockets, honeycombs and bug holes.

Normal size of the liner is 4' x 8', but can be ordered in any size up to 4' x 16'. It is made entirely of a wood composite, which can be easily attached to the forming surface.

Striated form liner may be used in conjunction with Symons Rustication Strip, illustrated below. Ties are inserted through the Rustication Strip, leaving the tie hole in the impression, and not in the face of the concrete. Complete details about the striated form liner and rustication strip are available upon request.



**CONCRETE FORMING EQUIPMENT**  
**SYMONS MFG. COMPANY**  
 122 EAST TOUHY AVE., DES PLAINES, ILL. 60018

**MORE SAVINGS WITH SYMONS**

For more data, circle 55 on inquiry card

**COMPUTER CLIMATE CONTROL** / A paper prepared for the technical meetings held in conjunction with the Climate Control Equipment Show in Frankfurt, Germany, last month covers air purification, reliability, performance and space economies relevant to computer climate control. ■ Liebert Corporation, Columbus, Ohio.

Circle 400 on inquiry card

**JOIST SPECIFICATION** / The 1969 edition of *Standard Specifications and Load Tables* for high-strength open-web steel joists provides all technical data needed for specification of joists to carry uniform loads on spans up to 96 feet. ■ Steel Joist Institute, Washington, D. C.

Circle 401 on inquiry card

**METAL SCULPTURE** / An eight-page catalog presents 28 wall and standing sculptures designed by William Bowie in polished stainless steel, bronze, brass or gold-leafed steel. ■ The Sculpture Studio Inc., New York City.

Circle 402 on inquiry card

**ON-SITE WASTE DISPOSAL** / Literature explains the advantages of disposing of wastes where they are created. The basic unit, a moveable, self-contained, multi-chambered incinerator, would prove convenient, for instance, in eliminating wastes in the surgical wing of a hospital. ■ The Silent Glow Corporation, Hartford, Conn.

Circle 403 on inquiry card

**CURVED ROOF PANELS** / Revisions of design specifications for plywood curved roof panels and glued plywood beams are covered in a booklet that supplements the 1966 *Design Specifications* manual and replaces design sections in the 1964 *Design and Fabrication* manuals. ■ American Plywood Association, Tacoma, Wash.\*

Circle 404 on inquiry card

**ALUMINUM WINDOWS** / An eight-page color catalog on NAARCO aluminum monumental windows in color anodic finishes covers projected and casement windows, vertically-pivoted and top-hung windows, and custom application windows. ■ North American Aluminum Corporation, Kalamazoo, Mich.\*


Circle 405 on inquiry card

**WATERPROOFING AND ROOFING** / The 1968 *Waterproofing and Dampproofing Manual* and the 1968 *Built-up Roofing Manual* include detail drawings of suggested methods of handling typical critical areas. ■ Koppers, Pittsburgh.\*

Circle 406 on inquiry card

\* Additional product information in Sweet's Architectural File

more literature on page 94



**If your next project requires a laundry... why not plan and equip it on your lunch hour?**

Simply have lunch with your American Sales Engineer. (Naturally, he'll be glad to buy.) Give him the necessary details. And forget it.

He'll be back in short order with complete floor plans, equipment recommendations and capacity data. And you'll find his recommendations reliable because American's complete line does not limit his choice of equipment to anything beyond, or short of, your client's needs.

He'll also supervise installation and see to it that your client's laundry stays in good working order. Parts, service and field engineering help are available . . . anytime . . . anywhere.

Put this professional on your staff. Just call your nearby American office or write: American Laundry Machinery Industries, Division of McGraw-Edison Company, 5050 Section Avenue, Cincinnati, Ohio 45212. And have an expensive lunch!

**American**  
 American Laundry Machinery Industries

For more data, circle 56 on inquiry card



Butler County  
Community Junior College  
El Dorado, Kansas

Architects: Schaefer-Schirmer  
& Eflin

Roof: Designer Early American  
by Ludowici-Celadon Co.


*Award-winning Architects Choose*

## **Ludowici Clay Roofing Tile...**

The roofs of these graceful college buildings are the focal point of attention—provide distinctive styling that set the pattern for the overall structural design.

Award winning architects prefer Ludowici Roofing Tile because of its versatile beauty—its practical durability and non-fading colors.

Varied patterns, colors and surfaces offer an unlimited choice of roof styling in hard-burned clay—all architecturally sound and with award-winning quality of design.




WIDE SELECTION OF OTHER PATTERNS,  
TEXTURES & COLORS

For additional information write or phone:

**LUDOWICI-CELADON COMPANY**  
75 East Wacker Drive • Chicago, Illinois 60601

*Manufacturers of quarry tile, the nation's largest producer  
of roofing tile and NAILON Facing Brick.*

For more data, circle 57 on inquiry card



Office of Max O. Urbahn, Architects  
© American Saint Gobain 1969

In New York's first post-tensioned skyscraper...  
**ASG's Starlux separates space,  
ASG Bronze helps soak up the sun**

With its rhythmic facade of concrete window frames, the Franklin Delano Roosevelt Postal Station and office tower is one of New York's most tasteful new skyscrapers. It rises 32 stories over the East Side and is the first building in the city to be built using post-tensioning techniques.

It is glazed throughout with glass by ASG—the tower with ASG Bronze plate glass, the lobby with ASG's clear Starlux® plate glass.

The Bronze glass reduces heat and glare from the sun, while its mellow amber tint accents interior colors. The clear Starlux rings the lobby and forms an interior dividing wall 16 feet high.



This wall separates office traffic from traffic entering the post office, yet it maintains the visual unity of the entire lobby. The Starlux also carries natural light to the elevator banks, escalator approach, and a decorative reflecting pool.

If you would like to know more about ASG's Starlux, ASG Bronze plate glass, and the complete line of ASG architectural glasses, look us up in Sweet's. Or write Dept. D-1, American Saint Gobain Corporation, P.O. Box 929, Kingsport, Tenn. 37662.









is the finishing touch . . .  
because:

Sunroc leads with innovations in engineering and design features acknowledged by imitators . . .

Is first with designs like the semi-recessed and fully recessed drinking fountains . . .

And first with engineering features such as lefthand bubbler, package cooling, and vandal proof drain . . .

With realistic pricing to meet most any construction budget . . .

With constant attention to the small as well as large engineering details, to assure lasting satisfaction for your most exacting client.

See Sweet's Architectural File or Mechanical Products Catalog for basic specification data, or write for A.I.A. Catalog.

**SUNROC**

Box 31  
Glen Riddle, Pa. 19037

S-800

For more data, circle 58 on inquiry card

# turn on

to now... when you  
design with light  
the mcPhilben

way... Boldly executed pole lights providing an exciting new curvilinear form. These additions

to mcPhilben's concept of lighting continuity are ideally suited to the illumination of walks, shopping malls, campuses and parking areas. The luminaire is unitized cast aluminum construction, unique to mcPhilben . . . in triple ground satin finish, anodized for permanent beauty. Available in Mercury Vapor, Incandescent or Quartz Halogen, the 29 Line gives you a broad range of light distributions. Explore the stimulating visual relationships made possible by this great new family of pole luminaires. . . . Turn on to now . . . design with light the mcPhilben way.

29 Line Luminaires are weather-proof, mounted on seamless extruded aluminum poles - 3" in diameter. Available in a Mercury Vapor series, using an asymmetric prismatic lens with up to 175W lamps. The Incandescent or Quartz Halogen series, using a clear tempered glass, provides an additional range of wattages and light distribution.

Let us send you complete specification data on the 29 Line.



make your  
statement specific  
make it . . .

**mcPhilben**

mc PHILBEN LIGHTING  
EMERSON ELECTRIC CO., INC.

270 LONG ISLAND EXPRESSWAY/MELVILLE, NEW YORK 11746  
Canada: 2275 Midland Ave., Scarborough, Ontario


For more data, circle 46 on inquiry card

## Moto Flow CONVEYOR

Freight elevator performance  
at a fraction of the cost!

- Approved for installation in new buildings or old; classified as freight conveyor.
- Moves bulky and palletized loads to and from mezzanines as well as between floors.
- Four models with capacities from 2000 lbs. to 6000 lbs.
- Operates at any angle between 30 and 70 degrees, indoors or outside.
- Does the work of a freight elevator at a small fraction of the cost.
- Optional automatic loading and unloading accessories for incorporation with present materials handling system.

SEND FOR CATALOG  
SHOWING VARIED  
INSTALLATIONS AND  
ENGINEERING DATA.



**M-B COMPANY**

NEW HOLSTEIN, WISCONSIN 53061 • DEPT. AR-1

Phone: (414) 898-4261

669

For more data, circle 50 on inquiry card



*FMC Corporation, Packaging Machinery Division, Philadelphia Plant, Horsham, Pa.; Architects & Engineers: Alexander Ewing & Associates, Philadelphia, Pa.; General Contractor: Irwin & Leighton Inc., Philadelphia, Pa.*

## These **SMITH WALLS** show architectural ingenuity

The contrasting colors . . . the different panel profiles . . . are tastefully combined with each other. And with other building components of masonry and glass. The result shows architectural ingenuity. It also shows the design freedom you can exercise with Smith Walls.

So let your imagination be your guide. We'll custom-engineer Smith Metal Walls to your design . . . and

your exacting specifications.

But custom-engineering is only the beginning of our Single Responsibility concept. Smith Walls are fabricated, delivered and erected by our own people . . . on a firm schedule . . . under rigid experience-established procedures that assure customer satisfaction. We control every sequence of the operation. This guarantees a smooth, efficient installation. Cuts

erection time and holds down costs.


Smith Walls can fit into your plans. Specify Smith Walls in place for your next project . . . whether it's a single building or complete complex . . . new construction or remodeling.

For complete information, including specifications, check Sweets' File or write to:



**ELWIN G. SMITH & COMPANY, INC.** Pittsburgh, Pa. 15202 / Atlanta • Boston  
Chicago • Cleveland • Cincinnati • Dallas • Detroit • Philadelphia • Toledo • New York  
For more data, circle 59 on inquiry card





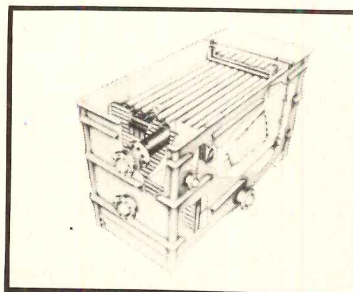

# Filter power

## University of Tennessee Student Aquatic Center Chooses Bowser-Briggs Swimming Pool Filters

"Fun for Everyone" (the official motto) is the best description of the outstanding new \$1.7 million Student Aquatic Center at the University of Tennessee. Consisting of two 50 meter Olympic pools (indoor and outdoor), a separate 15 foot deep indoor diving well, sundeck area, weight room, sauna baths, dance area, game rooms and lounges, the new center has been described as the most advanced in the nation.

It was fun, too, for Bowser-Briggs to install the 2 huge model 618A vacuum filters, each providing 1008 sq. ft. of filter area—with maximum flow rate of 2000 gal/min in an 8 hour turnover. Each filtering system also is equipped with a Bowser-Briggs dry feeder to feed DE slurry into the system. During periods of heaviest load, filtering cycles have been experienced up to 28 days.


Why not consider Bowser-Briggs superior filtration systems for your next pool. Write today for complete information on our latest filtration systems.



**KEENE FILTRATION**  
CORPORATION DIVISION

COOKEVILLE, TENN. 38501  
FORMERLY BOWSER-BRIGGS

For more data, circle 60 on inquiry card




*Jefferson Market Branch Library (Restoration) New York, New York. Architect: Giorgio Cavaglieri, FAIA.*


*We are indeed gratified that Follansbee Terne is a major design component in four of the twenty buildings selected by the American Institute of Architects for a 1968 honor award.*

# FOLLANSBEE

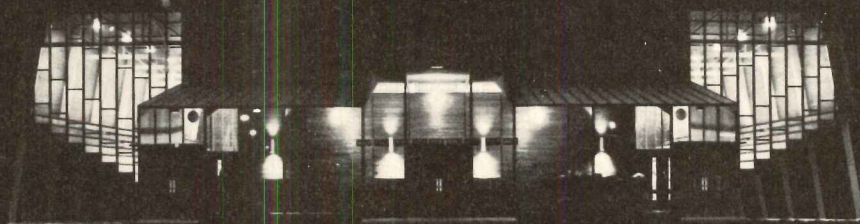
FOLLANSBEE STEEL CORPORATION  
Follansbee, West Virginia



*Residence, Purchase, New York. Architects: Gwathmey & Henderson.*



*Suburban YM & YWHA, West Orange, New Jersey. Architects: Gruzen & Partners. Consulting Architect: Abraham W. Geller.*



*Washington and Lee High School Gymnasium, Montross, Virginia. Associated Architects: Stevenson Flemer, Waitsfield, Vt., Eason Cross and Harry Adreon, Washington, D.C.*

COMING  
YOUR WAY  
NEXT  
MID-MAY . . .

## RECORD HOUSES

**A**merica's 20 best-planned houses of the year will be featured in RECORD HOUSES OF 1969. A year in preparation, the mid-May annual will present to Record subscribers the work of a wide variety of architects ranging from the well-known to those talented architects new to the ranks of major innovators.

The houses will win for their architects and owners Architectural Record's coveted ANNUAL AWARD OF EXCELLENCE FOR HOUSE DESIGN. All 20 award-winning houses will be fully detailed with photographs (many in full color) plans, schematics. This highly visual presentation of each house, coupled with a clear statement of the problems and purposes behind its planning, will make RECORD HOUSES OF 1969 an ideal tool for opening your clients' eyes to ways in

which architecture can serve their individual needs, aspirations and way of life.

To contribute further to this goal, selected editions of RECORD HOUSES OF 1969 will be placed in the hands of the nation's most productive "Sweet's-qualified" interior designers, in addition to "Sweet's-qualified" builders.

The distribution of RECORD HOUSES annuals to architects, engineers, interior designers and builders is dedicated to mutual understanding among all, in the interest of better housing.

The house building and buying public will find it on sale at leading bookstores.

Note: The houses shown here are from RECORD HOUSES OF 1968.



Hillside House, Baltimore, Maryland.  
Architect: J. William Ilmanen.  
Photo by Norman McGrath.



Suburban House, Purchase, New York.  
Architects: Charles Gwathmey and Richard  
Henderson of Gwathmey & Henderson.  
Photo by Bill Maris.

OF 1969




Woodland House, New York State.  
Architect: Edward L. Barnes.  
Photo by Green © (ESTO).



Woodland House, New York State.  
Architect: Edward L. Barnes.  
Photo by Green © (ESTO).

Smith House, Darien, Conn.  
Architect: Richard Meier.  
Photo by © Ezra Stoller (ESTO).



Light is to see by.  
Light is to be welcomed by.  
Light is to have  
without a lot of poles.



Poles are ugly. Light is friendly. We'd like to sell you more light with fewer poles.

You see here how Crouse-Hinds lighting systems even out illumination and do away with pole clutter. No waste. Compared with streetlights, you may need only half the poles and fixtures to light parking lots or other large areas. You get light that builds traffic and helps it move safely.

Today, there's an entire line of coordinated Crouse-Hinds luminaires. To spot a spire or flood an acre. To brighten walkway, facade, entrance,

you name it. Pleasing to see by day, pleasing to see by at night.

Let's begin with where you want to light. Our new Idea Book starts ideas. Check the reader service card, and we'll send it to you. Or, if you'd like to talk to one of our lighting specialists, call us or your nearby Crouse-Hinds agent or distributor. He will do the analyzing, costing and comparing. With an assist from our home office computer.

We'd like to hear from you.

Outdoor Lighting Dept., Crouse-Hinds Co., Syracuse, N.Y. 13201.

**CROUSE-HINDS**



continued from page 82

**ROOF DECK INSULATION** / A 12-page booklet gives complete information on *All-Weather Crete* with a special section on plaza systems. ■ Silbrico Corporation, Chicago.\*

Circle 407 on inquiry card

**VINYL WALLCOVERING** / *A Practical Guide to Specification, Selections, Use and Care of Victrex Vinyl Wallcovering* is "designed to help the specifier with building codes, fire classifications and government regulations." ■ L. E. Carpenter & Company, New York City.\*

Circle 408 on inquiry card

**HEALTH CARE COMMUNICATION** / *Complete Communications for Health Care* is a four-page folder describing various types of communications systems especially designed for hospitals, nursing homes and retirement centers. ■ DuKane Corporation, St. Charles, Ill.

Circle 409 on inquiry card

**ACOUSTICAL TILES AND PANELS** / Three folders describe different ceiling tiles and panels for sound control. *Temper-Tone 360* tiles have "closely-spaced fissures and tiny perforations in a non-directional pattern." *Spintone 360* panels, though similar, are designed for exposed grid ceiling systems. And *Spintone 360 Quadrette* panels are lay-in units with rabbeted edges that achieve a three-dimensional effect. ■ Johns-Manville, New York City.\*

Circle 410 on inquiry card

**ADMIXTURES** / A 16-page booklet gives data on the following: *Pozzolith*, a water reducing, set-controlling agent; *MB-VR*, an air-entraining agent; *Stearox*, an integral water-repellent for concrete and mortar; *MB-HC*, a water-reducing retarder; and *Omicron Mortarproofing*, a water-reducing, plasticizing admixture for masonry mortar. Besides charts and graphs showing performance of products, there are photos of buildings in which the products have been used. ■ Master Builders, Cleveland.\*

Circle 411 on inquiry card

**WATERPROOFING** / An eight-page brochure describes five long-term waterproofing products and includes architectural specifying guides and coverage tables. ■ Chemstop Manufacturing Corporation, Burbank, Calif.


Circle 412 on inquiry card

**MARBLE PRODUCTS** / A 12-page color catalog introduces new columns, doorways and desks, among an extensive line of 100 per cent fortified marble products. ■ Venetian International, Inc., Dallas.\*

Circle 413 on inquiry card

\* Additional product information in *Sweet's Architectural File*

# Haws makes a better-looking drink of water.



...write for our catalog  
and we'll prove it!

**Yes**, send me your colorful catalog illustrating Haws drinking fountains and water coolers of distinction.

Name \_\_\_\_\_ Title \_\_\_\_\_

Firm \_\_\_\_\_

Street \_\_\_\_\_

City \_\_\_\_\_ State \_\_\_\_\_ Zip \_\_\_\_\_



**DRINKING FOUNTAINS**  
**WATER COOLERS**

**HAWS DRINKING FAUCET COMPANY**  
1441 Fourth Street • Berkeley, California 94710

Also manufacturers of emergency decontamination showers,  
eye/face-wash fountains, and laboratory faucets

For more data, circle 62 on inquiry card

◆ For more data, circle 33 on inquiry card

# You want your building at the lowest possible cost.

## It may take our most expensive glass to do it.

It's more than glass.

It's Thermopane® insulating glass with a micro-thin coating of metal on the air-space side of one pane. We control this coating to control infrared and ultraviolet rays and cut glare. And to reduce heating and air-conditioning costs as much as 50%.

Our most expensive glass could turn out to be the most economical you can specify and it demonstrates an important L-O-F capability: the combining of materials in new ways to achieve desired characteristics.

Incidentally, our most expensive glass isn't that expensive.

Libbey-Owens-Ford Co.  
Toledo, Ohio 43624.



# The Growing World of Libbey-Owens-Ford



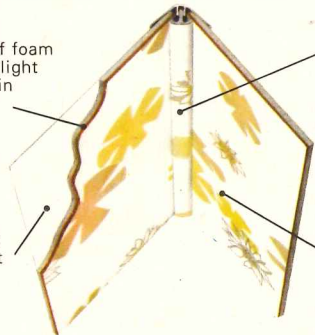
For more data, circle 63 on inquiry card

# Think tile is the only way to moisture-proof a wall? Look again.



Center core of foam conforms to slight irregularities in subwall for smoother installation.

Extra strong backing sheet for permanent bonding to subwall.



Two-piece trim molding of heavy gauge extruded aluminum. Exposed cap surfaced with pattern-matched FORMICA® brand laminate. A total of five moldings available.

Surfaced of FORMICA® laminate is maintenance free, won't chip, crack, discolor; wipes clean with damp cloth.

## Here's how with FORMICA® Panel System 202

Now with FORMICA® Panel System 202 you can specify a moisture-proof wall and create an entire new look at the same time. Panel System 202 features a smooth surface with no grout lines to get dirty. It won't chip, crack or crumble, and goes over any structurally sound wall. Panel System 202 comes in 18 appealing patterns and woodgrains. Best of all, it *keeps* its beauty for the life of the installation. Send for our new 8-page folder of application and product data on Panel System 202. Write Dept. AR-19

There are other brands of laminate but only one

**Leadership by design**



Formica Corporation • Cincinnati, Ohio 45232 subsidiary of



For more data, circle 64 on inquiry card

# URBAN HOUSING: A COMPREHENSIVE APPROACH TO QUALITY

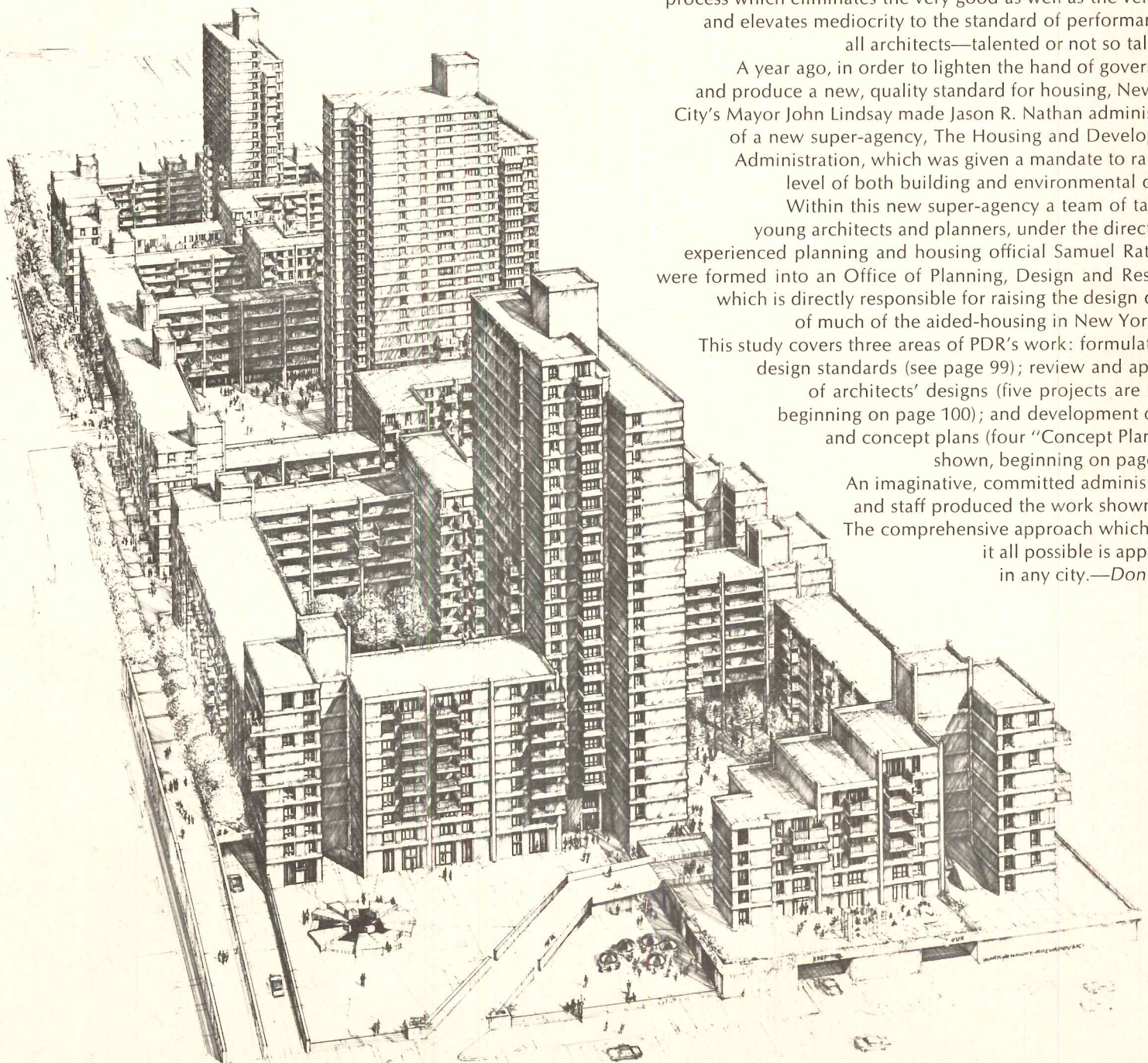
Housing, particularly Government-aided housing, is created under a plethora of Federal and/or state and city standards, under regulations and sometimes overwhelming statutory requirements, under rigid cost constraints, and, frequently, under a heavy-handed, bureaucratic review process which eliminates the very good as well as the very bad, and elevates mediocrity to the standard of performance by all architects—talented or not so talented.

A year ago, in order to lighten the hand of government and produce a new, quality standard for housing, New York City's Mayor John Lindsay made Jason R. Nathan administrator of a new super-agency, The Housing and Development Administration, which was given a mandate to raise the level of both building and environmental design.

Within this new super-agency a team of talented young architects and planners, under the direction of experienced planning and housing official Samuel Ratensky, were formed into an Office of Planning, Design and Research, which is directly responsible for raising the design quality of much of the aided-housing in New York City.

This study covers three areas of PDR's work: formulation of design standards (see page 99); review and approval of architects' designs (five projects are shown beginning on page 100); and development of area and concept plans (four "Concept Plans" are shown, beginning on page 110).

An imaginative, committed administration and staff produced the work shown here. The comprehensive approach which made it all possible is applicable in any city.—Don Raney



## RAISING THE DESIGN QUALITY OF URBAN HOUSING TOOK COMMITMENT, AND TALENT, AND EXPERIENCE

problems of creating good design get harder. What is possible during the design of preliminaries or schematics may no longer be feasible at the time construction contracts are signed and the mortgage closed. There is always the suspicion on the part of the "numbers" people that good design is somehow exotic, costs more, takes more time, and interferes with production; also that good design can somehow be added and subtracted.

In the past, in New York City, this thinking has led to housing with standard eight foot ceilings, and flatplate construction faced with common brick—a brick-box-punched-full-of-holes with L-shaped living rooms. Luxury housing added somewhat larger rooms, carpeting in the public halls, some jazz in the lobbies, and face brick in place of common brick.

Setting the new standard in New York involved some acceptance of new costs. But there are offsets. A good example is architect Herbert Mandell's design for Harbor House (page 102) where his innovation in use of materials and construction has greatly reduced the cost differential. The problem has been how to get the innovative and concerned architect involved in government-aided housing.

### Good design can't happen unless the Mayor really wants it

Mayor Lindsay and his top administrators have deep and intelligent concern with the City's physical pattern, evolution, and growth. Under Lindsay, design departments have been created, strengthened and upgraded in many city agencies, and design quality and style have been established as critical goals. This has been implemented through creation of the Urban Design Council, the Urban Design Group within the City Planning Commission (see RECORD, January 1968), the office of PDR in HDA (covered in this story), and a deputy administrator for design in the new Parks, Recreation and Cultural Affairs Administration. It has been implemented through a re-structure of fee scales in the HDA's Mitchell-Lama Program by an average increase of approximately 30 percent in the basic fee plus a premium (rather than a penalty) for diversity, and it has been implemented through a consistent effort to attract the best talent to the program, especially young and not yet renowned talent, and to deal with it sensitively and respectfully. Much has been accomplished; it has been an educational experience for all those involved, and out of it has come the kind of administrative fabric which could be applied elsewhere, to the good of any urban area.

But crucial to establishing such an administrative fabric is the development of a design staff that is talented and realistic enough to command respect both in the architectural profession and in the complex bureaucracy which produces government-aided-housing. This is also no small task, but . . .

### A genuine call for urban quality brings out talented designers

And this is what the PDR has had going for it during its first year. First, and probably most important, many younger people are increasingly involved in the urban crisis and clearly less interested in the beautiful but socially irrelevant building. The opportunity to have a voice, or possibly a hand, in rebuilding New York has been a compelling motivation. Second, the Lindsay style, and that of his top officials who are genuinely responsive to design quality, has acted as a powerful magnet. Third, the creation of a separate design office whose sole objective is the pursuit of design

How did the office of Planning, Design and Research, which is responsible for the work shown in this study, accomplish something that others had talked about for years? Obviously good design is not created by fiat, and in a time of sharply and continuously rising costs the

quality within agreed-upon time and cost goals gives a status to design which it does not have as one of the multiple functions in the development process.

In setting up this office, its delegated responsibilities were "to act on behalf of the HDA Administrator in all matters of physical planning, building and environmental design." Specifically, PDR "includes the formulation and maintenance of design standards (see next page), the development of area and concept plans (see page 110), the conduct of design review, the selection of architectural planning and other related professional consultants (see page 100). It shall also undertake a program of experimental design, endeavoring to produce through the use of advanced technology, coupled with creative planning and design, more and better housing in the public sector and to set new and higher standards of achievement in the private sector (see next page). Finally, it shall serve as a liaison with the City Planning Commission and other City Departments with respect to the City's overall design goals and their fulfillment."

Thus the Office of Planning, Design and Research has been constituted to attract some gifted young people, and has had the great leavening of their aspiration, enthusiasm and faith.

But, of course, there is always the danger of too much aspiration and too little experience in or knowledge of the parameters of the achievable. For this reason several members of the PDR staff were selected for their long-time exposure to the hard realities of building government-aided programs in New York City, as well as for their receptivity to new patterns. The objective has been for them to function together creatively and productively.

### PDR also coordinated design for New York's Model Cities program


The City's three Model Cities areas are: Harlem-East Harlem; South Bronx; Central Brooklyn, including Bedford Stuyvesant, Brownsville and East New York.

Harlem-East Harlem is comprised of old- and new-law tenements crowded together on narrow, bleak blocks. Central Brooklyn is much less homogeneous, with Bedford Stuyvesant distinguished by the wide tree-lined avenues and row houses that have



This Evergreen Gardens project was completed in 1962.

Riverbend, designed by Davis, Brody & Associates.



made it a desirable middle class residential area since the first third of this century. These communities therefore required housing that differed in terms of height and density. Different also was the amount of clearance or rehabilitation appropriate to each neighborhood and the sizes of parcels that could realistically be assembled.

Sites were selected by the community acting through its planners. The City reserved to itself discretionary powers of review. Certain inherent problems in the program included the high percentage of cars required by the Zoning Resolution to be parked on the site (affecting both open space and economics) as well as the stringent cost factors associated with the programs available to finance the housing itself (the City's principal financial contribution was the land write-down—the housing was to be built under two Federal programs—low-cost public housing and 221(d)(3)).

Under PDR's guidance, Gruzen and Partners coordinated the seventeen architects selected by the Housing Authority for the low-cost housing. PDR concerned itself with the establishment of overall design criteria. Particular emphasis was placed on architecture that respected the existing character of the streets. Close adherence to street lines permitted maximum use of rear yards as open space available to the tenants of each building, and emphasis on the street as a place of public importance. Every attempt was made to respect the existing scale of the neighborhood and to foster a feeling for renewal that would be associated with new life for the whole community and not just for the few destined to live in the new buildings.

Individual architects were encouraged to experiment with siting and parking solutions to maximize the open space available on each site. PDR prepared site plans for each site. Architects were encouraged to modify basic building types on a site by site basis, introducing such design variations as bay windows and French doors (both for the first time in this type of publicly-assisted housing in New York).

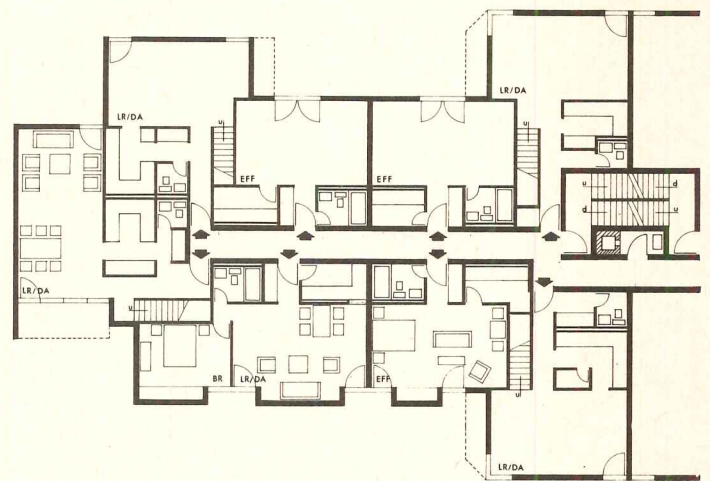
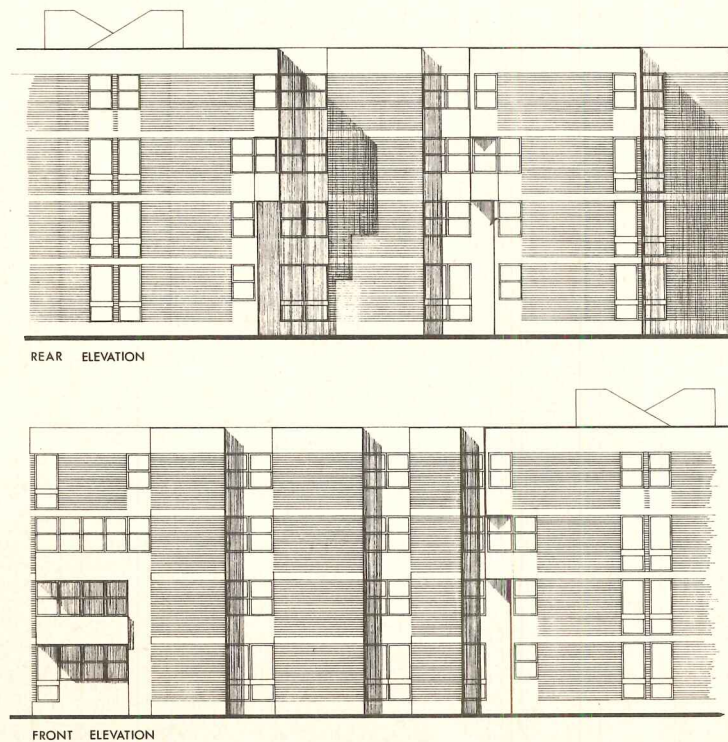
Anticipating the lack of familiarity of many of the architects with the 221(d)(3) program in relationship to the above factors, PDR developed two prototypical buildings. One of these, based

on a close reading of the Multiple Dwelling law, eliminates outside fire escapes in Class 3 (semi-fireproof) construction—chosen because it was believed to have economic advantages in a vest-pocket program of this kind. Both prototypes sought to demonstrate that this class of construction, traditionally confined to speculative low-density housing in the utilized areas, had within it considerable design possibilities. The design for one of these prototypes is shown below. The PDR design team consisted of Romin Koebel, Edward L. LaMura, and Alanne Baerson, assisted by Milton R. Newman. Paul Mauch was the technical advisor.

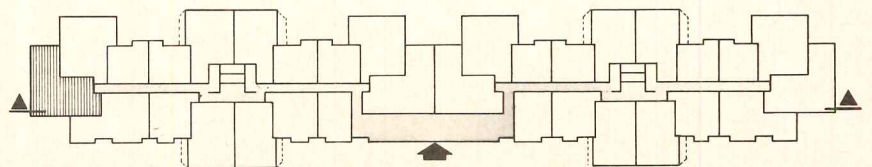
The subtle ambience in which good design can flourish has been created in New York City. The pages which follow depict a part of the work in which HDA's Office of Planning, Design and Research under the direction of Ratensky has been involved over the past year. The five projects shown are the work of contract architects. Here, PDR's role has been to demand and encourage the architect's best and to run interference for him where necessary. Equally distinguished and precedent breaking work, such as Davis, Brody & Associates' Riverbend Houses (see photo below), and Waterside (in final working drawing stage and pending construction), which were begun and largely formulated under the previous administration, are not included, nor are major projects—Ruppert Renewal Area, Washington Street Renewal Area, Brooklyn Bridge SE—which are in too early a stage to merit publication. Also shown below is an early Mitchell-Lama, government-aid-project, completed in New York in 1962, Evergreen Gardens.

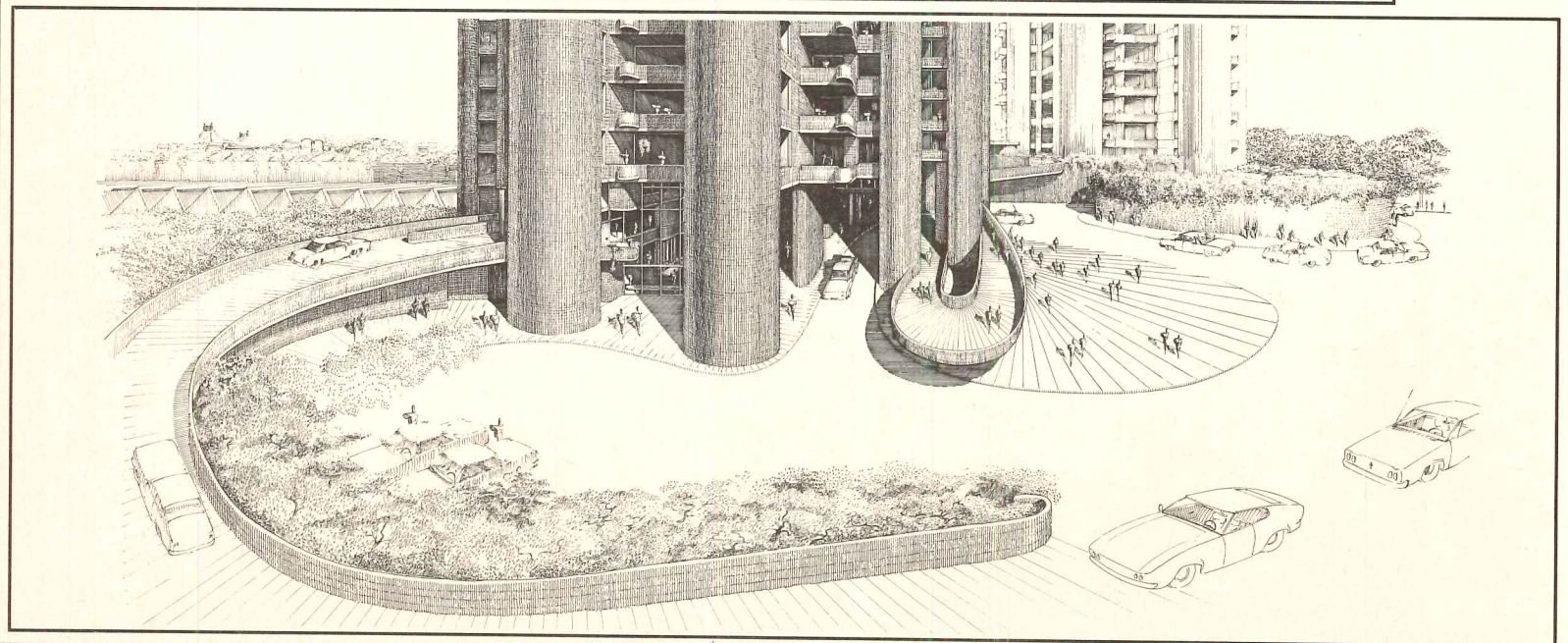
Throughout this study credits are given to individual staff members who contributed directly to specific projects. However, general credits are due to architect Paul Mauch, for advice on all middle-income housing developments; architect Hugh McClellan, who contributed to the detailed development of urban renewal concept plans, and to architects James Steward Polshek, Richard Meier and Bernard Spring, who are serving as consultants to Planning, Design and Research.

Two basic levels of design are illustrated in the following pages: actual projects designed by contract architects, both within and outside of renewal areas, are on the next ten pages, and "Concept Planning" for urban renewal areas begins on page 110.



One of two prototypes designed as a guide to architects unfamiliar with the 221(d)(3) program as it will be applied to the three Model Cities areas in New York City. The design is based on a close reading of the multiple dwelling law, and is intended only as a guide.







## TRACEY TOWERS: WIDER DESIGN VOCABULARY FOR HIGH-RISE HOUSING

This project marks the entrance of Paul Rudolph into the aided-housing field in New York City, and the unique design reflects his usual fresh approach to architectural problems.

Given a site adjacent to and over the Jerome Subway Yards in the Bronx, the design includes one 40-story building, one 42-story building, and 36 townhouses. The plan is inherently economic, with the bulk of the units placed on solid ground, and an air-rights platform used for townhouses, parking, recreation, and open space.

The varied shape of the towers enlarges the vocabulary of housing in New York City, and is an innovative compromise to the circular tower the sponsor desired at first (Rudolph was opposed to pie-shaped rooms).

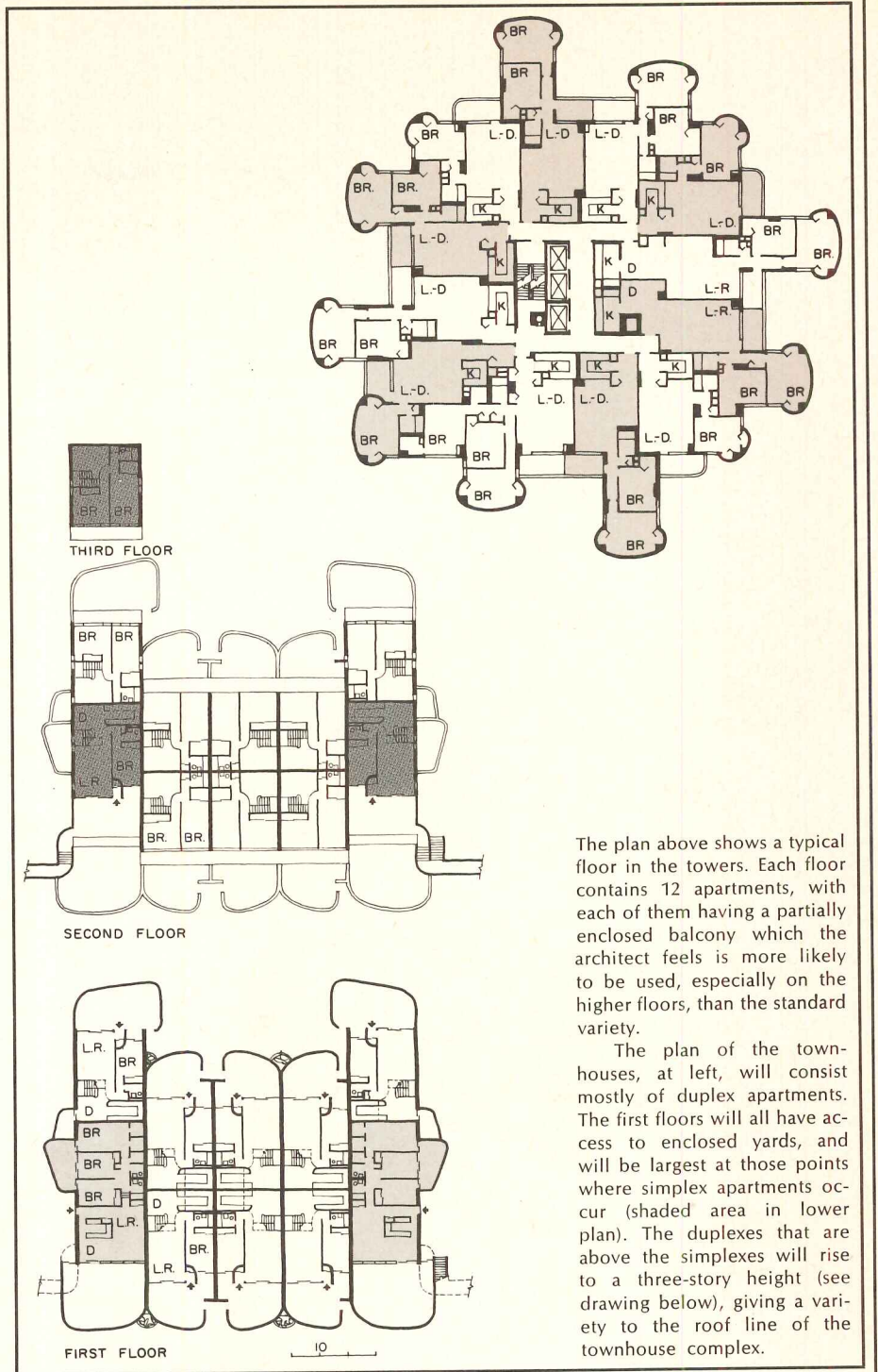
The townhouses will vary in height from two to three stories, and will contain mostly duplex apartments, each having its own enclosed court (see plan).

Parking will be on grade but covered by a trellis upon which vines will be planted to shield the autos from view.

Facades of all the buildings will be the split-faced concrete block Rudolph designed to achieve at modest cost the striated surface of his Arts and Architecture Building.


The curvilinear quality of the total project was intended to reflect the street patterns of the area, which presently consists of educational, park, and reservoir facilities. Since the area remains so park-like, views from the partially enclosed terraces will be spectacular.

TRACEY TOWERS, New York City. Architect: *Jerald L. Karlan*; Design Architect: *Paul Rudolph*; engineers: *Robert Rosenwasser (structural)*; *Herbert Pomerantz & Associates (mechanical)*; sponsor: *De Matteis Development Corporation*; contractor: *Leon D. Matteis & Sons, Inc.*




The plan above shows a typical floor in the towers. Each floor contains 12 apartments, with each of them having a partially enclosed balcony which the architect feels is more likely to be used, especially on the higher floors, than the standard variety.

The plan of the townhouses, at left, will consist mostly of duplex apartments. The first floors will all have access to enclosed yards, and will be largest at those points where simplex apartments occur (shaded area in lower plan). The duplexes that are above the simplexes will rise to a three-story height (see drawing below), giving a variety to the roof line of the townhouse complex.



Sited on a gentle slope many apartments have spectacular views of Upper New York Bay and Manhattan.



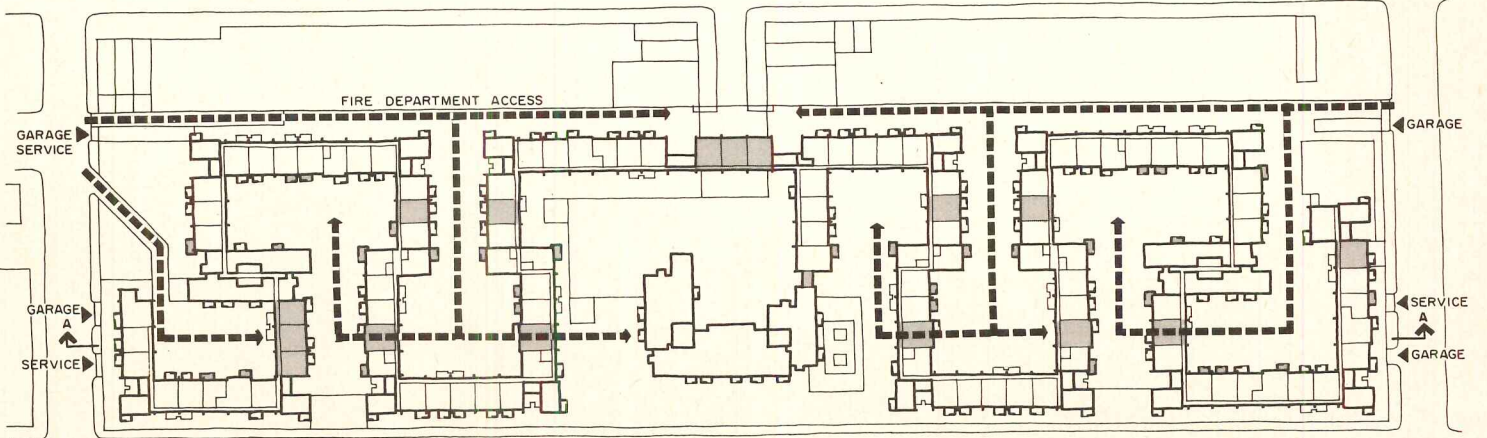
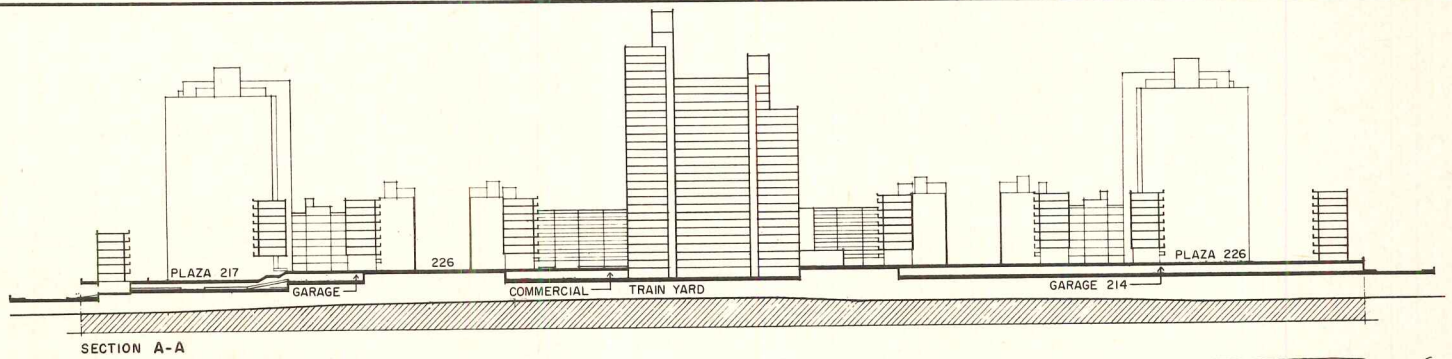
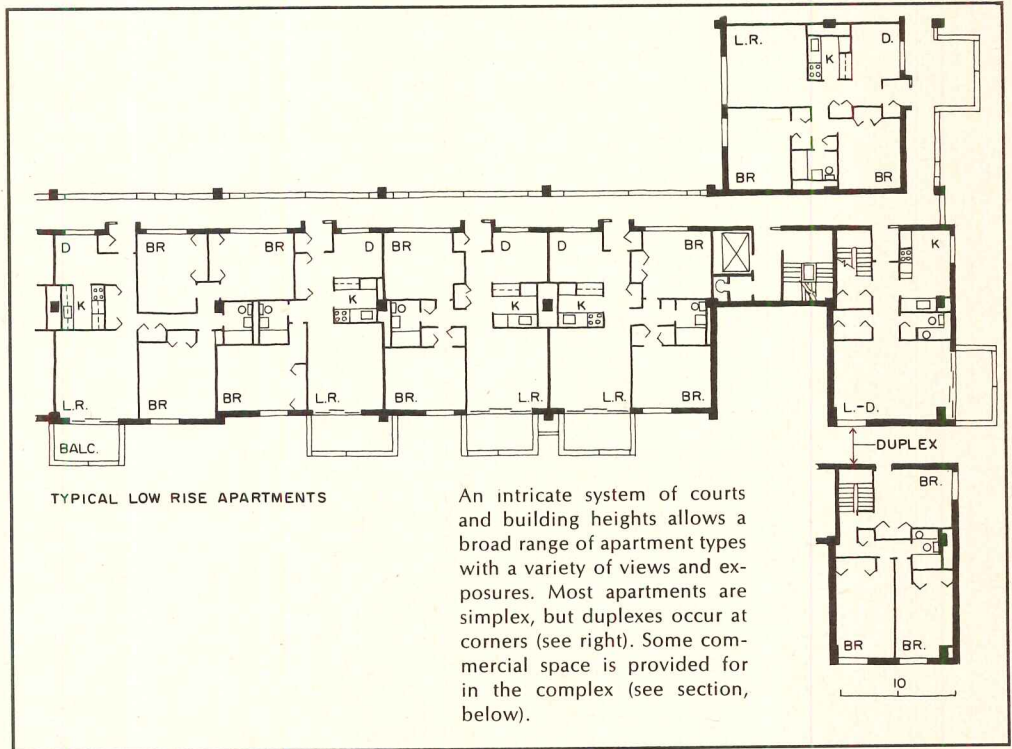

## HARBOR HOUSES: COMPLEX FORMS WITH OFFSETTING SAVINGS

Design complexity, previously something to shy away from in government-aided housing, was made possible here by the architect's innovative mind, as well as the revised fee structure (see page 98).

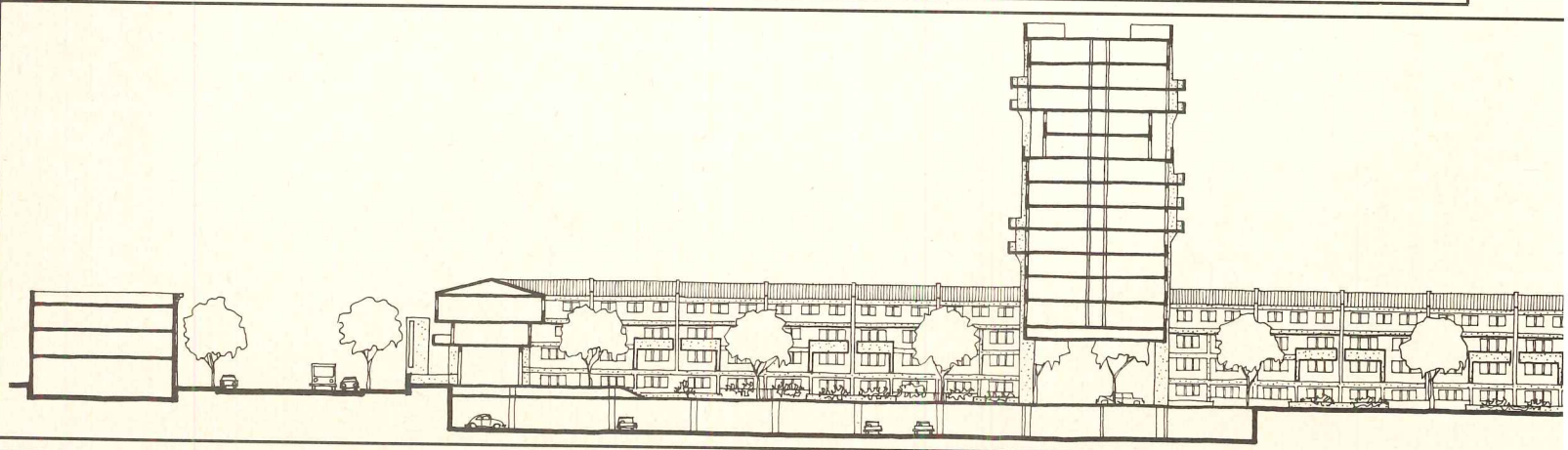
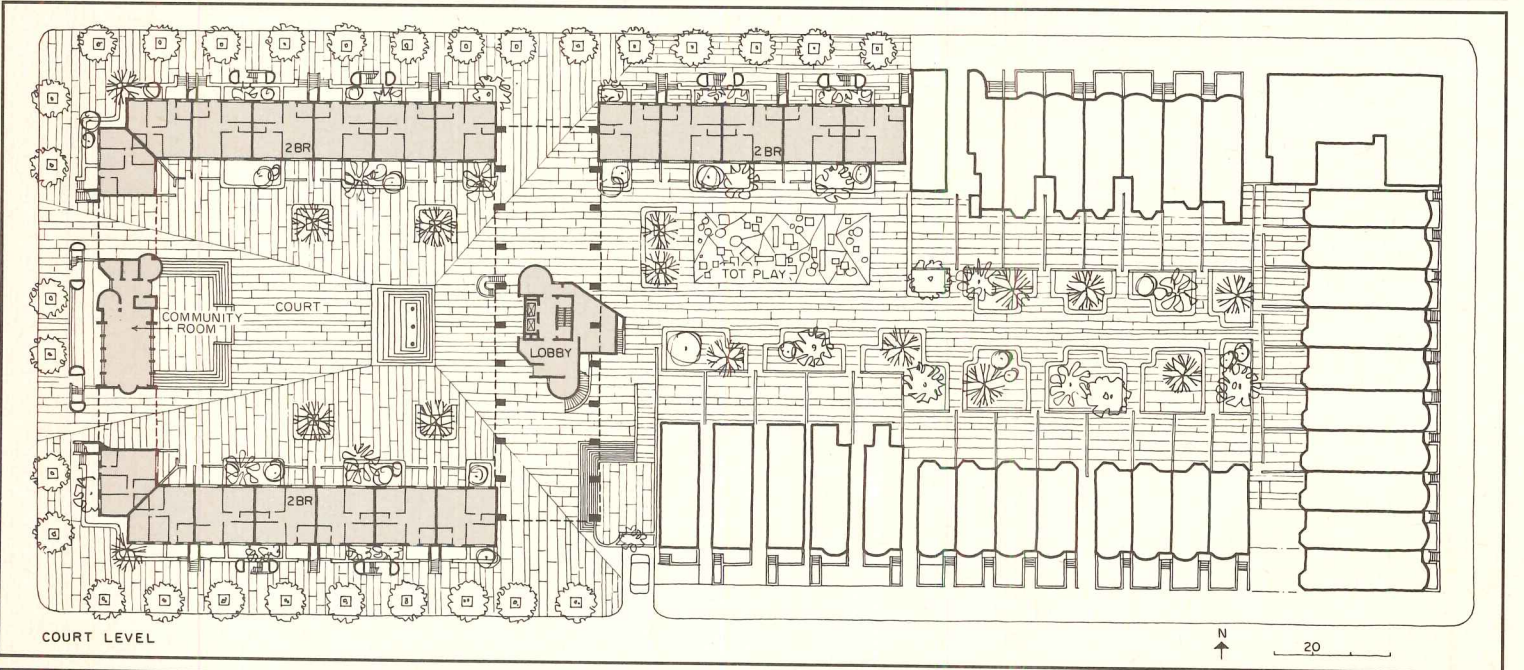
The air-rights site over a train yard posed many problems, because some areas required more head room than others. Frequent changes in site elevation resulted, which have been used advantageously to include an exciting set of alternatives in the circulation system, and a visually stimulating series of varying roof elevations. The intricate massing of the buildings is sensitive though, of course, it adds to construction costs. Savings from a unique wall system are expected to substantially offset the costs of air-rights structures, underground parking, and non-repetitive design.

Walls between spandrels will be hollow-core, eight-inch concrete block (3500-pound) constructed so that the cores form a vertical air shaft, open at the base, to allow water to weep. The interior will be water-proofed, and two-inch-thick sheets of expanded polystyrene attached by brackets. Wall-board will be laminated to the insulation. The whole process is expected to greatly reduce construction time.

HARBOR HOUSES, New York City. Architect: George A. Diamond Associates; consulting architect: Herbert L. Mandel; engineers: Goldreich, Page, and Thropp (structural); Arthur D. Benjamin (electrical, mechanical); landscape architect: M. Paul Friedberg and Associates; sponsor: Local 1814, International Longshoremen's Association; contractor: Bonwit Building Corporation.



Gray area indicates a two-story opening in the building.



## CROWN GARDENS: DESIGN TO REVERSE THE SPREAD OF BLIGHT

Typically, areas on the edges of slums tend to become the next slums, and in Crown Heights—which is adjacent to the hard-core slum area of Bedford Stuyvesant—the signs of this decay are already visible. The construction of Crown Gardens (cooperative housing requiring tenants to become financially committed to their neighborhood) will, it is hoped, spark an internal and private redevelopment of the area.

The site is presently an unused, City-owned trolley-car barn, a blight to the neighborhood. A problem was to add to the housing supply in a way that would not make the existing housing obsolete. Within the remainder of the block, to the degree that the cooperation of owners can be secured, the rear yards of the existing dwellings will be integrated into the overall site plan of this new project.

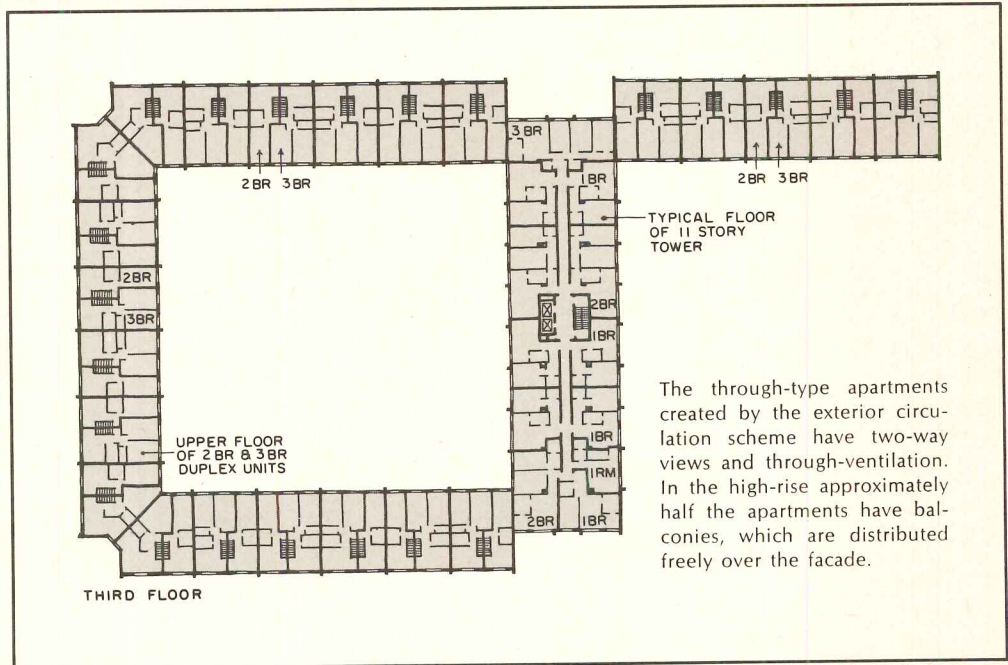
The high-rise apartment building is located near the middle of the block, and raised 30 feet off the ground on a platform. Along the periphery of the site, four-story buildings will enclose a semi-public court and reinforce the street scale. All parking will be underground, below the court, freeing all open spaces to the pedestrian.

Access to the interior court will be through openings in the low buildings and under the platform of the high-rise. A community room located near the street, with terraces overlooking the street and the court, links the project and neighborhood.

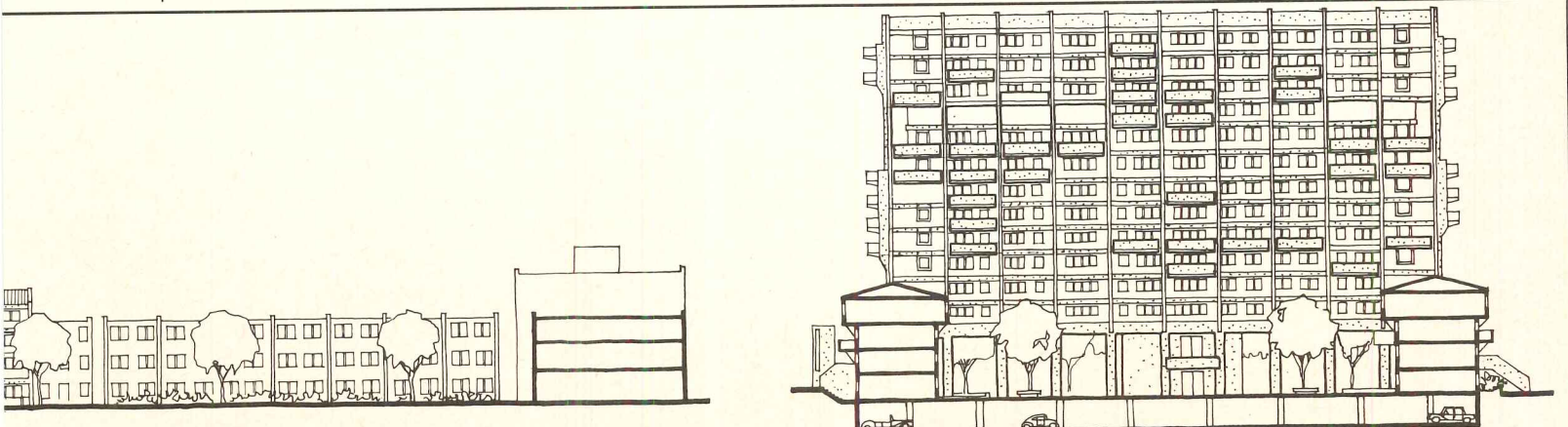
The low-rise buildings will have duplex units on the upper two floors, above two floors of simplex units. Because the lower floor is set four feet below grade, the maximum climb is one-and-a-half floors.


The high-rise has two non-typical floors of apartments for the elderly. These apartments have continuous balconies so that the older people can share this common facility if they wish.

CROWN GARDENS, New York City. Architect: Richard D. Kaplan; engineers: Robert Silman (structural); Peter Flack (mechanical); landscape architect: M. Paul Friedberg & Associates; sponsor: Crown Heights Neighborhood Conservation Corporation; developer: Association for Middle Income Housing.





The through-type apartments created by the exterior circulation scheme have two-way views and through-ventilation. In the high-rise approximately half the apartments have balconies, which are distributed freely over the facade.





Shops along the street, above, and an outdoor cafe in the plaza, below, will generate community activity in the area.





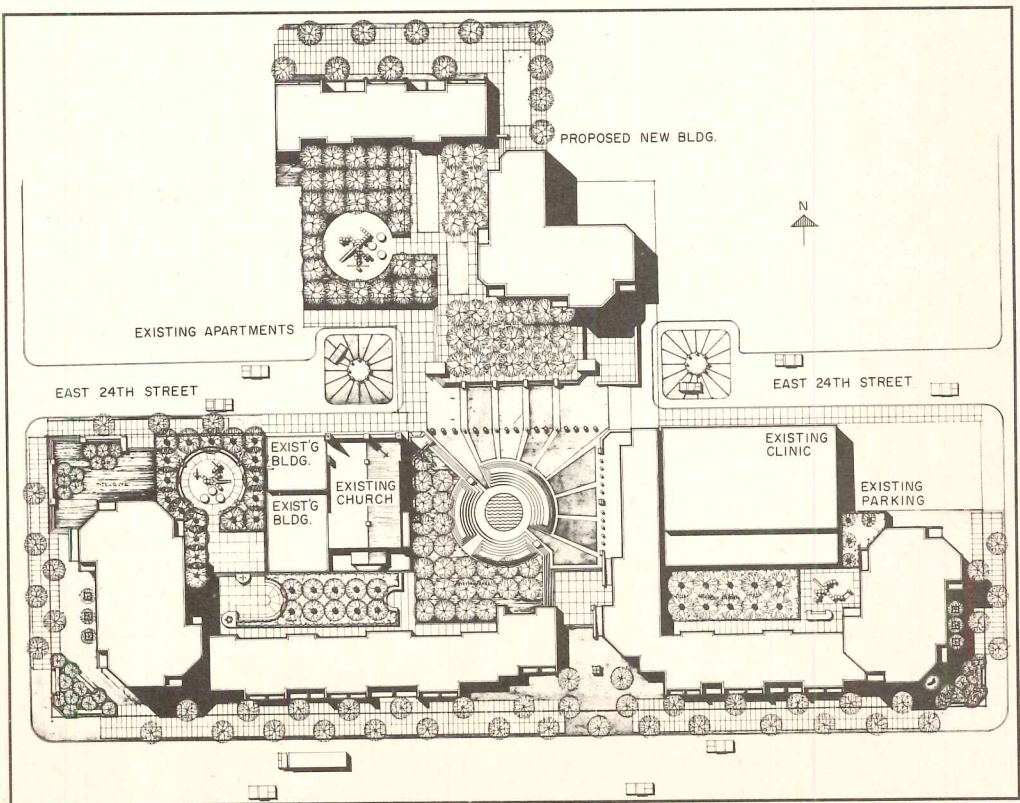
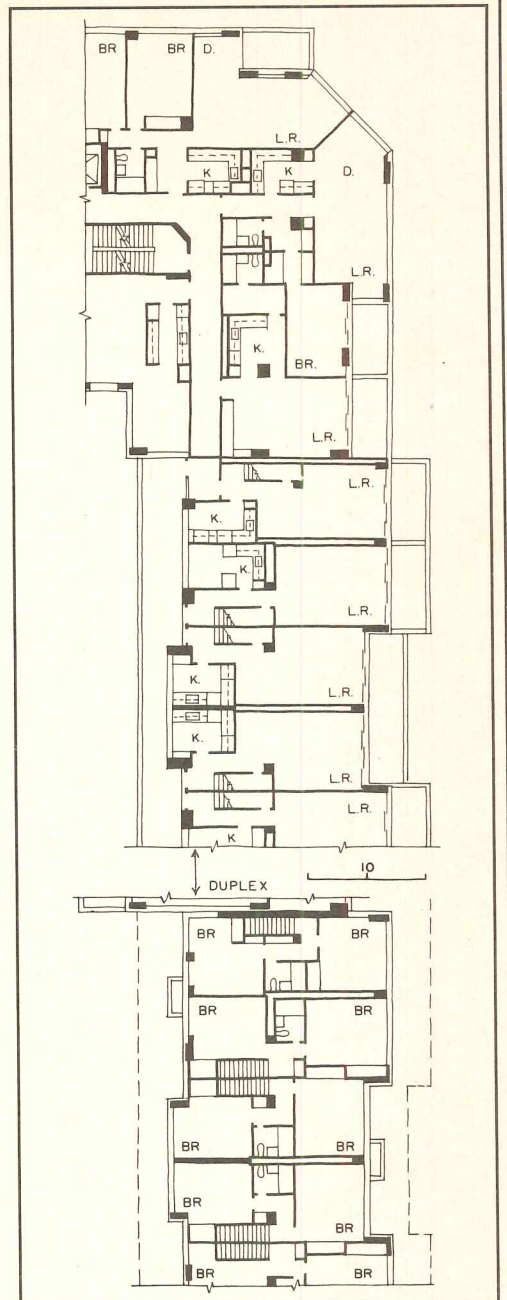
## EAST MIDTOWN PLAZA: A MEETING GROUND FOR THE COMMUNITY

The east side of central Manhattan is becoming increasingly institutionalized with the rapid expansion of the many medical facilities located there. In order to bring people—a residential kind of vitality—back to the area, Davis, Brody & Associates have produced the kind of thoughtful design which hopefully will become typical in government-backed urban housing.

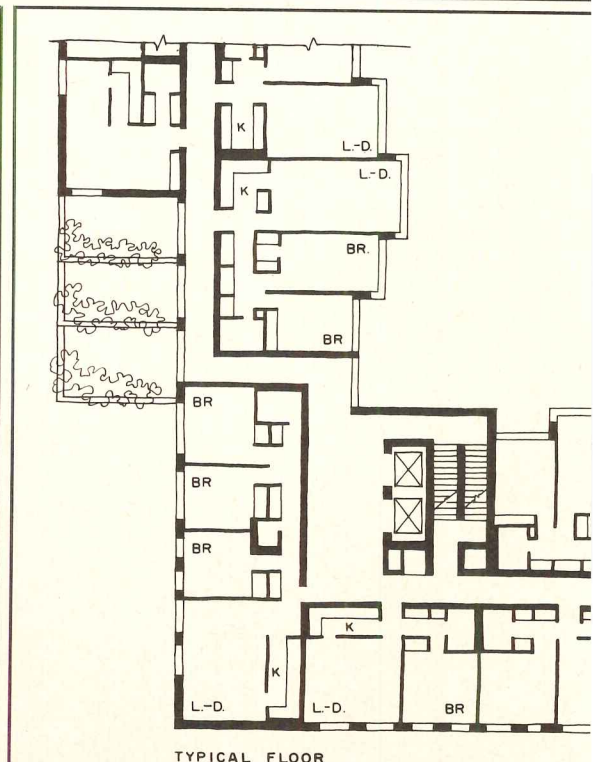
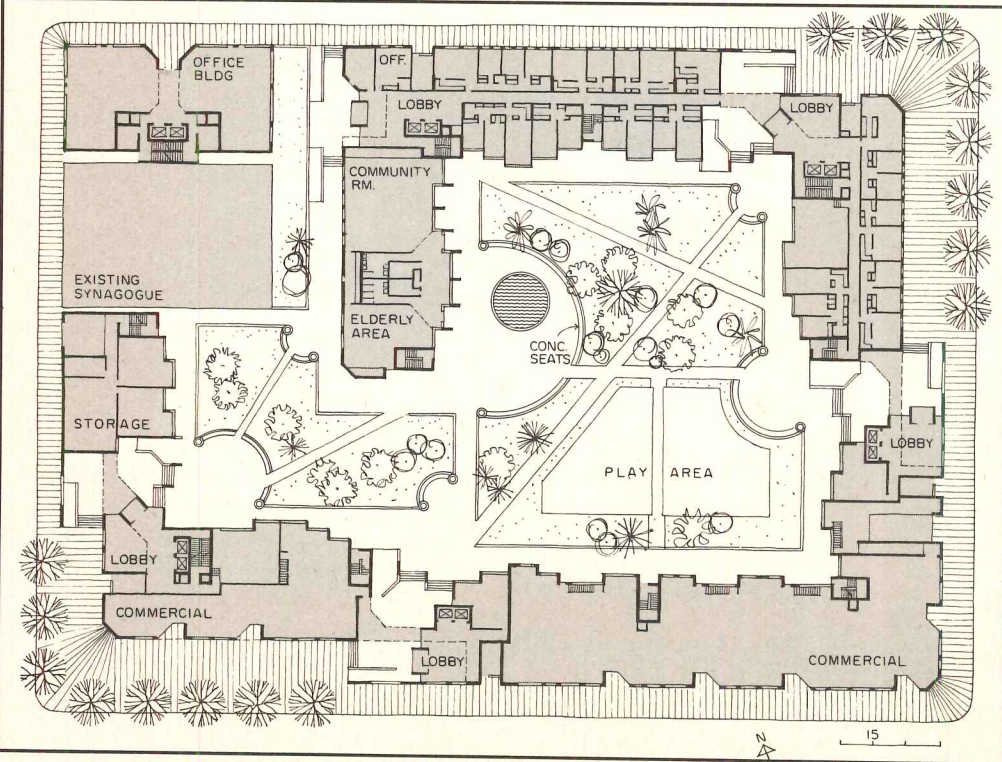

The site defines the southern end of an urban renewal area, faces onto a major crosstown street, and covers much of two square blocks. By convincing the City to close 24th Street (see plan, below), a through-block plaza was created, containing facilities for community participation. This space, along with the shops planned for the street side, will infuse the area with enough people to make it essentially self-policing and safe for the residents.

A series of ten-story buildings each contain five layers of duplex apartments. Two high-rise buildings, of 22 and 27 stories, flank the low-rises and establish the city scale. These two buildings were designed with cut-off corners to soften their visual effect, and also to give better views of the surrounding city from the living rooms, which were placed at the corners. With this scheme, the architects have respected the city's grid system, but softened it somewhat.

EAST MIDTOWN PLAZA, New York City. Architects: Davis, Brody & Associates; engineers: Robert Rosenwasser (structural); Cosentini Associates (mechanical); landscape architect: M. Paul Friedberg & Associates; sponsor: East Midtown Community Housing Corporation; contractor: Cauldwell-Wingate; lighting consultant: David Mintz.



The richly expressed facade and carefully developed interior court create a pleasant space way from the street.





## SEWARD PARK EXTENSION: AN ENCLAVE AWAY FROM URBAN DIN

An older project many years in the making, Seward Park Extension has reflected in its design evolution a virtual revolution in design philosophy. Originally designed as a cookie-cutter type of structure (by another architect) repeated over the site in parallel, and, in its original form, disregarding existing neighborhood social and religious institutions (which, in the present site plan, survive), it became the first urban renewal project in New York City for which a "concept plan" was developed.


William Pedersen's fine design holds the lines of the streets and forms a serene enclave, away from urban inundations, surrounded by the project. Also within this fabric, an existing synagogue and a small office building have been included (see site plan, lower left).

A carefully balanced mixture of townhouses and terraced high-rise buildings allows the complex to build slowly up to city scale. Terraces will be planted as roof gardens, and, in effect, will retrieve the total land area for open space.

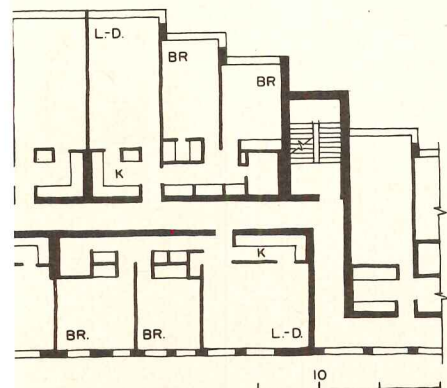
At maximum height the buildings will be 22-stories high, with an average of 14-stories. Terraces will occur approximately every two floors. Parking will be handled in a garage adjacent to the site.

Constructed of reinforced concrete, the facades will be dark red brick, and faceted to allow each apartment maximum sunlight.


SEWARD PARK EXTENSION, New York City. Architects: William F. Pedersen & Associates; engineers: Hertzberg & Cantor (structural); Herman Scherr & Associates (mechanical, electrical); landscape architect: James Fanning; sponsor: Hegeman-Harris Co., Inc.; contractor: Hegeman-Harris Co.



Many types of flats are included in the 560 units planned. The scheme is double-loaded corridors, with the maximum number of apartments oriented to receive sun, resulting in the interesting broken facade shown in the rendering above.



Terracing creates many levels of usable outdoor space.



**THE "CONCEPT PLAN":  
A THREE-DIMENSIONAL  
LAND-USE  
ANALYSIS, A  
THEME OF URBAN  
DEVELOPMENT**

The final section of this study deals with PDR's formulation of "Concept Plans" for New York City's urban renewal areas.

The "Concept Plan" serves a variety of functions. Primarily, it delineates a feasible program and defines a "theme" of development, relating

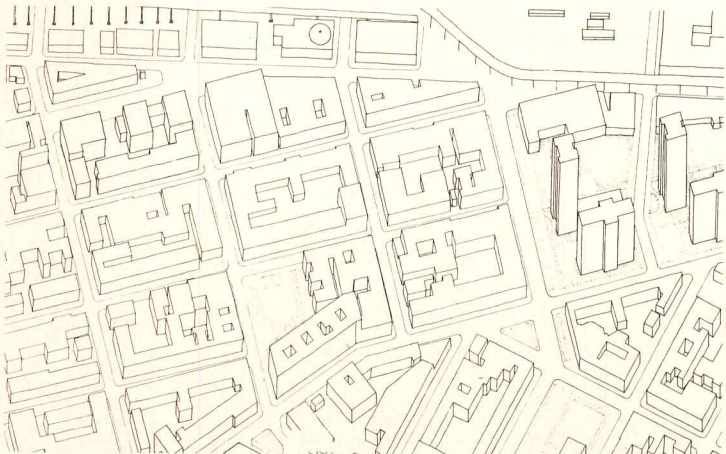
what is proposed by the Office of Planning, Design and Research for the specific site to the surrounding neighborhood, and to program resources. It serves to determine those elements of the plan—park, playground or plaza, distribution of building masses (other than a straight zoning interpretation), and the interrelationship of these to each other and to circulation and servicing systems—which are then translated into requirements of the urban renewal plan. It is a three-dimensional land-use plan developed to the point where land uses are given form, and the hierarchy of forms, open spaces and servicing systems is studied together, but not given architectural expression. The PDR urban renewal concept study is not an "architectural study" per se, but is more of a "three-dimensional land-use" analysis (see below).

Urban design is essentially a volumetric problem, i.e. a series of forms in space (connected by movement systems); PDR is interested in getting away from the purely "map-coloring" type of urban design. The design seeks to guide the locations of "major masses" and "major voids," and key them to suggest the design of the specific buildings. The "essence" of the proposal lies in the arrangement of the varying densities (bulk) and open spaces (voids) together with the interweaving of diverse uses, all connected by the required complexities of movement.

The Williamsburgh Renewal area (see page 112) is a good example of the application of these principles to a pre-existing tower-in-the-park project, Independence Houses. PDR's solution introduces low "in-fill" buildings which define the spaces and provide the whole of Independence Houses with a greater relationship to the surrounding building stock. PDR has used this technique in other of their designs as a way of solidifying the existing and proposed city fabric.

The concept plan provides a visualization, sometimes even an idealization, of the potential of the site. It is an excellent aid for officials who must approve actions involved, for the community, and for potential sponsors or developers. It provides the basis for interaction with these groups. And, finally, during project execution, especially where multiple sponsors and multiple architects are involved, it serves as a guide for developing the detailed design interrelationship of the parts.

In particular, the first example in this study (see right) shows how a "Concept Plan" has functioned to guide an architect's design for a high school from a localized success to a success for the whole urban fabric surrounding it. This is what concept planning is about; it can function anywhere. The work shown on the following pages contains "Concept Plans" for four New York City urban renewal areas.

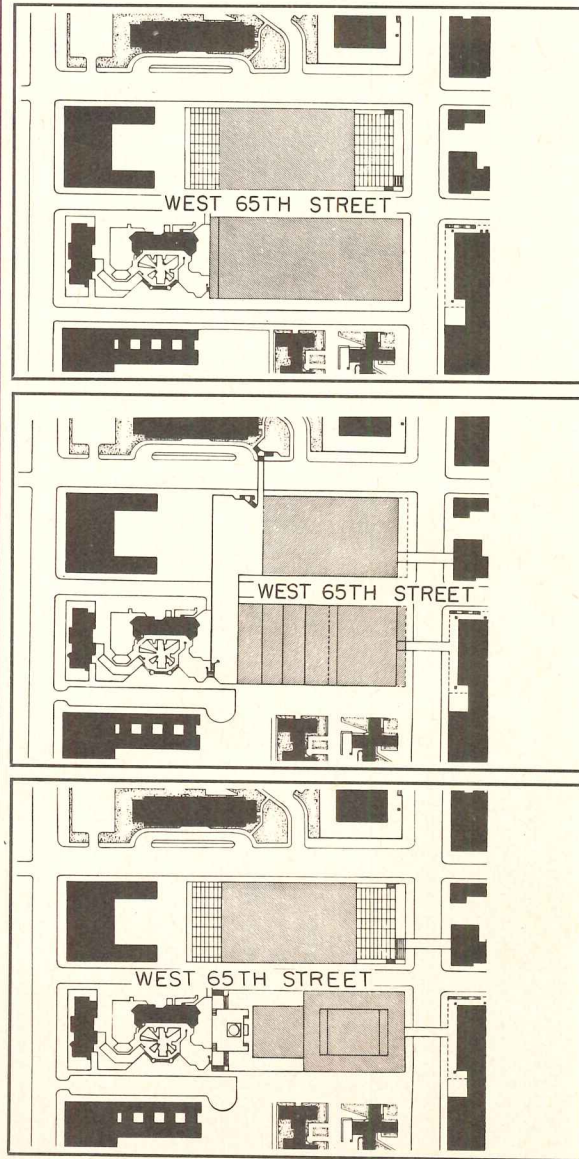


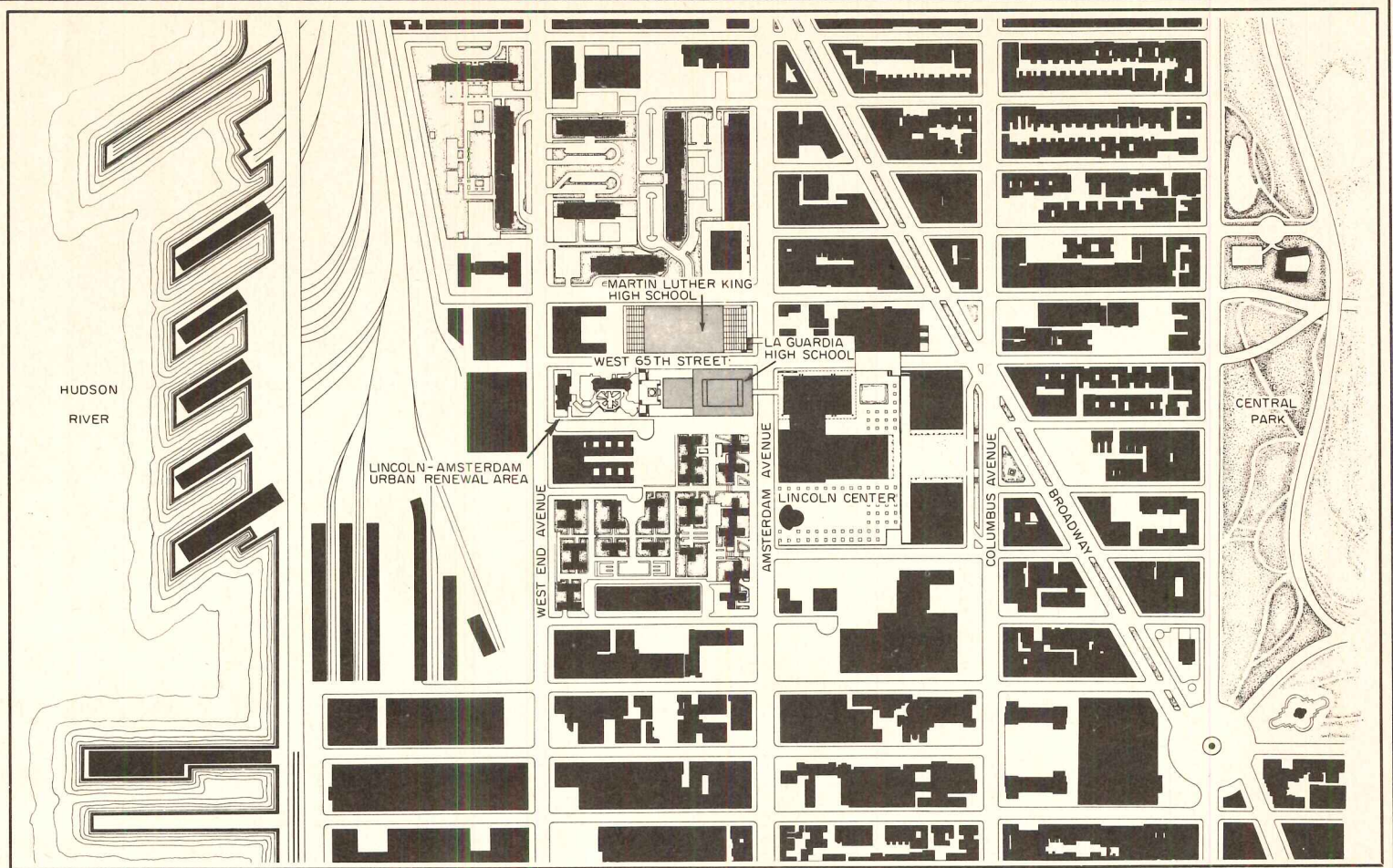
**LINCOLN CENTER RENEWAL:  
"CONCEPT PLANNING" AIDS  
IN IMPROVING A DESIGN**

This mini urban-renewal area, west of Lincoln Center, was established to create a site for the LaGuardia High School of Music and Art, a community center, a low-income apartment house and some retail shopping. Subsequently, the Board of Education designated property immediately to the north for the Martin Luther King High School. West 65th Street separates the two sites.

No provision was made in the early design proposal (see below, 1) for getting students safely to Lincoln Center, which provides direct access to the subway, nor was an area provided for them to congregate in. Also, the plaza of the Martin Luther King School seemed of questionable usefulness, sited as it was along Amsterdam Avenue, divorced from the overall pedestrian circulation pattern of the area. It was felt that a drastic redesign was needed, and the plans below show how close the final Belluschi-Catalano design (3) came to HDA's recommended design (2).

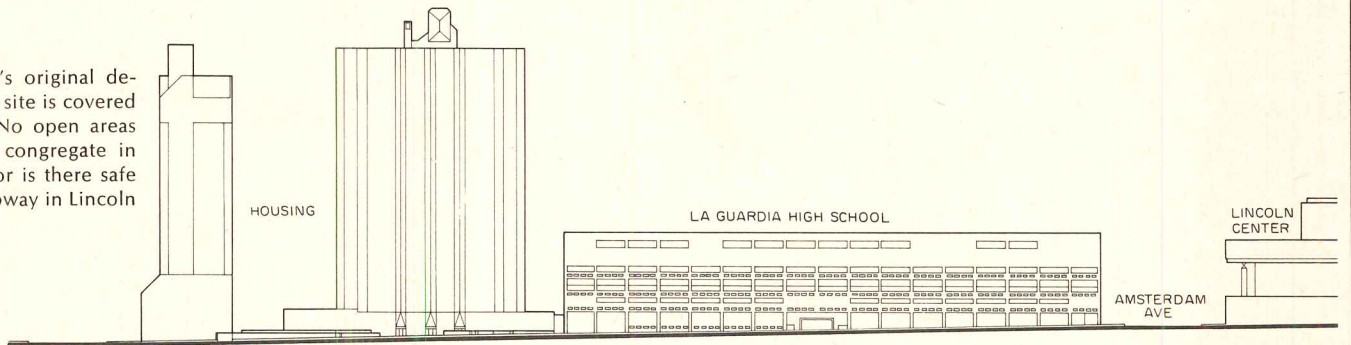
LINCOLN-AMSTERDAM URBAN RENEWAL AREA (redesign of LaGuardia High School), New York City. Design: Robert A. M. Stern, Alanne Baerson.





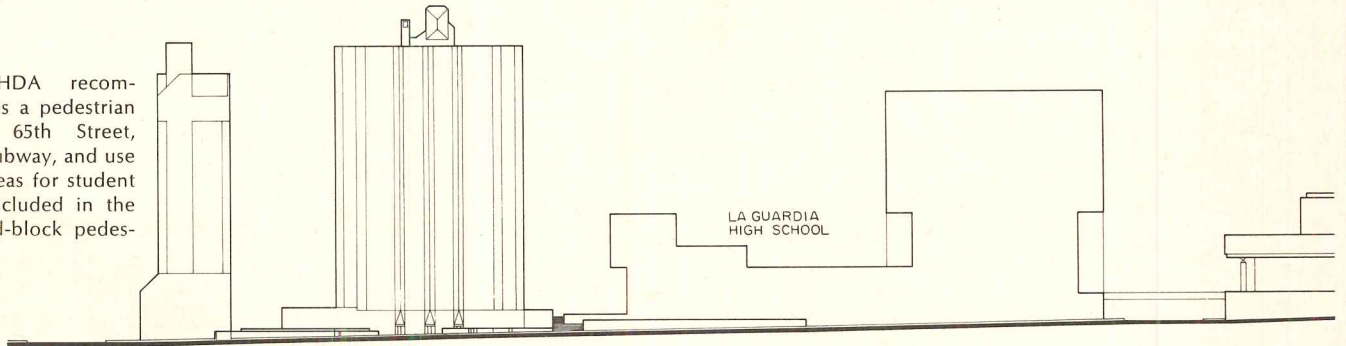
1

In the architect's original design most of the site is covered by the school. No open areas for students to congregate in are provided, nor is there safe access to the subway in Lincoln Center.



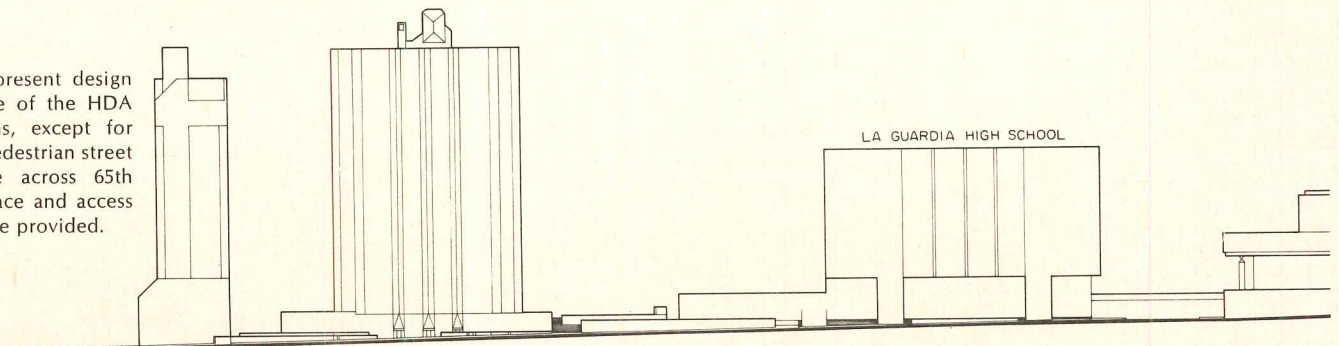
2

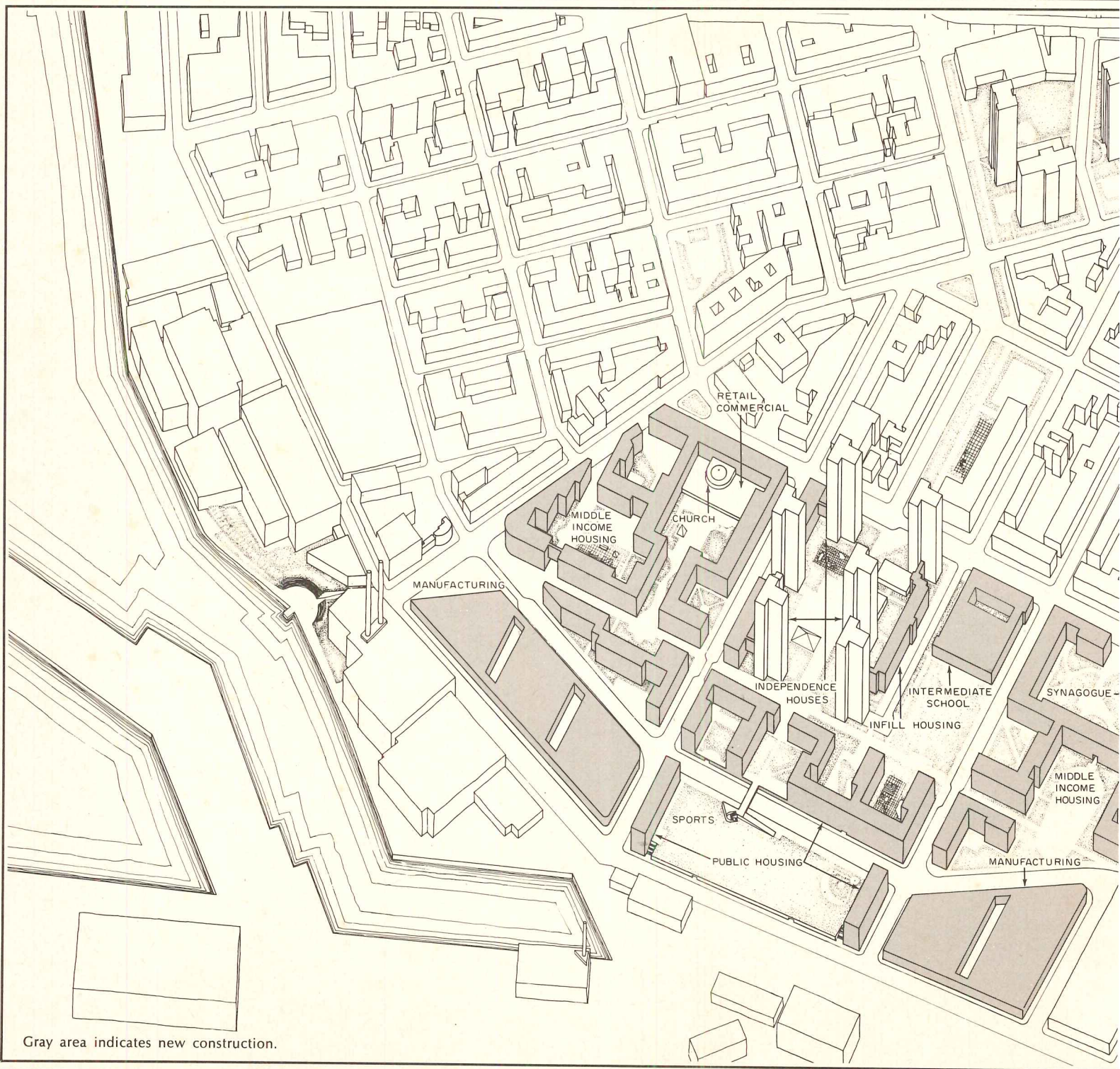
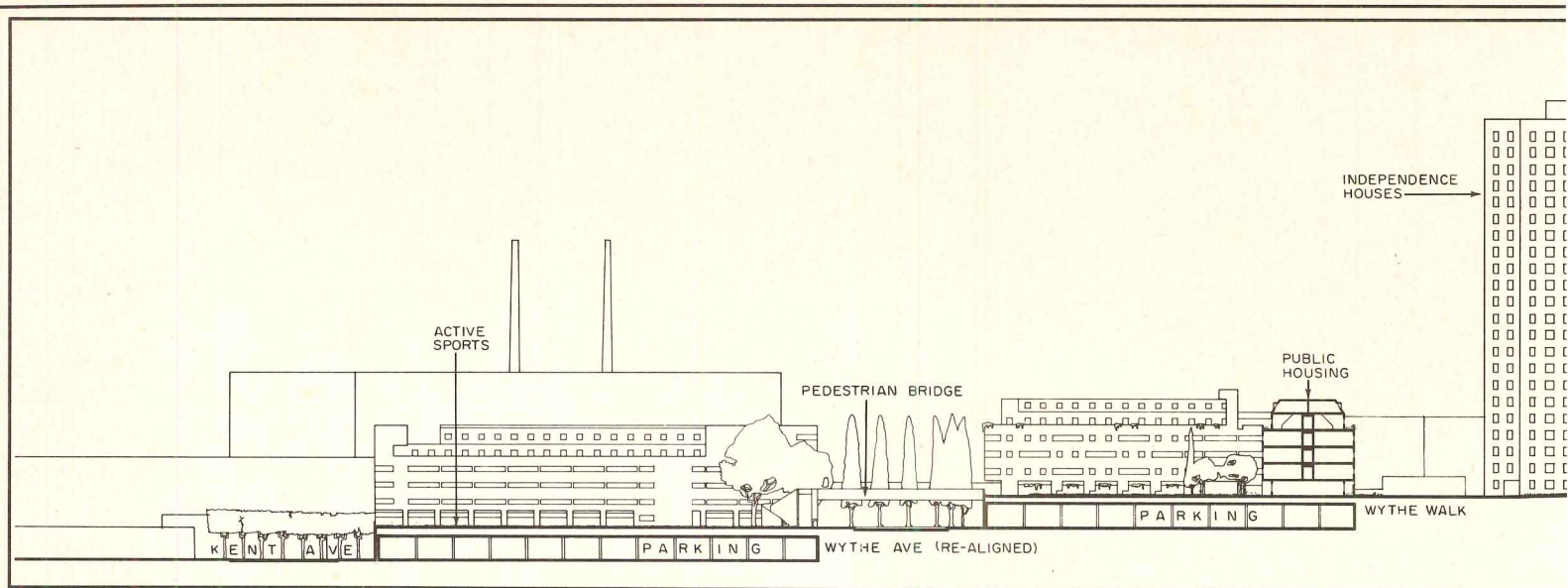
The design HDA recommended includes a pedestrian bridge across 65th Street, bridges to the subway, and use of open roof areas for student activity. Also included in the design is a mid-block pedestrian street.

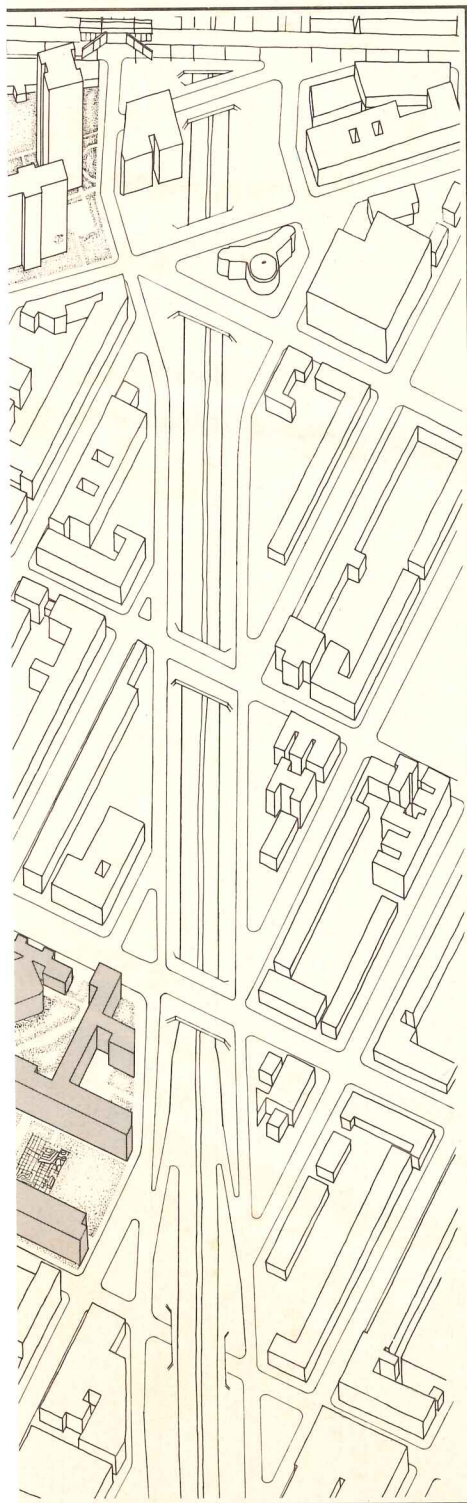



3

The architect's present design takes cognizance of the HDA recommendations, except for the mid-block pedestrian street and the bridge across 65th Street. Open space and access to the subway are provided.







## WILLIAMSBURG: NEW LIFE FOR AN AREA "BEYOND REPAIR"

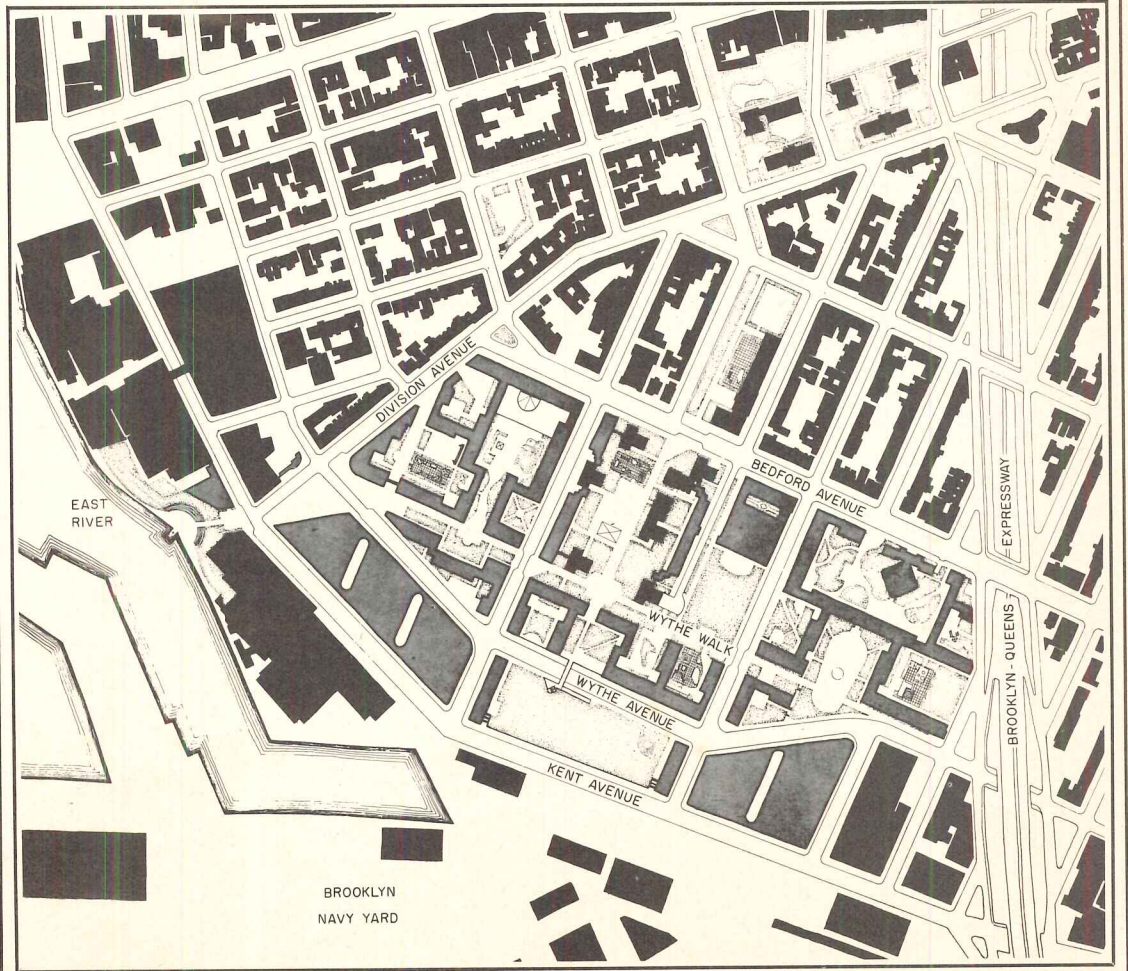
One of New York's first suburbs, the one-time elegance of this section of Brooklyn has faded—only its 100-year-old buildings remain, dilapidated and beyond repair.

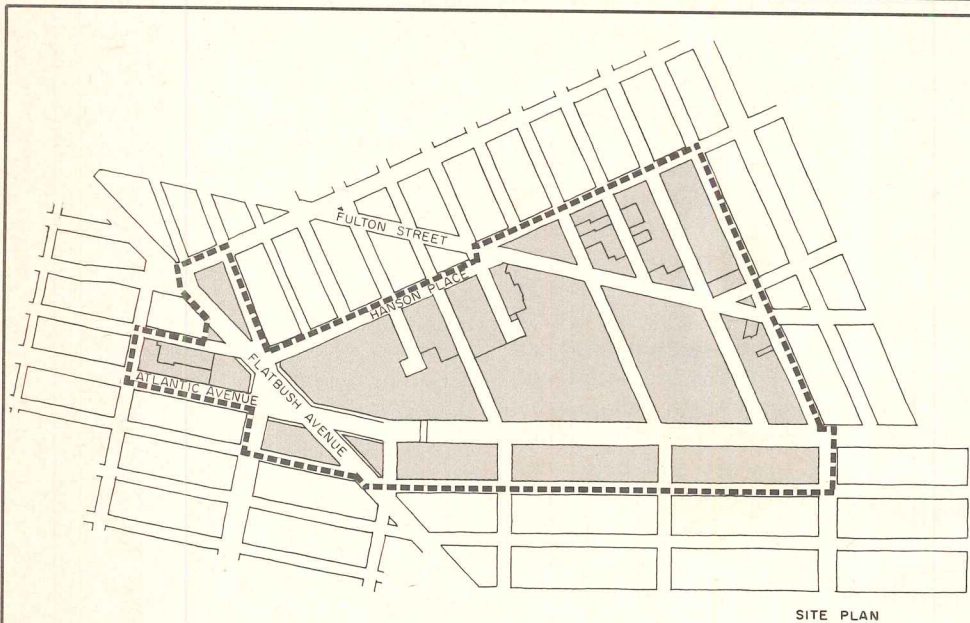
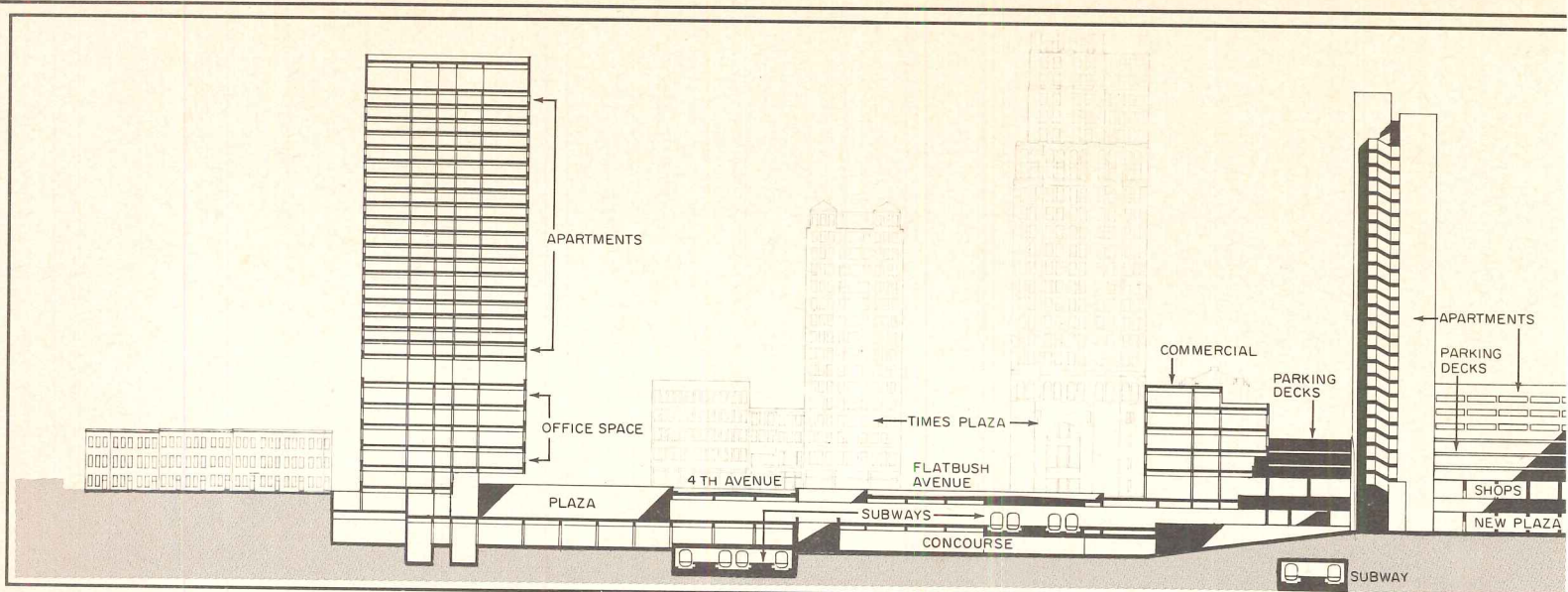
The renewal plan calls for replacing about 1250 substandard units with 2500 low- and middle-income housing units and clearing a major recreation space and sites for a new synagogue, church, intermediate school, retail shops, and some low-density industrial space. Low-rise buildings, compatible with the existing scale of the neighborhood, are planned. Additional hous-

ing for the edges of the recreational fields and as "infill" in Independence Houses, an existing public housing project, is also considered. A pedestrian bridge will connect the recreational area with the rest of the community.

Bedford Avenue will be reinforced as the important civic "spine" with the synagogue, church, school and shopping area concentrated along its path. The gentle slope down from Bedford Avenue to the East River will allow covered parking at grade. In addition a waterfront park is pointed out in the plan.

WILLIAMSBURG URBAN RENEWAL AREA, New York City. Design team: Robert A. M. Stern, Jonathan Stoumen, Edward L. LaMura; infill housing: Arleen S. Gamza—assistants: Jane Siris, Milton R. Newman.





SITE PLAN

The Atlantic Terminal Renewal area is outlined above.

The area is on axis with the major bridges to Manhattan.



## ATLANTIC TERMINAL: REPLANNING OF A DENSE AND COMPLEX CORE AREA

Located at Brooklyn's hub, a geographic and transportation center where neighborhoods, streets, avenues, three subway lines, and the Long Island Railroad converge, this renewal area lies between the downtown business center and Prospect Park, a huge and handsome open space planned by Olmstead. But despite the positive influences of its location, the area has stagnated for several decades, due to an open railroad cut along Atlantic Avenue and four blocks of unsightly wholesale meat markets.

The plan seeks to strengthen the area as a "hub of activity," by covering the open cut with air-rights buildings and plazas, creating new business and institutional functions concentrated around a plaza at the high-intensity Atlantic-Flatbush Avenue intersection, and adding 2400 units of low- and middle-income housing arranged in low-, medium-, and high-rise buildings throughout the project. New low-rise housing will be placed amidst brownstones, preserving the neighborhood fabric.

New indoor and outdoor recreational facilities are to be provided for the three educational facilities in the area, and the library, auditorium, and student union will be located around the neighborhood plaza where they can be reached easily and shared by the community.

The north side of Atlantic Avenue (see plan) is designed as a fluctuating edge of open spaces acting functionally as buffers against auto pollution and noise. Hospitals, clinics, churches, and other existing community institutions will be retained both as "ties to the past" and to serve the modern needs of the community as well. Some light industrial facilities are proposed to expand job opportunities in the area.


ATLANTIC TERMINAL URBAN RENEWAL AREA, New York City. Design team: *Kenneth Shimer Wood, Anthony Thompson, Arleen S. Gamza*—assistants: *William T. Almestica, Richard Coffman.*

# Benjamin Thompson designs “the space between and the space within” for Amherst College’s Music Building

Architect Thompson has once again employed his now familiar structural system, materials vocabulary and method of plan organization to define the exterior campus space created by Amherst’s new building and to shape its interior space for the study of music. Thompson has been designing buildings in this consistent vein for almost ten years now, and ARCHITECTURAL RECORD has been publishing almost all of them. There are several important reasons why we like his work so much. While we have featured Thompson’s quiet architecture, at least six widely copied architectural fashions (some might say nine or even twelve), a number of highly publicized parodies and many revivals have come and gone. Much of this work is already beginning to look sadly dated. Thompson’s buildings, like the Volkswagen and Rolls Royce, do not. His steadfast refusal to accommodate critical jargon by “generating new forms,” “developing new spatial concepts” and “launching stylistic breakthroughs” is best expressed in his own words: “It is perhaps predictable that in an age of general

ground traffic. One famous building is still trying to fly out of Kennedy Airport, but alas it is grounded by eight million tons of concrete. There are, of course, some great buildings that are actually beautiful in the city context. Seagram and C.B.S. stand out because they don’t try to stand out. They show the civility and humility to the city that most others lack. We have only begun to recognize architecture’s real importance and function in modern life. The space between buildings and the space within buildings may be more important than the photographable facades that preoccupy designers and critics alike. While many professionals continue to design for the static vision of the camera, others are beginning to realize that the dynamics of life and people, the nature of the whole human habitat is their task. After all, we spend our lives in and around buildings, and more than we know our lives are shaped by their qualities—for better or worse.”

Thompson has built so many good buildings because instead of taking the muscle-flexing originality



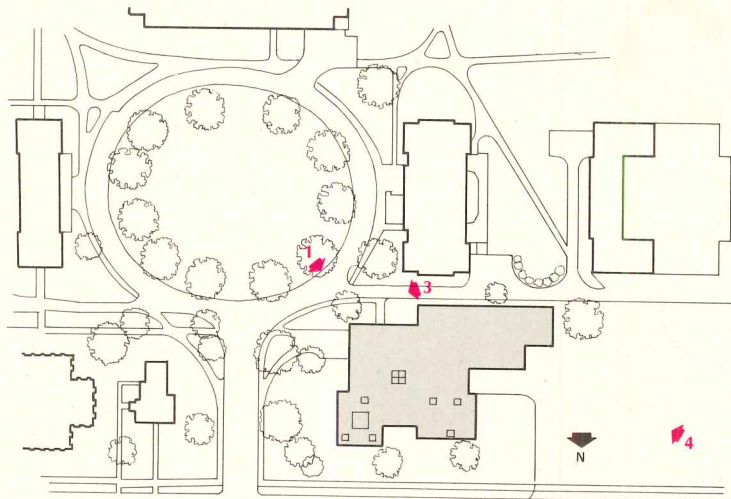
social conformity, large corporations, institutions and the designers who create their images overcompensate with violent expressionism. This is harmless in the hands of an artist working on canvas, but in the hands of today’s builders and supposedly responsible architects, it is often a disastrous blow to the fabric of our environment—witness Harvard, Yale and Princeton with their famous collections of modern ‘name’ buildings. I await the historians’ verdict on the past twenty years and its cult of architectural autograph collecting. So far most historians and critics have sat back, confused, wondering if this muscle-flexing originality isn’t supposed to be the mark of creative genius. Nowhere has even a timid cry for unity or humility sounded among the professionals. Rather, with Ouija board mysticism, they ponder the question—what does the building ‘want’ to be? An airplane? O.K., let it fly—to hell with the




route, he expends his talents and energies on what he really wants to do. The time he saves by avoiding the complications engendered by experimentation with structure and form is devoted to a broad spectrum of architectural concerns. These range from consideration of the psychological, sociological and philosophic dimensions of architectural problems, to the development of finely worked out functional relationships within the building and its site. Of great interest is the fact that Thompson never loses control of his interiors—somehow he always persuades his clients to let him do them right. The spaces within the Amherst Music Building have been meticulously detailed to properly perform their acoustic function. The rooms are warm yet spare and as beautiful in their way as the instruments which they hold. Says Thompson: “We think this building will help to make musicians.”  
—Mildred F. Schertz.



The spaces between at Amherst College are grassy and elm-shaded. The buildings by McKim, Mead and White are stately, and the newer of the two libraries, which is located to the south of the oval campus green, has been designed in a contemporary manner. The new Music Building defers to the older building traditions of this New England campus. It takes its place quietly and anonymously on a gently sloping site and completes the enclosure of the oval. The entrance lobby faces upon the green and the corner of the second floor library overlooks it. The lobby and library (3) adjoin the large recital hall (4) which is shown in its relationship to one of the two equal-sized wings. The vertical slots illuminate second floor rooms.




3  
4



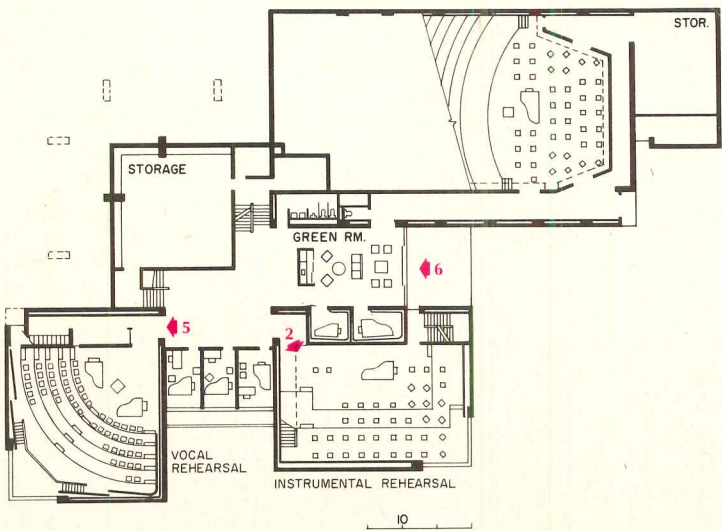
© Ezra Stoller (ESTO) photos

5



The ground floor spaces within, shown in the two interior photos and the plan, establish the building's configuration, which is consistent on each floor. Virtually all the spaces in which music is performed, with the exception of the teachers' offices and two small classrooms on other floors, have been contained within the three main blocks. These have been designed as brick bearing wall structures to isolate them acoustically from the quieter functions within the central interconnecting element. The latter includes a Green Room with kitchenette, (6) which is joined to the recital hall stage by means of a private corridor with its own outside entrance at the foot of the slope. The bottom level of the two-story vocal rehearsal room (5) is defined by semi-circular tiers, shown on the plan, which can just be seen to the left of the photo.

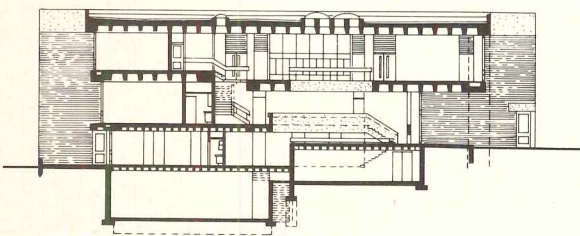





GROUND FLOOR




6



SECTION A-A

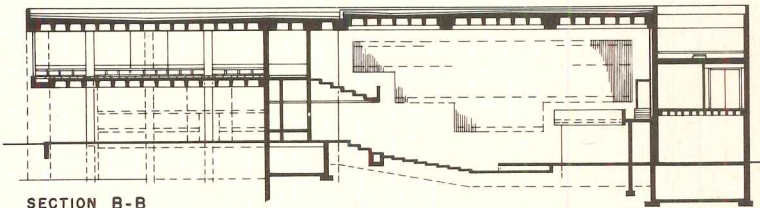
7  
8



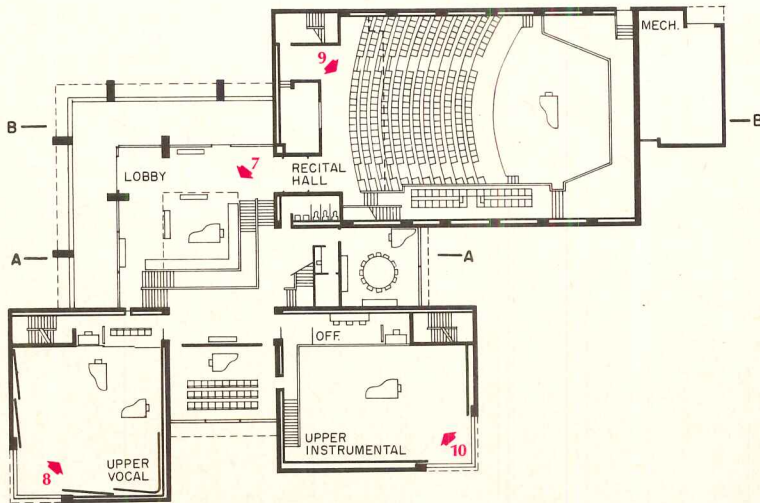


9

The first floor and mezzanine levels include the two-story skylit main lobby (7) with its 4-foot module waffle-slab ceilings which span an impressive maximum of 60 feet and cantilever as much as 16 feet. One enters the 450-seat recital hall from the lobby at an elevation 6 feet above that of the stage. This difference accommodates the slope of the orchestra seats. Floors of the two-story vocal rehearsal room (8) and the instrumental rehearsal room (8) have wooden floors for greater resonance. In the vocal room the splayed walls conceal slots for adjustable acoustic curtains to be used for sound dampening. The recital hall (9) has an adjustable acoustic curtain behind the wooden screens on the side walls.




SECTION B-B



FIRST FLOOR

10



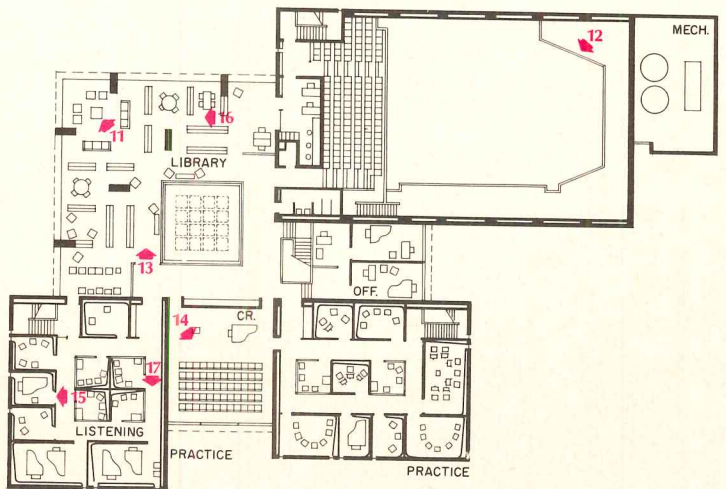


The second floor level contains the library (11) (13), a classroom (14) and offices in the central interconnecting element, listening and practice rooms in the two smaller wings (15) and the upper reaches of the recital hall (12). All rooms in which music is performed are acoustically isolated. Smaller spaces have their own separate plaster ceilings as well as walls. Where wood floors have not been used, special 4-inch-thick concrete floors have been set within the structural floor on a sound insulated surface to prevent sound transmission through the structural frame. All of the smaller rooms have a specially designed picture molding permitting panels of shredded fiber board to be hung for sound absorption.

11  
12




13



SECOND FLOOR



15  
14



16  
17

**The library (16)** is the most colorful space in the building. Bright red chairs and yellow curtains accent the neutral woods, the soft pink brick and the slate grey trim. Listening rooms (17) enclosed in glass increase the sense of openness in the interior corridors. Second-floor interior rooms are illuminated by dome skylights.

AMHERST MUSIC BUILDING, Amherst College, Amherst, Massachusetts. Architects: *Benjamin Thompson & Associates—Thomas Green, associate in charge, Peter Giesemann, project architect*; structural engineers: *LeMessurier Associates, Inc.*; mechanical and electrical engineers: *Francis Associates*; landscape architect: *Carol R. Johnson*; acoustical consultants: *Bolt Beranek and Newman, Inc.*; site utilities engineers: *Lockwood-Greene Engineers, Inc.*; contractor: *Daniel O'Connells Sons, Inc.*

# ARCHITECTURE IN THE CAUSE OF PEOPLE: YESTERDAY, TODAY AND TOMORROW

By William W. Caudill

*If the architecture of the early Fifties seemed often too absorbed in stylistic polemicism to be much aware of "humanity, our client," the architecture of the late Sixties seems more likely to be seduced by non-architecture, or even anti-architecture. At least there actually appear to be doubts in some architectural circles that the visual ordering of the environment is any longer an appropriate cause. (If people are the cause, does architecture matter?) The great issues of our time concern the architect, and the architect-to-be, as never before. This architectural generation is aware of human problems, all right, and wants to be, in fact sometimes rudely demands to be, involved in their solution. But how? This is the great debate that engages the profession: practitioners, teachers and students. In a time that cries for reason and reflection as well as passion, the RECORD begins a new series of critical articles on "Issues in Architecture."—Jeanne M. Davern*

Mr. Caudill, a Fellow of the American Institute of Architects, is a partner in the firm of Caudill Rowlett Scott, Architects-Engineers, which started as Caudill & Rowlett in Austin, Texas in 1945 and now has offices in Houston, New York and Hartford, Connecticut. He is also director of the School of Architecture of Rice University. This article is adapted from his 1968 convention address to the Michigan Society of Architects.

Architecture is architecture regardless in what century it happens, or where. The intent of architecture is timeless—always valid. So simple, yet so profound. Why architecture? To help people. To satisfy human needs—physical needs and emotional needs, generally through provision of space. Wasn't it Eero Saarinen who said, "Architecture is not just to fulfill man's need for shelter, but also to fulfill man's belief in the nobility of his existence on earth"? Architecture has always been and always will be the fulfillment of man's needs as measured by his values. As needs and values change, naturally architectural forms with their related functions will have to change to respond to new demands. But architecture, for what is real, stays put.

Am I just playing with semantics? I don't think so. (I refuse to agree with the Miami hotel owner who, after a hurricane, said, "It blew off my architecture, but it didn't hurt my building.") If architecture is the inner stuff necessary to raise a mere functional building to a higher plateau where it becomes, in a sense, an art form, exuding inspiration and aspiration, then architecture is as permanent as man.

Architectural form by itself is not architecture. Forms come and go. Some forms, reeking of architectural fug, will be interpreted by some people as architecture itself. In architecture, the forms must do something, be something, responding constantly to new demands, not just try to look like they ain't. (I use that word advisedly.) That's why forms get tired. That's why we get tired of them. We continually search for new forms which are more adequate and more expressive to meet current human needs and values. Musicians, mixing electronic sounds with colored films, are doing the same thing. There will always be the search for new and more expressive forms.

But forms will change; their functions will change. The economical aspect of both function and form will change. But not architecture. It is here to stay. Don't let these preachers of doom scare you. Architecture is not dead. It's not even sick.

Do you think people will give up architecture? Will they give up medicine? Give up law? With more people needing medical care and more bodies on the crust running over each other morally as well as physically, both medicine and law must be raised to a higher state of sophistication. So must architecture.

**“Architectural form by itself is not architecture . . . . In architecture, the forms must be and do something, responding constantly to new demands. . . .”**

**“. . . Space pollution is just as dangerous as water and air pollution . . . . The architect of ordered space is the key to a livable future. . . .”**

This crowded world has to have architectural care, if you please. I agree with Richard Neutra—the world’s very survival depends upon architecture. That’s why there is so much talk about cleaning up the cities. Architectural space pollution is just as dangerous as water and air pollution. The traffic jams are no worse than the building jams. Ordered space is the architect’s business, and the architect of ordered space is the key to a livable future.

It might well be that many architects cannot create architecture. I am not denying this, but I contend there are simply not enough good ones to do the job. If we are going to make any headway at all in improving the physical environment, there must be an increasing number of architects and all kinds of architects. So here is a point: the future will depend upon the schools, not only qualitatively, but quantitatively. Many of them are using or will use various firms as extensions of school. That’s the way it should be. The school alone cannot make an architect.

What the future will be like depends upon how the schools and firms are preparing our youths to understand and deal with people problems. There cannot be architecture without people. The Parthenon *isn’t* architecture. It was. It is now a symbol; at best, an architectural monument. A school without children is not architecture. Life is the catalyst of architecture. Le Corbusier’s Savoye House full of hay isn’t architecture. It was architecture only when the Savoyes were living in it. Chipboard models are not architecture. Architecture becomes alive with use.

Serve the user—that is the intent. Architecture has to *do* something and *be* something. *Do* is the function; *be* is the form. Both *do* and *be* relate to intent. The intent concerns users. The intent is lost when we design spaces more to impress other architects than people who use them. To want to be an architect’s architect is fine, but a much more noble thought is the desire to be a people’s architect.

As a practitioner, I confess that often I become more enthralled with the approach to architectural design and with the techniques of construction than in serving the user. I’m not alone. There are lots of us guilty of people neglect.

We rank means over ends. We smother intent with techniques. As formalists we are more interested in current architectural forms than in architecture itself, which goes way beyond form, way beyond function, way beyond economy. As functionalists we are more interested in efficiency than in the amenities. As “practical” practitioners we are more interested in saving a few bucks than saving people from being bored to death.

These ailments have always been with us. Hopefully, the next generation of architects will have the knowledge and skill to equilibrate function, form and economy successfully so that the majority of spaces fall within the realm of architecture. But each of the elements of this triad must be related realistically to the needs of the users or the balancing act is in vain.

So it seems architects must love people. A lot don’t. We even exclude people from our published photographs and sales slides, if you pardon the expression. They mess up the architecture. As the old castle builders used to say, “The containers must

equal the contained.” In our zeal to use the most advanced technology and to improve office practice techniques, we often forget the contained—these poor devils who must use our buildings. Buildings might be for horses, or for machines for canning tomatoes, but architecture is for people; the student in the carrel, the baldheaded guy in the fifth pew, mama taking out the garbage, and dad in the office feeding the computer. Now if a horse barn or a hangar for a plane provokes an emotional response satisfying both to the eye and to the heart, architecture probably exists. One doesn’t have to be contained to be contented.

The architects of the future unquestionably will have to have greater sensitivity to human needs and values. And they *will* have.

What are these architects-to-be like? They are serious. They want social change. They can think. They can talk. There will not be too many really good designers, I am afraid. But take it from me, they’ll cause change. Change for the better.

The new form-givers will seek *meaningful form*, not form for form’s sake. But form, be it art, literature, music or architecture, is created *by man for man*. Now consider the *by man* part—the designer—separately from *for man*—the people.

Form reflects the man behind it. Impregnated in the form and easily detected can be found his values, his goals, his knowledge and his skills. Even more important can be seen or sensed what he thinks of people. Form is shaped by what a man believes in. And what a man believes in stems from the environment in which he grew up.

My values and goals unquestionably were established early in life not only by strong family influence, but by the fact that I managed to flourish in the Depression milieu. I still value the dollar; still like big bands; still appreciate Steinbeck and Will Rogers; still consider Wright, Le Corbusier, and straightlaced Mies as the greats. And just to show you what an old foggy I am, I have an “analytique” on my wall done with ink which I ground myself. How far back can you get? I’m the image of a tired old architect. But don’t count me out. I drink Beate tonic to regulate my intellectual digestion and I look at the mini-skirts for inspiration, if not aspiration. Also I know that in this profession longevity is the key. (I’m a slow learner. Took twenty years to learn to talk. Thirty to swim. And forty to fly. I am expecting great things from me in my old age. Maybe I can learn to design?)

Back from me to the future architects—serious young people who are now in school and on the boards in the offices. Quite frankly, I am betting on them. I would be not at Rice University right now if I did not believe youth has the stuff to handle the future.

But compare their backgrounds to mine. Completely different. What’s a breadline? What is Chinese ink? Who was Fletcher Henderson? Who were the Boswell Sisters? Who was John L. Lewis? What’s an Esquisse Esquisse? Who wants light, floating buildings? He-man rugged concrete is in, Man! “Less is more” is a bore. Isn’t doing a Frug House really more realistic than designing a monastery in Tibet conjured up by some square in New York connected with the Beaux Arts establishment?



When I was in school at Oklahoma State, culture was only for the rich. Who had money for a concert? To most of us culture was pretty stuffy. Today anyone who wants culture can have it. Students not only are getting it, but they find that culture is fun. What they see, what they read, what they hear, and what they experience set their values and goals: and these, in turn, will shape their architecture.

These young people have a social consciousness and feel a social obligation that no other generation has had, certainly not mine. (A young man in our office made a serious effort to try to convince a banker-client to buy up land and restore small old houses instead of building a magnificent office building we were commissioned to do.) This kind of thinking is going to affect architecture. Reading Marshall McLuhan, seeing a Frank Stella high art painting, or experiencing the low art of Kienholz' "assemblages" or Oldenburg's "soft sculpture" will affect his architecture. Going to the ballet Don Quixote, seeing movies such as "Blow-Up" and "The President's Analyst," not to mention "Tom Jones" on TV, cannot help but cause change in values which will somehow get into his architecture.

Just hearing an old Benny Goodman record recreates the mood of my college days. Twenty-five years from now, my students will be brought back to their day by an old Beatle record. And if they are practicing architecture at that time, there will be a trace of Beatle music in their architecture. My partners Wallie Scott and Tom Bullock insist that there is big band stuff in our architecture, because all three of us played in professional dance orchestras. On the other hand, a CRS design team is very much like a Dixieland band which thrives on the ad lib and on spontaneity of group action. This type of band does not interest the young people. Their taste is the 95-decibel electronic sound of Thursday's Children [a musical group from Rice] or the Animals. Watch it! The Bed Bugs will surely creep into tomorrow's architecture.

An interesting plowing-under phenomenon is happening. Where new forms of painting and sculpture seem to have always had their effect on architecture in the past, today there is evidence of a reversal. Sculptors and painters like Tony Smith and Larry Bell, for example, seem to draw their strength from architecture and they in turn influence the young architect who seeks fresh form to express his architecture. A young architect publicly admitted his chapel design was inspired by the Chillida sculpture on the lawn of the Houston Museum of Fine Art, which was inspired by architecture.

Culturally, things are moving fast. New forms, new attitudes, new freedom, and new materials are either distorting or expanding our traditional values and changing subsequent goals.

Today's architect-to-be is a different breed than in my day. He will produce different architectural forms. Now what those forms will be is pure speculation. But I repeat: architecture (in my definition) won't change. It will always concern that *plus* something that raises mere buildings to a plateau of human dignity and personal enjoyment.

Of course the *functional* aspect of architecture

will change. It will have to. And so will the *economic* aspect. And unquestionably, the *formal* (form) aspect of architecture will change; changes in technology will see to that. But since function, form and economy in architecture are in reality totally inseparable, they will all change together, but will make up architecture, Gestalt-like. Regardless of change in this triad—function, form and economy—architecture will remain the same, the intent of which is to fulfill the needs of people. So much for the *intent* of tomorrow's architecture. Now what will be the extent? It seems clear that:

1. *There will be more concern for groups of buildings than for individual buildings.* The one-building projects are already beginning to fade. Even the single client is becoming a rarity, at least in our practice. Architects will have to think in terms of the civic client concerned with city building. I. M. Pei said at an A.I.A. seminar in Houston: "The single building cannot stand alone. It has neighbors. There is no such thing as a single-building problem."

2. *More people will have the opportunity to experience architecture.* Previous cultures had architecture only for the privileged few. Tomorrow's architecture will be people-centered—for great masses.

3. *There will be a different scale, if not more encompassing architectural scales.* Speed scale, for example, will be part of the future's architect's vocabulary. He may refer to buildings as a "10-mile-an-hour building", or an "80-mile-an-hour building," implying that these buildings are to be seen and appreciated at different speeds. Rice University, through its research team led by Bob Sobel and Rick Gardner, has developed methods for studying the new scale with the use of a TV camera attached to snorkels and video tape, which might even replace the yellow studies which I cherish. Another dimension—time—is introduced into the design process. At the Houston A.I.A. seminar, Kevin Roche said: "If you stand under the Golden Gate Bridge you have a sense of what the future will be like." However, my partners Tom Bullock and Chuck Thomsen recently stood under the Staten Island bridge without receiving a vision of the future. Wrong bridge?

4. *Architects will be confronted with bigger problems and it will take a big team to solve them.* The schools now are hitting hard to turn out big-problem-solvers. The University of Washington this semester has 97 candidates for Masters and Ph.D.s in urban planning and urban design, not to mention the 75 in the undergraduate program taking urban design as a speciality. Robert Durham, A.I.A. immediate past president, says: "One of the most promising ways of solving the big problems that are to come is through multi-disciplinary design teams." He points out, however, that there will be a need for small firms. The fact remains: giant teams will be required for giant projects.

5. *Architecture will have a closer tie with technology.* Although most of the young architects today have more interest in the social purpose of architecture than in the technological aspects, technology will prevail. There will be more activities in computer science thought for efficiency and functional and construction expediency. Bucky Fuller's dome at Expo 67 is a hint of the future, as are Zachary's San Antonio hotel of stacked blocks and architect Jullian

**"To want to be an architect's architect is fine, but a much more noble thought is the desire to be a people's architect. . ."**

**"So it seems architects must love people. . . Buildings might be for horses, or for machines for canning tomatoes, but architecture is for people. . ."**

de la Fuente and his concern for computer technology.

6. *The architecture of privacy will be given special attention.* Packing people into megastructures may be necessary in the future to conserve precious nature; but architects with the help of sociologists and psychologists will of necessity learn to put a man in a crowded high-rise crate with success. He may even like it, provided he has space which affords privacy and which will serve as his territorial domain. Edwin P. Willems, Professor of Psychology, Rice University, predicts that "a society that is able to maintain privacy in the midst of congestion will be noted for its capacity to remain calm under stress."

7. *The paradox that faces the architecture schools today may be resolved.* This paradox is clear: In trying to obtain breadth to solve the problems of urbanization, the schools are losing depth by spreading the curriculum too thin. Both depth and breadth will be achieved when the word "architect" takes on a new meaning. The future will bring specialists such as architects of programming, architects of psychological space, architects of illumination, architects with or without computers: as well as architects of design. Ed Romieniec, chairman of the School of Architecture at Texas A & M University, recently removed the drafting tables from the senior labs, insisting you can do architecture on a coffee table in a hotel room. He wanted to place an emphasis on programming as a speciality. According to Romieniec, "The student must realize that he is more than a drafting machine; he must learn what makes architecture." Unquestionably the schools are changing. But like the surgeons of today's medicine, the architects who perfect their design skill will be the surgeons of tomorrow's architecture. There won't be enough the way the schools are moving now. I am not saying we need all surgeons. But I hope Rice and CRS will continue to produce more than their share of highly skilled designers.

8. *Architectural practice will become more integrated with business management.* Gyo Obata says, "Architecture itself is becoming big business and is extending its responsibilities beyond the design and organization of bricks and mortar." The architect may soon become a key member of the management team responsible for efficiency and profit as well as esthetic structures. Design won't be everything, as some of us would like to have it, but design is one very important leg of the tripod. Design must take on a broader meaning, requiring many kinds of specialists on the design team, including efficiency experts and business consultants. Charles Nes, another past president of A.I.A., feels that architects and contractors must be far more closely allied and might even end up as a single organization, but certainly not under the present ethical standards. However, he points out that a safer approach for preserving the profession is "a future organizational setup in which architects, builders, real estate experts, and financiers would work together as an interdisciplinary team to initiate, plan and build large projects."

9. *The architect and the behavioral scientist will be more closely aligned.* In our office we have already developed our first social-psychological specifications for an architecture. Professor Thomas E. Lasswell, University of California, served as consultant. Earlier he had been engaged in a similar

pioneering project with the Los Angeles firm of architects Deasy and Bolling. Along with Edward T. Hall, A. E. Parr is becoming the most quoted person by the younger architects relating to what might be called architectural psychology, or if you insist, psychological architecture. He points out that psychologists cannot design buildings but they can contribute "concrete and applicable information concerning specifically human demands upon structural configuration of space . . . to replace fatuous esthetic doctrine as a tool of the designer's art." The architecture-psychology marriage is tomorrow's reality.

10. *The architect's position as the liaison between arts-humanities and science-engineering will become more important.* We will continue to practice on the beach. Like the beach where water overlaps land, architecture flourishes where these two worlds join: where science-engineering overlaps the arts-humanities. *Warning!* Whether or not we practice as a profession will depend upon how well we not only preserve but clarify this uniqueness. Regardless of our specialty on the spectrum of architectural practice we must be the liaison between art and science, and not be completely submerged in either. In a war between science and art we remain neutral. We must have increased sensitivity to protect and enrich human endeavor through both science and art. We do this by staying on the beach. We are amphibians. If we go too far out we'll end up fish. If we go too far inland, we'll forget how to swim.

Let me tell you an ancient story. There was a prince who loved his wife so deeply that when she died he built a magnificent tomb as a perfect memorial to her. But when the tomb was built, the prince was not satisfied—he had to do more to show his enduring love for his dead wife. So he built a most elegant and costly shell to enclose the tomb. Yet perfection had not been reached: Still the prince was dissatisfied. Again he called back his architects and men of science to build a still more sumptuous and spacious dome to surround the tomb. When at last the structure was complete, the prince was shown into the first of the great concentric spaces. Every detail was perfect. Then he passed into the shell of marble. All was perfect. But when he spied the tomb which held the beautiful woman he had loved, he fell into a fit of petulance. Turning to his minions he said, "Remove the thing."


So went the wife. And so goes architecture if we forget people. So can go the architects if we forget the intent of architecture. We build containers around containers around containers until we forget what is the contained. As architect-practitioners we seem to be more interested in techniques of both practice and products so that we forget why they were developed in the first place—for people. (*What wife?*) As architects-educators, we seem to have a lot more interest in closed circuit television, prospects of dial access retrieval, urbanizing the curriculum, and computer-assisted instruction than we do in the student. (*What wife?*) We get more excitement playing with technology and its tools than in developing architecture for people. (*What wife?*)

Tomorrow will be a great day for architects if we are dedicated to the intent of architecture—fulfilling man's belief in the nobility of his existence.


**"... We must be the liaison between art and science, and not be completely submerged in either..."**

What makes people like places? David Kenneth Specter, now a practicing architect in New York, used an Arnold W. Brunner Scholarship of the Architectural League of New York to look for design guidelines in some of Europe's great places, and took hundreds of photographs to show how people react to them. His photographs and commentary in this presentation suggest

# SOME ESSENTIALS OF SUCCESSFUL URBAN SPACE



BARE, BARREN, UNCROSSABLE, MERELY EXISTING AS THE "SPACE BETWEEN" . . .



BECOMES SOMEHOW HUMAN, APPROACHABLE, LIVE, URBAN . . .



AND MAY EVEN ACHIEVE A SENSE OF PLACE.

The art of making this happen requires manipulation of both intangible and tangible elements of the urban environment. These elements—though often occurring accidentally—function in predictable and positive ways, and are a legitimate concern of the designer.


Since it is for him that we manipulate these elements—the force of anticipation, the mystery of lighting, the pull of a waterfront, the surfaces and objects of the city—any meaningful discussion of urban space assumes the point of view of **THE PEDESTRIAN**



**ABSOLUTE AND TOTAL SEPARATION OF PEOPLE AND CARS IS THE IDEAL,**




but changes of level (above), organization into parallel but separate avenues of activity (right) and subtle barriers (left) can filter out one from the other to their mutual advantage.



**SIMPLY BARRING VEHICLES FROM PARTICULAR STREETS**

is a more drastic solution which can create sudden explosions of pedestrian activity, especially on an established thoroughfare. That Milan's Galleria (left) is roofed contributes less to its popularity than the fact that it interconnects several points of major urban traffic.


Designers planning the separation of pedestrian and motor traffic should examine the width of Venetian streets (right), determined by human activity, not automobile turning radii.





**THOUGH "AIR RIGHTS" SCHEMES SEEM CONTEMPORARY,**



arcades are ancient. Some of the earliest—in medieval Swiss cities—involved private purchase of such rights over a public thoroughfare. Hence the arcade. Not only is vehicular traffic visually excluded, but also an apparent intensification of pedestrian traffic takes place, along with the sense of something happening.





ANTICIPATION:


SURPRISE:

CURIOSITY:

EACH DRAWS US THROUGH SPACE.

A glimpse of spaces beyond and as yet unseen; a curving street with its continuous revelations; the cliché of a stairway to the unknown; the fascination of boxes within boxes within boxes . . . the intuitive sense of the imminence of a different experience.

The spaces through which we move are shaped by real and implied surfaces. We walk on, between, and under them. They enclose buildings, guide us, and carry away the rain. As decoration, information, and a means to create a human scale, we respond to **SURFACE ENRICHMENT**



**VISUALLY BREAKING DOWN LARGE AREAS**

into more manageable bits is a reason for designing strong paving patterns, which help to "occupy" an area and render it more approachable. It's also good if storm drains, gutters, and crosswalks can be integrated into the inherent decorative patterns of the material used. Better still if children discover they have a new toy, and best of all if the designer thought of it too.



**SIGNS CAN DECORATE AS WELL AS INFORM,**

and may be literal or symbolic. The round sign is part of a European system of traffic control symbols whose meanings have become as clear and immediate as red equals stop. More literal announcements should always be as much a part of the total picture as this street banner (center right). The gutter ad gets some credit for brash ingenuity.



**TWO QUIETLY INVENTIVE USES FOR THE URBAN FLOOR:**


a precast trough to carry water across a sidewalk from roof leader to gutter; and an indestructible bicycle rack.





**WATER IS CLOSEST TO BEING A UNIVERSAL SOURCE OF PLEASURE**

of all elements available to the designer. At any scale, the sound and the look of water, as fountain or pool, can create a mood, an oasis in the urban fabric that delights and enriches the soul, and even invites participation. Unlike other urban surfaces, water creates its own scale, constantly changing its color and texture in response to sky and wind. Nothing—except perhaps fire, whose use in the urban environment is understandably rather limited—is as universally fascinating to man.



**WATER IN THE FORM OF RIVERS, CANALS, LAKES AND HARBORS IS THE BEST EDGE**





a city can have. They create at the same time a barrier and a sense of unlimited space. To cross them by bridge inevitably introduces an exciting change of perspective. They reflect by night and cool by day. Waterfront is any city's most valuable natural amenity.

The tangible objects of the environment: the seating, lighting fixtures, signs, trash baskets, kiosks, all are elements with which the designer may work in **FURNISHING THE SPACE**



**DESIGNERS SHOULD REMEMBER PEOPLE WILL SIT ON ANYTHING**

to become a member of the audience, so the seats or steps or building foundation or flower urn might as well be the correct height for it. The Spanish Steps—the world's most elaborate continuous bench—not only finds place for performers, audience and catnappers, but brilliantly connects two levels of the city. The two-by-two design for this sea wall (below right) shows an unusual degree of sophistication and human understanding. Where a movable seat is called for, appropriateness rather than attention-getting design should be the criterion.







**REPETITION OF A SINGLE ELEMENT IS THE KEY** to the successful design of many lighting fixtures, and—not irrelevantly—of some jewelry as well. Both day and nighttime appearance must be considered equally when fixtures per se have been chosen as the source of light.

**UNANTICIPATED TACTILE AND VISUAL EXCITEMENT**

can be provided even on the smallest scale by a handrail or fence.



**SMALLER MEETING POINTS HELP ESTABLISH A HIERARCHY OF SPACES**



within the city. Information kiosk, bus shelters and small shops are minor foci of pedestrian movement. An otherwise ordinary newsstand by day achieves at night an entirely unexpected quality of warmth, a welcome hearth in a dark city.



People like to go where the action is, and a sense of such liveliness is the essence of the successful urban space, a place to watch or be watched, a kind of **VARIABLE PARTICIPATION**



**THE IDEAL POINT OF VANTAGE,** protected above and behind, is an abstraction fulfilling a need for security probably of primeval origin.



**BACKLIGHTING IS POETIC** but not necessarily accidental, if the designer keeps orientation in mind.



**TRANSFORMATION OF SPACE THROUGH LIGHTING**

It is remarkable how much more festive and magical the use of many small low-lumen light sources is than the more obvious floodlighting so often used in public places.



**SIDEWALK CAFES**


offer a sheltered point of vantage along with a pleasant pretext for being there as a watcher.



Facing towards or away from or surrounded by traffic, the sense of protection must exist.



And even the deserted cafe can be a colorful accent in the urban landscape.




**MAINTAINING THE DESIRABLE SENSE OF LIVELINESS**

in daytime in downtown areas raises a problem with only a few people. Without going to the extreme of painting life-size people on a wall (above), lighting, repetitive signs and imaginative advertising can help to "populate" the space.



A hole in the fabric of the city; a public living room; a breathing place; a node of activity; Italians call it "space for beautiful to do nothing"; for others it is **THE PLACE TO GO**



**THE SUCCESSFUL URBAN SPACE DOESN'T STAND STILL**


to be photographed  
or have its virtues  
discussed in isolation.

It is a dynamic  
and complex blend  
of the rational and  
irrational, the planned  
and the unintentional.  
Its size and shape seem  
to be noticeably less important  
than its relation  
to the city's  
generators of activity.  
Its universal constant  
is its essential humanity,  
its accommodation  
of the need of people  
to be at once  
individuals  
and part  
of their city.

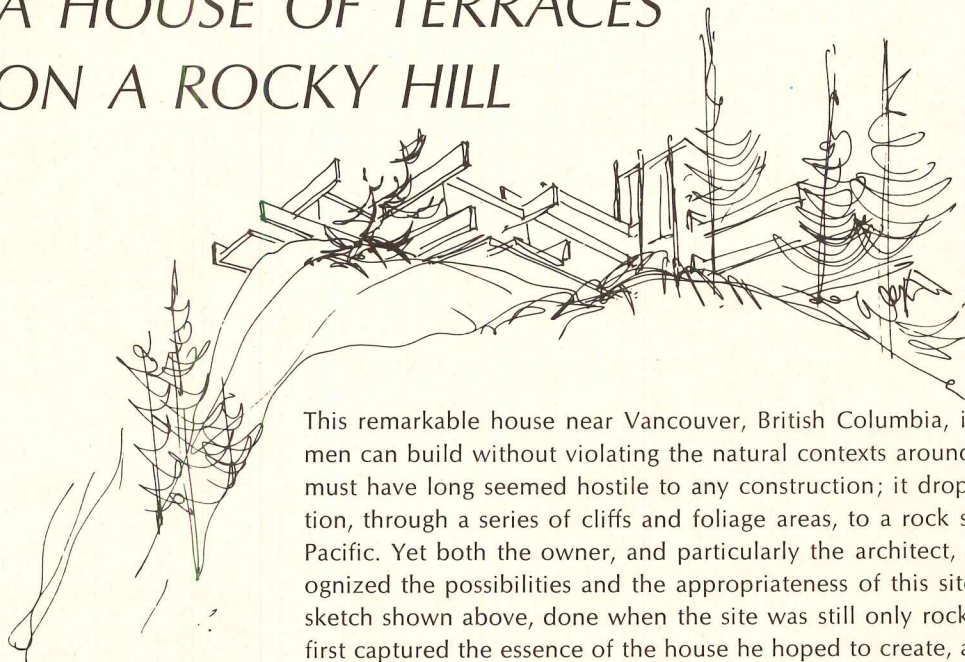


*written and photographed  
by David Kenneth Spector*

Copyright © 1969 by McGraw-Hill, Inc., with all rights reserved



## A HOUSE OF TERRACES ON A ROCKY HILL



This remarkable house near Vancouver, British Columbia, is an affirmation that men can build without violating the natural contexts around them. The property must have long seemed hostile to any construction; it drops forty feet in elevation, through a series of cliffs and foliage areas, to a rock shelf overlooking the Pacific. Yet both the owner, and particularly the architect, Arthur Erickson, recognized the possibilities and the appropriateness of this site for a home. In the sketch shown above, done when the site was still only rocks and trees, Erickson first captured the essence of the house he hoped to create, and it bears a striking affinity to the finished design. The rocks and the vertical pines are of course there in the sketch, but also present are the series of hovering horizontal planes (which has remained the organizing principle of the composition), the cantilevered beams, and even the vertical massing of the stair tower and the masonry fireplace. Erickson's conception provided a logical and encompassing format for his subsequent achievement: a significant example of residential architecture.

HOUSE FOR MR. AND MRS. DAVID GRAHAM, West Vancouver, British Columbia. Architects: Erickson/Massey—designer and partner-in-charge: Arthur Erickson; job captain: Garry C. A. Hanson; landscape: Erickson/Massey; contractor: Sjogren Construction Co.





© Ezra Stoller (ESTO) photos

The Graham house is insistently horizontal, rectilinear, and rather polished in contrast to the verticals, the random diagonals and roughness of the landscape. Within this fabric, the house at first seems complicated, yet there is an immediately apparent visual organization to it. Simply stated, the house is composed of a series of horizontal terraces stacked along a jagged slope. The terraces, rather than being carved out of the land, were created and expressed by the horizontal box beams which surround each floor. These wooden rectangles seem to jut out from the sloping rock, floating above each other to create the exterior and interior spaces. The box beams are clearly articulated from the walls and glass which they support. The points of transition between walls and beam are kept absolutely horizontal, and the walls are either glass or strongly textured cedar board and batten, which contrasts with the smooth surface of the beams themselves.

The principal material of the house is cedar, with a simple oiled finish which expresses both the color and texture of the wood. Accent materials are an earthen-colored used brick and a dark quarry tile. It is through materials and color that the house seems to join with the site, producing a balance with nature and an ordered setting for daily life.


The structural concept of the Graham residence might at first appear to be based on a series of strong cantilevers, yet there is only one within the house: a small balcony off the master bedroom. The projecting ends of the box beams carry only their own weight, and each terrace of beams is supported at its corners by wood posts which carry through to the ground. The box beams provide horizontal support for the ceilings, floors, and stairs, but structural action does not take place through their total depth: they act also as parapet guard rails at the glass lines and around the outside decks.






The several decks and series of rectangles formed by the box beams are readily apparent when seen from above the approach road to the house (photo below). From the water, one can see most of the rugged site and the mountain which towers behind it. Though the site appears to be far from any urban area, the house is supplied with fresh water from a city main about 150 feet away.





A person standing at the entry to the house (above) can see into the guest bedroom and through it to the large terrace over the living room, or he may look down the stairs into the dining room and finally into the living room itself, or he may glance to his left through an entryway window towards the swimming pool, the trees, and the ocean beyond. There is a strong sense of transparency throughout the house, of standing in one room and being able to see through it to several others, yet there is complete privacy from the public eye. The den on the lowest floor, however, provides a feeling of enclosure from the rest of the house, and is the only living space on that floor.

The detailing of these interior surfaces is worth noting. Where sand float plaster is used, there is an integral coloring added, but no paint. Where the floors and ceilings meet the walls, there is always a grooved inset that separates one plane from the other. The recessed down lights and ventilation grilles have specially designed plaster stops; there is no exposed trim piece around them.





# Systems building: what it really means

First in a series of articles examining the implications of the systems approach for architect, engineer, manufacturer and owner. Its purpose is to explore what the systems approach is, and what it is not; what it might be expected to accomplish; why and how practicing professionals should get involved; and how manufacturer participation can be increased—*Robert E. Fischer*

Today, the words "systems building," or "systems approach" to building are on the tongues of almost everyone involved in the building industry—and clients as well. The client's imperative is for improved performance in a building completed in less time for less cost—or at least known performance in known time for known cost with someone being assigned the responsibility for "guaranteeing" these goals. Surprises are not allowed.

But what does "systems approach" really mean, and what is it really accomplishing?

Systems approach in general terms is an orderly think-through reduced to an analytical procedure put in writing. To explain "systems engineering" is a story in itself; depending on how it is handled it can be effectively or ineffectively administered.

The key word in the definition of systems approach to building is *performance*. Performance implies, first of all, identification and definition of users' needs and translation of these needs into performance specifications for interrelated building components. These components must be produced within certain cost limits. Advocates of the systems approach feel that it strongly encourages greater manufacturer involvement in research and development on building components, as well as in the physical and perhaps functional coordination of components of different disciplines—structure, air conditioning, lighting, sound control, and so on. While performance is the key word in systems approach, interpretation varies from one user to another. But ultimately, in all cases, performance implies measurement and evaluation.

The Public Building Service of the General Services Administration has taken a classical and comprehensive view of what the systems approach is in their research program, at the National Bureau of Standards, undertaken to demonstrate feasibility of this approach in designing, specifying and constructing complex buildings. The project

is to be applied to one million square feet of office space in the PBS program, using the interior partition system and the "floor-ceiling" sandwich (suspended ceiling, lighting, air supply, floor, electrical service, sound absorption, etc.) to demonstrate the approach.

PBS takes the systems approach to mean the application of "new intellectual techniques of systems analysis, simulation and operations research to problem solving." In its view, the systems approach has two main features: 1) Objectives are stated in performance terms rather than in particular technologies or pre-existing models, and 2) Interrelations within a system are emphasized. With the systems approach, the effects of any set of choices and decisions upon other relevant decisions are determined. The systems approach is intended to give greater assurance of success, through formalization of feedback through a model or simulation for pre-testing of alternative solutions. Of particular importance, says PBS, is validation feedback during use to be applied to the next cycle of building.

The difference between a "building system" and the "systems approach," PBS avers, is that building system is hardware, rules, people and energy working to produce some desired function, while systems approach is a way of looking at problems in a new light.

## Varied "systems approaches" have much in common

PBS is just one of a number of agencies and organizations with an interest in improved building performance trying the systems approach in a formalized manner, utilizing special staffs to do research and prepare performance specifications.

The first program to attract architects' attention was the School Construction Systems Development project in California. More recent is the University Residential Building Systems (URBS) project of the University of California. Just about ready to re-

# Baltimore architects take a pragmatic approach to systems building: "foolproof" details, rationalized construction

ceive bids for 10 different building components is the Study of Educational Facilities (SEF) for a minimum of one million square feet of elementary schools by The Metropolitan Toronto School Board. And committed to a similar systems program is the Montreal school system.

Elements common to all of these programs are: 1) determination of performance desired for some aggregation of components of a building; 2) establishment of a minimum dollar volume of building deemed necessary to attract manufacturers and the technical-legal-managerial effort required to make possible procurement of components by performance specification.

In its analysis of the systems approach, PBS states that the first step is the statement of *performance requirements* without regard to the specific means to be employed. These performance requirements are quantified in *performance criteria*. *Performance evaluation techniques* must be developed to judge whether or not criteria are met. Evaluation may involve physical tests, simulation, or judgment of knowledgeable technical advisors. In combination, performance requirements, criteria and evaluative techniques become a performance specification. When, in addition, cost parameters are given, the specification is a bid document.


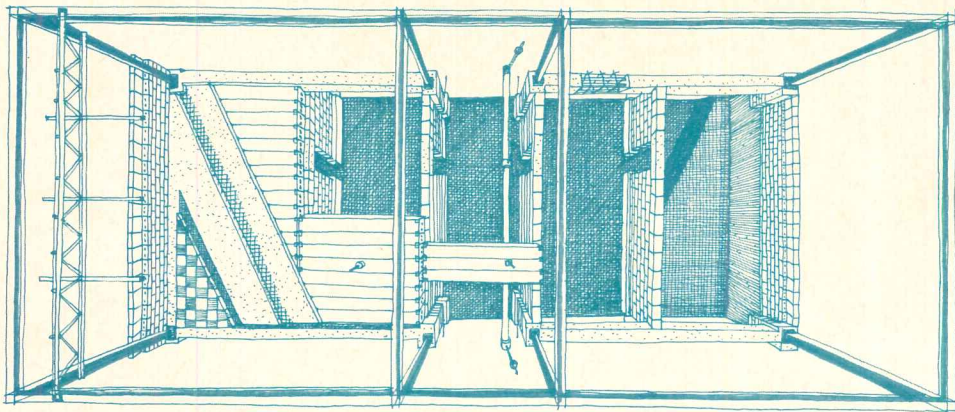
Is innovation implied? PBS thinks so, but not necessarily in the form of innovative hardware. For example, stating the performance and not specific materials or equipment enlarges, they believe, the possible range of solutions for a certain set of requirements, stimulating hardware innovation. Also, it is felt that by developing performance requirements for a large enough portion of juxtaposed components, integration of function may be possible (for example, to receive demountable partitions or structure serving as air ducting) and trade-offs between subsystems might be possible.

Finally, innovations are possible in financing and construction management.

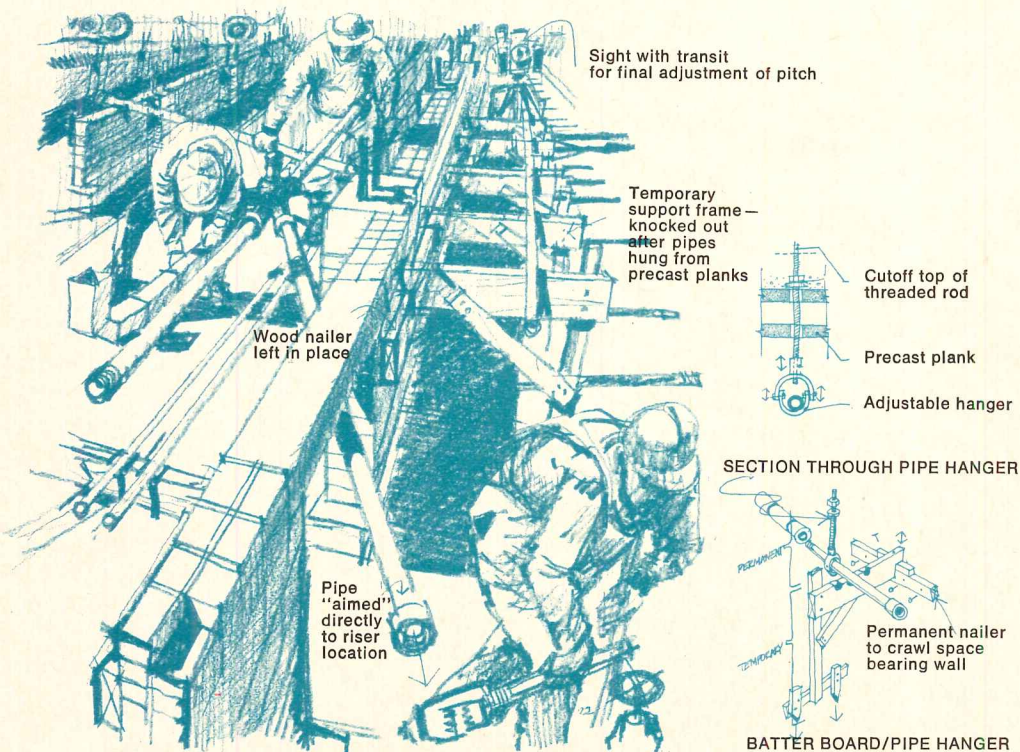
Hopefully, industry will be motivated to make innovative responses to performance specifications, or to combine existing elements in new ways. But innovation is not necessary if the specifications can be met by existing means.

## Toronto's SEF: the difference is mainly semantics

While Toronto's concept of systems approach is similar to that just discussed, in its Study of Educational Facilities (SEF) project, the definitions are slightly different. In Toronto's context, "systems approach" to building refers to a more inclusive definition of the total building process, a greater coordination of the work activities, and a more intensive degree of *planning* of each phase of the job than is achieved by traditional building methods. The building process is defined as extending from the moment a need arises for a building through to the complete physical satisfaction of that need. Extensive analysis in the planning state is intended to simplify the building process and



To cut construction time as well as improve overall building performance of elementary schools in Anne Arundel County, Maryland, architects-planners Rogers, Taliaferro, Kostritsky, Lamb evolved an approach that, of necessity, had to concentrate on the problem of improving the productivity of local labor. They worked on detailing the various building elements and organizing the construction process to reduce labor's errors to a minimum, and, recognizing how materials work in practice, to increase building performance to a maximum. Example: RTKL developed a procedure for plumbers to install piping in a crawl space that made their work easier (no interferences) and installation more economical. Elements shown at top are concrete block foundation walls, precast floor planks, primary and secondary steel framing. First schools (conventional curriculum) had 28- by 28-ft bays. New schools (team teaching) will have 60- by 60-ft bays (above).



reduce the complexity of organization and execution.

Other aspects of the SEF program include industrialization, bulk purchasing, competitive bidding on components, and testing of components in a building—as was done with SCSD in California.

**The degree of industrialization can vary in any systems approach**


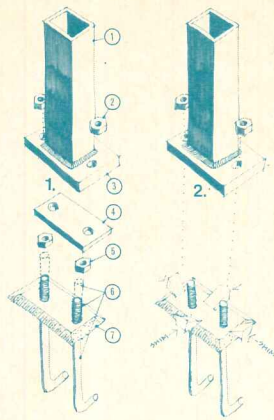
Industrialization, SEF says, could refer to everything from a carefully organized, traditional, semi-mechanized, on-site trade operation which requires considerable on-site labor, to the production and installation of large, complex, prefinished building components. In the latter case, the labor force would be small, but the individual workers would require multiple skills. With one sub-system industrialization might involve the use of a carefully planned, manual building operation which has been semi-mechanized, such as brick or block laying. With another sub-system, industrialization might mean the use of components that arrive at the site in a highly finished state, involving the simplest and smallest number of activities to be carried out by on-site personnel. Industrialization has been defined as, "Continuity of production implying a steady flow of demand, standardization, integration of the different stages of the whole production process; a high degree of organization of work; mechanization to replace manual labor wherever possible; research and organized experimentation integrated with the process."

To insure the widest possible application of the industrialized process, SEF points out, all components used on the project must be dimensionally coordinated. And in order that components of diverse origin integrate in a finished building and be at the same time interchangeable with other components, a common standard of performance must be established among the contributing industries. SEF suggests that manufacturers should examine the best means of satisfying the performance specifications for the first SEF Building System within the context of their existing plant, methods of organization and work skills. The mixture of traditional and new building techniques should be considered, SEF says. Thus industrialization is not intended to refer only to dry, precast, preformed, pre-engineered or prefabricated construction.

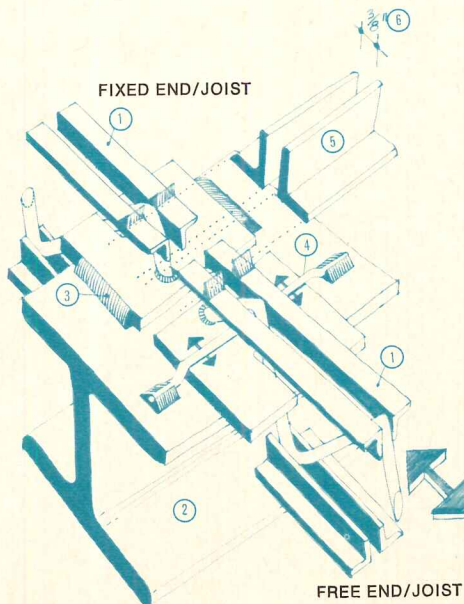
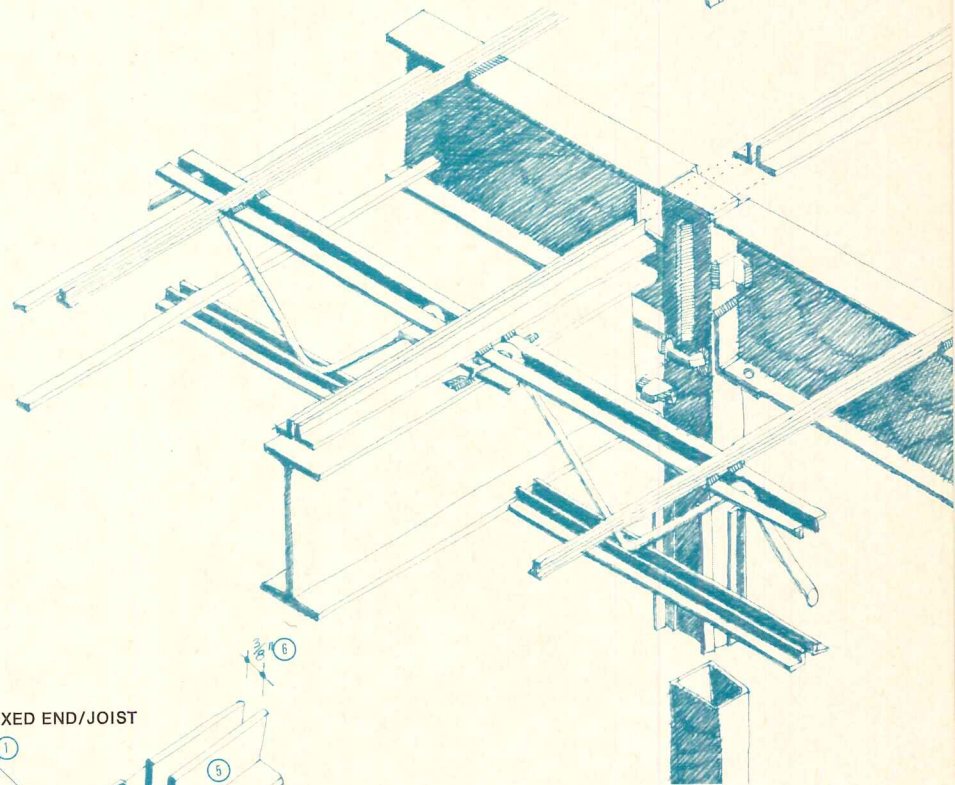
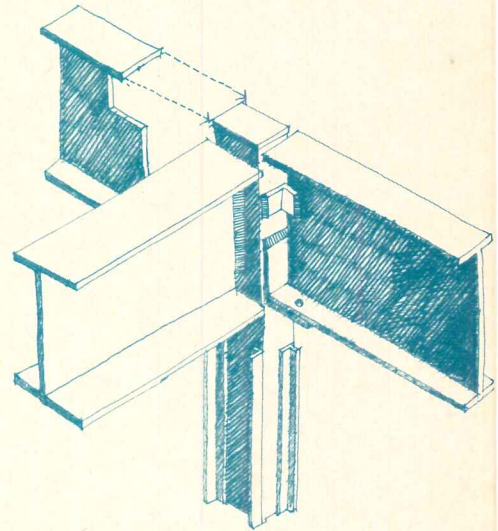
SEF wants a building system that will offer: flexibility (quick and inexpensive rearrangement of interiors, mechanical and electrical equipment, and provision for expansion); quality and speed of construction; long-term reduction of school building costs; architectural freedom of design; stimulation of interest among users in exploiting the creative potential of buildings that can be readily changed.

**The SEF program is asking for bids on 10 sub-systems**

These subsystems are defined as an identifiable, complete, physically integrated, di-



RTKL developed a series of "fail-safe" details designed to speed construction and to avoid costly maintenance problems caused by uncontrolled expansion and contraction. The drawing, left, shows RTKL detail, 1, for plumbing tubular columns, contrasted with the conventional method, 2. Leveling nuts (5) are adjusted to appropriate elevation as determined by transit. Then when columns arrive on the job (with bearing plates attached) they are simply set on top, and nuts (2) are turned down; grout fills space between leveling plate and floor slab. Primary steel was detailed for simple erection for alternate fixed and free spans. Expansion and contraction is taken up by sliding joints, keeping the overall dimension of the structure constant, minimizing roofing failures, cracked walls, etc. Primary steel is welded to one side of the tubular column, set on an angle seat on the other side (clip angles prevent rotation of the beam).



Bar joists are welded to a plate on one side of the girder's top flange, and on the other side they are allowed to slide on a bearing plate. The joist is held down by a bent bar welded to the bearing plate. Control joints are provided in the roof deck by angles field-welded to girders and joists.

cided that bonds should be floated for a little over half the original amount, \$18.5 million—equivalent to 2,000 units. The maximum program would be for approximately 4,200 units instead of the original 9,000.

Over 200 representatives from 140 different manufacturers attended a pre-bid conference in California on the URBS program. This number dropped down to about 20 organizations serious in bidding, and finally down to only eight that actually bid. Structure-ceiling had three bids; furnishings, two bids; and hvc, partitions and bathrooms, one bid each.

After bids came in, the decision of whether or not to go ahead was delayed about four months because it appeared that the bids were 38 per cent above the estimate. The lowest aggregate bid was over \$24.5 million, instead of a hoped-for bid of \$17.7. BSD then asked bidders to submit unit prices, which originally had been due six months after bid opening. Using these unit prices applied to four existing student housing projects, BSD showed that these existing projects would have cost 8.6 per cent less if they had been built with URBS components. The unit prices from manufacturers were derived from "the most economical use of URBS components," based upon working drawings and specifications of the four housing projects.

The Regents of the University decided at their October meeting to accept the bids for structure-ceiling, hvc and partitions as recommended by BSD and the University architect. The bathroom and furnishings components were turned down because of cost; it is reported, however, that the furnishings component is being renegotiated.

#### **One reason for high bids in URBS: possibly too much flexibility**

Undoubtedly a factor in the higher-than-hoped-for bids on structure and hvc was the unusual degree of flexibility required for structure, and the range of occupancies and degree of individual temperature control required for hvc. The horizontal planning module, for example, was 20 in., and the specifications called for as many as 14 different lengths of main spanning members and 12 of transverse spanning members. Prime reason for this requirement was that the University wanted the system to be capable of duplicating practically any student housing in its system in order not to curtail architectural freedom. Nearly 180 buildings had to be surveyed, and, when all were considered, a 20-in. module resulted.

The University also wanted to provide a substantial improvement in the thermal environment for student housing. Existing practice, outside of a few exceptions, was to provide heating only, with no mechanical ventilation or cooling. The specifications went beyond merely requiring the option of cooling. The specifications said that "Each individual occupied space requiring thermal treatment, except bathroom units and pub-

lic corridors, stairways, and toilets shall consist of one local control zone." However, heating and cooling were not required to be available simultaneously among local control zones within a given exposure zone. But, since buildings had to be convertible from single-student occupancy to married-student occupancy, the hvc bidder had to provide components in such a way that each apartment would be a unit unto itself. Reason: the code did not permit recirculation among any spaces having cooking odors, unless deodorizers were provided. This meant that with the multi-zone system, which was picked, there had to be a single (though smaller) multi-zone unit for each apartment, requiring perhaps three multi-zone units for about every 2,000 sq ft. The specifications anticipated not more than 12 local control zones for any 2,000 sq ft of building at any one time. This 2,000 sq ft of space was called a Flexible Living Area (FLA), consisting of a one-hour fire-protected envelope defined by floor, partitions and ceiling up to 2,000 sq ft in area, designed for a maximum of 10 students. These same 2,000 sq ft might accommodate three apartments. It was believed possible to reduce fresh air requirements for apartments by "encapsulating" the kitchen fan system—i.e., fresh air could be brought directly to the range hood from outdoors untreated, and exhausted by the hood.

#### **SCSD and URBS were both developed by team efforts**

In both the SCSD and the URBS programs industry chose to enlist the assistance of professional technical consultants. With SCSD, the winning structural system was devised by a team of The Engineers Collaborative and architect Robertson Ward, and the ceiling-lighting system was developed by Robertson Ward—both components produced by Inland Steel Products. With URBS, the Portland Cement Association contracted with Hellmuth, Obata & Kassabaum Inc. and Paul Weidinger, consulting engineer, to develop both a poured-in-place flat slab plate system and a precast-prestressed system. I. A. Naman & Associates were engaged as mechanical consultants. The winning bidder was Interpace Corporation, whom PCA had enlisted as precast system contractor. The American Iron and Steel Institute used Reid & Tarics, Architects and Engineers to develop a very elegant steel-framed system. The Airtemp Division of Chrysler Corporation, which was sole bidder on mechanical component, associated with mechanical engineers Ayres & Hayakawa. Reported reasons for other manufacturers not bidding: They couldn't meet stiff noise criteria (NC-30); couldn't find suitable contractors to associate with; and were reluctant to spend money on R and D because of time, and the fact they had no off-the-shelf components that could be modified for this project.

Available on a consulting basis to Building Systems Development were S. B. Barnes on structure, T. R. Simonson on me-

chanical systems, and Dr. Vern C. Knudsen on acoustics. But the URBS National Advisory Committee had only two practicing architects and one consulting structural engineer out of a total of 15 members. No mechanical or electrical engineers were included.

The University's project director for URBS said he was "tickled pink" with the winning components. And despite some reservations about the criteria themselves and the bidding process, individuals close to the URBS program think the components turned out pretty well.

One disappointment among the bid components was bathrooms. Degree of unitization of the bathroom as well as the bid price did not come out as hoped. Some manufacturers drew back from the single responsibility concept, preferring to sell fixtures. Part of the overage of the bid has been attributed to the plumbing contractor's uncertainty, from the labor union standpoint, as to whether the fittings would be installed in the factory or the field.

It is reported that remarkable rapport has been established among the winning bidders in working out details of integration. However, interchange of information among the 12 organizations qualified to bid prior to bidding time was said by some of the participants to be not as free as would have been preferred in the sense of exploiting integration possibilities. Of course this is natural in a competitive situation, but obviously it does put a limit on industry's capacity to provide "innovative" design.

University of California's Planning and Construction department, far from being unnerved by the URBS experience, is looking forward to a much larger anticipated program, Academic Building Systems (ABS). This would involve the normal run of academic buildings, probably all except for medical (including health sciences) facilities. Purpose: to promote a definite increase in environmental quality, while reducing initial and maintenance costs. Current thinking is that certain components would form a "loft" building to start. Up to a certain point in the combination of components, the building could be used for a variety of purposes. Then with the addition of specialized plug-in components, a building might become, say, math-science, bio-science, and so on. There might be basic mechanical components for comfort space conditioning, and specialized mechanical components for fume hoods.

The University provided an initial funding of \$50,000 in April of last year to initiate study of the project. Questionnaires on user wants were sent to 75,000 academicians; they also were asked to name the five most objectionable features of their present physical environment. This fall the University was at work completing a PERT network for the first group of buildings.



---

*Coming in an early issue: Heating and Air-Conditioning Plants, Components and Sub-Systems*


DESIGN LIGHT IN... DANGER OUT!

Polished MISCO

The Wire Glass  
Rated "Fire Retardant"



For more data, circle 65 on inquiry card



## POLISHED MISCO


for clear vision with  
fire protection

Wherever fire control is part of built-in safety . . . in windows, doorways, walls, skylights . . . wire glass finds growing use in regular specifications. Yet, not all wire glass is listed by Underwriters' Laboratories, Inc. as fire retardant\*. Mississippi Glass is one of only two sources for wire glass so listed.

When you design with fire control in mind, specify with confidence in the proved protection of Polished MISCO Wire Glass. It permits full vision and maximum light transmittance. The diamond-shaped netting is inconspicuous, yet protectively visible to alert floor traffic and avert danger from human impact.

\*To qualify for this "Fire Retardant" listing, Mississippi Wire Glass had to withstand the furnace test given by Underwriters' Laboratories, Inc., Wire glass windows in a removable wall are placed in a gas-fired furnace. Temperature is raised to 1600° F. in 45 minutes and held at this point for 15 minutes. The wall is then removed and the glass is subjected to a 1½" stream from a fire hose at 35 to 40 lbs. of pressure. The glass must remain in the sash, substantially unchanged except for any cracking due to thermal shock. Actual test scenes are shown in our 30 minute film "Rolled Glass by Mississippi."

Underwriters' Laboratories, Inc.  
INSPECTED  
GLAZING FOR  
FIRE WINDOWS AND DOORS  
ISSUE NO. 101  
MISSISSIPPI GLASS CO.  
MADE IN U.S.A.



## FULL-VIEW DOORS

with fire retardant glass

Polished MISCO gives clear vision, so important to safety at busy doorways. It can take abuse and still stand by, ready to fulfill its complete fire retardant function. The way it holds against intense heat seals the doorway against drafts that speed through any openings and spread the smoke and flame. The wire webbing is unobtrusive yet it subtly blends with entrance areas so the glazing adds an interesting design feature as well as a safety function.



## ATTRACTIVE WALL SECTIONS

with full-vision range

Give the "open" feel to interiors through walls that make full use of natural light. The smooth surface of Polished MISCO makes attractive wall sections that are easy to keep that way. The diamond-shaped mesh is inconspicuous . . . just visible enough to ward off floor traffic accidents from unawareness of glazed openings. Its basic fire retardant ability checks smoke and flame. The sturdy steel webbing holds glazing fast in its frame under prolonged heat exposure.



## PROTECTIVE WINDOWS

that give clear view

Transmit natural daylight through windows that are glazed sentinels against fire, breakage, vandalism, and forced entry. Polished MISCO provides window areas with fire retardant protection, while maintaining clear vision and the sense of spaciousness that comes from greater light transmittance. Mississippi Wire Glass has been looked to by architects and engineers as the approved fire retardant glazing through more than 60 years.




## SKYLIGHT GLAZING

dramatic and functional


No need for protective screening above and below. MISCO's strong steel diamond-shaped webbing is already fused in where it not only protects against impact from above or below but also prevents shattering that releases ordinary glass for dangerous fall out. Listed "Fire Retardant" by Underwriters' Laboratories, Inc., Polished MISCO holds fast against fire spread under intense heat. Bring more light in from above safely, with fire retardant Polished MISCO.

# Patterned MISCO

Protection plus diffusion for controlled light direction and obscurity for varying degrees of privacy and heat absorption where required.



FACTROLITE MISCO



HAMMERED MISCO



BURLAP MISCO




SMOOTH ROUGH MISCO



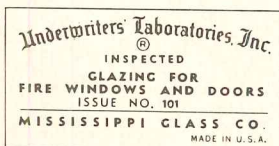
SYENITE MISCO



COOLITE MISCO




All 1/4" MISCO Patterned Wire Glass is listed by Underwriters' Laboratories, Inc.



Because of its long history in the manufacture of wire glass that has always met Underwriters' requirements, Mississippi Glass is a natural source for technical information on various requirements in glazing applications. Architects and engineers are urged to consult with our spe-

cialists for possibilities in dramatic use of glass and particularly on safety requirements. Mississippi Glass is available from most leading distributors of quality glass in the principal cities of the United States and in Canada from Canadian Pittsburgh Industries, Ltd., Hobbs Glass Division.

See our catalog in Sweet's 



## MISSISSIPPI GLASS COMPANY

88 Angelica Street • St. Louis, Missouri 63147


NEW YORK • CHICAGO • ATLANTA • DALLAS • SAN FRANCISCO • FULLERTON, CALIF.

Largest Domestic Manufacturer of Rolled, Figured and Wired Glass

For more data, circle 65 on inquiry card




For more information circle selected item numbers on Reader Service Inquiry Card, pages 217-218



**MOVABLE PARTITIONS** / Approximately two miles of *Quick-Change* recessed feature post partitions were used to accomplish a flexible layout in the award-winning State of Missouri office building, Kansas City, designed by Kivett and Myers. The partitions are a five-foot modular design with panels weighing less than four pounds per square foot. ■ Masonite Corporation, Chicago.

Circle 300 on inquiry card




**PRECASTING FRAMES** / A method of pre-casting aluminum subframes in concrete walls at ground level provides a "perfect" configuration for a variety of window and door frames. The first demonstration, the six-story Uniment Apartments in Richmond, California, is an example of how such assembly-line methods could aid housing production. ■ Ador/Hilite Corp., Fullerton, Calif.

Circle 301 on inquiry card

**TEAK** / Soaring teak *Flexwood* (thin wood veneer laminated to cloth) walls and floating canopies in the auditorium of the Jewish Home & Hospital for Aged in New York City create a non-institutional environment while contributing to the acoustical system. *Flexwood* is adaptable to curved construction. ■ U. S. Plywood, New York City.

Circle 302 on inquiry card



**FLOCKING** / The *Suede-Tron* process of electrostatically flocked surfaces assures that all fibers are perpendicular to the surface. Results are a longer life, acoustical control and great versatility. ■ Co-Polymer Chemicals, Inc., Livonia, Mich.

Circle 303 on inquiry card




**COLLEGE CARPETING** / *Four Seasons* indoor-outdoor carpet is used wall-to-wall in kitchens, bathrooms, living rooms and closets of 52 apartments adjacent to Western Michigan University. The carpet resists staining and is shock-free. ■ General Felt Industries, Inc., Chicago.

Circle 304 on inquiry card

more products on page 162



# You can style Republic doors to "go" almost anywhere





**Example: Modifications to create the light or louvre treatment you need for a specific architectural success can be applied to Republic *standard* doors right at our warehouse in your area!**

**Result: Doors and frames designed just for you, but without the delay usually associated with "specials."**




**Fast delivery of Republic standard-but-stylable doors doesn't stem just from adaptability or mass production, either. There are time savings every step of a door's journey from our plant into your client's building. Such as snap-in moldings, efficient packaging, efficient**



**shipment, and dimensional exactness. Republic doors and frames are delivered ready-to-hang. No cut-and-try on the job.**

**Our salesmen have a door and frame sample kit and a clever demonstration that shows and tells all. To see it, check the Yellow Pages under "Doors, Steel" and call our nearest office. Or use the coupon if you'd rather read about us first.**



**REPUBLIC STEEL  
MANUFACTURING DIVISION**

YOUNGSTOWN, OHIO 44505

# Roof ponds and water problems go down the drain, now that FOAMGLAS<sup>®</sup> insulation is tapered.

FOAMGLAS insulation solved one problem years ago—water trapped in the insulation *underneath* the roofing. Because it's 100% closed-cell glass, FOAMGLAS cannot absorb moisture, or contribute to vapor-pressure buildup which causes roof blisters and cracks.

Now that you can get tapered FOAMGLAS insulation, you can eliminate water problems on the roof. Start with a flat roof deck. Place precut FOAMGLAS


blocks in sequence. Automatically, you get a roof perfectly sloped for drainage.

The roofer can do it himself and roof over immediately. Single-contractor responsibility. Just compare it to more complicated ways of sloping a roof. For descriptive brochure, write Pittsburgh Corning Corp., Dept. AR - 19, One Gateway Center, Pittsburgh, Pa. 15222. In Western Europe, Pittsburgh Corning de Belgique, S.A., Brussels.

The Insulation People



For more data, circle 67 on inquiry card



**SCHOOL CONTROL CENTER** / A compact console, which continuously monitors up to 400 separate functions and controls 200 mechanical operations, is priced "to be practical for even the most limited school construction budgets." By touching buttons the operator can start or stop motors, raise or lower temperatures, open or close dampers, fire or shut down boilers, control chillers and compressors, and handle many other tasks. ■ Honeywell's Commercial Division, Minneapolis.

Circle 305 on inquiry card



**COLORED CURTAINWALL COMPONENTS** / The *Ultimet* wall framing system, developed initially in stainless steel, is now available in a variety of steels and colors. The additional decorative color coating of high quality fluorocarbon polymeric material is reported durable and fade-resistant. The integrated components make on-site installation of the system a matter of locking members into place, without exposed fasteners. ■ United States Steel Corporation, Pittsburgh.

Circle 306 on inquiry card

more products on page 180



Until now,  
standard lay-in ceilings  
have been just that. Standard.

Now there's Luminaire VGM. A simple, vaulted lighting module that makes any standard lay-in ceiling something more. More dramatic. More impressive and interesting. And since each module delivers glare-free light, the result is a brighter, more pleasant atmosphere. Luminaire VGM fits any lay-in ceiling plan, installs quickly and shifts easily to meet new lighting needs. Our folio describes VGM and other ceiling innovations. Please write for a copy. Armstrong, 4201 Rock Street, Lancaster, Pa. 17604.


**Armstrong**  
Ceiling Systems that work

Or for more data, circle 1 on inquiry card.



# GROPIUS

## APOLLO IN THE DEMOCRACY



In this book, Walter Gropius, one of the true giants of modern architecture, father of modern design, founder of the Bauhaus, leader of The Architects Collaborative—discusses our environment and his own rigorous, constructive views on its revitalization. All concerned with the modern physical and cultural scene will want to read his observations on Japanese architecture, theater design, museums, cityscapes and the buildings that make them; and, of course, his intimate notes on Wright, Mies, Behrens, Stravinsky, Corbusier. A book for every architect's and designer's shelf. **7½ x 9¼, 240 pp., \$12.50**

**AT YOUR BOOK STORE OR DIRECT FROM  
McGRAW-HILL BOOK COMPANY**  
330 West 42nd Street, New York, N.Y. 10036



# Consider "Coil-Wal"® for freedom of design

"Coil-Wal" is ideal for sub-dividing auditoriums, convention halls and gymnasiums. Can be specified in fir, oak, walnut, birch, Brazilian rosewood, or teak. Smooth electric operation. Curved construction. Efficient sound control. Single widths to 150' and heights to 30'. Ask your Modernfold distributor for technical assistance. Or, write Modernfold, New Castle Products, Inc., New Castle, Indiana 47362 for current "Coil-Wal" product information.



Architect: Philip Johnson




Architects: Orput—Orput & Associates, Inc.



Architects: Russell-Gibson & von Dohlen




Architects: Lyons & Mather



Architect: Joseph Stein

# Why we made ours wide-track.



We set the legs of our 40-watt Curvalume bent fluorescent a full six inches apart.

Because when they're this far apart, the legs of two lamps can be nicely spaced out inside a standard 2-by-2-foot lighting fixture.

But if you think about it—it's possible to stuff three bent lamps into a fixture this size if you just bend the legs closer together.

Our engineers thought about it. And

turned thumbs down on the idea.

But others rushed in and made a narrow-gauge lamp with smaller leg spacing. With the following results:

The tighter bend calls for thicker glass. Their lamp is twice as heavy as ours.

It costs you a whole dollar more than ours.

And it puts out 15% less light than ours.

So when you jam three of these lamps into a fixture, you're jamming in a lot

*For more data, circle 70 on inquiry card*

more dollars. And short-changing yourself on light.


Which makes us glad we didn't go on a bending bender.

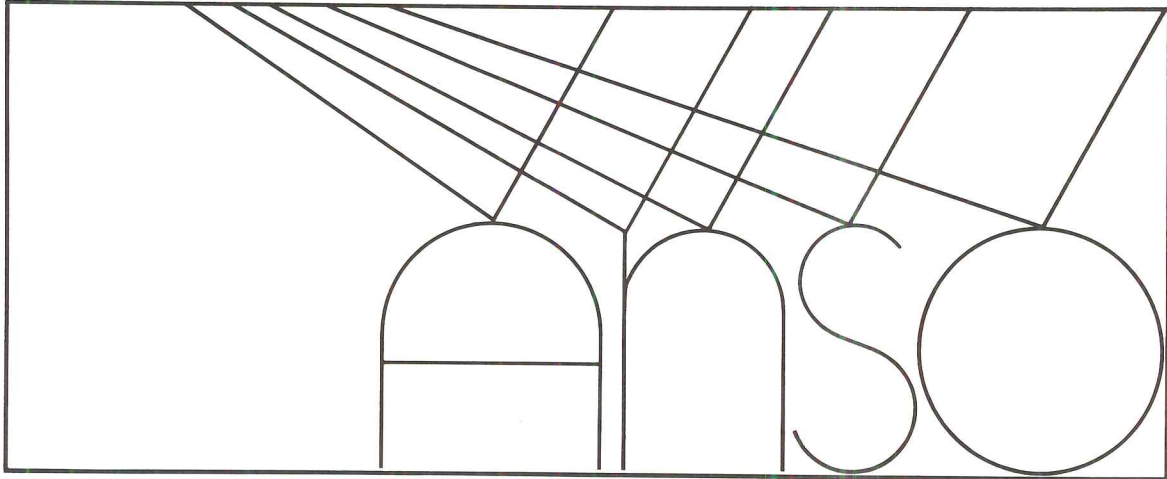
*For details, write to: Sylvania Lighting Center, Curvalume Fluorescents, Danvers, Mass. 01923.*

**SYLVANIA**  
A SUBSIDIARY OF  
GENERAL TELEPHONE & ELECTRONICS



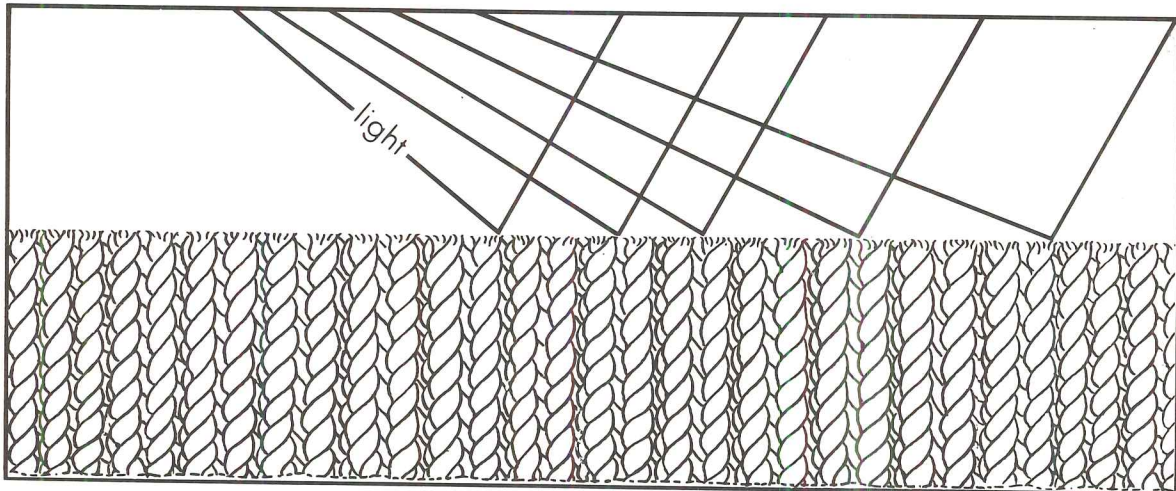
Allied Chemical announces  
the carpet fiber that makes dirt  
seem to disappear.





The nylon fiber that makes dirt seem to disappear. <sup>TM</sup>

Why ANSO<sup>TM</sup> nylon? Because ANSO does strange things with light . . . turns it around, reflects the color and texture of the carpet but not the common dirt a carpet has to live with. ANSO is specially engineered to resist ugly soiling and extreme wear, that's why it's so perfect for commercial carpeting. ANSO offers the same rich colors, high durability, and low maintenance that have already made carpeting of A.C.E.<sup>®</sup> (Allied Chemical Engineered) nylon a recognized leader in commercial carpet fibers. ANSO costs more but it's worth it, because ANSO looks new . . . . . longer.





TenMain Center Office Building and Parking Facility, Kansas City, Mo. Monolithic reinforced concrete design/Robert P. Ingram, developer/Charles Luckman Associates, architects/Marshall & Brown, associate architects/Howard, Needles, Tammen & Bergendoff, engineers/Winn-Senter Construction Company, general contractor/506,354 sq ft of standard Ceco steelform services/2,900 tons of fabricated reinforcing bars by Ceco.

Use Ceco's Steelform

# experience

for your next monolithic concrete floor system

There's a practical way to design buildings that have two wanted attributes: visual variety and built-in rigidity. First, choose monolithic concrete construction, just now being rediscovered by architects for its versatility. Then design fluidly. As you sculpt and mold, call in Ceco to carry out your floor framing ideas with dependable Steelform Service.


Ceco offers cooperation by analyzing equipment requirements, furnishing cost data and coordinating form work on the project. All developed through more than fifty-six years of *specialized*

*experience* . . . kept current for your benefit.

Ceco's trained crews and knowledgeable supervision can make your building come alive promptly. Ceco steelform service is nationwide. It is backed by vast experience, making Ceco the No. 1 supplier of steelform floor framing. Construction is fast. Forming equipment, rebars and concrete are available nearby—no long waits. Construction is economical—often \$1.00/sq. ft. less than other types. The Ceco Corporation, general offices: 5601 West 26th Street, Chicago, Illinois 60650.



For more data, circle 72 on inquiry card





## Kawneer Entrances Rugged-but beautiful

Why is a Kawneer entrance on the 50 yard line in Notre Dame Stadium? What better way to indicate rugged strength? Remember, the doors you specify must perform or you have an unhappy client.

Kawneer doors are engineered and constructed for superior performance, so essential where traffic is heavy . . . for example, the new Notre Dame Athletic and Convocation Center, where thousands of athletes, students, faculty and fans pass through 176 Kawneer aluminum doors.

The door features Dual Moment corner construction, with four sigma-deep penetration welds plus mechanical fastening at each corner.

Beauty? Your own eyes tell you best what we would like to say. The styling, hardware options and abrasion-resistant non-fading Permanodic® hard color finishes are all good reasons why more Kawneer entrances grace more buildings than those of any other manufacturer.

For details, write Kawneer Product Information, 1105 N. Front Street, Niles, Michigan 49120.

Notre Dame Athletic and Convocation Center, South Bend, Indiana. 176 Kawneer doors in Permanodic Bronze No. 28 hard color finish. Architects: Ellerbe Architects, St. Paul, Minn. Contractor: Schumacker, South Bend, Ind.



**KAWNEER**  
ARCHITECTURAL PRODUCTS

**AMAX**  
ALUMINUM

*New Dimensions in Architectural Entrances*








Kawneer Company, Inc., a Subsidiary of American Metal Climax, Inc.  
Niles, Michigan • Richmond, California • Atlanta, Georgia  
Bloomsburg, Penn. • Kawneer Company Canada, Ltd., Toronto



Terrific for traffic! The rugged entrances are designed to deliver precision performance even when the treatment is bruising—as symbolized by model at left or in actual use as shown above.


No matter which of 10 Kawneer entrance styles you specify—be they swinging doors, sliding mall fronts, or sliding high rise apartment doors—you are assured of the highest quality construction and handsome styling.

© Kawneer Company, Inc., 1968

I want a walk-in with one full-length stainless steel door  and a steel plate, Ramp-In floor  and adjustable wire shelving  and an Automatic Defrost-Vaporizer  and two half-length glass service doors  and an Alarm System  and I want it yesterday. 

You want Nor-Lake. With a full range of components and options, the only thing we won't change is the quality.

  
**NOR-LAKE INC.**  
 Second and Elm, Hudson, Wisconsin 54016  
 Phone: 715-386-2323 Dept. 3160  
*Pride is contagious at Nor-Lake*



Over 270 models—all designed to NSF configurations.  
 Sweets File 23a/No.

And I want more information about Nor-Lake Walk-Ins.

Name: \_\_\_\_\_

Address: \_\_\_\_\_


City: \_\_\_\_\_ State: \_\_\_\_\_ Zip: \_\_\_\_\_

I need Refrigeration Equipment for \_\_\_\_\_

KP #21560 Ad #60 Pubs: Architectural Record, January 1969  
 Hospitality (Restaurant) February 1969

For more data, circle 74 on inquiry card

◆ For more data, circle 73 on inquiry card



**Should all your clients' security be your concern?**

You may be specifying a TELKEE key control system for some hospitals, schools and industrial complexes; but overlooking it on buildings where there are only a few locks.

A TELKEE system of key control is so simple, so relatively inexpensive, with so many advantages for your client, that it ought to be included whenever your hardware specifications call for 20 locks or more.

TELKEE means security, economy, convenience for *every* lock in every building . . . for restricted areas, storage of valuable supplies, confidential files, for any item with a lock. TELKEE guards against key loss and costly lock rekeying.

See Sweet's Architectural File or write today for your complete A.I.A. File: TELKEE Box 91, Glen Riddle, Pennsylvania 19037.


**Specify a**  
**TELKEE**  
**SYSTEM OF KEY CONTROL**

T-704

For more data, circle 90 on inquiry card

For more data, circle 75 on inquiry card ◆

# DESIGNER'S CHOICE...



FROM THE CONSOWELD

## DECOR



# 70

### GUIDE TO PRE-COORDINATED INTERIORS

The exciting versatility of our new Decor-70 laminate collection gives the designer rich opportunity to color key the modern interior in unusually effective new ways . . . from work surface to wall, cabinets and furniture, with a fashion flair that only the industry's most popular array of pretested colors, patterns and woodgrains can provide.

This is just one of many trend-setting room themes pre-coordinated for our fabricator, dealer and specifier friends in the dazzling new Decor-70 Interior Guide reference book we've just published. As conceived by a group of America's most influential decorator-designers, to sample our line, show it installed, theming it to contrast and match with other materials and selections.

Decor-70 gives you a completely authoritative new way to recommend and use laminates in any interior for almost any surface.

It is only one small part of the biggest group of operational and promotional services ever offered laminate customers. Call your nearest Consoweld distributor or write us.

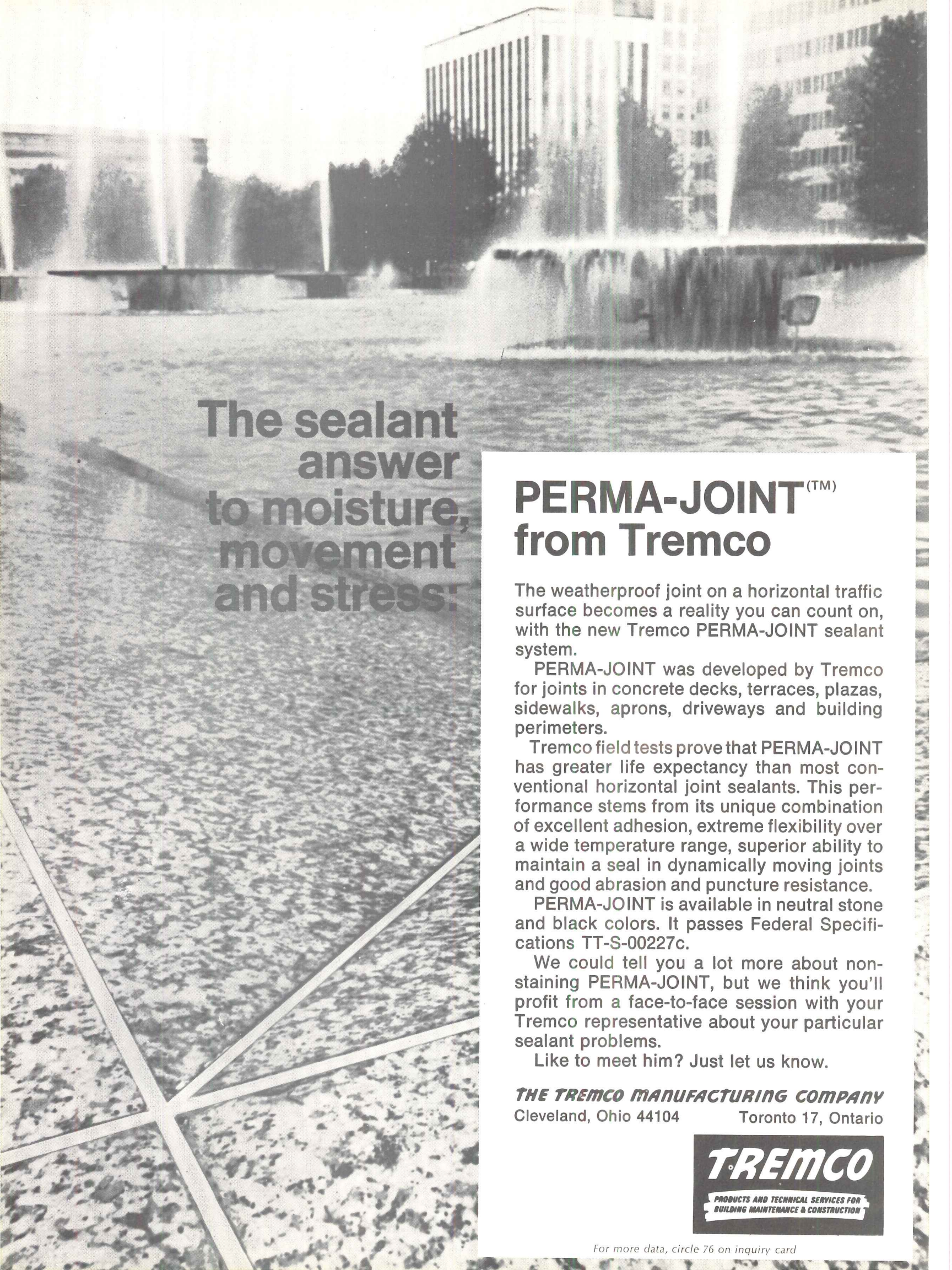
CONSOWELD CORPORATION

Subsidiary of Consolidated Papers, Inc.



WISCONSIN RAPIDS, WIS. 54494

See us in Sweet's 



**The sealant  
answer  
to moisture,  
movement  
and stress:**

## **PERMA-JOINT<sup>(TM)</sup> from Tremco**

The weatherproof joint on a horizontal traffic surface becomes a reality you can count on, with the new Tremco PERMA-JOINT sealant system.

PERMA-JOINT was developed by Tremco for joints in concrete decks, terraces, plazas, sidewalks, aprons, driveways and building perimeters.

Tremco field tests prove that PERMA-JOINT has greater life expectancy than most conventional horizontal joint sealants. This performance stems from its unique combination of excellent adhesion, extreme flexibility over a wide temperature range, superior ability to maintain a seal in dynamically moving joints and good abrasion and puncture resistance.

PERMA-JOINT is available in neutral stone and black colors. It passes Federal Specifications TT-S-00227c.

We could tell you a lot more about non-staining PERMA-JOINT, but we think you'll profit from a face-to-face session with your Tremco representative about your particular sealant problems.

Like to meet him? Just let us know.

**THE TREMCO MANUFACTURING COMPANY**  
Cleveland, Ohio 44104      Toronto 17, Ontario



For more data, circle 76 on inquiry card



# The fire stoppers

**Discover a wide variety of labeled doors.  
Discover Steelcraft.**




At Steelcraft, you'll find dozens of door designs for label situations. Our broad range of doors and frames come in Underwriters' Laboratories A, B, C, D, and E label classifications.

We even offer *Double-egress A-label* doors like the pair shown. Also, A-label transom frames and panels, labeled transom-sidelite frames, labeled drywall frames and temperature rise doors.

Like to know more about the "fire stoppers"? Get our **FACT FILE ON FIRE DOORS AND FRAMES**. For your copy, write Steelcraft, 9017 Blue Ash Road, Cincinnati, Ohio 45242 U.S.A.

 **Steelcraft**  
finest name in metal doors and frames

For more data, circle 78 on inquiry card



Ohio University Convocation Center, Athens, Ohio  
**Architect:** Brubaker & Brandt, **Engineer:** Fling & Eeman, Inc.  
**Steelwork:** Bristol Steel & Iron Works, Inc.  
**General Contractor:** Knowlton Construction Co.




Stargets Golf Game, Hanover, Massachusetts  
**Designer-Owner:** Family Leisure, Inc., **Engineering Consultant:** Simpson, Gumpertz & Heger, Inc., **Project Engineer:** John F. Notemeyer, **Steelwork:** Chestnut Welding & Iron, Inc., **General Contractor:** Taverna Brothers




Hampton Roads Coliseum, Hampton, Virginia, **Architect:** A. G. Odell, Jr. & Associates  
**Structural Engineer:** Severud, Perrone, Sturm, Conlin, Bandel, **Steelwork:** Bristol Steel & Iron Works, Inc., **General Contractor:** McDevitt & Street

Great Flight Cage, Washington, D. C.  
**Architect:** Daniel Johnson and Mendenhall, **Structural Engineer:** Donald J. Neubauer  
**Consulting Detailer:** Rick Engineering, **Fabricator:** Fabricator's Steel Corporation  
**General Contractor:** Edrow Engineering Co., Inc.

I-XL Furniture Co. Plant, Elizabeth City, North Carolina  
**Architect-Engineer:** Wiley & Wilson  
**General Contractor:** Basic Construction Co.





Brandywine Raceway Clubhouse, Wilmington, Delaware  
**Architect:** Lionel K. Levy, **Engineer:** Robert Rosenwasser  
**Fabricator:** Belmont Iron Works, **Erector:** McCormick Construction Co., Inc.  
**General Contractor:** Ernest DiSabatino & Sons



Museum of Automobiles Petit, Jean Mountain, Arkansas  
**Architect:** Ginocchio, Cromwell, Carter & Neyland  
**Structural Engineer:** Severud, Perrone, Sturm, Conlin, Bandel  
**General Contractor:** Dickens-Bond Construction Co.

# We work closely with architects and engineers on cable applications like these

Bethlehem has furnished the steel strand, wire rope, and end-fittings for many of the nation's cable roofs. It all began with Raleigh Arena, the country's first major cable-roof structure, built in 1953. Since then, we've been involved in a wide variety of cable roofs and related cable applications.

Some of the structures we've been associated with in recent years are shown on these pages. Each combines the bold approach of cable construction with a low-cost column-free interior.

Over the years, we've gained much experience in this field. And we've assembled a considerable amount of data. Because of this, we've been able to cooperate with designers in furnishing information on cables, end-fittings, and complete assemblies. We've also worked closely with them in detailing the cables and supplying them to precise specifications.

Our library of technical and design data on this subject is one of the most complete in the industry. If you'd like to receive any of these materials, just write to: *Room 1049A, Bethlehem Steel Corporation, Bethlehem, PA 18016.*




Steel for Strength

## BETHLEHEM STEEL



Madison Square Garden Center, New York City  
**Architect:** Charles Luckman Associates  
**Engineer:** Severud, Perrone, Sturm, Conlin, Bandel, **Steelwork:** Bethlehem Steel  
**General Contractor:** Turner Construction Co.—Del Webb Corporation, a joint venture

Travelers Insurance Pavilion (World's Fair—dismantled), Flushing, New York  
**Architect:** Kahn & Jacobs, **Designer:** Donald Desky Associates, Inc.  
**Structural Engineer:** Lev Zetlin & Associates, **Steelwork:** Bethlehem Steel  
**General Contractor:** George A. Fuller Corporation



Architect: Charles Luckman Assoc.

## Zinc gives a protective performance in this big top of steel

Rising over New York's Pennsylvania Station is the new Madison Square Garden Sports and Entertainment Center with a 404 foot diameter roof suspended on galvanized steel cables to allow over 20,000 spectators an unobstructed view of the action. It will be the first permanent suspension roof in New York City and one of the largest in the U.S. □ This giant steel web is made up of 48 separate cable assemblies produced by Bethlehem Steel Corporation. The cables are 3<sup>3</sup>/<sub>4</sub>" bridge strands approximately 195 feet long. Each strand contains 271 cold drawn, galvanized steel wires and has an ultimate strength of 1,644,000 lbs. □ A portion of each of these giant cables around the perimeter of the roof will be exposed to the weather and the extremely corrosive industrial atmosphere of New York. To meet this corrosive challenge, specifiers called for zinc-coated steel. □ And zinc protects steel's strength in other key places throughout the structure: galvanized steel clip angles that hold the pre-cast stone panels to the outside of the building, galvanized steel decking, galvanized steel beams that support the brine tank used in ice-making and many more. □ No other material provides the proven combination of strength, corrosion resistance, and economy found in galvanized steel.



**ST. JOE**

### ST. JOSEPH LEAD COMPANY


250 Park Avenue, New York, New York 10017

*St. Joe is a Major Supplier of Zinc to the Galvanizing Industry*

ZN-321

# hottest item on the roof

# coolest, too



**the Mammoth  
Adapt-Aire heats,  
cools, ventilates and  
provides make-up air  
with more capacity  
than any equipment  
in its class**




*When it comes to  
rooftop environmental air  
control, ask your  
Mammoth man.  
He's an expert!*

The Adapt-Aire's reputation as the hottest item on the roof stems from its complete flexibility in providing high-capacity, single-unit control of all the environmental air control functions . . . flexibility that means both economy and ease of specification in designing rooftop multi-zone air conditioning systems for industrial, commercial and institutional buildings.

Let's look at the facts: First, Adapt-Aire heats from 235,000 through 1,000,000 Btu, cools from 10 through 50 tons—in up to 12 zones, and with 100% fresh air available whenever the unit is running. Second, Adapt-Aire incorporates a full-capacity centrifugal exhaust and return air system. Third, Adapt-Aire features a low silhouette, and every unit is factory pre-tested and shipped ready for fast on-site installation. Fourth, Adapt-Aire utilizes all popular methods of heating—gas, oil, steam or hot water—and companion cooling—DX or chilled water.

There's a lot more evidence documenting Adapt-Aire's position as the hottest—and the coolest—item on the roof. Ask your Mammoth representative (there are 350 of them in 85 offices in the United States and Canada), or write Mammoth for your copy of Bulletin AMZ-67-S.




**MAMMOTH**

TOTAL ENVIRONMENTAL AIR CONTROL


**Industries, Inc.**

13120-B County Road 6 • Minneapolis, Minn. 55427

For more data, circle 79 on inquiry card



**WALCON**  
**ROL-LOK® WALL SYSTEM**



*CELANESE PLASTICS COMPANY PLANT: HILLIARD, OHIO  
ARCHITECTS: KELLAM & FOLEY; COLUMBUS, OHIO  
GENERAL CONTRACTOR: SHEAF CONSTRUCTION CO.; COLUMBUS, OHIO*

**for clean, colorful,  
uninterrupted  
surfaces**

**inside and out!**

*✓ **Facia effect accomplished by 2-color paint application on full length shop assembled panels***

Strong enough to span up to 20' 0" with *no* intermediate supports . . . unique in design to allow rapid, low-cost erection.

ROL-LOK® metal wall systems are designed with a patented tongue and groove interlocking joint—eliminating metal to metal contact providing permanent insulating properties. Featuring built-in design flexibility only ROL-LOK® offers:


- Choice of profiles
- Wide variety of single and multi-color combinations
- Various gages of aluminum and/or steel

*Send for our complete full-color catalog on ROL-LOK® wall systems—and other Walcon products. It's free.*

**WALCON CORPORATION**  
4375 SECOND STREET  
ECORSE (Detroit) MICHIGAN 48229

METAL WALL SYSTEMS • STEEL ROOF DECK • LOUVERS

For more data, circle 85 on inquiry card



If you only knew  
how often I think  
of you, Horace,  
Hutch & Sinkwell,  
A.I.A.

Never heard of Horace, Hutch & Sinkwell, A.I.A.? Well, maybe the girls in that new office building aren't so good at remembering architects' names. But like the gal above they do appreciate it when an architect goes to the trouble of specifying one of Bobrick's attractive and convenient stainless steel, built-in dual vending machines for dispensing both feminine napkins and tampons.

And since about half the gals now use tampons, there's more than beauty involved in their appreciation of Bobrick's recessed dual-vend machines.

So how about it? Send for our free catalogue or see Sweet's File No. 23<sup>a</sup><sub>Ki</sub> (or Bobrick, File 25<sup>e</sup><sub>Bo</sub>) for a description of vending machines available for dispensing Kotex® napkins and tampons.

True, your name may be forgotten but your good deed will live on in the hearts of all the girls.

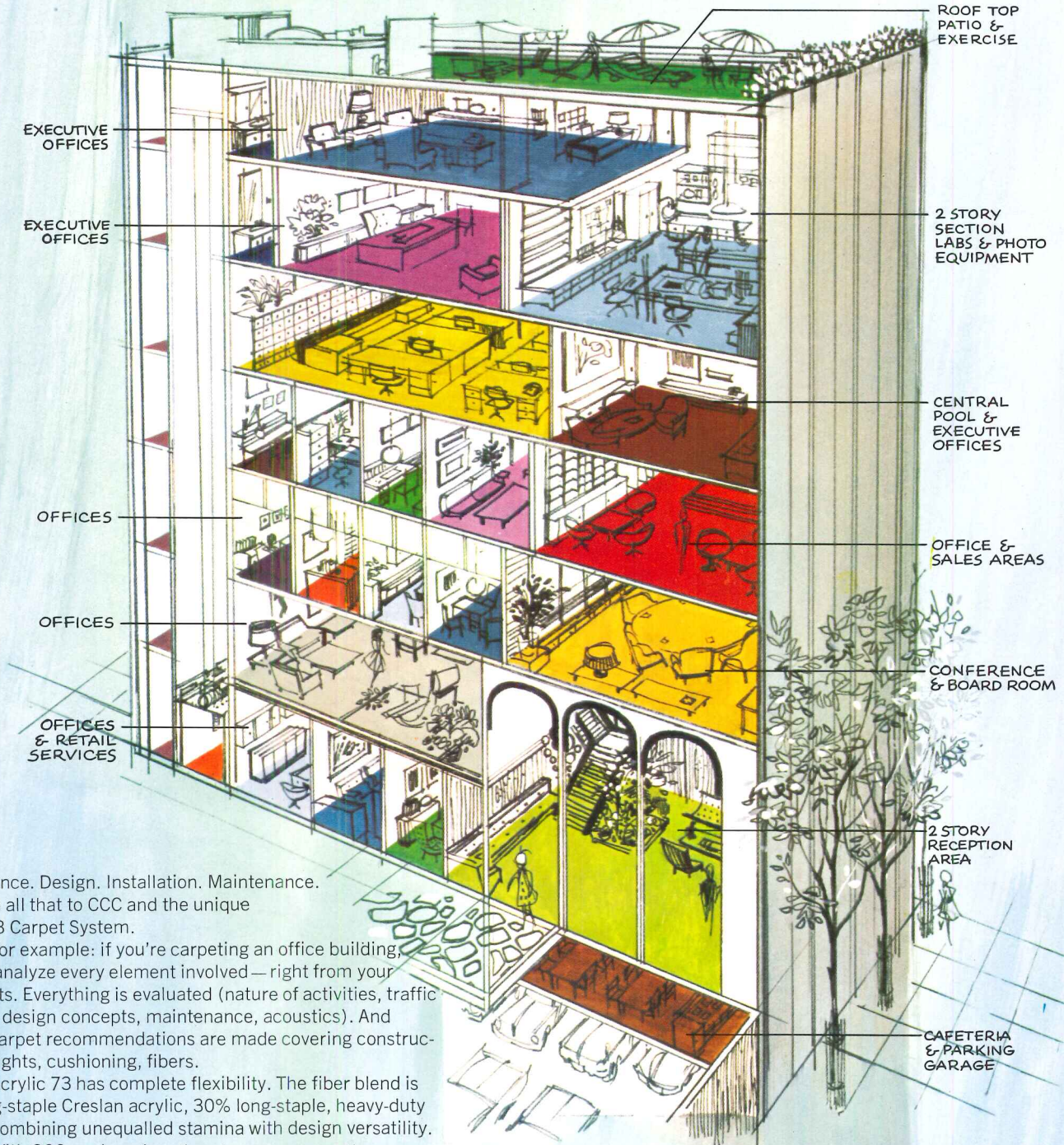


**Kimberly-Clark Corporation**  
Commercial Department Neenah, Wisconsin

For more data, circle 86 on inquiry card

# Carpet System from CCC with Acrylic 73

Engineered to cover every detail of your carpet project.  
The benefits are yours. The responsibility is CCC's.



Performance. Design. Installation. Maintenance.  
You leave all that to CCC and the unique  
Acrylic 73 Carpet System.

For example: if you're carpeting an office building,  
CCC will analyze every element involved—right from your  
blue-prints. Everything is evaluated (nature of activities, traffic  
patterns, design concepts, maintenance, acoustics). And  
precise carpet recommendations are made covering construc-  
tions, weights, cushioning, fibers.

Acrylic 73 has complete flexibility. The fiber blend is  
70% long-staple Creslan acrylic, 30% long-staple, heavy-duty  
nylon—combining unequalled stamina with design versatility.

With CCC engineering, there's no overcarpeting or  
undercarpeting—each area gets exactly what's needed. And  
the carpet is produced in appropriate widths—minimizing  
waste and installation costs.

CCC will arrange for certified installation, warrant it,  
and set up a complete carpet maintenance schedule.

CCC is the world's largest manufacturer of commercial  
and institutional carpet systems. That's why if you're after  
top-to-bottom carpet coverage, all you do is send in the coupon.  
CCC experts will do the rest.

Creslan is a product of American Cyanamid Company, New York



Commercial Carpet Corporation  
Dept. 112  
10 West 33rd Street  
New York, New York 10001

Attention: Mr. Walter Brooks  
Please send me a copy of the booklet, "Office Carpet Systems, with  
Acrylic 73".  Please have a CCC consultant contact me.


Name \_\_\_\_\_

Company \_\_\_\_\_

Address \_\_\_\_\_

City \_\_\_\_\_ State \_\_\_\_\_ Zip Code \_\_\_\_\_

*You'll wait for years and years  
before it sinks.*



## **Fesco Board®** The water-resistant roof insulation.



Water soak-up breaks down insulation efficiency.


That means bigger fuel bills in the winter. And bigger air-conditioning bills in the summer.

The remedy? Fesco Board. Water absorption and efficiency loss are practically nil. (Try it yourself with tap water and see how it floats.)

Fesco is fire-resistant. It is rated non-combustible by the National Building Code and has been tested and rated for flame spread of 25 by Underwriters' Laboratories, Inc.

And it withstands uplift forces equivalent to 120 mph winds (60 psf air pressure) under Factory Mutual Test Procedure No. 14695/4450.

Because bitumen soak-up is negligible and the board is dimensionally stable, no taping is necessary.

Write for full details. Johns-Manville, Box 111, New York,  New York 10016.

## **Johns-Manville**

For more data, circle 68 on inquiry card




# accentuate

the positive...when you  
design with light  
the mcPhilben



new non-geometric form. Available as a downlight or uplight. The addition of the 29 Line to mcPhilben's concept of lighting continuity gives you the most provocative luminaire in surface lighting. Unitized cast aluminum construction, unique to mcPhilben, and a triple ground anodized satin finish combine to give you a fixture that will last the life of your building. . . . So make your statement in bold accents. Design with light the mcPhilben way.



Way... Accentuate

the positive values of straight and curved surfaces with this exciting

29 Line luminaires are weather-proof. Available in a Mercury Vapor series, using an asymmetric prismatic lens with up to 175W lamps. The Incandescent or Quartz Halogen series, using a clear tempered glass, provides an additional range of wattages and light distributions.

Let us send you complete specification data on the 29 Line.

make your  
statement specific  
make it...

**mcPhilben**

mc PHILBEN LIGHTING  
EMERSON ELECTRIC CO., INC.

270 LONG ISLAND EXPRESSWAY/MELVILLE, NEW YORK 11746  
Canada: 2275 Midland Ave., Scarborough, Ontario



For more data, circle 107 on inquiry card

**A**  
AMERICAN  
CHAIR  
COMPANY  
SINCE 1887

Wide selection of contract seating with complementary tables. See your dealer or write for our distributor's name.


MANUFACTURERS OF CONTRACT FURNITURE, SHEBOYGAN, WISCONSIN  
PERMANENT DISPLAYS: Atlanta • Chicago • Dallas • Miami • New York • San Francisco • Sheboygan

For more data, circle 108 on inquiry card

◆ For more data, circle 91 on inquiry card

For Wood Paneling


Cabot's  
**STAIN  
WAX**



Home in Tacoma, Wash.; Architect: Liddle & Jones, Tacoma, Wash.; Cabot's Stain Wax throughout.

## Stains, Waxes, Seals in One Operation

The two interiors depicted here are the accomplishments of the same architectural team . . . one breathtakingly modern; the other warmly rustic. In both instances, Cabot's Stain Wax was specified for the interior finish. Suitable for all types of wood, Cabot's Stain Wax protects the wood, enhances the grain, combines the pleasing color of a stain finish with the soft luster of a wax.



Cabin on Mt. Rainier, Wash.; Architect: Liddle & Jones, Tacoma, Wash.; Cabot's Stain Wax throughout.

Bring out the best in wood with Cabot's Stain Wax. Easy to apply and economical; available in thirteen distinctive colors plus black and natural.



**SAMUEL CABOT INC.**

129 S. Terminal Trust Bldg.  
Boston, Mass. 02210

Please send color card on Cabot's Stain Wax.

\_\_\_\_\_

\_\_\_\_\_

\_\_\_\_\_

For more data, circle 92 on inquiry card

## PRECAST GOES WITH THE GREAT OUTDOORS... WHEN THE WHITENESS IS ATLAS WHITE.

*General Headquarters Corn Products Company, Englewood Cliffs, N. J.* This new headquarters building represents a bold use of precast. The setting is a wooded area, and the straight, powerful lines of the building offer a striking contrast to the rustic surroundings. The uniformly white precast panels are made with ATLAS White Cement and exposed arctic quartz aggregate. Uniform whiteness and uniform physical properties are important and ATLAS White Cement was used because it supplied both. Precast Contractor: Pre Cast Concrete Co., Inc., Fairfield, N. J. Designer, Engineer and Builder: Walter Kidde Constructors, Inc., New York, N. Y. Write Universal Atlas Cement Division of U. S. Steel, Room 5799, Chatham Center, Pittsburgh, Pa. 15230. ATLAS is a registered trademark.



**Atlas**  
WHITE CEMENT



## CAST-IN-PLACE GOES GREAT INDOORS... WHEN THE WHITENESS IS ATLAS WHITE.

*Rabb Graduate Center, Brandeis University, Waltham, Mass.* This cast-in-place building is the newest addition to the Brandeis University Graduate School complex. The exposed concrete, made with ATLAS White Cement and washed stone aggregate, was lightly bushhammered. Since the architects specified white cement for this building and the other four which surround it, the buildings had to be uniform in color. ATLAS White Cement was used because in the words of the general contractor, "It's the only way you can be sure of a uniform white color." Ready-Mix Supplier: Rosenfeld Concrete Co., Milford, Mass. Architect: Benjamin Thompson & Assoc., Cambridge, Mass. General Contractor: George B. H. Macomber Company, Boston, Mass. Write Universal Atlas Cement Division of U. S. Steel, Room 5799, Chatham Center, Pittsburgh, Pa. 15230. ATLAS is a registered trademark.



**Atlas**  
WHITE CEMENT


VARIATIONS ON A THEME:

**Spectra-Glaze**®

**SCORED  
glazed  
concrete  
UNITS**

Reduce scale  
with the  
economy of  
large  
8 x 16 block.

Ⓢ Cataloged in SWEET'S




® Reg. U.S. Pat. Off., Canada & other foreign countries by  
THE BURNS & RUSSELL CO., P.O. Box 6063, Baltimore, Md. 21231

For more data, circle 93 on inquiry card

*Announcing —*

**New Blu-Ray 1042  
table-top whiteprinter...  
offers dependable  
high speed production  
at a budget price!**



**Speeds to 22 feet/minute.**

Model 1042 is the big producer in our line of low-cost, compact whiteprinters. It challenges the output of big costly printers.

So check these 6 features — if they meet your production needs — you can save a lot of money:

1. Makes up to 400 "D" size prints per hour. Takes prints to 42" wide.
2. 4 ultra-fast fluorescent lamps — easy and inexpensive to replace.
3. Diazo materials cost only 1¢ per sq. ft.
4. Always ready to go — no waiting for warm-up.
5. Synchronized printer and developer.
6. Dependability backed by BLU-RAY's exclusive 1-year warranty.

The new 1042 has already proved its worth, which isn't surprising when you consider BLU-RAY has led in compact whiteprinter sales for 13 years!

Send for free brochure  
and a demonstration by  
one of our 600 dealers  
coast to coast.

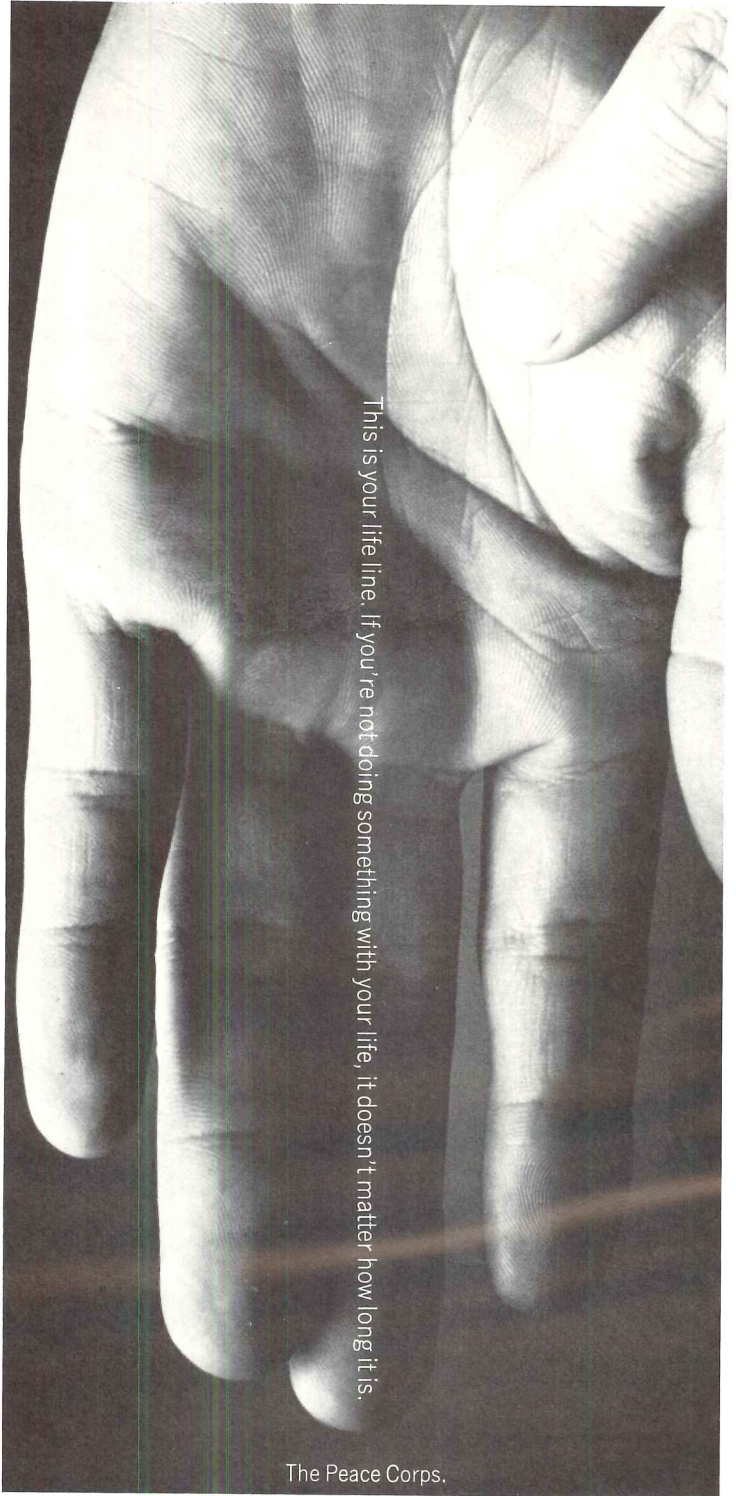
**BLU-RAY**

INCORPORATED

4021 Westbrook Road  
Essex, Conn. 06426  
Phone (203) 767-0141

For more data, circle 95 on inquiry card

PUBLISHED AS A PUBLIC SERVICE IN COOPERATION WITH THE  
ADVERTISING COUNCIL



This is your life line. If you're not doing something with your life, it doesn't matter how long it is.

The Peace Corps.

For more data, circle 94 on inquiry card



FIRST NATIONAL BANK, WESTMINSTER, COLO.\*



HARRISON-CHILHOWEE ACADEMY, SEYMOUR, TENN.



O'MEARA FORD CENTER, DENVER COLO.

When you get right down to installations, Patcraft has the answer for your wall-to-wall problems. Two special constructions... Torque and Royal Torque. Carpets so rich looking you can easily imagine them beneath a Thunderbird.

So tough even a run on a bank won't faze them. So smartly designed they lend themselves to a school library. Carpets of Creslan acrylic fiber stifle sound, come clean with daily vacuumings and retain their color-fresh look for years.

And Creslan is remarkably resilient. Bounces back into shape even after a car exerts thousands of pounds of pressure on it.

But no matter what your floor covering needs are, turn to Patcraft for carpets that cover a lot of ground.

**CYANAMID** **Creslan®**  
LUXURY ACRYLIC FIBER

Creslan is a product of  
American Cyanamid Company,  
New York.

**Can a carpet that's luxurious enough for an auto showroom withstand the traffic in a bank and still look right in a school library?**

Patcraft Mills, Inc., Commercial Carpet Division,  
295 Fifth Avenue, New York, N.Y. 10016

**Gentlemen:** Please send me specifications and samples of Torque and Royal Torque commercial carpeting.

Type of installation: \_\_\_\_\_


Approximate yardage: \_\_\_\_\_


NAME \_\_\_\_\_ TITLE \_\_\_\_\_

ADDRESS \_\_\_\_\_

CITY \_\_\_\_\_ STATE \_\_\_\_\_ ZIP \_\_\_\_\_

\*INTERIOR DESIGNERS-CLAUS HEPPNER ASSOCIATES, INC., DENVER, COLO.





## Look Up To Krueger clean ceilings

## Look Down On high maintenance costs


***Here's an example of how Krueger engineering keeps working to deliver lower overall maintenance costs along with the most efficient air diffusion.***

Left: Model 1100 series diffusers require simple damp cloth wipe off to keep dust and smudge free. Ceiling maintenance cost: None.  
Right: Conventional diffuser with smudging

caused by secondary air. Ceiling maintenance requires repaint of ceiling or replacement of panels surrounding diffuser. Ceiling maintenance cost: Approximately 50¢ per sq. ft.

***Actual demonstration of KRUEGER'S NEW CONCEPTS IN AIR DISTRIBUTION.***

See our seventy feet of functioning air system  
in operation at the  
**INTERNATIONAL HEATING & AIR CONDITIONING EXPOSITION**  
**BOOTH 301, CHICAGO, JAN. 27 - 30, 1969**



P.O. Box 5155 • Tucson, Arizona • (602) 622-7601

**KRUEGER MANUFACTURING CO., INC.**

TUCSON • DETROIT • TORONTO

*For more data, circle 109 on inquiry card*

A technical breakthrough!

## **Cationic dyeable polyester carpeting. Naturally, Fortrel is first with this big competitive edge.**

It's the most important new development in carpeting. Fortrel polyester cationic dyeing permits exciting new versatility in styling. Economically adds rich multi-tone color effects to polyester carpet. It's another big first for Fortrel. (Remember deep dye polyester carpeting—that was a Fortrel first, too.) It's profitable news for you—and big news for the home-fashion-conscious public!



For complete resource information regarding cationic dyeable carpets, write Celanese Home Fashions, Retail Service Dept., 522 Fifth Avenue, N.Y.C. 10036

**CELANESE FORTREL**  
The tested name in fibers

More profitable news from Fortrel

## **A polyester for contract carpeting. Fortrel is first with this big competitive edge! Who else?**

Is there a competitive edge because contract carpeting of Fortrel delivers outstanding durability and cleanability? Or maybe it's the low static field? Or could it be the good looks of Fortrel contract carpeting? Or maybe it's something else....



**CELANESE FORTREL**  
The tested name in fibers  
Fortrel® is a trademark of Fiber Industries, Inc. Celanese®



## SPECIFY

safety, durability... and beauty

# FLAMESHIELD®

CERAMIC-LIKE WALL COATING

- Incombustible glazed wall coating with the beauty of ceramic tile . . . at a fraction of its cost.
- U.L. rated. **Smoke developed: Zero.** Won't contribute smoke . . . the number one cause of death in fires.
- Meets Class "A" flame-spread requirements established by many code authorities.
- Tough, seamless surface resists abrasion, scuffing and staining . . . provides virtually maintenance-free service.
- Available in a wide range of decorative colors.


For information on FLAME SHIELD ceramic-like wall coating and FLAME SHIELD fire-retardant intumescent coatings, technical assistance and names of authorized distributors, write to our Architectural Division.



**M. A. BRUDER & SONS, Incorporated**  
52nd & Grays Avenue  
Philadelphia, Pa. 19143

For more data, circle 97 on inquiry card

Aston Vo.-Tch. School, Aston, Pa./H. A. Kuljian & Company, Engineers and Architects



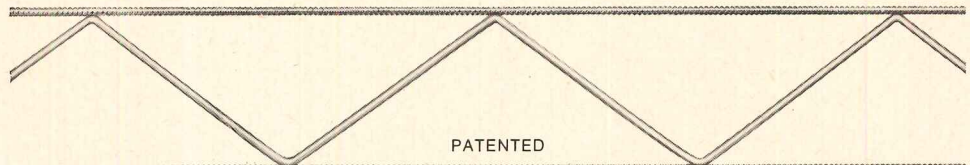
# Knurling, Smurling who needs it?

## You do, sir, it's one of ten good reasons to use Dur-O-wal<sup>®</sup> Truss masonry wall reinforcement.

You're looking at the most efficient masonry wall reinforcement ever devised, Dur-O-wal Truss Design.

1. Special knurling deformation in side rods means maximum bond with mortar—nearly double that of smooth side rods.
2. Dur-O-wal Truss is the original masonry wall reinforcement and is used in more masonry walls than any other brand.
3. Dur-O-wal Truss carries material approvals from three important building codes: BOCA, ICBO, SBCC and many state and local codes.
4. Dur-O-wal Truss is available in a wide selection of shapes, sizes and finishes. You can reinforce almost any masonry wall—single wythe, cavity or composite.
5. Dur-O-wal research is the most extensive in the business. We back up every claim for our product with independent research.
6. When you need Dur-O-wal Truss you can get it. Over eight thousand dealers stock and sell our product.
7. Dur-O-wal Truss is nationally distributed.
8. Dur-O-wal has trained factory representatives who can help you with reinforcing problems.
9. A constant supply of technical literature based on current research is available to you.
10. Dur-O-wal offers additional products exclusively for masonry construction, all backed by the same reputation for quality.

Questions on masonry wall reinforcing applications? Just write to Dur-O-wal, P.O. Box 368, Cedar Rapids, Iowa 52406.



# DUR-O-WAL<sup>®</sup>

THE ORIGINAL MASONRY WALL REINFORCEMENT WITH THE TRUSS DESIGN

**DUR-O-WAL MANUFACTURING PLANTS** • ALABAMA, P.O. Box 5446, Birmingham, Ala. 35207 • ARIZONA, 213 South Alma School Road, Mesa, Ariz. 85201 • COLORADO, 29th & Court St., Pueblo, Colo. 81001 • ILLINOIS, 625 Crane St., Aurora, Ill. 60505 • IOWA, P.O. Box 368, Cedar Rapids, Iowa 52406 • MARYLAND, 4500 E. Lombard St., Baltimore, Md. 21224 • MINNESOTA, 2653 37th Ave. S., Minneapolis, Minn. 55406 • NEW YORK, P.O. Box 628, Syracuse, N.Y. 13201 • OHIO, 1678 Norwood Ave., Toledo, Ohio 43607 • WASHINGTON, 3310 Wallingford Ave., Seattle, Wash. 98103 • Also manufactured in Canada.


For more data, circle 98 on inquiry card

THE MACOMBER V-LOK® MODULAR COMPONENT SYSTEM:

# Advanced partitions





AETNA STEEL PRODUCTS CORPORATION



THE E. F. HAUSERMAN COMPANY

DONN PRODUCTS, INC.



The Macomber V-LOK Modular Component System offers you true economy in a superior building—a building that will stay both superior and economical for years to come.

Superior quality comes from the use of top-quality components. Economy comes from substantial savings in time during planning and construction, quicker occupancy, easier maintenance, and lasting adaptability to the changing needs of the occupants.

The Macomber V-LOK steel frame is produced under a rigid system of quality control, supervised by inspectors from an independent testing laboratory. The other major building components — air handling equipment, lighting-ceiling system and interior partitions — are available from suppliers who have built their reputations on top-grade materials and workmanship.

The lasting economy of a VLMC building stems from the ease with which it can be expanded or remodeled to create entirely new space configurations whenever the need arises.

# add to VLMC quality, flexibility, economy

Finally, the VLMC building offers the opportunity for profitable resale after it has served its initial owner. It will be readily adaptable to the needs of a new owner.

## PARTITION SYSTEMS

Interior partitions are engineered to fit the basic 5-foot module of the VLMC system. Whether they are demountable, moving or folding, they are all relocatable within the building. For this reason, they are built to meet — but not penetrate — the ceiling grid. Walls are joined to the steel grid by means of specially-designed heads that allow full deflection under live and dead loads.

The three partition systems described below illustrate the variety of products available to the designer.

### THE E. F. HAUSERMAN COMPANY

Both Hauserman Operable Wall and Double Wall enlarge the advantages of the VLMC system in school construction. Hauserman Operable Wall provides instant flexibility in dividing space; while Hauserman Double Wall permits virtual "overnight" rearrangement of interior walls within the VLMC grid.

Both systems incorporate Hauserman's superior quality, easy maintenance and long-range economy. Either provides a magnetic floor-to-ceiling teaching aid, with a variety of available accessories.

Hauserman Operable Wall is engineered to be moved easily, even by a small child. Panels are steel, with either baked enamel or chalkboard finish in a choice of colors. Sound attenuation is comparable to a fixed wall up to seven times its weight and twice its thickness.

Hauserman Double Wall is a most economical demountable wall. It is easily installed and finished on the site; and creates a 3" thick rigid wall accommodating wiring and utilities.

### DONN PRODUCTS, INC.

Donn Products panels are supplied in four finishes: prime finish, baked enamel, factory-coated vinyls

(including wood grain) and fired-on porcelain enamel. A special feature for classrooms is an exclusive porcelain enamel chalkboard furnished as an integral part of the wall.

The standard wall panel is 30 inches wide, so that two panels fit exactly on the 5-foot VLMC module. The 60-inch door unit allows 6 different door locations within any 10-foot run. Door frames, base and ceiling mold are all of the same dimensions, eliminating the need to discard used doors and buy new ones when room arrangements are changed.

Standard thickness for Donn Products partitions is 3 inches. However, the company also makes a 5-inch partition with a one-piece stud for use in laboratories.

### AETNA STEEL PRODUCTS CORPORATION

The Aetnawall Type "T" is ideally suited for VLMC construction. It has the advantage of a single hair-line joint at the panel connections and the ability to provide panels of any width up to and including 5 feet. This produces larger areas for chalkboards and other marking surfaces with minimum interruptions from joint conditions.

Panels are three inches thick, fully insulated with fiber glass. Any panel unit may be readily removed without disturbing the adjacent panels. Panels are supplied with a factory baked enamel finish for lasting beauty and minimum maintenance.

Doors are also insulated with fiber glass and are sealed against light and sound leaks by integral, cushion-type gaskets around the jambs and head.

For more information on the Macomber V-LOK Modular Component System, contact your local Macomber Representative, or write to *Macomber Incorporated, Canton, Ohio 44701.*



## MACOMBER INCORPORATED

CANTON, OHIO 44701

SUBSIDIARY OF SHARON STEEL CORPORATION

Licensee in Canada: Anthes Steel Products Limited, Toronto 9, Ontario.

For more data, circle 99 on inquiry card

# When an Omaha hospital wanted economical comfort, they naturally chose Gas-powered Carrier air conditioning.

It was the natural choice for more than one reason. Of course, Archbishop Bergan Mercy Hospital wanted the most comfortable and restful atmosphere they could provide for patients in the 500-bed institution. But they also wanted economy.


With Gas-powered Carrier air conditioning, it was easy to get both.

A Carrier absorption central cooling plant of four machines provides the hospital with low owning and operating costs. And it does it quietly and dependably.

Gas absorption cooling is economical because the refrigeration unit gets its energy from the same source that delivers steam for heating, sterilizers, laundry and other hospital needs.

And you get quiet, durable operation because there are no major moving parts. That means fewer maintenance bills.

Shouldn't you find out how much you can save with Gas absorption cooling? It's easy. Just write: Carrier Air Conditioning Company, Syracuse, New York 13201. Or call your local Gas Company Sales Engineer.

 AMERICAN GAS ASSOCIATION, INC.

Architect/Consulting Engineers:  
Leo A. Daly Company.  
General Contractor:  
A. Borchman Sons.  
Mechanical Contractor:  
B. Grunwald, Inc.  
Omaha, Nebraska.

*For more data, circle 100 on inquiry card*



Carrier®

**For climate control, Gas is  
the natural energy source.**

# if you were sure that one publication delivered over 90% of your market potential, would it make sense to place all your advertising there?

It would... if you can't answer "Yes" to this question... "Am I doing the job I ought to be doing in the one publication that's strong enough to do the job alone?"

## THE PROBLEM YOU FACE

Typically the prime objective of advertising in the building market is to get architects and engineers to specify certain products into the buildings they design. One of the hurdles advertisers must overcome is that architects and engineers are among the busiest and most sought after groups of people in this country. Small in number they control through their specification practices, the selection of virtually every product that goes into our nation's buildings. As a result they are deluged with magazines of all shapes, sizes and quality. Direct mail, catalogs, folders, brochures and salesmen flood into their offices. They can't and don't pay attention to them all. Under these circumstances how can you hope to get their attention? It's simple. Do what they do and cut out waste and duplication. Go where they find value. Take the available dollars and do your advertising in Architectural Record. Our editors already have their full attention and this cuts your work in half. Make the rapport we've spent 76 years building with the profession work for you.

## WHAT ARE THE BENEFITS?

The major benefit of using just one magazine in a field rather than two or more is that it frees money to do some of the other things that are necessary to attract the attention of busy, involved people. Achieving a measure of impact in your advertising is a relatively simple thing to do. Let's take a look at some of the elements of impact advertising and see how putting the same dollars to work in a single publication will help you achieve that goal.

*Dominant space units*...it's a fact that, on the average, larger space units get better readership than smaller ones. The advantages of 12 pages or 12 spreads in one strong magazine over six halves or six pages in each of several magazines is readily apparent. In short you can look bigger, seem more important and increase readership scores at the same time.

*Maximum frequency*...every available piece of research indicates that advertising readership scores also increase with frequency of insertion. The advertiser who runs in every issue of a publication gets higher scores than those who do not.

*Strong copy and layout*...while the basic strength of your copy and layout depends on the talent of your specialists, it's possible to enhance these elements through the use of four-color. Architectural Record is now offering substantial color premium discounts, similar to the traditional frequency discounts.

Thus by buying only the Record you get a double barreled discount, your ads look better and you get the higher readership scores that come with color.

*Consistency*...the concept of consistency in impact advertising involves planning over a period of years not just months. Although the benefits seem obvious it is one of the hardest elements to sell to top management. In our experience the best way to achieve its acceptance is through the careful application of the other three elements — dominant space units, maximum frequency and strong copy and layout. Apply these three principles effectively and the advantages of consistency follow naturally and rewardingly.

## WHY RECORD?

That's where you'll find the active architects and engineers. Record subscribers handle over 90 per cent of the dollar volume of all architect-designed nonresidential and large residential building. This is a fact documented by a continuing state-by-state check of the activity of architectural



firms. We compile the number of projects, the types of projects and the dollar volume as reported by F. W. Dodge. Then we compare this construction activity to the Record's subscriber galley to determine our market coverage.

Thirty-eight such state-wide checks during a recent 12-month period reveal a coverage of the market that has great significance for advertisers. Here are some of the key findings...over 95 per cent of school dollar volume is in the hands of Record subscribers...over 90 per cent of the apartments...over 95 per cent of the hospital market. The significance to advertisers is that there is a single publication in the architectural field which alone is strong enough to carry their advertising message. Clearly one publication is enough if it's the Record.

#### START NOW

Study your current advertising program. Make sure your impact on architects and engineers is not being watered down by buying more publications than you really need. Think about the extra selling power these same dollars could buy you in Architectural Record in terms of greater reader involvement, more four-color, better frequency and larger space units. Clearly one architectural publication is enough if it's the Record.


## ARCHITECTURAL RECORD

330 WEST 42ND STREET  
NEW YORK, N.Y. 10036

A MCGRAW-HILL MARKET-DIRECTED

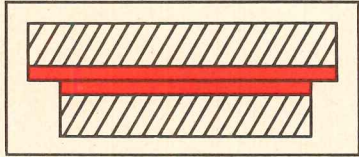


PUBLICATION

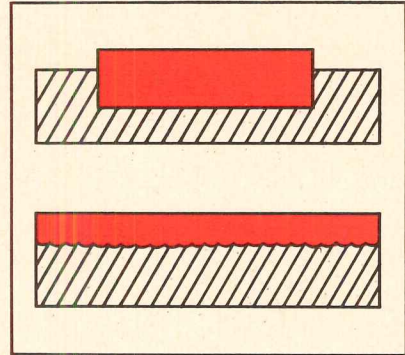


World Trade Center,  
New York, New York  
Architects: Minoru Yamasaki & Associates  
Engineers: Worthington, Skilling, Helle & Jackson  
Drawing by Davis Bité

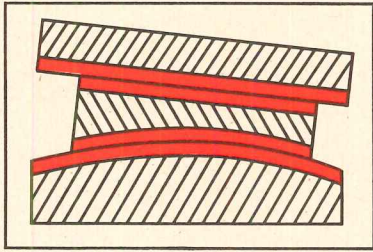
# Six ways to use the world's most slippery solid to solve your sliding and expansion bearing problems:



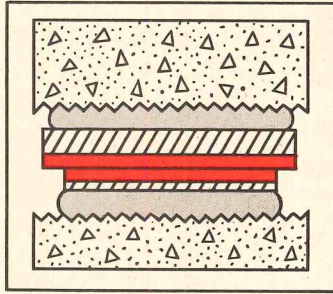
Simplest standard construction: sheet of TEFLON TFE resin bonded by adhesive to steel plates (see exploded view below).




Pad of TEFLON can also be attached by recessing or use of embossed metal plate.



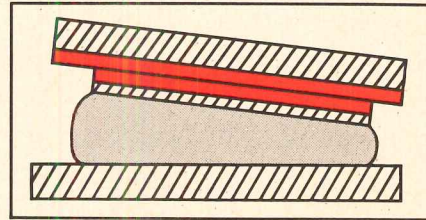
Curved bearing surfaced with TEFLON permits rotational movement, while standard flat bearing accommodates horizontal movement.



Sliding bearing uses two slabs of an elastomer to conform to rough concrete surfaces.



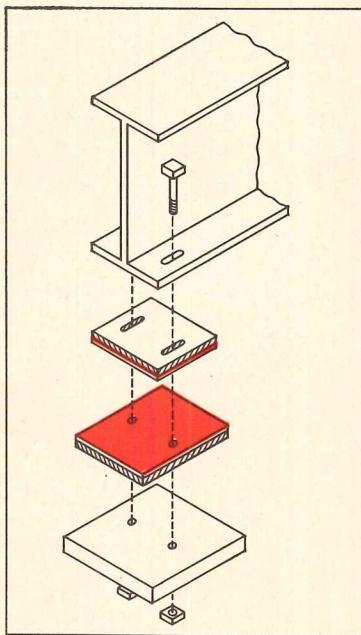
Sleeve-type bearing of TEFLON permits thermal expansion and contraction of steel cables.



An elastomeric pad bonded to smaller pad permits rotational movement.

Du Pont TEFLON\* fluorocarbon resins have the lowest coefficient of friction of any sheet materials—even lower than graphite or molybdenum sulfide. Sheets of TEFLON make ideal "lubricating materials" to surface a sliding or expansion bearing—because in addition to this lowest friction, they offer the necessary wear resistance, creep resistance and weather resistance. Most chemicals don't affect TEFLON, nor does a wide range of temperatures.

Economical bearing pads surfaced with TEFLON are used in a variety of architectural applications, including bridges and roads, and in tank supports and pipe slides. Shown above are some examples of the design versatility offered by these bearings. Filled compositions of TEFLON



may be used where exceptional resistance to creep and wear are required.

If you are faced with any design problem involving accommodation to thermal expansion or contraction, or to movement caused by wind and weather, get in touch with an experienced fabricator of bearing pads made with TEFLON. For complete information on bearing pads with TEFLON write: Du Pont Company, Room 7223, Wilmington, Delaware 19898.

\*Reg. U. S. Pat. Off. for Du Pont's fluorocarbon resins and film.

**DU PONT**  
REG. U. S. PAT. OFF.  
**TEFLON**<sup>®</sup>  
fluorocarbon resins

For more data, circle 20 on inquiry card

# to keep our speed skaters on ice in 60° weather...

## they chose Waukesha energy systems

This is the famous Olympic Skating Rink at State Fair Park in West Allis, Wisconsin. Last winter it drew the cream of the nation's speed skaters, for it is the only rink in the United States on which Olympic team candidates could train under authentic Olympic conditions.

Being the only rink of its kind during an Olympic year put even more stress than usual on the selection of dependable refrigeration equipment. It was the kind of climate that so often leads to the choice of Waukesha Engines. It did. A battery of Waukesha gas engines powers the huge

compressors day and night at surprisingly low fuel and maintenance costs, even in balmy 60° weather.

Let your Waukesha distributor explain why, when the choice is especially important, engineers choose Waukesha gas energy systems.



**Waukesha Motor Company**

WAUKESHA, WISCONSIN 53186

Carlstadt, N. J. 07072 • Tulsa, Okla. 74107 • Los Angeles, Calif. 90058 • Anchorage, Alaska 99502

VISIT US AT ASHRAE, BOOTH 1315, INTERNATIONAL AMPHITHEATRE, CHICAGO, JAN. 27-30.

691

Wisconsin's 400-meter Olympic Ice Skating Rink, State Fair Grounds, West Allis, Wisconsin.  
Designing Engineers: Holland & Kurtz, Inc. and Ahrendt Engineering Company, Chicago, Illinois



For more data, circle 106 on inquiry card

continued from page 180

**New!  
Just issued  
and just the  
catalog you  
need for...**

- Weatherstripping
- Soundproofing
- Lightproofing



**1969 edition shows 61 basic types & 210 different sizes —**

from **ACCURATE**  
**metal weatherstrip**

- Hinged door weather strip saddles including exclusive sectionals
- Door bottoms, automatic and manual
- Hinged door weather strip
- Sliding door weather strip
- Meeting rail weather strip
- Window weather strip, casement and double-hung

Excellence and economy—that's why America's leading architects have been specifying Accurate Metal weather strip for 68 years. This brand-new, 24-page catalog shows it all—with large-scale, blueprint installation drawings and complete specifications. All styles for all applications, including the most difficult. Advanced design, finest materials and manufacture. Fabricated from purest quality zinc, architectural bronze, aluminum, brass.




Write or Phone for  
Your Copy Today

**accurate metal weatherstrip co., inc.**

Our 68th year of precision manufacturing  
729 South Fulton Ave., Mount Vernon, N.Y. 10550  
(914) Mount Vernon 8-6042

For more data, circle 101 on inquiry card



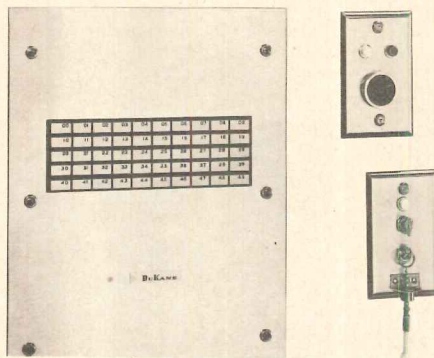
**HOSPITAL STAFF REGISTER** / The Memory Register is a six-channel system that records the "in," "out," and "message status" for staffs ranging from 100 to 1000 persons. As many as five persons can register at different locations throughout the building at the same time. ■ Edwards Company, Inc., Norwalk, Conn.

Circle 311 on inquiry card



**DORMITORY CALL SYSTEM** / Amplified voice communication from a central point to individual rooms is possible with push button dialing. ■ S.H. Couch Company, Inc., North Quincy, Mass.

Circle 312 on inquiry card



**CALL SYSTEM** / A solid-state, visual nurse call system, serving from 10 to 100 stations, operates on only 24 volts A.C. Conduits are unnecessary, and because it requires only three circulating conductor wires throughout the building, plus a single home-run line from each station back to the console, the manufacturer says that "it can be installed in new structures at minimum cost, and can replace most worn-out or obsolescent systems without any re-wiring." ■ DuKane Corporation, St. Charles, Ill.

Circle 313 on inquiry card

**Success  
is  
something  
you  
can't leave  
a  
son**




In today's complex and specialized world, success depends more and more on whether he gets a college education.

But he may not be able to get one unless the nation's colleges can answer some serious questions: How to cope with rapidly increasing student enrollments? How to keep the quality of education constantly improving with more modern laboratories, better libraries, new classrooms? How to attract able new faculty members?

Your support will help colleges answer these questions . . . help them make your son ready for his world.

Give to the college of your choice.



advertising contributed  
for the public good


# WHY

are  
air chambers  
like  
"Ice boxes"?




...because  
they  
are  
obsolete,  
inefficient  
and  
need  
constant  
attention...

MEETS A.S.S.E. STANDARD 1010  
AND P.D.I. STANDARD WH-201



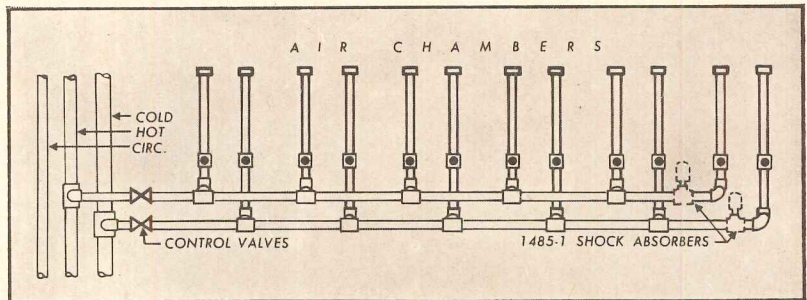
the **MODERN WAY** to eliminate  
water hammer is to install

## **JOSAM** **ABSORBOTRON**<sup>®</sup> *shock absorbers*



Prove it yourself . . . using an established test\*. You will find that a huge air chamber 57" high will fail to perform when it approaches 5,000 cycles, while a small 8" high Absorbotron Shock Absorber continues to perform indefinitely. The shock absorbers, moreover, may even cost less! The installation below indicates a typical placement of air chambers for hot and cold water branch lines serving 6 lavatories. The twelve air chambers, from 12" to 24" high, take up excessive space. Yet, two small shock absorbers can provide the same service. Moreover, the air in an air chamber is absorbed by the water . . . and the air chamber becomes ineffective unless constantly recharged. Why use obsolete products requiring costly maintenance when you can use Absorbotron Shock Absorbers and end the problem for all time?

\* Test: 50' of 1" pipe, water at 60 p.s.i., flow pressure at a velocity of 10' per second.



2 shock absorbers .....	\$35	12 air chambers @ \$2 .....	\$24
Installation @ \$2.50 .....	5	Installation @ \$2.50 .....	30
	<u>\$40</u>		<u>\$54</u>

(Costs are approximate, depending on area)



**JOSAM MANUFACTURING CO.**

Michigan City, Indiana

REPRESENTATIVES IN ALL PRINCIPAL CITIES

For more data, circle 102 on inquiry card

# ADVERTISING INDEX

Pre-filed catalogs of the manufacturers listed below are available in the 1969 Sweet's Catalog File as follows.

- A Architectural File (green)
- I Industrial Construction File (blue)
- L Light Construction File (yellow)
- D Interior Design File (black)

## A

- A Accurate Metal Weatherstrip Co., Inc. .... 212
- Aerofin Corp. .... 30
- A Allen Industries, Inc. .... 33
- A Allied Chemical Corp., Fibers Div. ..167-168
- A-I Aluminum Co. of America .....14-15
- American Chair Company ..... 193
- American Cyanamid Co., Fibers Division ..... 189
- American Gas Association ....38-39, 206-207
- A American Laundry Machinery Industries ..... 82
- A-I-L American Saint Gobain Corp. ....84-85
- Architectural Record .....208-209
- A-I-L-D Armstrong Cork Co. ....2nd Cover-1, 163
- A-I Armstrong Machine Works ..... 18
- "Automatic" Sprinkler Corp. ....64-65

## B

- A Bally Case & Cooler, Inc. .... 31
- Bethlehem Steel Corp. ....176-177
- Blu-Ray, Inc. ....196
- A-I Borden Metal Products Co. .... 37
- Bowser-Briggs Filtration Div., Bowser, Inc. .... 88
- Bruder & Sons, Inc., M.A. .... 201
- Burns & Russell Co. .... 196

## C

- A-L Cabot, Inc., Samuel ..... 193
- Canvas Awning Institute, Inc. .... 25
- A-I-L Carrier Air Conditioning Co. ....206-207
- A-I Ceco Corp. .... 169
- Celanese Fibers Marketing Company .....199-200
- A-I-L Certain-teed Products Corp. ....52-53
- Chicago Hardware Foundry Co. .... 181
- Commercial Carpet Corporation ..... 197
- A-I-L Consoweld Corp. ....172A
- A Crouse-Hinds Company .....92-93

## D

- A DAP INC. ....74-75
- A Dover Corp., Elevator Div. .... 2-3
- I-D DuPont de Nemours & Co., E. I. .... 210
- A-I-L Dur-O-Wal .....202-203

## E

- A-D Eastern Products Corp. ....3rd Cover
- Eaton Yale & Towne Inc., Norton Door Closer Div. .... 63
- Educators Manufacturing Company .... 27
- Electric Heating Association, Inc. ..173-174
- A-L Elkay Mfg. Company ..... 34

## F

- A Follansbee Steel Corp. .... 89
- A-L-D Formica Corp. .... 96

## G

- A Glaverbel ..... 7
- A-I GREFCO, Inc., Building Products Div. .... 68

## H

- Hardwick & Magee Co. .... 50
- A Haws Drinking Faucet Company ..... 94
- A-I Hillyard Chemical Co. .... 20
- Honeywell ..... 59

## J

- A Jamison Door Co. .... 216
- A-I-L-D Johns-Manville ..... 190
- A-I Josam Mfg. Co. .... 213
- Jute Carpet Backing Council, Inc. .... 62

## K

- A-I-L Kaiser Aluminum & Chemical Corp. .. 187
- A Kawneer Co. ....170-171
- Keene Corp. ....44-45
- A-I Kelley Co., Inc. .... 49
- I Kimberly-Clark Corp. .... 186
- A-I Kinnear Corp. .... 26
- A Krueger Manufacturing Company ..... 198
- K-S-H, Inc. ....46-47

## L

- A Landmark Lighting Div., American Electric Mfg. Corp. .... 76
- A LCN Closers, Inc. .... 22
- A-I Lead Industries Assn., Inc. .... 54
- A-L Lennox Industries, Inc. ....11 to 13
- A-I-L Libbey-Owens-Ford Glass Co. .... 95
- A-I Liskey Aluminum, Inc. .... 32
- A-D Ludlow Corp. .... 17
- A Ludowici-Celadon Co. .... 83
- A-D Lyon Metal Products, Inc. .... 21

## M

- A-I Macomber, Inc. ....204-205
- Mammoth Industries, Inc. .... 179
- A-L-D Marlite Div., Masonite Corp. .... 23
- A-I-L-D Masonite Corp. .... 81
- M-B Company ..... 86
- McGraw-Hill Book Co. .... 164
- A McPhilben Lighting Div., Emerson Electric Co., Inc. ....86, 193
- A-I 3M Company ..... 56
- A-I-L Mississippi Glass Co. ....155 to 158
- Mobay Chemical Company ..... 58

## N

- A New Castle Products, Inc. .... 165
- A Nor-Lake, Inc. .... 172
- Norris Industries .....32-4-32-5
- A Norton Door Closer Div., Eaton Yale & Towne Inc. .... 63

## P

- Pella Rolscreen Co. ....191-192
- Pilkington Brothers Limited ..... 16
- A-I-L Pittsburgh Corning Corp. .... 162
- A-L Powers Regulator Co. .... 80
- Pratt & Lambert, Inc. .... 180

## R

- Record Houses .....90-91
- A-I Republic Steel Corp. ....160-161
- A Rohm and Haas Company ..... 55
- RUSSWIN, Div. Emhart Corp. .... 57

## S

- St. Joseph Lead Co., Metals Division .. 178
- San Valle Tile Kilns ..... 32-1
- A Sargent & Company ..... 51
- Schemenauer Mfg. Co. .... 185
- A-I Sloan Valve Company .....4th Cover
- A-I Smith & Co., Inc., Elwin G. .... 87
- Square D Company ..... 184
- A Standard Conveyor Co. .... 24
- A Steelcraft Mfg. Co. .... 175
- Steel Joist Institute ..... 19
- A Sunroc Corporation ..... 85
- Sweet's Catalog Service ..... 215
- Sylvania Electric Products, Inc. ...66-67, 166
- A-I-L Symons Mfg. Co. .... 82

## T

- A TELKEE ..... 172
- A-I 3M Company ..... 56
- A Tremco Mfg. Co. ....172B
- Trinity White, General Portland Cement Co. .... 8

**U**

- A-I United States Steel Corp. ....72-73
- A United States Steel Corp. (subs.) ....194-195
- A Universal Atlas Cement .....194-195

**V**

- A-D Van Heugten U.S.A. Inc. ....28-29
- Vollrath Co. ....182-183
- A Von Duprin, Inc. ....188

**W**

- A-I Walcon Corporation ..... 186
- Waukesha Gas Energy Systems .....38-39
- Waukesha Motor Company ..... 211
- A-I-L-D Weyerhaeuser Company .....60-61

**Z**

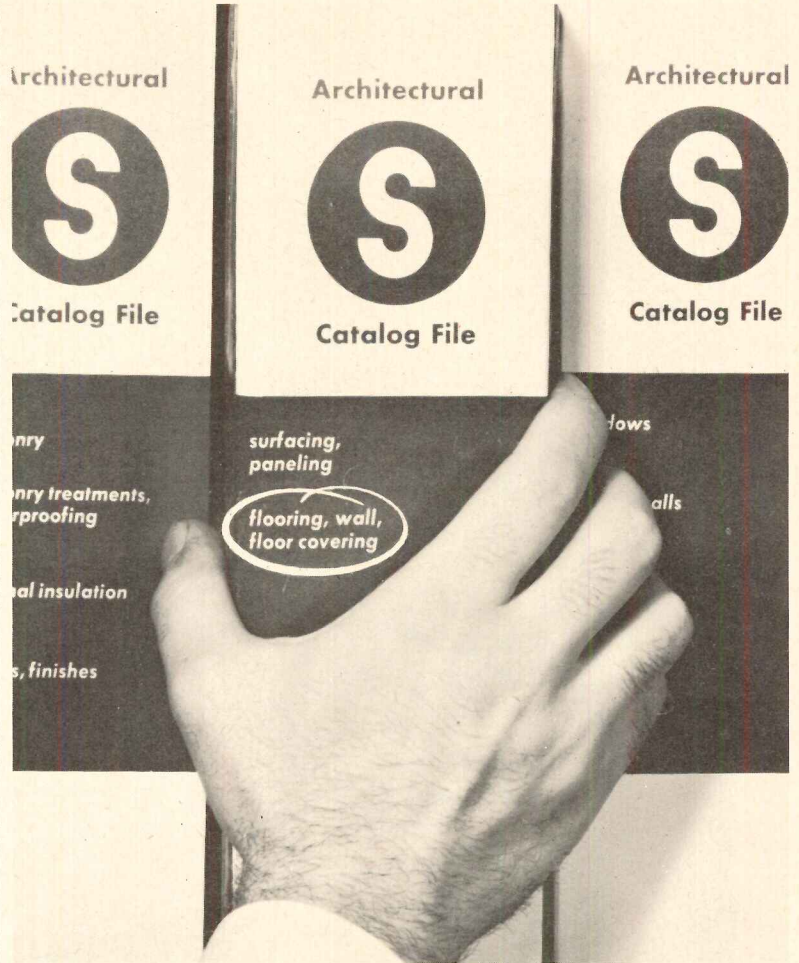
- A-I Zero Weather Stripping Co., Inc. .... 48

**ARCHITECTURAL RECORD**

McGraw-Hill, Inc., 330 West 42nd Street,  
New York, New York 10036  
Advertising Sales Mgr.: Louis F. Kutschler (212) 971-2838  
Production Mgr.: Joseph R. Wunk (212) 971-2793  
Promotion Mgr.: Sam H. Patterson, Jr. (212) 971-2858  
Research Mgr.: Elizabeth Hayman (212) 971-2814

**District Offices:**

- |                     |  |
|---------------------|--|
| Atlanta 30309       | Edward G. Graves<br>1375 Peachtree St., N.E., (404) 892-2868                     |
| Boston 02116        | Ted Roscoe<br>607 Boylston St., (617) 262-1160                                   |
| Chicago 60611       | Robert T. Franden<br>Edward R. Novak<br>645 N. Michigan Ave., (312) 664-5800     |
| Cleveland 44113     | David B. McCourt<br>55 Public Square, (216) 781-7000                             |
| Dallas 75201        | Wayne L. Loving<br>1800 Republic National Bank Tower, (214) 747-9721             |
| Denver 80202        | Richard W. Carpenter<br>1700 Broadway, (303) 255-5483                            |
| Detroit 48226       | Tom Brown<br>2600 Penobscot Bldg., (313) 962-1793                                |
| Los Angeles 90017   | Robert L. Clark<br>1125 W. Sixth St., (213) 482-5450                             |
| Minneapolis 55402   | Edward C. Weil<br>1104 Northstar Center, (612) 332-7425                          |
| New York 10036      | Donald T. Lock,<br>Ted Roscoe, John S. Renouard<br>500 Fifth Ave. (212) 971-3583 |
| Philadelphia 19103  | Robert G. Kliesch<br>6 Penn Center Plaza, (215) 568-6161                         |
| Pittsburgh 15222    | Bradley K. Jones<br>4 Gateway Center, (412) 391-1314                             |
| St. Louis 63105     | Richard Grater<br>7751 Carondelet Ave., (314) 725-7285                           |
| San Francisco 94111 | Wayne C. Carter<br>255 California St., (415) 362-4600                            |



**7,550,000 references a year to Section 11? Are you kidding?**

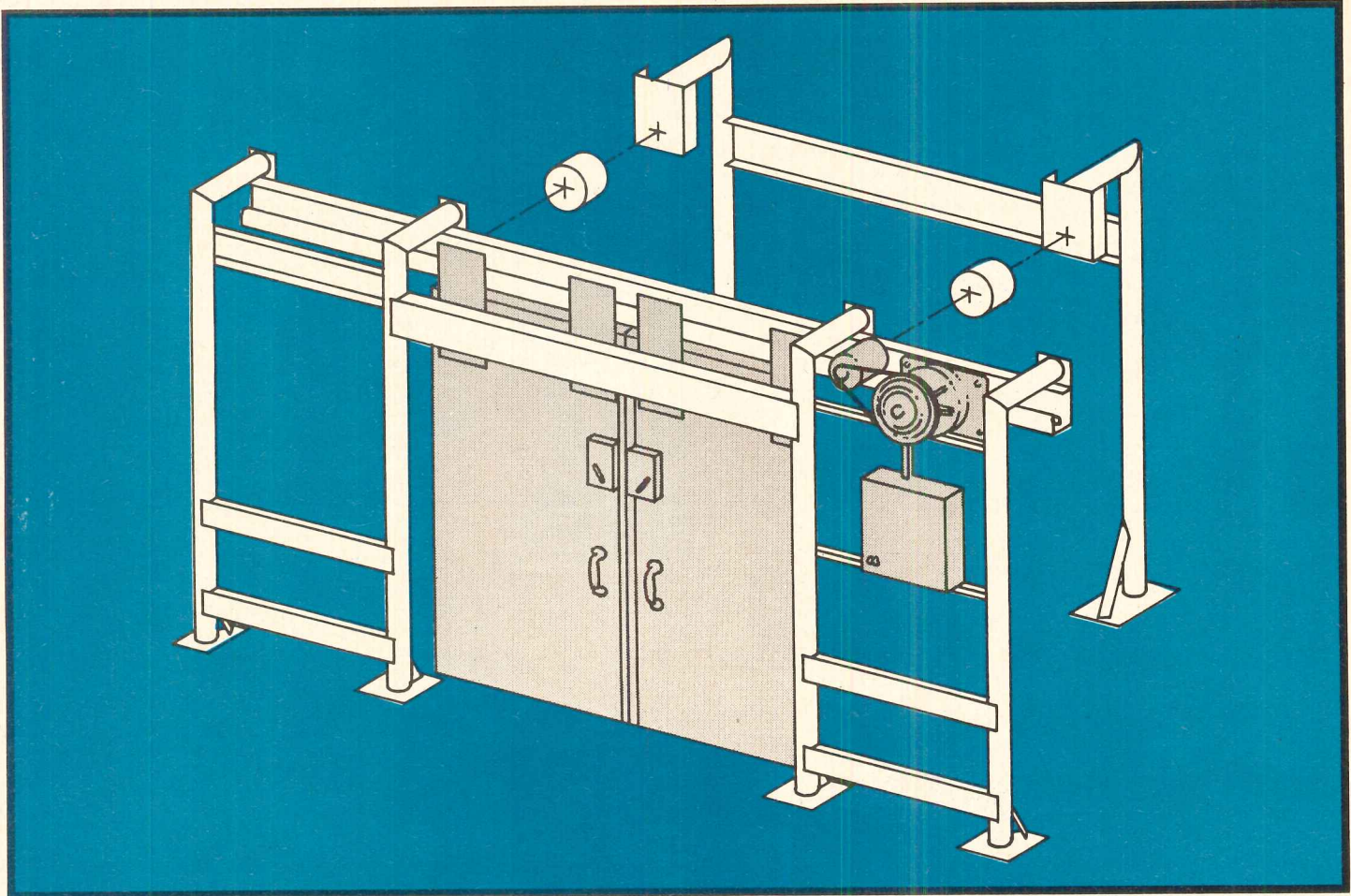
Not according to a personal, on-the-spot audit of architectural firms across the country. That's the number of times you used catalogs in the Flooring, Wall and Floor Covering section of Sweet's Architectural Catalog File last year. This year, 1,234 pages of information from 151 leading manufacturers give you every reason for a repeat performance. Or better.

Dimensions, installation details, specifications, applications, standards, colors and finishes — that's what you told us you look for in this section. And that's what we're telling manufacturers — so they can provide you with an even more useful section 11 next year. That goes for all the other sections, too.

**Sweet's Construction Catalog Services**  
McGraw-Hill Information Systems Company  
330 West 42nd St., New York, N. Y. 10036

# THE NEW JAMISON SS DOOR SYSTEM

...Self-Suspended Horizontal Sliding Doors



Jamison has scored another first with a brand new revolutionary development: The SS Door System offers an entirely new method of installing horizontal sliding cold storage and industrial doors. It eliminates forever the hazards of installing doors in walls that give inadequate support and are not built to withstand the combined stresses of door weight, rapid opening and closing, and abuse from hand and fork lift trucks.

**Eliminates Need For Bucks.** In addition, the SS Door System makes bucks and buck support unnecessary, thus saving costs and eliminating the common risk of incorrect buck installation.

**Unique, New Development.** The Jamison SS Door System provides a suspension system that takes the en-

tire weight of the door from the wall and transfers it to the floor! Moreover, the rigid support system offers ample protection to door panels, track, and operating mechanism. Installation is easier and faster. The complete door, along with the self-suspension system, is factory assembled and tested. Shipped in major components for easy field erection. This establishes a single source and responsibility for the total doorway requirements. This combination of door, protecting and supporting system reduces overall cost.

The door is the Jamison lightweight, power-operated bi-parting door, and can be furnished for cooler, freezer, or industrial use. Call your Jamison representative for details, or write for SS bulletin to Jamison Door Company, Hagerstown, Md. 21740.

□ COLD STORAGE DOORS BY  
**JAMISON**  
JAMISON DOOR COMPANY • HAGERSTOWN, MD.

For more data, circle 103 on inquiry card



U.S. Patent No. 3,239,035

**TAB LOCK 281**

**DOUBLE-WEB  
CONCEALED  
SUSPENSION SYSTEM**

## *Now, a concealed suspension system with lay-in tile convenience.*

Monolithic ceilings as convenient and functional as exposed grid ceilings are now possible with Eastern's new Tab-Lock 281 concealed suspension system. As in exposed systems, a structurally stable grid is erected before the tiles are put in place

The finished ceiling is accessible in every module without dismantling or damaging tiles. Any standard kerfed and rabbeted tile may be used. System is U.L. listed.\* Write for brochure. See also Sweets (1969) 14c/ea.




Subsidiary of ROPER CORP.

**EASTERN PRODUCTS CORP.** Architectural Metal Products Division

1601 Wicomico Street, Baltimore, Maryland 21230

\* Steel Framing Member Design 281 — 2 hrs. Tested with U.S. Gypsum Co. "Auratone" panels.

*For more data, circle 104 on inquiry card*



Tab-Lock 281 incorporates Eastern's patented manual Tab-Lock attachment, brings the advantages of interlocking tees to concealed grid systems.

