



BUILDING TYPES STUDY:

**RECORD HOUSES OF 1980**  
**PLUS APARTMENTS OF THE YEAR**

TWENTY EXCEPTIONAL HOUSES AND FOUR MULTI-FAMILY PROJECTS  
SELECTED FOR THE 1980 AWARDS OF EXCELLENCE FOR DESIGN

# ARCHITECTURAL RECORD

MID-MAY 1980



A MCGRAW-HILL PUBLICATION \$5.95 PER COPY





**THIS BEAUTIFUL FLOOR  
MAY BE ALL  
THAT STANDS BETWEEN  
YOU AND POTENTIAL  
CALLBACK PROBLEMS.**

But since this is an Armstrong Tredway® floor, it's not likely the problems that may be lurking beneath it will ever develop into a callback. That's because Tredway floors are specifically designed to mask the kind of subfloor problems that are often impossible to avoid.

**Tredway cuts callbacks**

Because Tredway is elastic and is attached only at the perimeter of the room, it stretches across the subfloor, bridging the small subfloor gaps and irregularities that other floors can't. Tredway also reduces the ugly ridging you get from seasonal movement. When the subfloor expands, Tredway expands with it. When the subfloor contracts, so does Tredway. By hiding subfloor problems like these so well, Tredway can all but eliminate expensive flooring callbacks.

And when a repair is necessary, it can be made quickly and easily. Just cut out the damaged area,



Conventional flooring can  
ridge or split.



Tredway bridges minor  
subfloor irregularities.

and replace it with an invisible patch that becomes a permanent part of the floor.

**Your customers will be as pleased as you are** Tredway will please your customers because it offers them a wide choice of exciting colors and designs. It will please you, because it can just about eliminate callbacks.

So call your Armstrong flooring contractor, and see how much you can save on Tredway.



Circle 1 on inquiry card





Cover: Loomis residence  
Stockbridge, Massachusetts  
Architect: Christopher H.L. Owen  
Photographer: Norman McGrath

## THE RECORD REPORTS

- 49 Preface**  
by Barclay F. Gordon

## ARCHITECTURAL BUSINESS

- 2 Photographers of Record Houses**  
**2 Entry procedure for Record Houses 1981**

## ARCHITECTURAL ENGINEERING

- 128 New products for the house**  
**133 New literature for house planning**  
**156 Index to advertising**  
**159 Record Houses Reader Service Inquiry card**

## BUILDING TYPE STUDY 545 RECORD HOUSES OF 1980

- 52 Loomis residence**, Stockbridge, Massachusetts  
Architect: Christopher H.L. Owen
- 56 Private residence**, New England coast  
Architects: Huygens & Tappé
- 58 Private residence**, outside Toronto  
Architect: C. Blakeway Millar
- 62 Private residence**, Rye, New York  
Architects: Gwathmey-Siegel
- 66 Marion residence**, Lisle, Illinois  
Architects: Stanley Tigerman & Associates
- 68 Private residence**, central Pennsylvania  
Architect: Hugh Newell Jacobsen
- 72 Private residence**, Mercer Island, Washington  
Architect: Robert Becker
- 74 Private residence**, Cape Cod, Massachusetts  
Architect: Grattan Gill
- 78 Private residence**, Evanston, Illinois  
Architect: Laurence Booth
- 80 Private residence**, Aspen, Colorado  
Architects: Copland, Hagman, Yaw
- 84 Zuckerman residence**, Woodbridge, Connecticut  
Architects: Roth and Moore
- 86 Private residence**, Lanikai, Hawaii  
Architects: The Zephyr Architectural Partnership
- 88 Private residence**, northern Connecticut  
Architect: Steven Foote of Perry, Dean, Stahl & Rogers
- 90 Percarpio residence**, southern Connecticut  
Architects: Moore, Grover, Harper
- 94 Private residence**, Carlisle, Massachusetts  
Architects: Charles R. Rolando & Associates
- 98 Private residence**, Washington, D.C.  
Architect: Arthur Cotton Moore Associates
- 102 Private residence**, Whidbey Island, Washington  
Architect: Arne Bystrom
- 106 Stafford residence**, New Orleans, Louisiana  
Architect: Errol Barron
- 110 Private residence**, Long Island, New York  
Architects: Mayers & Schiff
- 114 Private residence**: northern Florida  
Architect: William Morgan

## FEATURES: APARTMENTS OF THE YEAR

- 118 View West Condominiums**, Kirkland, Washington  
Architect: Robert Becker
- 120 Townhouses**, San Francisco, California  
Architects: Copeland-Miller-MacDonald
- 122 Rossmoor Apartments**, San Francisco, California  
Architects: Fisher-Friedman
- 124 Bedford Mews**, Westchester, New York  
Architects: Pomeroy-Lebduska Associates



© C. Wolfgang Hoyt

Of particular assistance to the Editor in the preparation of this issue were:

Barclay F. Gordon, editor-in-charge  
Grace Anderson, associate editor  
Eleni Constantine, associate editor  
Charles Gandee, assistant editor  
Janet Nairn, associate editor  
Annette K. Netburn, production editor  
Anne Ting, Cynthia Miele, assistants to the editors

Jan White, art direction  
Muriel Cuttrel, illustration  
Anna-Maria Egger, art production



## PHOTOGRAPHERS OF RECORD HOUSES OF 1980

### EDITOR

WALTER F. WAGNER, JR., AIA

### EXECUTIVE EDITOR

MILDRED F. SCHMERTZ, FAIA

### SENIOR EDITORS

HERBERT L. SMITH, JR., AIA, Administration

ROBERT E. FISCHER

### ASSOCIATE EDITORS

GRACE M. ANDERSON

ELENI M. CONSTANTINE

BARCLAY F. GORDON

CHARLES K. HOYT, AIA

WILLIAM MARLIN

JANET NAIRN

### ASSISTANT EDITOR

CHARLES K. GANDEE

### PRODUCTION EDITOR

ANNETTE K. NETBURN

### DESIGN

ALEX H. STILLANO, Director

ALBERTO BUCCHIANERI, Senior associate

ANNA-MARIA EGGER, Associate

MURIEL CUTTRELL, Illustration

J. DYCK FLEDDERUS, Illustration

JAN WHITE, Consultant

### EDITORIAL CONSULTANTS

EDWARD LARRABEE BARNES, FAIA

JONATHAN BARNETT, AIA, Urban design

GEORGE A. CHRISTIE, JR., Economics

ERNEST MICKEL, Hon. AIA, Washington

PAUL RUDOLPH, FAIA

Foreign architecture

L'Architecture d'Aujourd'hui, Paris

### McGraw-Hill WORLD NEWS

MICHAEL J. JOHNSON, Director

9 domestic and 10

international news bureaus:

Bonn, Brussels, Buenos Aires,

London, Milan, Moscow, Paris,

Singapore, Tokyo, Toronto.

### SALES MANAGER

MICHAEL J. MRVICA

### CIRCULATION DIRECTOR

RICHARD H. DI VECCHIO

### BUSINESS MANAGER

JOSEPH R. WUNK

### DIRECTOR OF MARKETING SERVICES

ELIZABETH HAYMAN

### PUBLISHER

ROBERT G. KLIESCH

Otto Baitz, P.O. Box Q, Cliffwood, New Jersey (62)  
Bob Braun, P.O. Box 7755, Orlando, Florida (114)  
Orlando Cabanban, 410 South Michigan, Chicago, Illinois (78)  
David Franzen, 1149 Bethel Street, Honolulu, Hawaii (86)  
Joshua Friewald, 3627 21st Street, San Francisco, California (120, 122)  
Dennis Hall, 233 Richmond Street, West, Toronto, Ontario, Canada (58)  
Max Hirschfeld, 1209 East Capital Street, Washington, D.C. (98)  
©Wolfgang Hoyt/ESTO, 222 Valley Place, Mamaroneck, N.Y. (124)  
Edward Jacoby, 108 Mt. Vernon Street, Boston, Massachusetts (88)  
Howard Kaplan, 2816 West Wilson Avenue, Chicago, Illinois (66)  
Alan Karchmer, 1804 Lincoln American Tower, Memphis, Tennessee (106)  
Robert Lautman, 4906 41st Street, Washington, D.C. (68)  
David Marlow, Box 4934, Aspen, Colorado (80)  
Norman McGrath, 164 W. 79th Street, New York City 10024 (52), (90), (110)  
Raymond Meuse, 5709 36th Avenue, N.E., Seattle, Washington (72), (118)  
Robert Perron, 104 East 40th Street, New York, New York (84)  
Edward Robinson III, 150 Red Brook Harbor, Cataumet, Massachusetts (74)  
©Steve Rosenthal, 59 Maple Street, Auburndale, Massachusetts (56), (94)

ENTRY PROCEDURE: Any architect registered in the United States is invited to submit materials for RECORD HOUSES OF 1981, and no forms or fees are required for submission. Materials sent to us should include all relevant plans and sections, a shortwritten description, and whatever photographs are sufficient to describe the project. All materials should be securely bound and submitted in an 8½ x 11-inch format. Do not send materials that must be returned before the date of publication. Deadline for submissions for RECORD HOUSES OF 1981 is October 31, 1980.

ARCHITECTURAL RECORD (Combined with AMERICAN ARCHITECT, ARCHITECTURE and WESTERN ARCHITECT AND ENGINEER) (USPS 132-650)

Mid-May 1980, Vol. 167, No. 6. Title® reg. in U.S. Patent Office, copyright© 1980 by McGraw-Hill, Inc. All rights reserved. Copyright not claimed on front cover and editorial four-color separations. Indexed in Reader's Guide to Periodical Literature, Art Index, Applied Science and Technology Index, Engineering Index, and The Architectural Index.

Quotations on reprints of articles available. Every possible effort will be made to return material submitted for possible publication (if accompanied by stamped, addressed envelope), but the editors and the corporation will not be responsible for loss or damage.

EXECUTIVE, EDITORIAL, CIRCULATION AND ADVERTISING OFFICES: 1221 Avenue of the Americas, New York, N.Y. 10020.

OFFICERS OF McGRAW-HILL PUBLICATIONS COMPANY: president: Paul F. McPherson; executive vice presidents: James E. Boddorf, Gene W. Simpson; group vice president: Thomas H. King; senior vice president-editorial: Ralph R. Schulz; vice presidents: Kemp Anderson, business systems development; Stephen C. Croft, manufacturing; Robert B. Doll, circulation; James E. Hackett, controller; William H. Hammond, communications; Eric B. Herr, planning and development; John W. Patten, sales; Edward E. Schirmer, international.

CORPORATION OFFICERS: Harold W. McGraw, president, chief executive officer and chairman of the board; Robert N. Landes, senior vice president and secretary; Ralph J. Webb, treasurer.

ASSOCIATED SERVICES/McGraw-Hill Information Systems Co.: Sweet's Catalog Files (General Building, Engineering, Industrial Construction and Renovation, Light Residential Construction, Interiors), Dodge Building

Cost Services, Dodge Reports and Bulletins, Dodge/SCAN Microfilm Systems, Dodge Management Control Service, Dodge Construction Statistics, Dodge regional construction newspapers (Chicago, Denver, Los Angeles, San Francisco).

SUBSCRIPTIONS: Subscriptions solicited only from architects and engineers. Position, firm connection, and type of firm must be indicated on subscription orders. Please allow 4-12 weeks for shipment. Subscription rates for U.S., U.S. Possessions: \$23.00 for architects, engineers and others in the field served; all others \$33.00. In Canada: \$25.00 for architects, engineers and others in the field served; all others \$35.00. In all other countries: \$49.00 for architects and engineers; all others \$55.00. Domestic and Canadian single copy price: \$5.50 except the mid-May issue which is \$5.95. Foreign single copy price: \$7.00. "Publisher reserves the right to accept/reject any subscription."

GUARANTEE: Publisher agrees to refund that part of subscription price applying to unfiled part of subscription if service is unsatisfactory.

CHANGE OF ADDRESS: Forward changes of address or service letters to Fulfillment Manager, Group A, ARCHITECTURAL RECORD, P.O. Box 430, Hightstown, NJ 08520. Provide both old and new address, including zip code; if possible attach issue address label.

PUBLICATION OFFICE: 1221 Avenue of the Americas, New York, New York, 10020. ARCHITECTURAL RECORD (USPS 132-650) published monthly except May, August and October when semi-monthly, by McGraw-Hill, Inc. Controlled circulation postage paid at Strasburg, Virginia.

POSTMASTER: PLEASE SEND FORM 3579 to Fulfillment Manager, ARCHITECTURAL RECORD, P.O. Box 430, Hightstown, NJ 08520.

THIS ISSUE is published in national and separate editions.





# Lambo



# Stendig

Basket: Pot Covers, Inc.

LAMBO modular lounge seating designed in 1971 by Luca Meda, with EILEEN GRAY smoking table. New York: 410 East 62 Street. Chicago: 950 Merchandise Mart. Los Angeles: 201 Pacific Design Center. Other showrooms in Atlanta, Denver, Detroit, San Francisco, Seattle. Representatives in major cities, write or call Stendig® Inc., 410 East 62 Street, New York 10021. (212) 838-6050. Stendig Inc. a subsidiary, B&B America, a division of **Stendig International, Inc.**

Circle 2 on inquiry card



# In a World of Ordinary Windows,

**Double Hung.** It's been around long enough to have earned the title "Old Undependable." If you want to heat or cool the great outdoors, double hung should be your first choice. What the Packard was to the car, double hung is to windows. A good idea whose time has passed.

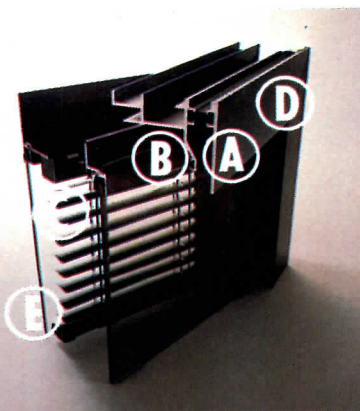
**Insulated Glass.** Sometimes the obvious answers aren't so obvious. Ask owners who've experienced seal fracture failures. They've found that insulated glass delivers improved shading coefficients when it clouds up. An unorthodox way to save energy. But tough on folks who want to look outside.

**Fixed.** The most popular commercial window system in the world today. The fixed window is simplicity in itself. Non-operable, no emergency ventilation and no chance for easy repair. If your father-in-law is a window washer, be sure to specify fixed windows.



**A.** The DISCO T-2001 reduces the initial heating and air conditioning requirements. Provides the ultimate in heat and cold transfer reduction. Reduces noise pollution by as much as 50% and dramatically lowers cleaning and maintenance costs.

**B.** The first side hinged, in-swinging aluminum casement window featuring a poured-in-place polyurethane thermal barrier. A full  $\frac{3}{8}$ " separation is provided between the interior and exterior surface of the frame members. U value .47.



**C.** Wedge-glazing system provides a high compression seal between glass and aluminum, preventing air and water infiltration.

**D.** Heli-arc welded corners provide greater in-place frame stability.

**E.** Fully enclosed narrow slat venetian blinds help provide shading coefficients as low as .10 when set at 45 degrees. Virtually maintenance free.



# Meet Disco...The Overachiever.


**Slider.** Try to wash this one from the inside. Better yet, try to keep it on track. Famous for easy air and water infiltration. They work best when accompanied by a repairman.



**Pivoting.** You don't have to be a fortune teller to predict the future of pivoting windows. Because they pivot across the weather stripping, they invite damage to the thermal seal. As they get older, pivoting windows let people inside know what's going on outside.



**The Overachiever.** The DISCO system. Operable, double or triple glazed. Inexpensive to clean and maintain. Side hinged, casement inswing is our favorite. The DISCO T-2001 has a U value of .47 and a shading coefficient as low as .10. No other window does more to save energy and reduce life cycle cost.



## No Other Window Does a Better Job Of Reducing Energy Waste and Life Cycle Cost.

Even good windows have a way of becoming mediocre when faced with the challenge of reducing energy and life cycle costs. What was right for the 1970's may not meet the needs and government regulations of the 1980's and beyond.

Enter the overachiever. DISCO. A customized window system which assures maximum thermal efficiency and minimum air and water infiltration in an operable design. Perfect for combating energy waste and maintenance expense.

Our double and triple glazed systems are as malleable as you are imaginative. Each can be customized to meet your exacting specifications.

DISCO's ready for an age when good is no longer good enough...with windows that reflect the solid ideas of forward looking design.

Test us. If we don't have answers to your challenges, chances are they don't exist.

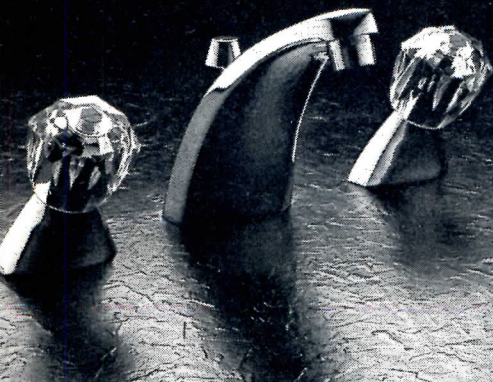


ALUMINUM PRODUCTS COMPANY, INC.

Write or call today for a free copy of "WINDOWS," a question of cost vs. worth. Should you want to meet with a DISCO architectural representative or require aid with drawings or specifications, contact Steve Berryman, DISCO Aluminum Products Company, P.O. Box 1019, Selma, Alabama 36701, (205) 875-9283.



EXQUISIT WIDESPREAD  
No. 20.860



# GROHE moves water . . .

efficiently, graciously,  
comfortably, reliably.

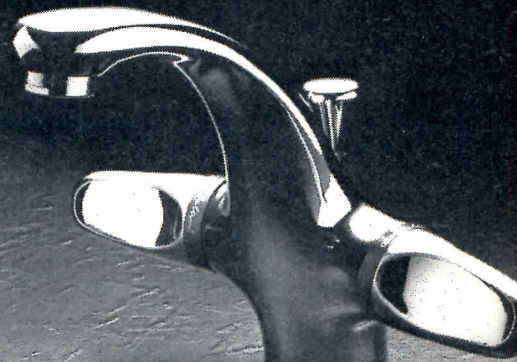
The world's largest faucet  
manufacturer, Grohe of  
West Germany has a  
43-year tradition of  
excellence, with distribution  
to 94 countries.

Grohe's distinctive  
European-style products are  
solid brass and available  
in polished chrome, 23-carat  
gold, antique, pewter or  
satin brass finishes.

See, feel and compare the  
craftsmanship and beauty of  
Grohe . . . engineered like no  
other faucet in the world.

Circle 4 on inquiry card

COLANI CENTERSET  
No. 21.203



GROHMIX TUB FILLER  
with Personal Shower  
No. 34.425  
Also Available for Deck Mounting



INTEGRATED GROHMIX SHOWER  
No. 34.475

**GROHE AMERICA, INC.**  
Subsidiary of ITT  
2677 Coyle Avenue  
Elk Grove Village, Illinois 60007  
(312) 640-6650



EXQUISIT CENTERSET  
with Escutcheon for 4" Mounting  
No. 21.180 TDL



ROMAN TUB FILLER  
with Personal Shower  
No. 13.472



CLASSIC KITCHEN DECK  
No. 31.736





The Offenburg stacking chair is suited for hotels, restaurants and highly trafficked areas where seating is exposed to severe abuse. This series includes modular benches, stadium seats, chairs, tables and lounges, all from synthetic coated steel.

OFFENBURG  
design: Heinz Wirth

ARCHITECTURAL COMPLEMENTS  
**Kroin**


Circle 5 on inquiry card

Post Office Box 168, Lincoln, Massachusetts 01773  
617 259 0129





# The DesignTex Contract Wool Game



Du Pont  
**TEFLON**  
soil & stain repeller



Whether you're creating an environment for a hotel on Park Avenue or an office on Sunset Boulevard, DesignTex can help make you be a winner every time. Because we offer fire retardant wools for every contract need: upholstery, wall covering, drapery.

Wool Aberdeen, Beta, Boucle, Byford, Cheviot, Convoy, Cubist, Diagonal, Diamond,

Dimension, Donegal, Flannel, Gamma, Granite, Heather, Houndstooth, Melton, Pincheck, Pin Stripe, Plush, Pyramid, Repp, Saxony, Sculpture, Strand, Strie, Stripe, Suede, Tabriz, Tobruk, Tunis, Twill and Whipcord.

33 textures and patterns with a variety of 368 colors to choose from—practically a monopoly of winning wools. Your move...

DESIGN TEX FABRICS INC.  
275 SEVENTH AVENUE  
NEW YORK, N.Y. 10001  
(212) 924-5880  
CHICAGO, BOSTON, ATLANTA,  
HOUSTON, MIAMI, KANSAS CITY

DESIGN TEX FABRICS WEST  
8797 BEVERLY BLVD.  
LOS ANGELES, CA. 90048  
(213) 659-9900  
SAN FRANCISCO, SEATTLE

Circle 6 on inquiry card





# Why is an ICF Kitchen a little bit better?



# ICF

**International Contract Furnishings Inc.**

145 E. 57th St., New York, N.Y. 10022  
Telephone: (212) 752-5870  
Telex: 236073/ Cable: Confurn NY

See the new ICF Kitchens at Neocon  
June 11-13, 1980 in Chicago at  
ICF, Inc., 945 Merchandise Mart

Circle 7 on inquiry card



**ICF Kitchen Cabinets**

**Model: Glacé**

**Designer: Luigi Massoni**



# Because Luigi Massoni pays attention to details.



Because, not only is the Glacé Kitchen made in several genuine wood veneers, it is also offered in polished high-gloss colors (a finish that requires 43 separate hand operations to achieve).  
 . . . for each size cabinet, there is a wide selection of interior components, to utilize optimum storage space efficiently.

Because there is no visible hardware to detract from a clean-line minimalist design.  
 . . . the structural panels are  $\frac{3}{4}$ " thick (unlike most others which are  $\frac{5}{8}$ " or less).  
 . . . the backpanels create an impenetrable barrier against mildew and humidity.

Because custom-size cabinets are offered to create wall-to-wall, floor-to-ceiling installation.  
 . . . spare parts are always available to make later changes or to move to a new house.  
 We hope you'll agree, an ICF Kitchen is not just a little bit better, an ICF Kitchen is the best!





**Knoll**

## **Diffrient Seating**

Introducing the Diffrient collection. Three compelling benefits make these chairs the next step in the evolution of more productive office seating.

More comfort: 30 years of medical and engineering research define contours so precise they actually engage your body, distribute its weight and properly support it, in any position, to fight fatigue.





More convenience: Niels Diffrient's rational scale of values embraces the discoveries of a career devoted to eliminating stress in aircraft and heavy-equipment seating, e.g., one touch of a convenient fingertip control instantly adjusts you and your chair up or down.


More affordable: Thanks to durable steel shells, efficiently and precisely die-stamped, they cost less to acquire. The patented one-piece upholstery system, which can be replaced in minutes, by anyone, without tools, will keep them cost efficient and productive for as long as you own them. Engineering innovation plus efficient mass production plus additional Knoll quality add up to marvels of seating value.

Obviously, evolution rewards patience. It also exacts a penalty: as of now, every chair in your office is obsolete. The remedy we propose is simple. Make your office more productive through a process of natural selection. It is as easy as taking the next step.

Knoll International  
The Knoll Building  
655 Madison Avenue  
N.Y., N.Y. 10021



Circle 75 On Inquiry Card





# WOVEN ARCHITECTURE



THE WINDOW.  
AN ARCHITECTURAL BRIDGE  
BETWEEN THE WORLD OUTSIDE  
AND THE ROOM INSIDE.  
KIRSCH WOVEN WOODS WEAVE  
NATURAL WOOD SLATS  
WITH TEXTURED YARNS TO GIVE THE  
WINDOW AN ADDED DIMENSION  
OF DEPTH AND BEAUTY.  
KIRSCH WOVEN WOODS.  
EASY TO CLEAN. EASY TO INSTALL.  
EASY ON ENERGY.  
FOR MORE INFORMATION, WRITE TO:  
KIRSCH CO., DEPT. S-580,  
STURGIS, MI 49091.

## Kirsch Woven Woods

Circle 9 on inquiry card



NAVY BLUE

CHINA RED

SAND

DARK GREEN

GREY

BURGUNDY

ESTNUT

ORANGE GOLD

PEARL

COCA

WHITE

tc.  
tc.  
tc.



**Introducing Resopal.<sup>®</sup>**  
**The solid color glossy laminate**  
**that has two things going for it.**  
**The gloss. And the quality.**

Chances are, you think all solid glossy laminates are pretty much alike. The truth is, they're not.

This is Resopal. The high pressure laminate that's glossier than the other glossies. In fact, no other solid color glossy laminate equals its brilliant finish.

All because the unique Resopal process gives you a high lustre enamel-like surface. No brushlines. And nary a hint of "orange peel."

Furthermore, Resopal fabricates easily. Requires little maintenance. (Merely wipe with a damp cloth.) And meets or exceeds all important N.E.M.A. requirements for high pressure



laminates. (It's also available with a Class 1 fire rating.) Resopal comes in 4' x 8' and 4' x 12' sheets. In standard and vertical grades.

Thirteen glossy colors to start (ivory not shown). In stock for immediate delivery.

So get in touch for samples. Or contact us about a distributor in your area.

Once you get all the facts, we're certain you'll take a shine to us.



**THE DILLER CORPORATION**  
 Another Diller Exclusive.

6126 Madison Ct. • Morton Grove, IL 60053 • (312) 966-4100


RESOPAL is a registered trademark of the sole manufacturer RESOPAL WERK H. Römmler GmbH, West Germany.



# MARKEL NUTONE DESIGNS HEATERS THAT LET YOU HEAT DESIGNS.



Series  
3420




Series  
3470



Series  
2300



Series  
4600



Series  
3480



Series  
4100

Matching the right heater to a building or room design doesn't have to be a complicated project. Sure, there are tough questions to be answered. Is the heater efficient? Does the type of air distribution meet your requirements? Is the heater dependable and built for punishment? Is it aesthetically designed?

Markel simplifies the selection process with an extremely broad and versatile line of built-in electric heaters. They can easily solve just about any architectural heating assignment you can think of — that's why Markel Built-Ins have been the architect's choice year after year for over half a century.

#### MARK IV FAN-FORCED ELECTRIC HEATERS

They're rugged, vandal resistant, attractive. And, they get it done in tough-to-heat spaces like entranceways, lobbies, corridors, restrooms and more. High capacities plus an array of voltage/phase and control options give "application flexibility" real meaning.

#### NATURAL CONVECTION ELECTRIC HEATERS

Whether its primary or supplemental heat for one room or an entire building, Markel offers plenty of answers — all heavy-duty, quiet running and virtually maintenance free. Series 2300 baseboard features a patented all steel element in a tough case with many accessories. Series 4100 commercial convectors are produced in five configurations including a recessed wall model. Series 4600 architectural convectors make continuous runs, custom fitting and heater placement almost effortless.

If you would like to know more about heating your designs without problems, call (716) 875-7660 or write:

## Markel

NuTone Division **Scovill**



Dept. AR, P.O. Box 1580  
Cincinnati, Ohio 45201  
Form MB-1023

Circle 11 on inquiry card





# Introducing . . . New RÖBEN 12" x 12" frost proof tile in five exciting colors.



1. RED
2. BROWN RANGE
3. RED-BROWN FLASHED
4. SAHARA FLASHED
5. COPPER

INDOORS, OUTDOORS, FLOORS, WALLS. . . RÖBEN'S exceptionally durable 12" x 12" tile provides superior wearability combined with dramatically beautiful bold earthy colors. RÖBEN'S vitreous ceramic tile is frost proof and available in two finishes - unglazed Serie Friesland in Red, Red Flashed, Brown Blend, and Sahara Flashed, as well as dazzling glazed Copper tile.

RÖBEN Serie Friesland offers economical maintenance; the non-absorbent body resists most acids, oils, chemicals, and other abuses and cleans quickly without heavy scouring or waxing. Serie Friesland is ideal for extremely heavy duty traffic in all commercial installations. For the home, Serie Friesland makes the most striking appearance on floors and walls for any room as well as the outdoor patio, or around the pool.

RÖBEN Copper tile, due to its glazed real copper finish, is best suited for light commercial application and normal residential use. It is recommended for walls in hotel lobbies, restaurants, night clubs, or floors for offices, washrooms and other low traffic areas. For home interiors, glazed copper is an outstanding choice for floors and walls offering a rich and elegant look to any room.


For more information and free color brochure on RÖBEN tile, write to Hastings Tile, 410 Lakeville Road, Lake Success, N.Y. 11042.

**RÖBEN**

See RÖBEN color brochure in SWEETS Architectural and Interior Design files under 9.18/HAS

©1980 RÖBEN Klinkerwerke of W. Germany





# BASIC BUILD

We're not surprised that people in the building business think of Georgia-Pacific for the basics. Lumber. Plywood. Gypsum board. Because we have all that.

But these days we offer you and your building team even more. Metal products. Roofing. Insulating sheathing.

We are also one of the largest distributors of prefinished wood veneer paneling. And we offer


just about every kind of siding including lumber, hardboard and plywood.

We even have new Teton™ Stain Base™, the first hardboard siding in the industry that stains like real wood right on the job.

There isn't another company today that can offer you as much choice when it comes to building products. Or as much convenience.

Nobody's closer or more able to get your job done better than G-P. We have 163 distribution centers supplying over 25,000 building materials retailers.





# ING BLOCKS.

But before you can take advantage of all we offer, you need to know *what* we offer. So take a minute and order the Georgia-Pacific catalogs that pertain to your business. That way, you'll have good basic information right in front of you.

From the best source in the business — Georgia-Pacific.

**Georgia-Pacific**

Circle 13 on inquiry card



Georgia-Pacific Corporation • Advertising Department  
900 S.W. Fifth Avenue • Portland, OR 97204

I'd like to have your basic information in front of me.

- |                                   |  |                                     |
|-----------------------------------|--|-------------------------------------|
| <input type="checkbox"/> Paneling | <input type="checkbox"/> Siding            | <input type="checkbox"/> Lumber     |
| <input type="checkbox"/> Plywood  | <input type="checkbox"/> Engineering Board | <input type="checkbox"/> Insulation |
| <input type="checkbox"/> Roofing  | <input type="checkbox"/> Metal Products    | <input type="checkbox"/> Gypsum     |

Name \_\_\_\_\_

Title \_\_\_\_\_

Company \_\_\_\_\_


Address \_\_\_\_\_

City \_\_\_\_\_ State \_\_\_\_\_ Zip \_\_\_\_\_



Another Energy Saving Breakthrough from Lennox.

## Introducing the Legend™ a revolutionary Lennox Two-Speed Heat Pump.



**Like 4 units in 1.**

**Delivers twice the cooling and heating flexibility  
of single speed heat pumps.**



*Take it from Dave Lennox...*

The secret to this heat pump efficiency is our exclusive Lennox 2-speed compressor, which, in effect, provides four operating modes:

Low Speed Heating. Low Speed Cooling. High Speed Heating. High Speed Cooling.

Normally, low speed compressor operation satisfies most temperature variations during the year. High speed operation occurs at temperature extremes during the heating and cooling seasons. Your customers can realize tremendous energy cost savings from

predominantly low speed operation.

The Legend features horizontal air discharge, eliminating snow and ice problems that cause malfunctions in the wide open, vertical discharge units built by our competitors.

The outdoor coil and compressor of the Lennox unit are contained within a single package, suited for rooftops or grade level installations. A comparable competitive model is a three package unit which takes more

room and requires more wiring.

This new Lennox heat pump can be sized to the heating load and cooling load requirements. This helps achieve greater seasonal efficiency.

The Legend was tested in the field for two years before being officially introduced. This deliberate and responsible development of the two-speed heat pump will pay off in greater reliability and customer satisfaction.

For full information on the Legend and other Lennox heat pumps from 2 to 20 tons, write Lennox Industries Inc., P.O. Box 400450, Dept. 057, Dallas, TX 75240.

# LENNOX

AIR CONDITIONING • HEATING

"Attaboy,  
Dave!"

Circle 14 on inquiry card

Circle 15 on inquiry card





**No other material  
makes as much sense  
in as many places  
as real ceramic tile.**

**American Olean is Ceramic Tile.**

Plate No. 1030

Products: Floor: Primitive® Hearth. Walls and Counters: Tuscany® Cloud.

The more places your customers use American Olean tile, the more they'll discover how carefree a kitchen can be. It cleans with the wipe of a sponge. It never needs waxing or polishing. And because it can't burn, blister or scorch, it's ideal for counter tops too. There are hundreds of appealing tile colors, textures and shapes. And there is plenty of selling support for you. Like full-color ads in the major consumer magazines as well as the largest promotional program in the tile industry. Get a free merchandising kit of this lovely kitchen. Write to American Olean Tile Company, 2642 Cannon Avenue, Lansdale, Pa. 19446.



A National Gypsum Company



# **NOW THEY'RE ALL THE FAMOUS MAGIC CHEF NAME, SO RESPECTED ON RANGES AND MICROWAVE OVENS, IS NOW ON THIS FULL-LINE OF GREAT LOOKING KITCHEN AND LAUNDRY APPLIANCES.**

---

Builders have been trusting the name Magic Chef on cooking appliances for a long time. And the great Magic Chef name that stands for quality engineering and dependability is now on the only full-line of gas and electric kitchen and laundry appliances offered to builders.

The new 1980 Magic Chef appliance line is beautiful. Each model is designed to catch the eye. And there's a model of each appliance for every home you build, to suit any customer.

Inside is an energy-saving story unique to our line. Our new 30" pilotless gas ranges, for example, use less gas in test comparison with last year's conventional pilot-type ranges. Magic Chef electric ranges have a significantly impressive energy-saving story, too—as do our new refrigerators.

All the new 1980 Magic Chef kitchen and laundry appliances have a great look. Worth adding to the look of the new residential units you build. Especially when you see how much they'll help sales and rentals.

For details, call your Magic Chef builder distributor or Magic Chef Builder Marketing Services Dept., (615) 472-3371. Or write Magic Chef, Inc., 740 King Edward Avenue, Cleveland, TN 37311, Attn: W. G. Hewitt.

Circle 16 on inquiry card



# NAMED MAGIC CHEF.



**MAGIC CHEF®**  
Takes the work out of homework.™



## CLASSICS

See the entire collection at our showrooms, or write on your letterhead for our new catalogue and supplement. Or design your own fixture. We'll do the contract work. We do it all. And we do it here in the U.S.A.


Circle 17 on inquiry card

940 Third Ave., New York 10022  
Pacific Design Center, 8687 Melrose Ave., Los Angeles, Calif. 90069  
10044 World Trade Center, Dallas, Texas 75258

Our new 1980 Catalog  
is available at  
**NEOCON**  
or your nearest  
Koch + Lowy  
Showroom

**KOCH+LOWY INC.**  
THE PAST, PRESENT, AND FUTURE  
OF MODERN LIGHTING

1245 Merchandise Mart, Chicago, Illinois 60654  
Galleria Design Center, 101 Kansas Street, San Francisco, Calif. 94103  
C423.2 Commerce Wing, Southern Furniture Center, High Point, N.C. 27261



### CRESCENT SERIES

At home anywhere.  
In polished brass or chrome.  
Reflector shade swivels 350°.  
Up to 150 watts.



# We put the finishing touches on Frank Lloyd Wright's masterpiece.



Despite the concerned and diligent efforts of the Western Pennsylvania Conservancy, decades of intense weathering and constant exposure to water had taken a heavy toll on Frank Lloyd Wright's famous "Fallingwater". A five-year-old coat of paint was blistered and peeling, and much of the concrete was pitted and spalled.


Because of its artistic and historic value, restoration architects Curry, Martin and Highberger took the absolute strongest corrective and protective measures possible. They specified that Thoro System Products be used throughout.

After sandblasting, contractors Mariani and Richards brought the surface back to its original form with Thorite, a non-slumping, quick-setting patching material (mixed with Acryl 60 for enhanced bonding and curing).

Then the entire home was covered with Thoroseal. Thoroseal is harder and more wear-resistant than concrete, 100% waterproof, and bonds so tenaciously that it

becomes an actual part of the wall. Permanently locking out moisture and dampness.

To match the original architects' color specification, a coat of Thorosheen masonry paint was applied over the Thoroseal.



An ounce of prevention and a pound of cure.

We're Thoro System Products, and when it comes to restoring or protecting an architect's designs in masonry and concrete, we've been doing it better and more often than anybody else for over 65 years.



For further information, write, detailing your specific needs.



Standard Dry Wall Products • Dept. AR 805  
Main Office: 7800 N.W. 38th Street, Miami, Florida 33166  
Western Office: 38403 Cherry Street, Newark, California 94560

\*Thoroseal, Acryl 60, Thorite and Thorosheen are registered Trademarks of Standard Dry Wall Products.  
©1979. Standard Dry Wall Products

Circle 18 on inquiry card





*Dress up a house with traditional Andersen beauty. Grilles optional.*

# House

What more beautiful way to dress up a house is there than with Andersen® Perma-Shield® angle-bay and bow windows? And what easier way is there to do it?

With Andersen windows much of the work is already done for you. The units are pre-assembled with head and seat platforms in place. So you can make short work of installation. Inside finishing with recommended Andersen parts is fast and easy, too.

Now isn't that beautiful?

So is the way Andersen builds strength into its narrow mullion design. It makes for a bigger, brighter, more beautiful view. And it makes the look of these windows match the trim lines of other Andersen windows and gliding doors.

And because these Perma-Shield windows have a low-maintenance rigid vinyl exterior\*, they'll keep their fashionable good looks year after year.





# Dressing

There simply isn't an easier, more beautiful way to bring an elegant touch to traditional and contemporary designs. Why not let your Andersen distributor or dealer help you dress up your housing plans with Perma-Shield angle-bay and bow windows. For additional details see Sweet's file 8.16/An., or write us. Andersen Corp., Box 12, Bayport, MN 55003.

The beautiful way to save fuel®  
**Andersen Windowalls®**  
ANDERSEN CORPORATION BAYPORT, MINNESOTA 55003



*Add a "bay view" with contemporary casement appeal.*

\*Low maintenance features vary by window style. Printing limitations prohibit exact duplication of Terratone color. See actual sample.

79172 Copyright © Andersen Corp., Bayport, MN 1979.

Circle 19 on inquiry card





## From the Kimball Museum to the kitchen, Naturalite is the Skylight source.

Skylights are playing an increasingly important role in today's energy conservation efforts. In summer, skylights reduce energy costs by lowering electric lighting heat gain, thus diminishing air-conditioning loads. In winter, skylights displace some of the need for electric lighting and admit free solar heat.

For **every** skylight application, Naturalite is your single source supplier.

Naturalite manufactures a complete line of premium quality standard skylights, as well as custom products of virtually any size and configuration. The award-winning Kimball Museum is one example of Naturalite's custom skylight capabilities.

To discuss how Naturalite skylights will play an important role in your project's energy efficiency, call collect or write: Mr. James J. Wozniak, V.P. — Arch. Design, Naturalite, Inc., P.O. Box 28636, Dallas, TX 75228, (214) 278-1354.

**NATURALITE®**, INC.

America's largest manufacturer of skylights.

Circle 20 on inquiry card





Attractive home on Cape Cod, Massachusetts; Architects Bedar & Alpers, Boston, Massachusetts; Wood siding and wood trim treated with Cabot products.

Wood and Cabot's Stains...made for each other

# Cabot's STAINS



Here is a wood at its wonderful best. The architect, in specifying a finish for this home, sought beauty and more...a finish that would stand up to summer sun and winter cold, that would require minimum maintenance while protecting the wood for a long, trouble-free life. His choice: Cabot's Stains.

Cabot's Stains, in 87 unique colors, enhance the wood grain, grow old gracefully, never crack, peel, or blister...are ideal for shingles, siding, clapboards, paneling, and decking. In terms of natural beauty, economy, and ease of application, Cabot's Stains

are best for all types of wood, exterior or interior, and all wood surfaces, smooth, striated, or rough-sawn.

Cabot's patented colloidal manufacturing process assures exacting standards of color, deep penetration, and wood preservation. In a world that is constantly shouting "new," Cabot's Stains are very proud to be "old, the original, and still the best."

For color cards and information, write:

**Samuel Cabot Inc.**

One Union St., Dept. 529, Boston, Massachusetts 02108

"Cabot's Stains, the Original Stains and Standard for the Nation since 1877"

Circle 21 on inquiry card

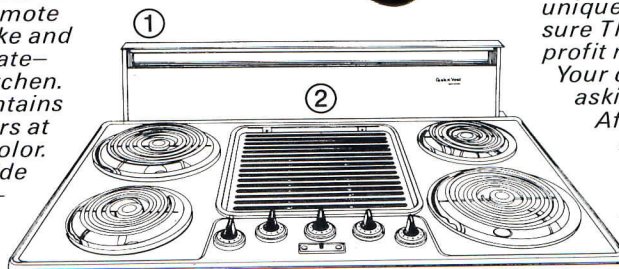


# Quick. Name the best hoodless cooking system. Wrong.



Now Thermador makes Cook 'N' Vent. And hoodless cooking is going to get a great new name. Here's why. **One.** Drawing power. In Cook 'N' Vent, the powerful remote Ventilator captures most smoke and odors in their concentrated state—before they spread into the kitchen. **Two.** The intake panel that contains the Ventilator raises and lowers at the push of a button. **Three.** Color. Only Cook 'N' Vent offers a wide variety of colors and finishes—five designer colors or gleaming stainless steel. **Plus, Storage.** Only Cook 'N' Vent allows almost total use of valuable cabinet space under cooktop, even drawer space. **Plus, Convenience.** A four-unit cooktop with a Griddle 'N' Grill right

For information, contact your distributor or write:  
Thermador, 5119 District Blvd.,  
Los Angeles, CA 90040 Dept. 41



on top. No bending, no fussing—it's ready to cook when you are. **Plus, Profit.** Only Thermador created Cook 'N' Vent. And whenever there's a unique concept in cooking, you can be sure Thermador will be there with profit margins the way you like them. Your customer will be there, too, asking to see Thermador. After all, it's the most important name in the kitchen.

## Cook'n'Vent™

by Thermador  
The most important name in the kitchen.



Circle 22 on inquiry card





## Design Concepts

A New Age in Laminate

A group of thirty-eight extraordinary expressions—unique, preemptive. Originated in decorative laminate exclusively by Formica Corporation with guidance from its Design Advisory Board.

Design Concepts. Solid colors. Highest gloss lacquer finishes. Surface textures creating basic shapes of the purest form.

To receive samples, refer to our listing in Sweet's Catalog, Section 6, or contact your nearest Formica Corporation Distributor.

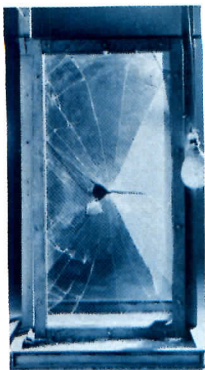
**FORMICA**<sup>®</sup>  
BRAND  
decorative laminate

FORMICA<sup>®</sup> is a registered trademark of Formica Corporation, Subsidiary of American Cyanamid Company, Wayne, N.J. 07470.



# Reduce Slope-Glazing Hazards with Laminated Glass

Specify LAMINATED Safety Glass in all of your slope-glazing projects! Avoid potential liability! IT'S SAFER! Glass-to-PVB adhesion prevents "fall-out" and creates a safeguard for occupants who are exposed to overhead glass . . . such as slopeglazing, skylights, and high-rise exterior glazing. Laminated safety glass is distortion-free! It gives you freedom of design and solar control, plus the benefits of easy on-the-job fabrication. Make it safer! Make it LAMINATED safety glass!



**WIRED GLASS.** This type of glass breaks similarly to traditional glass with the bag passing through the wire net—shards with jagged edges surround the hole but more pieces of glass stay in place around the point of penetration. Cut wire protrudes.



**TEMPERED GLASS.** This type of glass requires a higher impact energy to break. When it breaks, it shatters completely and the bag passes through it. Only a small number of glass pieces remain in the frame.



**LAMINATED GLASS.** Under impact, laminated safety glass is crazed but remains integral. There is no penetration of the bag. A typical cobweb pattern extends from the point of impact with the broken glass pieces adhering to the inter-layer.



## Send for FREE Booklet

Get All the facts about Laminated Glass—just send a postcard to:  
**LAMINATORS SAFETY GLASS ASSOCIATION**  
 3310 Harrison  
 Topeka, Kansas 66611


# LAMINATORS SAFETY GLASS ASSOCIATION

Making Glass that WORKS for You

Circle 24 on inquiry card



Photo by Steve W. Marley








BELGIAN LINEN  
WALLCOVERINGS



**BELGIAN LINEN ASSOCIATION, 280 Madison Avenue, New York, N.Y. 10016 (212) 685-0424**

Circle 25 on inquiry card







Because every aspect of this architect's home emphasizes energy conservation, the design won the Minnesota Energy Agency's competition for energy-efficient housing.


# Only a Pella package can take such an active role in a passive solar system.

The architect's main objective in designing his home was to create an efficient passive solar system in both function and form. The result is an award-winning structure that's a huge receptor of the sun's warmth — and looks like it.

Pella Clad Casements, with the exclusive Double Glass Insulation System, are ideal for this purpose when combined with fixed Pella units. The architect was impressed with the exceptional insulation value offered by the 13/16" air space as well as extremely low infiltration and superior wood construction. Availability of the exact size units necessary for the design was another

big advantage. Pella Cladding appealed to him because the design required both brown and white exteriors, and because he wanted to keep maintenance to a minimum. Ease of washing was another plus. Inside, the warmth of natural wood blends beautifully with the quarry tile floor and concrete block walls, materials chosen for their excellent heat retention.


All in all, thanks to features like the ones shown below, a Pella package offers more opportunities to create exciting energy-efficient buildings for a wide variety of climates, sites and functions.




Pella's optional Double Glass Insulation System, with nearly a full inch of air space between panes, actually outperforms welded insulating glass yet can cost less per window. Both wood and vinyl separate the two panes of glass and function as a thermal barrier to prevent conduction of heat and cold.



Pella's outside glass is easy to clean from inside. A unique casement hinging system moves the sash toward the center of the frame to provide plenty of elbow room. Flexible weatherstripping compresses tightly to control air infiltration up to 16 times better than industry standards.



Ideal for passive solar applications, Pella's optional Slimshade® fits in the dust-free space between the panes of the Pella Double Glass Insulation System to provide exceptional energy management. When completely closed, it can cut heat loss as much as 62% compared to single unshaded glass, or it can reduce solar heat gain up to 82%.



A removable panel of Solarcool® Bronze Glass is especially appropriate on sunny elevations and to reduce glare from water, sky or snow. It can also help cut cooling costs. Pella's Solarcool® panel offers a better U value than many other bronze or gray tinted options. And it's more flexible than fixed glazing because it can be removed during certain seasons and added at others.

Circle 26 on inquiry card

For more detailed information, use this coupon to send for your free copy of our 32-page, full color catalog on Pella Clad Windows & Sliding Glass Doors. Call Sweet's BUYLINE number or see us in Sweet's General Building File. Or look in the Yellow Pages under "windows", for the phone number of your Pella Distributor.

Architect:  
Michael Cox, A.I.A.  
The Wold Association  
St. Paul, Minnesota

Name \_\_\_\_\_  
Firm \_\_\_\_\_  
Address \_\_\_\_\_  
City \_\_\_\_\_ State \_\_\_\_\_ Zip \_\_\_\_\_  
Telephone \_\_\_\_\_



© Rolscreen Co. 1980

Mail to: Pella Windows & Doors, Dept. T30E0, 100 Main St., Pella, Iowa 50219.  
Also available throughout Canada. This coupon answered within 24 hours.

**Only Pella offers it all.**




# People who plan for tomorrow specify gas today.



You can count on a dependable supply of gas for the future. Because there's much more gas still underground than we've used so far—enough to last well into the next century. And new sources, like gas from coal, will add to the supply. Beyond that, new technologies are expected to provide efficient gas energy for generations.

Good reasons why more and more architects and engineers are specifying gas. And why most gas utilities are accepting new commercial customers.

Gas energy. It's the least expensive energy for space conditioning today, and it will continue to maintain this competitive advantage in the future. **AGA** American Gas Association 

## Gas: The future belongs to the efficient.

Circle 27 on inquiry card



# Steel framing saved more than \$150,000 in four-story retirement complex

Local code restrictions for wood frame construction would have limited Casa de los Amigos in Redondo Beach to only three stories, but four stories were needed to provide the desired 136 living units on the land available for this HUD approved senior citizens' project.

In seeking alternatives, a structure combining steel framing on the first floor with three stories of wood framing above was shown to have many problems. The accepted solution, a design prepared with the help of Inryco engineers, used Inryco/Milcor roll-formed steel stud and joist framing throughout. It solved construction problems and also reduced costs by \$155,470.

## You Get More Than Just Product When You Specify Inryco/Milcor Steel Studs and Joists:

1. Architectural and structural design assistance from our experienced staff.
2. Counsel for owner, designer and contractor based on our longtime involvement in steel frame construction — including an honest appraisal of its suitability for your project.
3. The combination of benefits inherent in our systems: design flexibility . . . construction speed through advance fabrication of framing assemblies . . . thermal energy efficiency . . . capacity to withstand heavy seismic and high wind loads . . . numerous one- and two-hour fire rated assemblies . . . insurance advantages of non-combustible components.

Let us help you increase construction efficiency and reduce costs on your projects. See the information on our steel framing systems in Sweet's: General Building File, section 5.3/In, and Light Construction File, section 5.3/Inr. (Or write for Catalogs 37-1 and 37-2.) Then give us a chance to discuss their application to your projects.

Milcor Division; INRYCO, Inc.; Dept. E-4033; P.O. Box 393; Milwaukee, WI 53201.

## Inryco/Milcor<sup>®</sup> Steel Framing Systems

**Casa de los Amigos**, Redondo Beach, California  
**Architect:** Arthur Hugh Kensler, A.I.A., Los Angeles, CA  
**General Contractor:** J. R. Slaughter Construction Co., Irvine, CA  
**Framing Contractor:** W. C. Froelich, Inc., Buena Park, CA



**Inryco**  
an Inland Steel company

A9-37-1

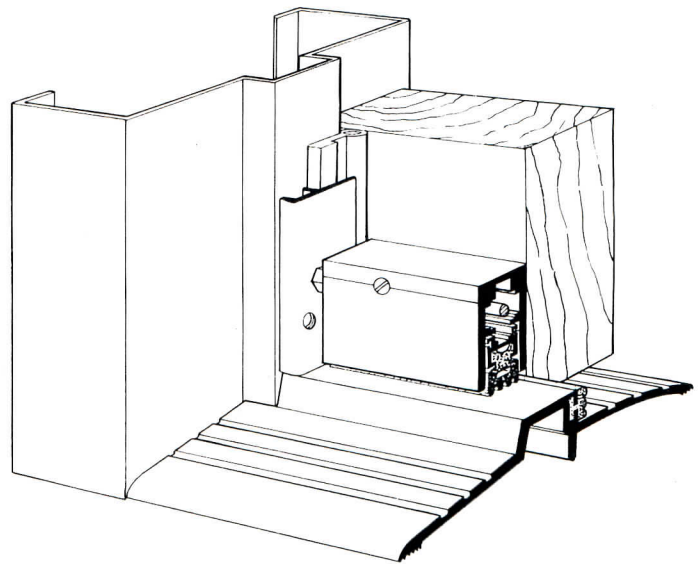
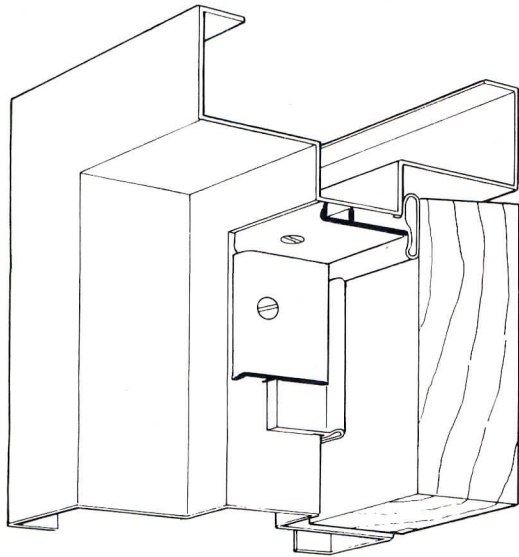
Circle 28 on inquiry card





# Save your energy!

...with Zero's new **AIR-STOP A Door System.**



In winter, cold outside air infiltrates buildings.

In summer, the reverse is true: cooled interior air leaks out, or "exfiltrates".


In both cases, there is serious energy loss.

Zero now offers a way to eliminate such problems. We do it with one of our Air-Stop Door Systems.

Each system consists of a different combination of Zero seals. These facts prove their effectiveness:

Federal specifications call for a standard CFM (Cubic Feet per Minute) air flow factor of 0.5.

Unsealed, a typical door tested by us showed air loss due to filtration of 11 CFM—22 times worse than the Federal standard!



We tested 10 different Zero Air-Stop Door Systems and 1 double-hung window Air-Stop System. In every case, we bettered the Federal Standard. Using our Air-Stop System 1, we came up with a rating of 0.03 CFM!

The tests were run too late for our 1980 Catalog. If you want the results, though, we'll be happy to send them to you along with that Catalog. Just drop us a line.

**Zero** AIR-STOP A

Zero Weather Stripping Co., Inc.  
415 Concord Ave., Bronx, N.Y. 10455. (212) 585-3230  
1924-1980... 56 years of opening the door to progress

Circle 29 on inquiry card



# Timberline



## New from the Raynor Forest... steel that looks like wood!

Timberline is Raynor's new sectional garage door that combines the beauty of wood with the strength, security and durability of steel. And because it's made of steel, Timberline won't rot, warp or shrink, ever. Plus, its deep-ribbed design takes on an attractive wood-plank appearance.

Timberline features a rich wood-grain, baked-on enamel finish offered in both one and two-car sizes. Insulation and other weather-protection materials are



**RAYNOR**  
GARAGE DOORS




also available for colder climates.

Next time you're selecting a garage door, be sure to ask for the Raynor Timberline. The one door that offers the best of two worlds.

For complete information on the new, beautiful steel Timberline sectional garage door, call your local factory-trained Raynor distributor/installer. You'll find him in the Yellow Pages under "Doors." Or write Raynor Manufacturing Company, Dixon, IL 61021.

Circle 30 on inquiry card





THE BOLD LOOK  
OF **KOHLER**

At the edge of your imagination, drudgery is transformed into delight. The exquisite Epicurean kitchen sink. Includes two basins, wooden drainboard, and hardwood cutting board. Available in a variety of unforgettable colors. Shown here in Sequoia, with Alterna faucet. For more information about Kohler products, write: Kohler Company, Dept. O5, Kohler, Wisconsin 53044.

Circle 31 on inquiry card



**Walls and vinyl finish go up together for stylish savings!**

**Textone<sup>®</sup> Vinyl-Faced Gypsum Panels,**

the high-fashion wall for new buildings, are ideally suited to remodeling applications, too! That's because elegant TEXTONE panels eliminate the expense and messiness of field-applied vinyl coverings. They're ready to go up upon delivery to the job site. No wasteful scheduling delays. No costly redecorating problems, either, thanks to the durable "wash and wear" quality of their tough vinyl skins. Look into TEXTONE panels for design-unlimited options. Choose from a striking selection of 29 prestige wall treatments—each with that "budget-no-object" look. Call in your U.S.G. Representative. ■ Refer to Sweet's Architectural File, Sec. 9.12. ■ Write to us on your letterhead for a sample swatch folder. 101 S. Wacker Drive, Chicago, Illinois 60606, Department AR580.

**UNITED STATES GYPSUM**   
BUILDING AMERICA





SUNGRAIN OAK®



## A Long-Bell® update. Cabinets clients love, prices you love.

Long-Bell Sungrain Oak cabinets have already made a name for themselves. For many good reasons.

They give your clients the fresh, European look wanted in a modern kitchen. While they give you something nice as well:

A reasonable price.

Modular Sungrain Oak cabinets are fully assembled and pre-finished for quick installation from the carton to the wall. They're priced lower than custom-made cabinets.

Which simply means that you're impressing your client with a look that can't fail and quality that won't quit. While you're also saving money, staying within budget, or using the savings somewhere else to make the home or condo even more attractive.

So get the contemporary style people want at a price you're going to like. Find out about Sungrain Oak. A great Long-Bell cabinet.

Name \_\_\_\_\_

Firm \_\_\_\_\_

Address \_\_\_\_\_

City \_\_\_\_\_ State \_\_\_\_\_ Zip \_\_\_\_\_

Please send me complete information on Long-Bell oak cabinetry and the Long-Bell "Creative Cabinets" idea booklet.  Please have a representative call. I am an  
 Architect.  Builder.  Developer.  Other \_\_\_\_\_



**LONG-BELL CABINETS**  
INTERNATIONAL PAPER COMPANY

Cabinet Division, P.O. Box 8411, Dept. 95, Portland, OR 97207

Circle 33 on inquiry card



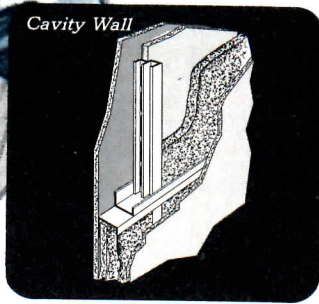


**USG® Area Separation Walls  
go up right on schedule...  
even in freezing weather!**

Don't permit bulky masonry firewalls to stop you cold. Keep your jobs on schedule with USG Area Separation Walls—the protective barriers that go up fast—even when the mercury drops.

These superior lot line walls deliver up to 2 hour fire ratings and 57 STC sound control ratings to multi-family frame buildings. And you get a choice of two economical systems—cavity-type and solid-type. Each is a continuous, vertical wall assembly combining noncombustible gypsum panels with lightweight steel studs that facilitate scheduling and speed up construction.

It all adds up to earlier occupancy, shorter financing terms, a better bottom line for you. Call your U.S.G. Representative. Or write to us at 101 S. Wacker Dr., Chicago, Illinois 60606, Dept. AR580A.



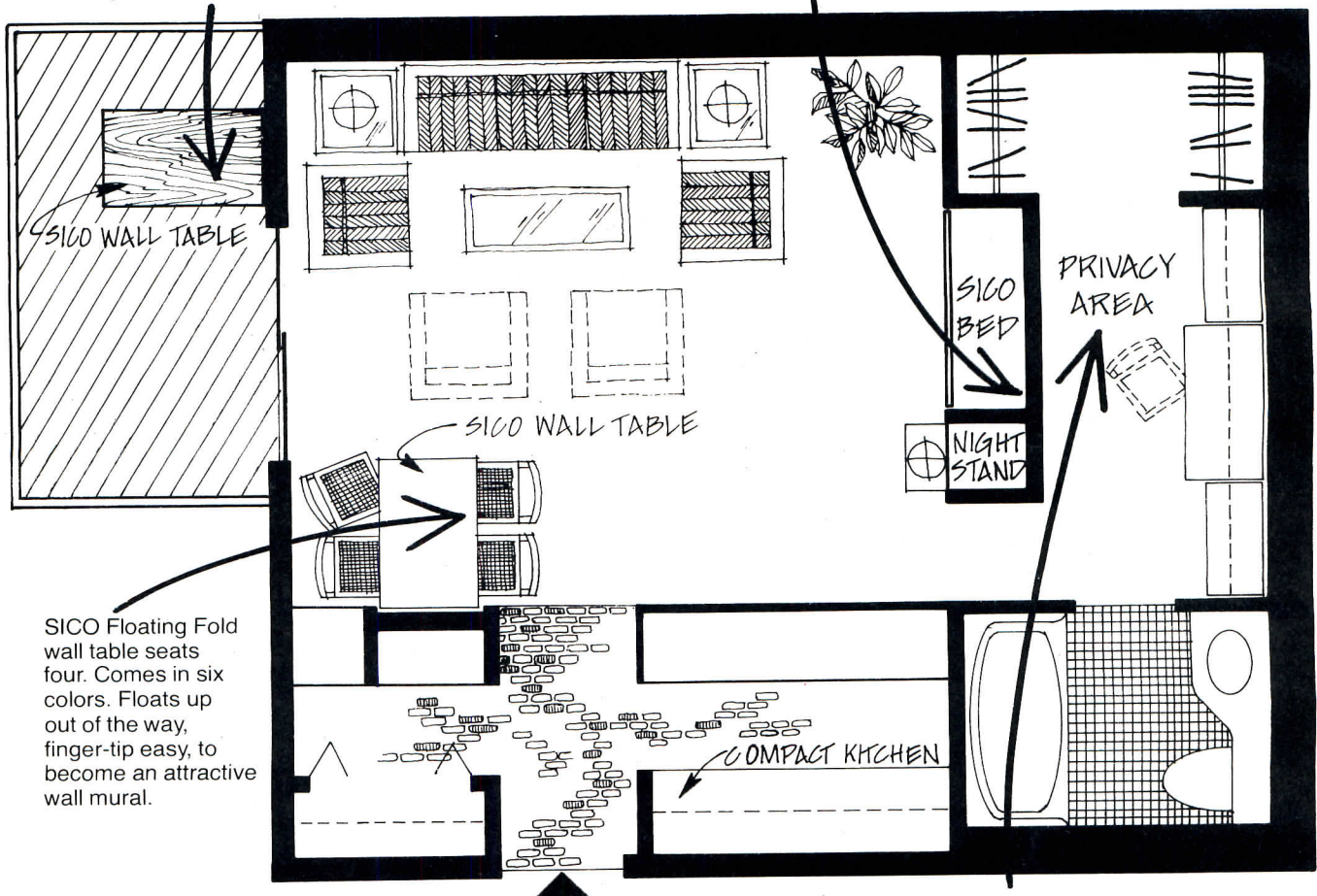
**UNITED STATES GYPSUM**  
BUILDING AMERICA



# SICO® designs privacy for tenants, profits for you.

SICO Floating Fold wall table comes in several outdoor wood finishes and custom sizes and shapes. Floats up out of the way to become attractive design element.

SICO In-Wall beds and Wall Systems provide a "Fifth Wall option" that makes efficiencies more attractive and rentable. Can qualify for inclusion in your financing.



SICO Floating Fold wall table seats four. Comes in six colors. Floats up out of the way, finger-tip easy, to become an attractive wall mural.

Privacy for tenants with a dressing room area created by the SICO Fifth Wall. It acts as a room divider.

## The expandable efficiency.

It's designed to minimize tenant turnover resulting from lack of privacy, or lack of useable space. It's designed to let you charge more for less space, while offering more attractive features. SICO calls it the Fifth Wall System. And will custom design to your needs or offers you the 480 sq. ft. plan here or a 350 sq. ft. plan.

Attached to the floor, the SICO In-Wall bed can qualify as part of your financing. Options include mattress/box spring (twin, double, or queen), night stand, desk/table, and cabinet



in your choice of several attractive finishes.


Don't wait. Send for the name of your local SICO representative. And for more information on how you can save space and add profit. Write: SICO, Incorporated, 7525 Cahill Road, Minneapolis, MN 55435, Dept. AR5 Phone (612) 941-1700 WILSICO EDNA TWX 910-576-1771.

*Innovation by design*



Circle 35 on inquiry card





**Only U.S.G. puts 10 years of successful experience to work on your shaft wall projects!**

*It all started with the U.S. Steel Building in Pittsburgh in 1969. Since then, we've developed lightweight cavity and solid shaft wall systems for all types of commercial and institutional buildings. From four-story hospitals to leading megastructures\* throughout the nation.*

*What we've learned about partition deflection from air pressure loadings, air leakage resistance, masonry deadload, sound rating performance, fire resistance and cost-saving installation could easily fill a five-foot shelf. And this valuable experience is yours for the asking.*

■ *Just for starters, see our catalog in Sweet's General Building File, Sec. 9.5, or write to us for a copy of our new Gypsum Shaft Wall Handbook: 101 S. Wacker Dr., Chicago, Ill. 60606, Dept. AR580*

\*To name a few others: World Trade Center, Sears Tower, Standard Oil Building, Broadway Plaza, Penn Mutual Building, One Shell Square.

**UNITED STATES GYPSUM** //  
BUILDING AMERICA

Circle 36 on inquiry card





# We build special windows in Warroad... but it may take 10 days

Stunning windows sometimes require special attention at the factory, and Marvin provides it. Every day we build windows in special sizes, with non-standard jambs, special glazing, prefinishing, etc. These usually go out within ten days. We also build handsome

trapezoids and triangles and beautiful true divided lites in the same time span. Write or call us for the answers to your particular window challenges. If it can be done with fine wood windows, we're probably doing it. Marvin Windows, Warroad, MN 56763. Phone: 218-386-1430.


*You've never been so insulated in all your life!*

The Stein Group: Palacio Del Mar, San Clemente, CA


Circle 37 on inquiry card




**Marvin  
Windows**







1,2



# RECORD HOUSES 1980

Because these are our 25th annual awards and because they come at a time when residential design faces a new and unprecedented challenge, RECORD HOUSES 1980 begins its look ahead with a backward glance. In the RECORD HOUSES of the past we see richness and variety as well as the kind of innovation that the future will certainly require.


Meeting in 1956 in Los Angeles, AIA members took "Architecture for the Good Life" as their convention theme. But to see the good life given characteristically mid-century expression, they had only to lift their eyes to La Cresenta, a hillside district overlooking the city, where Richard Neutra had recently completed the Serulnic house (1,2). In its reduction of forms to the simplest planar elements, in its openness, its sense of withdrawal from urban life, its cantilevers, its built-ins, and its general adaptability to informal lifestyles, the Serulnic house summarized, as well as any single house could, the collective vision of the good life, a vision that many middle-class but upwardly mobile Americans had carried out of the postwar.

Other excellent designs from that first issue of RECORD HOUSES sounded similar themes. Most were single story, family-oriented, direct, and were sheltered by roofs that were flat or sloped almost imperceptibly. And like the Graves house (3) by Cecil Elliott, most got a lot of mileage out of post and beam. To detail the large window walls that were the pride and joy of many, architects relied on Mondrianesque patterns of mullion and muntin in endless variations. In subse-



3





Loomis Residence Stockbridge, Massachusetts Christopher H.L. Owen, Architect

1

For a raised promontory overlooking a bend in the Housatonic River in Stockbridge, Massachusetts, architect Christopher H.L. Owen has designed a country retreat for a bachelor college professor. At first glance the house appears formal, almost elegant, with its low flat profile and crisp white siding—not at all the traditional country house. But in studying the plan and especially the axonometric the wisdom behind all the modernity becomes apparent.

The owner requested two conflicting plans: a small weekend house for the winter and a larger house for summer residence and frequent entertaining. The




program called for a flexible space that could comfortably expand or contract.

The Loomis house can shrink to 60 per cent of total floor area during the winter months. A two-bedroom guest wing is detached from the main house and can be closed off when not in use; also a summer living room wraps around the winter living room to serve as insulation during the colder months and as an expanded entertaining area for the warm months when the house is more fully utilized. The summer room is sunken from the main floor level to ensure more expansive views from the deeply recessed interior spaces. This level change

was dictated by an existing ledge but has the pleasant consequence of creating spatial interest and development while opening views to the Currier and Ives landscape.

Both the client and the architect wanted to take advantage of the densely wooded site without disturbing its idyllic quality: but rather than attempt to coordinate “natural” materials and shapes the house has been carefully designed and sensitively positioned to rest unobtrusively 35 feet above the winding river. Architect Owen has taken his cues from the immediate property lines, allowing the topography to determine both the shape





and orientation of the house. The result is an active correspondence between the house and the land, a synchronized interplay between the natural and the built. And by extending hollow planes out from the house, picturesque views are literally framed for the master bedroom and the living room. Also, these skeletal extensions serve to subtly attach the house to the land, and, by implication, ground the house to its site without encroachment.

The architect has made a rather whimsical nod toward the historical eclecticism of post-modernism by placing a small arc over the doorway to create a ceremonial point of entry; and a delicate

gesture from the corner of the living room (photo left) seems to suggest movement upward, countering the flatness of the house.



*Architect:* Christopher H.L. Owen  
330 East 59th Street  
New York, New York

*Owner:* Chauncey C. Loomis

*Engineers:*

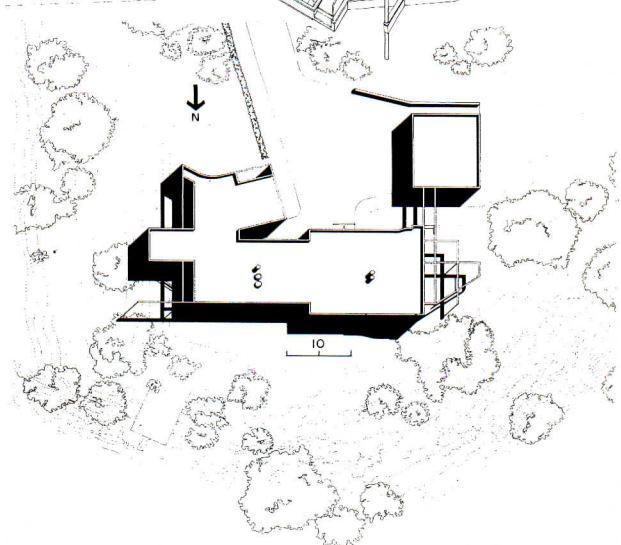
Paul Gossen (structural/foundation)

R.J. Aloisi (mechanical/electrical)

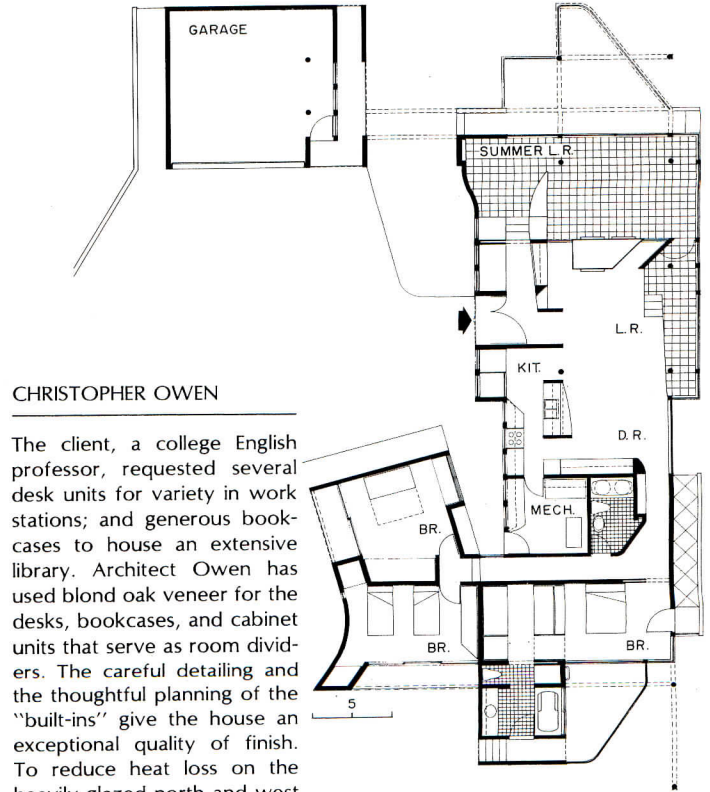

*Consultant:* Sylvia Owen (interior)

*Contractor:* Berkshire Engineering & Construction

*Photographer:* Norman McGrath








CHRISTOPHER OWEN

The client, a college English professor, requested several desk units for variety in work stations; and generous bookcases to house an extensive library. Architect Owen has used blond oak veneer for the desks, bookcases, and cabinet units that serve as room dividers. The careful detailing and the thoughtful planning of the "built-ins" give the house an exceptional quality of finish. To reduce heat loss on the heavily glazed north and west facades, insulated shades can be drawn from recessed ceiling pockets at night or when the house is unoccupied. One final detail is the shape of the inset over the fireplace which corresponds to the line of the hat in the portrait.









Private Residence New England Coast Huygens and Tappé Inc., Architects

## 2

The clarity of massing and the deep sheltering eaves of this coastal residence may well suggest to the casual observer a quintessential house-ness—architect Remmert Huygens intended the layman to see first a “friendly” house. But the house is in fact anything but unsophisticated. The application of abstract concepts and expert analysis—in short, exceptionally sophisticated architecture—lies behind its seeming artlessness.

Among the design qualities not immediately evident to the non-architect is the curiously subtle opposition of solidity and transparency. The concrete-brick base walls reach no higher than the first-

floor window sills. Above that level, the shingle roof appears supported only by expanses of glass and clapboard curtain wall. The house gains transparency also by the continuation of fir soffits and tile pavement from exterior to interior.

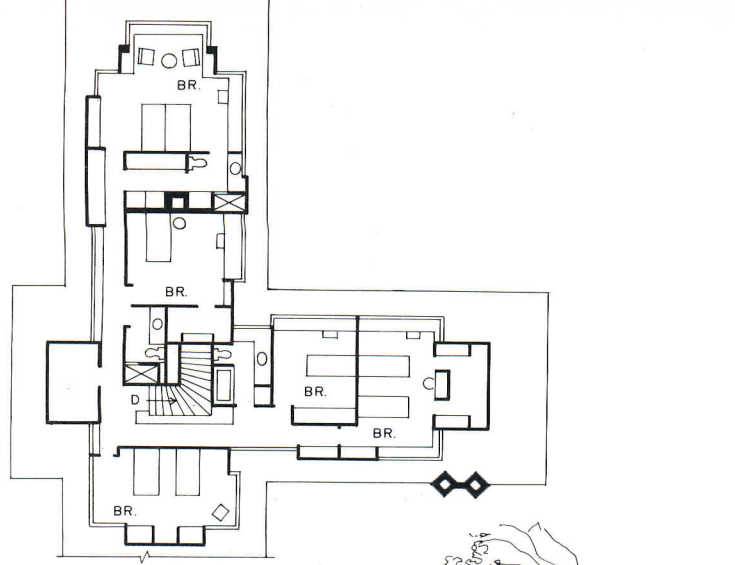
Fieldstone fences and steps surrounding the house reinforce its impression of solid founding. The fieldstone walls have functions, however, beyond the merely esthetic—as retaining walls on the sloping site, as protection against on-shore winds, and as privacy shields.

A clearly readable rank of freestanding diamond-shaped columns emphasizes the distinction between these elements

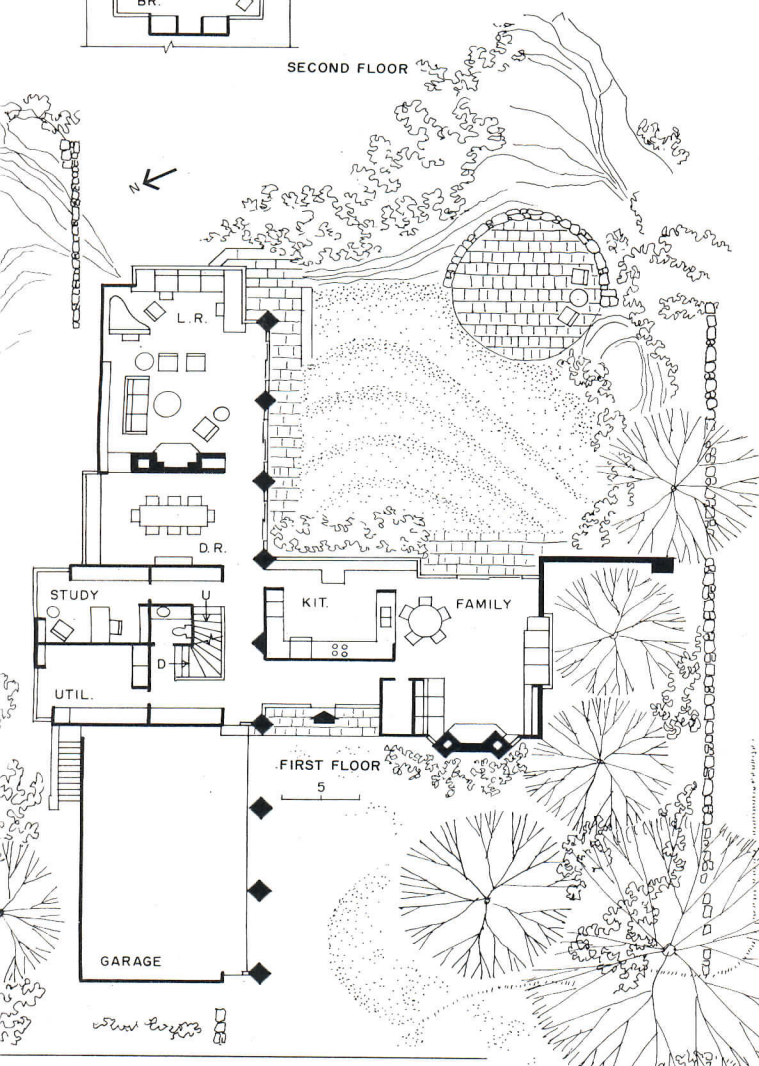
and the solid linear wall below. The architect rotated the square columns 45 degrees (the house has no curved elements) to turn their corners into a row of sharp salients along the gallery that links the entry with dining and living rooms. Ceiling-height glass interposed between the columns illuminates beveled reveals.

The affection and attention Huygens and Tappé lavish on detailing compels admiration—witness, for example, the routed wood shutters for the angled butt-glazed windows on either side of the similarly angled flues flanking the family room fireplace (lower right). Blinds hide in pockets buried in the ceiling.





SECOND FLOOR



FIRST FLOOR



**Architects:** Huygens and Tappé, Inc.  
 286 Congress Street  
 Boston, Massachusetts  
**Project team:**  
 Terry A. Cracknell, Associate;  
 John C. Becker, supervision;  
 John C. Cunningham,  
 landscape design;  
 Frowis Roewer, interiors.

**Engineers:**  
 Steco Engineering Corporation (structural)  
 C. A. Crowley Engineering, Inc. (mechanical)

**Cost consultant:** John Belding.  
**Contractor:** Connolly Brothers, Inc.  
**Photographer:** ©Steve Rosenthal





Private residence Vaughan, Ontario C. Blakeway Millar, Architect

**3**

As inventive in its planning as it is fresh in its images, this extraordinary, four-bedroom house outside Toronto is designed for a client whose family has roots deep in the Canadian lumber business and who asked for a house that made conspicuous use of a variety of wood species. The rough sawn heavy timber frame of the house is jack pine, and it takes shape over a base of masonry that follows the site's falling contours down to a stream and an off-stream pond. The frame is infilled with glass throughout and even the sloping roof sections are 25 per cent skylighted. This degree of openness would be implausible in a climate with harsh winters



had the architect not developed simple but effective environmental controls. The skylights, for instance, are equipped with insulated louvers that are operated with a pulley and cord system, and can be closed to control heat loss at night or adjusted to serve as baffles against the sun by day. The glazed infill areas on all elevations get a winter covering of 3-inch-thick insulated panels mounted on pivots so that they open like oriental screens. In most areas, the panels are finished in plywood. In the living room, they are covered in suede and hung with pictures. All panels are vented to the inside to relieve the effects of condensa-

tion and trapped air expansion. These panels, together with the skylight louvers, can achieve insulating values to R-25.

The house is heated by a combination of furnace, fireplace, and woodburning stoves. Warm air is collected at the top of the house, recirculated by fans through the ridge collector duct to electric furnaces, then returned to the living spaces. In summer, a cooling cycle is activated and warm air is drawn off at the top of the house and vented at the northwest corner.

The structural boxes at the gable ends enclose the ends of the sloping roof's gutter system. As the frame has





little or no diagonal bracing, these box forms also serve as structural stiffeners.

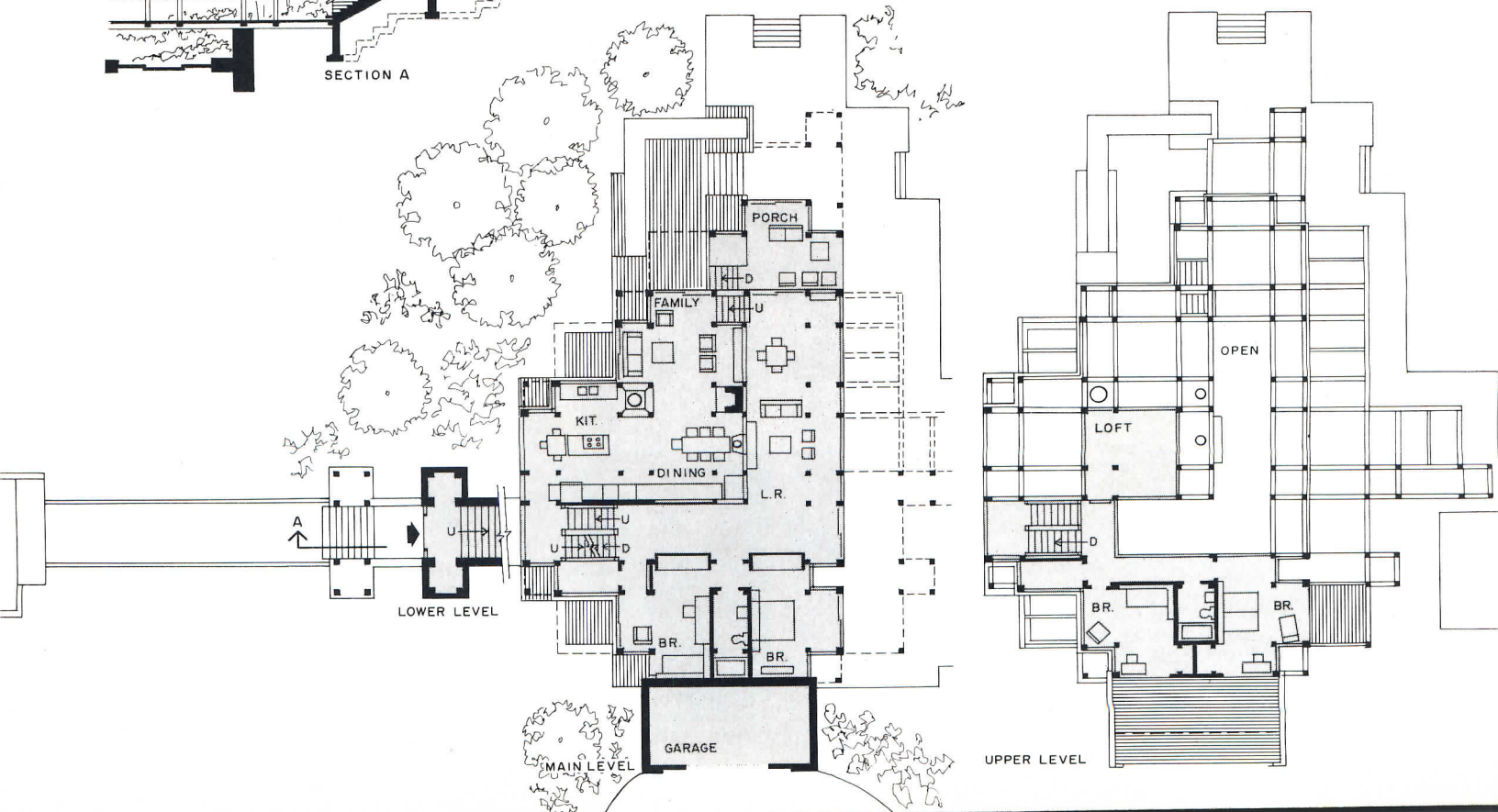
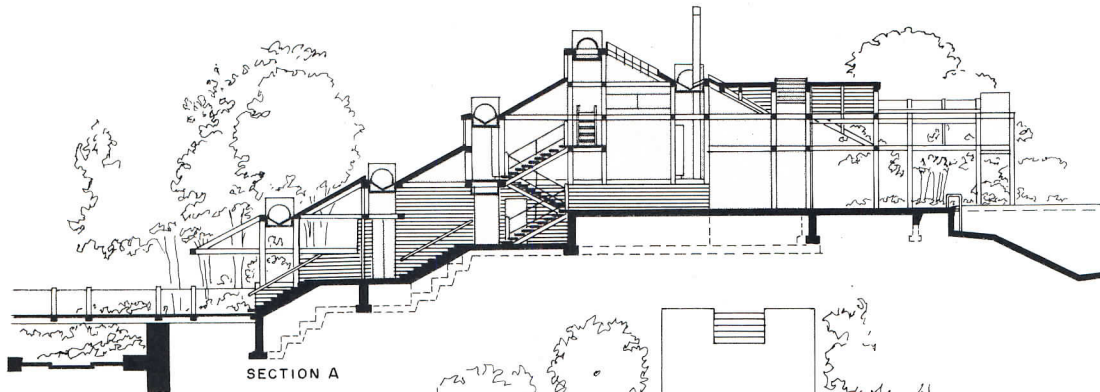


*Architect:* C. Blakeway Millar  
4214 Dundas Street  
Toronto, Ontario  
D. Alvisi, B. McCulloch, project architects

*Engineers:*  
Morrison, Herschfield, Burgess, Huggins  
(structural)  
Golder Associates (foundations)  
Engineering Interface (mechanical)

*Interiors:* Mrs. Sandra J. Millar  
*Cost consultant:* Anthony Wallis Associates  
*Contractor:* G. Faion and Sons  
*Photographer:* Dennis Hall










C. BLAKEWAY MILLAR

The heavy timber frame provides the rhythmic pattern that separates the house into its component spaces. Where required for privacy, infill panels of plywood or plank are set into position within the frame. Textures vary between the rough-sawn heavy timbers and

the fine-grained white pine of the kitchen floor and cabinets. Quarry tile is used on the floor of the living room. The house is furnished and detailed in rough and rustic character. In time, the exteriors will weather naturally to the silvery tones of neighboring farm buildings.







Private house Rye, New York Gwathmey-Siegel Architects

4

Except in the pattern of its fenestration, this lively and expressive house gives every outward indication that it rests four-square on a carpet of lawn that dips gently to the south toward Long Island Sound. Actually—because the site is a flood plain—only the two-car garage is on grade. The habitable spaces begin half level above, and rise from there in four, half-level stages to a handsome roof deck just visible in the photo upper right. The two parts of the plan are joined at a corner where the half levels are reconciled by a stair. This geometry produces a strong separation between the two portions of the house—one for parents, one


for offspring and guests—and ensures a welcome privacy for each.

Like earlier houses by the same architects, it derives much of its interest from its strong volumetric expression and from its close attention to detail. One novel feature is a double-height screened porch that faces the view. This space provides more than just amenity. By linking living and dining spaces with master bedroom and den above, the porch becomes a key to the spatial development of the house. This importance is expressed on the exterior where the porch is not treated as an “add-on” but is integrated and carries the scale of a major space.

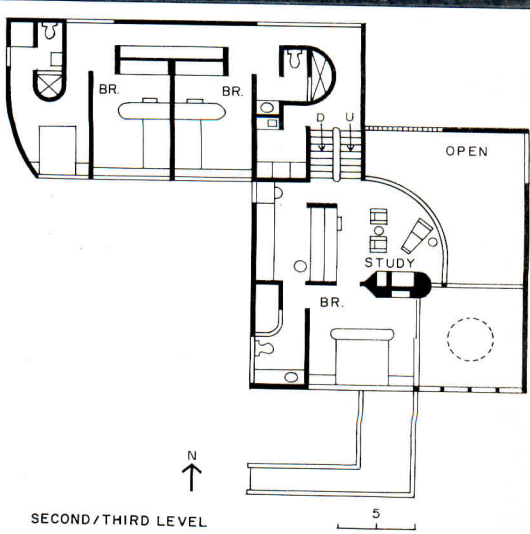
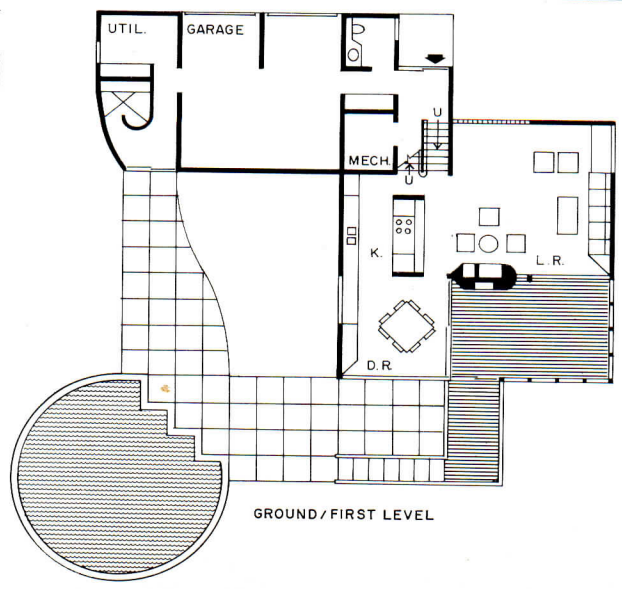
The house is framed in 2x6 studs and clad in cedar siding stained white. The siding, in the form of a skirt, is brought down to grade to conceal the crawl space required by local code as insurance against flood damage.

The architects have laid a very gentle hand on the site. Specimen trees and an existing hedgerow were preserved. A broad terrace and circular pool on the south side of the house will be built this summer. Both will heighten the owners' enjoyment of the house in the summer months without disturbing the views to the Sound from any of the major south-facing spaces.





Architects: Gwathmey-Siegel & Associates  
 154 West 57th Street  
 New York, New York  
 Engineers:  
 Geiger-Berger (structural)  
 Thomas Polise (mechanical)  
 Contractor: Pasden Construction Company  
 Photographer: Otto Baitz













GWATHMEY-SIEGEL

The interiors have been developed with strength and conviction—and with the play of rounded and rectilinear forms that has become a signature of the firm's work. The porch (photo left) frames large views and brings natural light deep into the living and dining spaces. The palette of finish materials is elegant but the colors are quite muted, and the modulation of spaces through the sequence of half-levels is handled with enormous skill.







Marion house Lisle, Illinois Stanley Tigerman, Architect

# 5

Located on a half-acre lot at the end of a cul-de-sac in a suburban subdivision, this house derives its real interest not from its post-modern flourishes, nor from its apparent sense of parody—as playful as these things may be—but from the architect's determination to achieve something meaningful using the budgets and stock parts standard to the rest of the subdivision. It was an opportunity Stanley Tigerman did not miss.



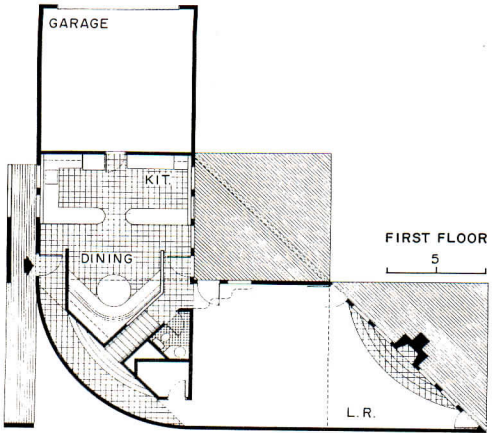
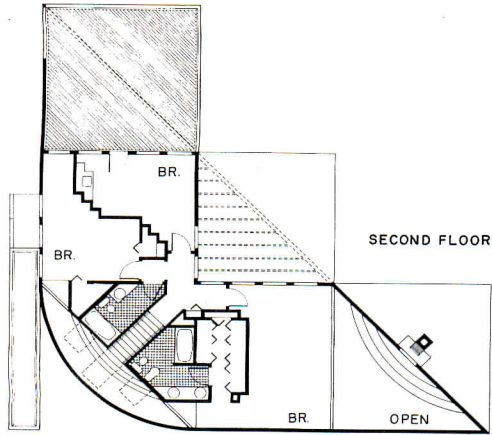

The solution is based on what Tigerman describes as "a warping of the bi-nuclear organization of the International Style," a bending of the standard linear plan so that major spaces occur in diago-

nal relationship to each other at opposite ends of the plan. At the center, Tigerman has gathered the service spaces, including a narrow, double height vestibule and stair that is patterned, he says, after Michelangelo's Laurentian Library. By manipulating the plan, the wall surfaces, the internal circulation and the patterns of fenestration, the architect has created a rather extraordinary design that is not without humor—but the humor does not come at the expense of function. It is a whimsical but carefully planned house for a family of three who wanted—and got—something that was quite different from their neighbors.




*Architects:* Stanley Tigerman & Associates  
920 North Michigan Avenue  
Chicago, Illinois  
David Woodhouse, Bob Caddigan,  
Sue Regan, Ken Richmond  
*Owners:* Mr. and Mrs. Richard Marion  
*Engineer:* Raymond Beebe (structural)  
*Contractor:* Jerry Gerten  
*Photographer:* Howard Kaplan









Private residence Selinsgrove, Pennsylvania Hugh Newell Jacobsen, Architect

# 6

Four glass gable ends give the only clue to what lies behind a long, white—and almost solid—wall that protects the approach side of this suburban house in central Pennsylvania. Inside, through a chamfered opening, the unusual plan reveals itself slowly. Each of the gables represents a separate structure. All have identical widths, heights, and roof pitches, but their lengths vary to accommodate the spatial requirements of the functions assigned to each. The four structures are separated one from the next by small landscaped courts, that act as buffers without producing an unwelcome feeling of estrangement between spaces. Unify-


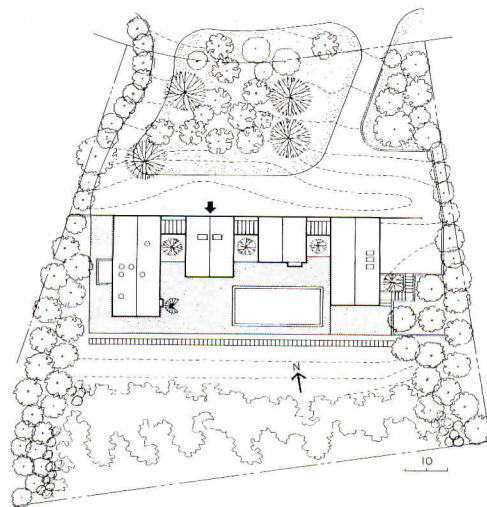



ing all these elements—structures and courts alike—is a long, skylighted gallery. The outside wall of this gallery has been articulated for stiffness and to create niches for the display of paintings. The result of this plan organization is a startling variety of views: long and short, axial and oblique, sharply focused and panoramic.

A second unifying device, this one on the side of the house away from the road, is a generous, linear pool deck. Because the site's contours fall away sharply, Jacobsen was able to place an equipment room, storage space and sauna under the pool deck and, to keep these spaces from being dank and unlit,

he installed exterior doors that open wide to the site.

The elegance of this house does not end with its carefully studied massing or its precisely ordered plan. The interiors are beautifully developed to catch and hold reflected light and to show off works of art to best advantage. Finish materials have been selected for tone and texture, and for the patterns they create in place. Jacobsen's details, as always, are masterful. He thinks of the broad planes of wall and sloping ceiling as inside surfaces of *origami*, and therefore as folds in a continuous surface rather than as planes intersecting and ending at seams. It is an





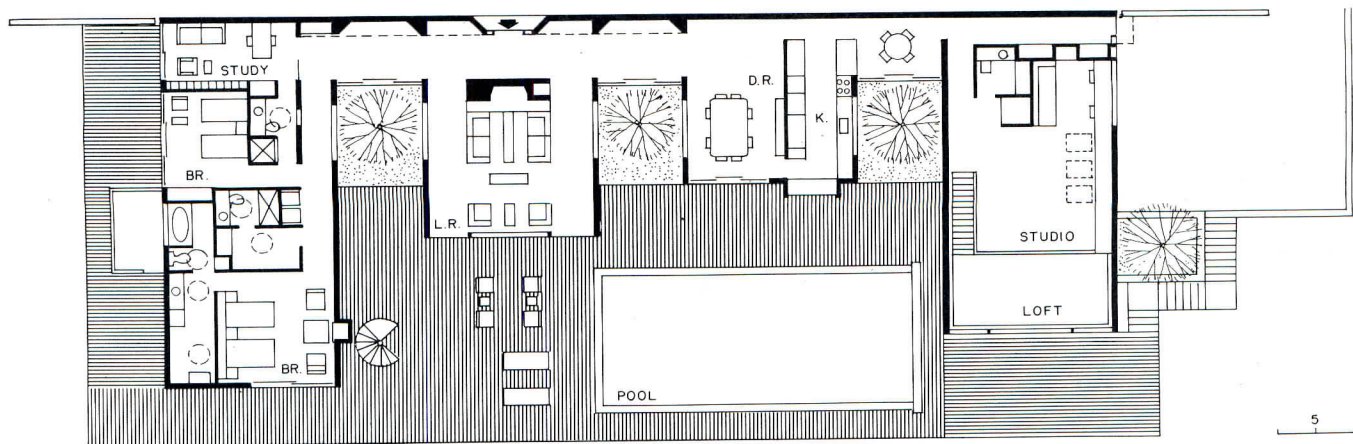
interesting image and one that produces the beautifully simplified details visible in the interior photographs on the pages that follow.



*Architect:* Hugh Newell Jacobsen  
1427 27th Street, S.W.  
Washington, D.C.

*Engineers:* Kraas and Mok (structural)  
*Landscape architect:* Joel Putterman  
*Contractor:* Commonwealth Construction  
*Photographer:* Robert Lautman











HUGH NEWELL JACOBSEN



The four separate structures that make up the plan of this house are (from left to right): bedrooms, living room, kitchen/dining, and double-height studio. The two inner structures are bracketed with small courts. This solution, of course, generates a great deal of outside wall, but the house is well insulated throughout and opened generously to the south. No detail in the house is unstudied and each, as always in Jacobsen's designs, contributes to an uncompromised, unified whole.







Private residence Mercer Island, Washington Robert George Becker, Architect

7

Set deep in the woods, and protected by a heavy canopy of trees, the major spaces of this house have been gathered under the sloping sections of an eight-sided glass roof. Filtered daylight streams in to illuminate these spaces and provide warmth. The rest of the house—six bedrooms, family room, playroom, carport and shop—arrange themselves in deferential groups around the glass roofed spaces, offering their partitions as support and intruding only where they must to borrow light or guide circulation. The glass roof, made of standard greenhouse sections, is pierced only by the chimney stack over the fireplace that divides living

and dining spaces from the den.

The house makes extensive use of corrugated aluminum paneling for both exterior and interior finishes. On the walls, it has been applied over plywood sheathing and building paper with continuous aluminum angles used at the ends of wall runs to provide closure. Similar panels are used as a roof decking. Here they are placed finished surface down, nailed into the tops of the double plates, then covered with rigid insulation and a built-up roof. The voids in the pattern of corrugations were used as raceways for electrical wiring. The use of large, prefabricated panels in this way speeded con-

struction and reduced costs.

The two contrasting ideas—smooth glass tent and heavily-textured industrial siding—are combined to emphasize the essential characteristics of each.



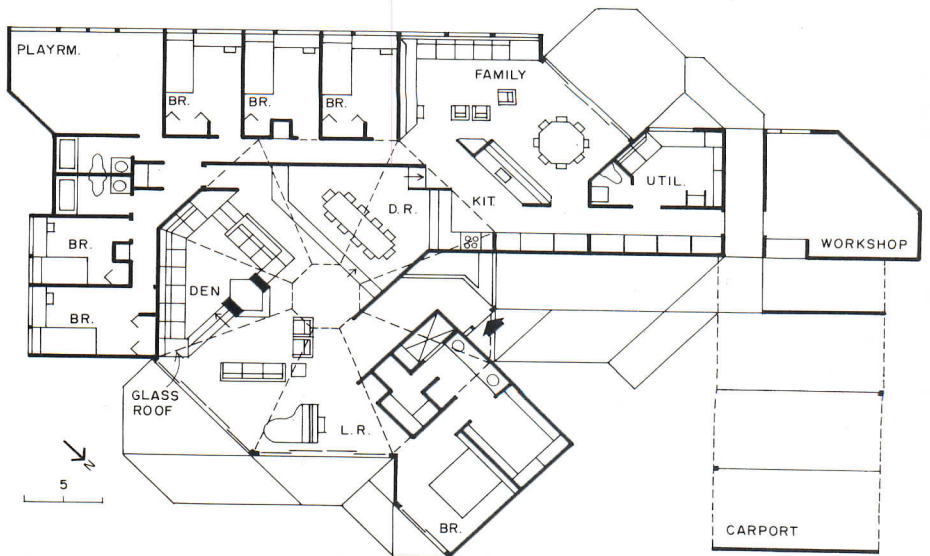
*Architect:* Robert George Becker  
1400 112th Avenue, S.E.  
Bellevue, Washington

*Engineers:*  
Martens/Kratz and Chan (structural)  
Herman Adalst and Associates (soils)  
Hargis Engineers (mechanical)  
*Photographer:* Ray Meuse





The gas-fired heating system carries warm air in insulated ductwork under the slab to floor grilles at the perimeter. Surplus heat from solar build-up is vented at the top of the glass dome although the heavy tree cover is sufficient screen against the sun most of the time. The exterior portions of the floor slab have an exposed aggregate sealed with epoxy.







Private residence Cape Cod Grattan Gill, Architect

## 8

Frederick Law Olmsted was the master planner for the large estate from which this five-acre property was carefully carved. The trees planted nearly half a century ago under Olmsted's direction are now heavy clusters and mask the land form that falls thirty-five feet from road elevation down to water's edge. Gill's design steps rather nimbly down these contours and preserves specimen plantings at various places along the way.

At the uppermost level is a "radio shack," one of two special spaces required by the owner. The other is a greenhouse, visible in the photo at right, that follows the run of the stairs down the

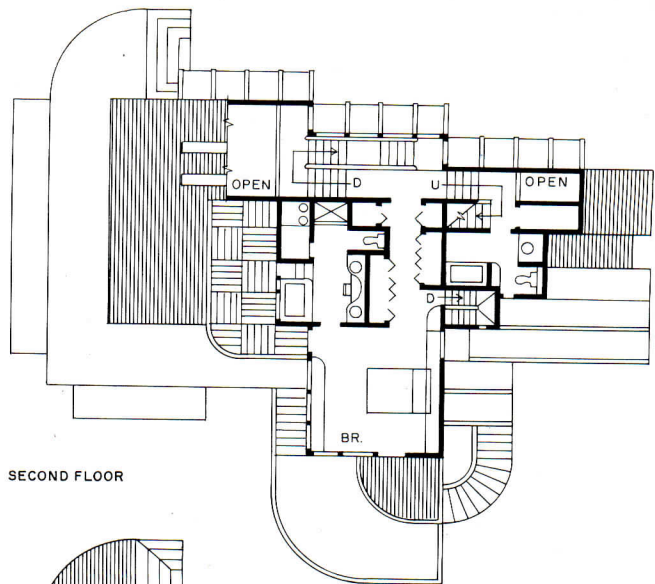
hillside in three offset segments. The other spaces are more or less the spaces of any house except that they have been shaped with extraordinary care and brought together—as the plans at right and the interior photos on the next spread so clearly suggest—with a flourish of vertical drama. Spaces are interlocking and are designed to overlook one another in a descending sequence. Almost all of the main circulation in the house is organized vertically.

The architect has made generous provision for outdoor spaces. Included are the two quarter-round cantilevered decks visible in the photo above, and a

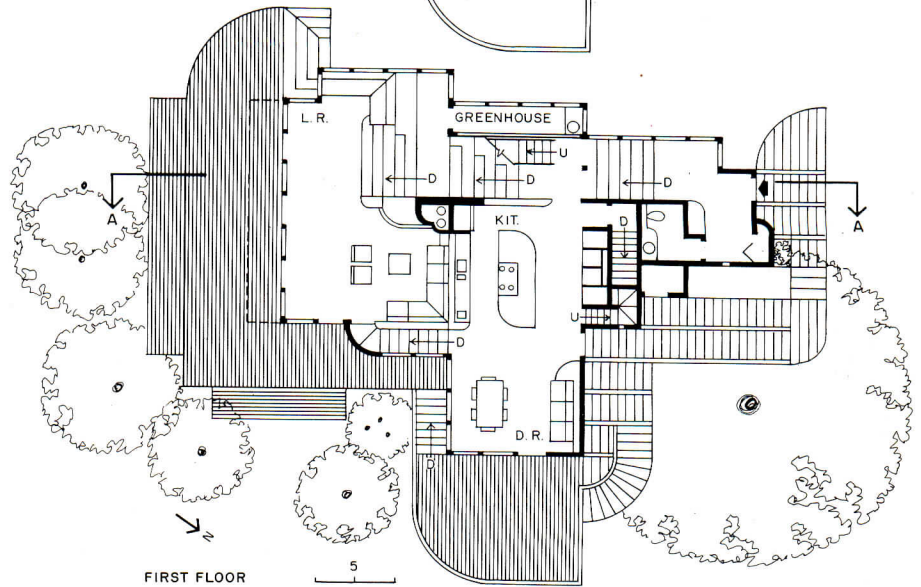
terrace just off the living room that is shaded and hidden from view by Olmsted's cedars and pin oaks. From most of the prime spaces inside and out, the house offers its occupants fine views of a quiet sailing harbor in the foreground and of a broad expanse of Nantucket Sound in the distance.

What the owners wanted was a residence and independent guest house that takes maximum advantage of the site's unusual features, and that accommodates a variety of spaces in a design vocabulary consistent with the region and the patterns of Cape Cod summer living. They got all these things—and more.





SECOND FLOOR



FIRST FLOOR



Architect: Grattan Gill  
 141 Route 6A  
 Sandwich, Massachusetts  
 David MacLean, project assistant  
 Engineers: Alan W. Jones (structural)  
 Helden Associates (mechanical)  
 Contractor: Turner Construction  
 Photographer: Edward C. Robinson III

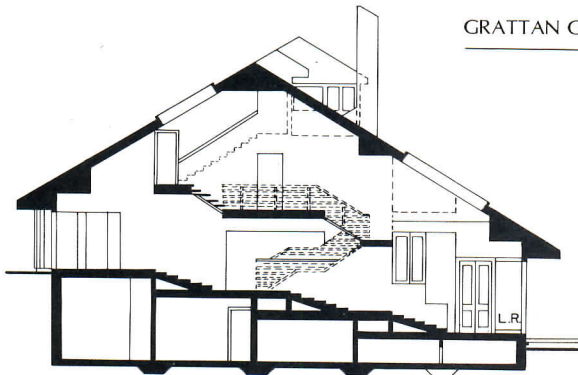









GRATTAN GILL

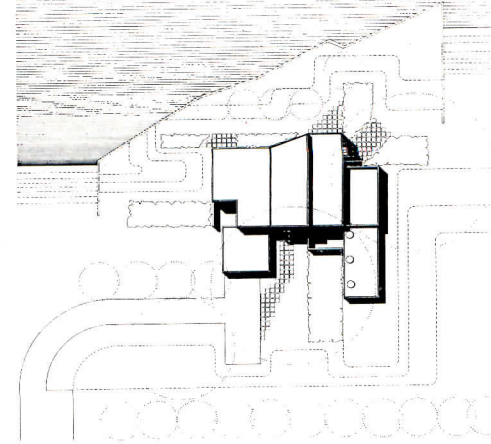



SECTION A - A

Changes of level play so important a part in the spatial development of this house that even the section at left only hints at their effect. From the highest level (photo right) the stair penetrates the full dimension of the house in a long diagonal. At left, the living room is overlooked by the kitchen and dining space. A stair landing, detailed with pipe railings, overlooks both.







Private residence Evanston, Illinois Booth-Hansen & Associates Architects

9

The owners of this house overlooking Lake Michigan are a lawyer/real estate developer and his wife who is active in the social sciences. They wanted a house for themselves and a place that their grown children "would want to come back to." They purchased a piece of a larger property right on the lake and commissioned Laurence Booth to design a residence that would suit their present and future needs.

Booth sited the new house just back of the high sea wall and he was able to retain a huge specimen oak as a feature on the approach to the house from the west. Working within these spatial limits,

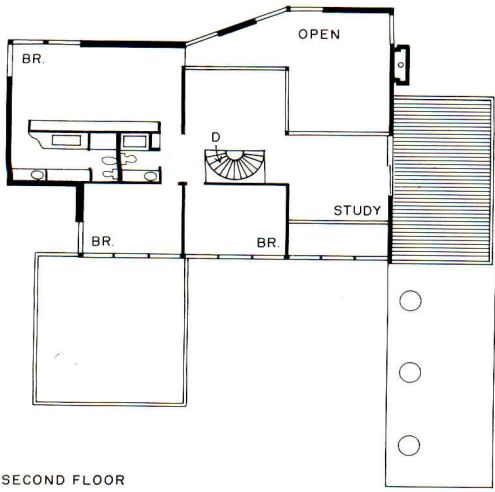
he developed a plan in which the elements of the house take the form of gently stacked cubes. The construction is brick veneer on a wood frame and, on the upper level, the frame is clad in western red cedar. A half circular stair placed just inside the entrance deflects traffic to the major spaces downstairs and provides access the bedrooms and work spaces on the second level. The principal workspace, situated over the dining space, faces the lake (see photo above right).

The house is designed using a 3-foot module east to west, a 15-foot module north to south. Within this structural grid, Booth has provided a variety of volumes

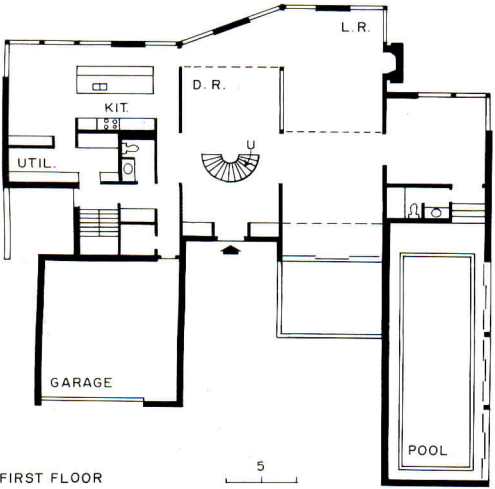
some intimate, some loft-like, but almost all opened to selective views of the lake. The exceptions are a two-car garage and an enclosed exercise pool that are contained in the low, brick-clad volumes on the approach side. These elements reach out to anchor the house to the site and, at the same time, create an entry court.

Insulation is applied generously throughout: fiberglass batts in exterior walls, tapered cellular glass for all flat roof areas and bronze-tinted insulating glass in all openings. The floors and custom cabinet work are finished in white oak, walls in gypsum board or red cedar. The roof deck is exposed.









SECOND FLOOR




FIRST FLOOR

**Architects:** Booth-Hansen Associates  
 formerly Booth, Nagle & Hartray  
 555 South Dearborn Street  
 Chicago, Illinois  
 Steven Weiss, project architect  
**Engineers:**  
 Beer, Svabgorski & Graff (structural)  
 Wallace & Migdal (mechanical)  
**Landscape architects:** Joe Karr & Associates  
**Contractor:** H.O. Schultz, Inc.  
**Photographer:** Orlando Cabanban







Yaw Residence Aspen, Colorado Copland, Hagman, Yaw Ltd. Architects

# 10

Set into a south-facing bluff over the Roaring Fork River, where it commands a postcard-perfect view of Aspen slopes and the high Rockies above, architect Larry Yaw's house for his family of six exploits its surroundings with pragmatism and imagination.

"The design," Yaw says, "responds to three major goals: optimize solar orientation and exposure to accommodate maximum active and passive solar heating systems; integrate regional forms and materials with the high tech expression of solar hardware; and create, from the steeply sloping site, usable exterior spaces for outdoor activity."

The organization of the house around two long parallel forms, connected at the upper level by a "bridge" element, provides long south-facing surfaces for solar purposes. The residual space between, used as entry and play area, reasserts the nature in which the built forms are placed.

Inside, the traditional functional organization—social and family areas on the lower level, sleeping and private areas above—is enlivened by emphasized connections to outdoor areas and interior openings that enlarge the space.

By extending the solar collectors on their triangular support forms beyond the

enclosed volumes, the design not only increases collector area but also protects the exterior decks on both ends of each long element. The solar profile of the south facade, accented by bright red terminations of the collector banks, acts in counterpoint to the gently sloped, cottage-like shingle roofs of the north facade, which tie the building into the wooded uphill slope.

Glazed openings are concentrated on the south; only three small "diamond" windows, sheltered by gables, peer out of the north side. In contrast to the other exterior walls, of gray-stained lapped cedar siding, the north walls are made of





concrete "rubble" using stone found near the site. The stone wall creates thermal mass and protects the house from heavy winter snows. Thoroughly integrated into the design's esthetic, the active and passive solar systems are relatively simple; their major components are, respectively, down-drain water collectors and south-facing glazed openings. But together they account for 75 per cent of the annual space heating requirements and 100 per cent of the heated domestic water, as well as most of the energy needed for the outdoor hot tub.

Yaw's is a house in the best American tradition: common-sensical yet inge-

nious in function, "self-made" yet sophisticated in form.




*Architects:* Copland, Hagman, Yaw Ltd.  
210 South Galena Street  
Aspen, Colorado

*Owners:* Mr. and Mrs. Larry Yaw  
*Engineers:* Anderson and Hastings (structural)  
Lincoln-Devore (foundation)

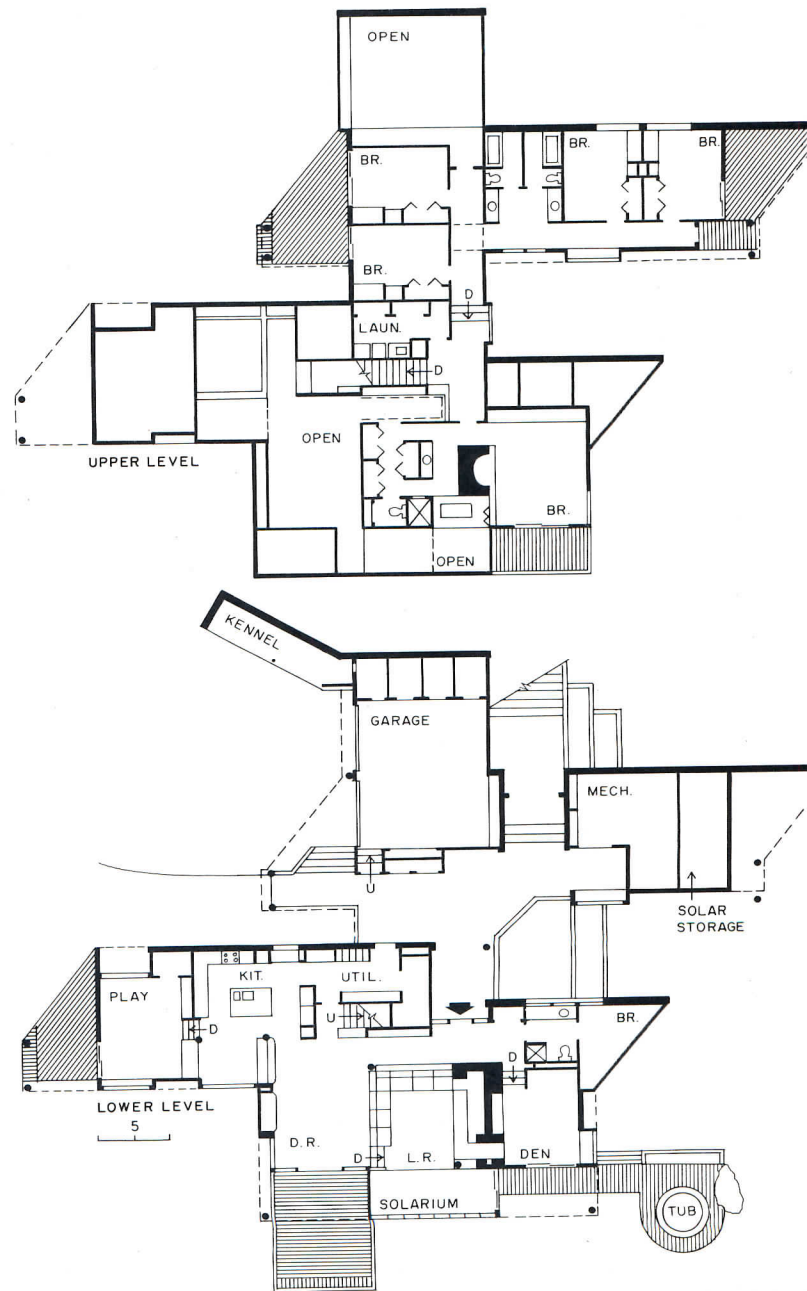
McFall, Konkell and Kimball (mechanical).

*Contractor:* Sutherland Construction Co.

*Photographer:* David Marlow











COPLAND, HAGMAN, YAW

The natural setting is allowed to permeate the house; the living-dining area, play room, den and four of the five bedrooms open directly onto a deck. Family areas are articulated with permeable divisions—columns, a change in

floor height, built-in cabinets—so as to demarcate, not partition, the space, and allow it to be shared visually as it is in terms of activity. Architectural artifacts, such as a cast-iron Corinthian column, flavor the interior with eccentric wit.





Private residence Woodbridge, Connecticut Roth and Moore, Architects

# 11

A long, glass-roofed gallery and a deep bite in the front elevation to create an entry court have effectively zoned this Connecticut house into three separate sections. The guest bedrooms, across the court from the garage, can be closed off when not in use. The main living spaces back up against the gallery and open through a glazed wall to a raised terrace and to the woodland views beyond. A narrow stair, just off the gallery, leads to a master bedroom and bath located over the dining room and kitchen respectively. The upstairs circulation space continues past the bedroom to create a book mezzanine over a portion of the living room

(see section and photo middle right).

This planning results in richly modulated spaces that have considerable variety in ceiling heights, floor levels, and opportunities to bring natural light into the house from unexpected sources. All these opportunities have been fully exploited by the architects but without producing any sense of "forcing" or straining for effect.

The massing of the house mixes flat and sloping roof sections in the most relaxed way and the architects have clad the house in the clapboard siding and corner boards that are traditional to the region. These materials have been carried

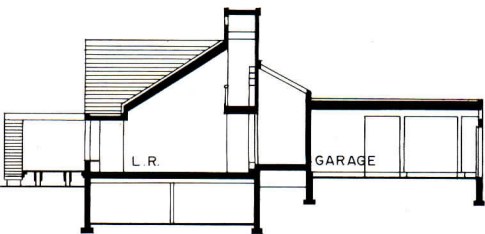
inside to the walls of the gallery where they provide not only a contrast in texture, but a heightened sense of separation between elements of the house.



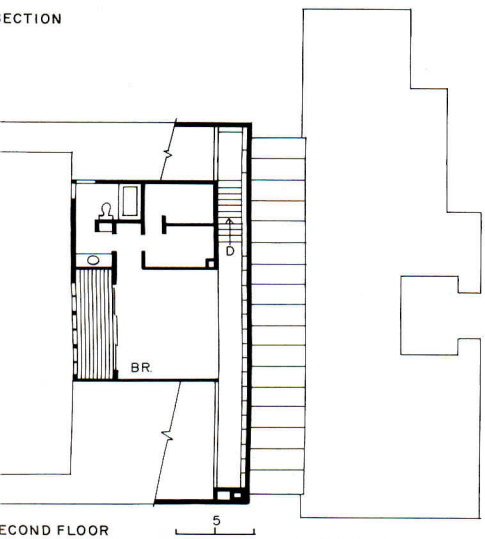
*Architects:* Roth and Moore  
99 Ives Place  
New Haven, Connecticut

*Engineers:*  
Spiegel and Zamecnik (structural)  
Peter Szilagyi (mechanical)  
*Landscape architects:* Peter Rolland Associates  
*Contractor:* Murdock Construction  
*Photographer:* Robert Perron

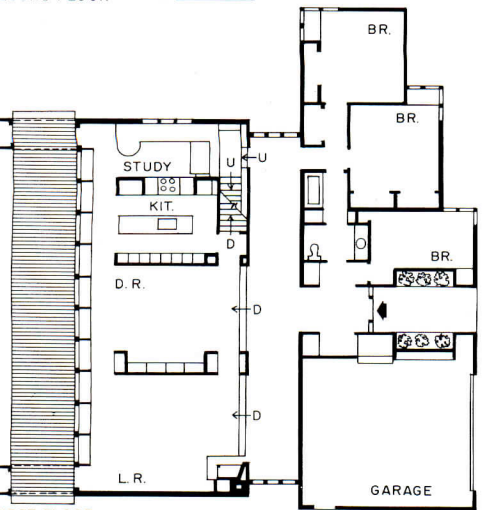





SECTION





SECOND FLOOR




FIRST FLOOR



Exterior storage closets flank the terrace, giving this outdoor space the gentlest sense of enclosure and, at the same time, extending the mass of the house out into the site. The glazed wall of the living room is fitted with shuttered casement windows with built-in seating for large gatherings. Floors throughout are dark-stained oak strip with ceramic tile in the kitchen and bath areas. The interior partitions are finished in painted gypsum board. All the details in the house are simply stated and contribute unobtrusively the relaxed character of the design. One of the owners is an accomplished pianist so the piano occupies a conspicuous and acoustically pleasant position at one end of the glass-roofed gallery (see photos right and above).







Private residence Lanikai, Hawaii Zephyr Architectural Partnership

## 12

On a relatively dry section on Lanikai's windward coast, the architects purchased a property that others had passed over because it had been eroded into a gully-ridge-gully profile that signaled potential building problems. But by reworking this profile—by flattening the ridge and leveling up one gully with fill from an adjacent building site—the architects eliminated much of the problem. The built-for-sale house they designed is a response to the regraded site and to the superb ocean and mountain views it offers.

The bridge was a logical device for stepping over the filled gully to the compacted earth of the flattened ridge. Here,

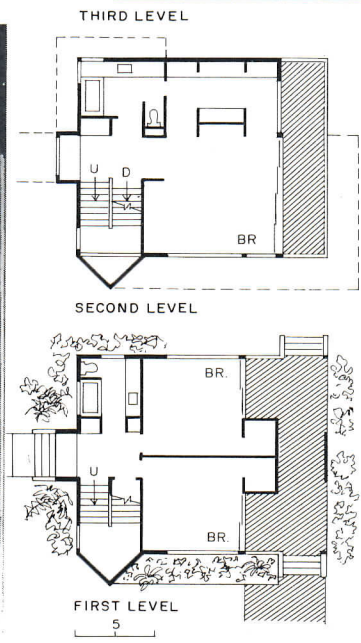
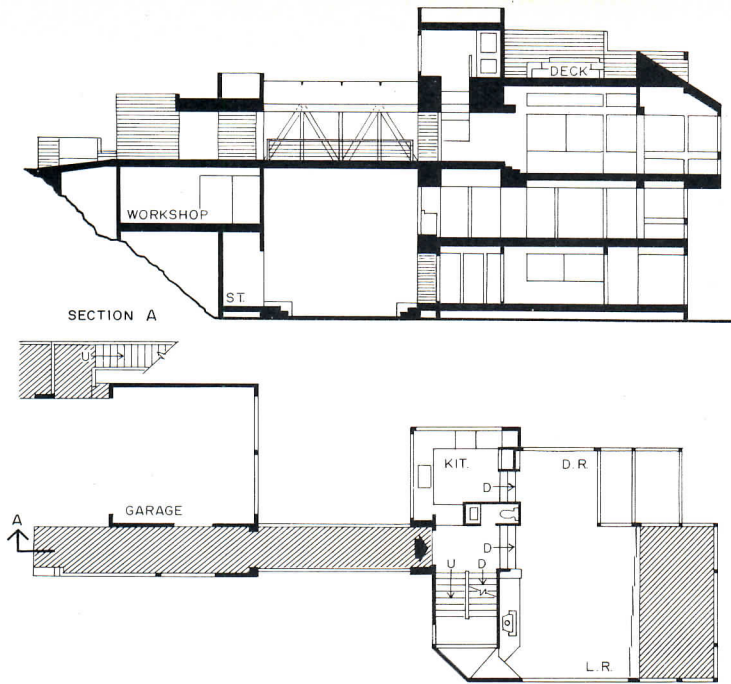

at an elevation more than 20 feet below the road, the house was stacked so that children's rooms and master bedroom occupy the lower two levels, main living spaces the bridge level. Because further site development was impractical, the roof was developed as an activity area with a hot tub.

The tree-top views from the upper levels of the house are magnificent. From the roof deck, these views are almost unobstructed through 360 degrees. What the bedroom levels below give up in view they gain back in privacy, for they are almost completely masked by trees and tropical shrubbery. Among the other

amenities designed into the house are screened verandahs off both the living room and master bedroom, verandahs that offer insect-free, semi-outdoor spaces that are usable all year-round.


Clad in redwood, the house is conventionally built and finished except at the bridge. Here a covering of  $\frac{1}{8}$  inch-thick acrylic sheet was made to conform to the vaulted shape of the bridge roof and then secured in position with sections of aluminum flat bar. The result is an unusually appealing, transparent, weather-protected, aerial link between garage and front door, a link that anticipates the amenities within.



**Architects:** Zephyr Architectural Partnership  
 1910 Davies Pacific Center  
 Honolulu, Hawaii  
 Beverly Hoversland, David Knox, partners  
**Structural engineer:** David Brumme  
**Contractor:** Construction Ahead, Inc.  
**Photographer:** ©David Franzen/ESTO





Private residence Northern Connecticut Perry, Dean, Stahl & Rogers, Architects

# 13

This vigorously designed small house is sited on a meadow in the foothills of the Berkshires. Its owners, a family of four, use the house all summer long and occasionally on winter weekends as well. The panoramic view is through 135 degrees from southeast to west, a consideration that shaped the plan and determined the basic geometry of the house to an unusual extent.

The owners' preferences are reflected in the decision to give the dining room and open porch the prime view. And because of their orientation, these spaces are covered by a segmented, sloping roof that acts like the visor of a cap in

keeping sun off the otherwise unprotected glass wall. The rest of the spaces are covered in two, flat-roofed sections with roof edges concealed by shallow parapets. The lower of the two sections contains children's bedrooms; the higher includes a master bedroom over the living room and kitchen below. This disposition of spaces effectively isolates the bedrooms while gathering living, dining and kitchen spaces into carefully interrelated volumes. Each is small, but none feels cramped or surrenders its individuality.

The architects have resolved the slightly difficult geometry of the roof sections with skill, drawing them up to a

single high point, and carrying the fascia board of the porch roof around the two-story portion of the house as a bold stripe. The detailing—inside and out—is lively and inventive. In every respect it is a strong design: expressive in all its parts.



Architects: Perry, Dean, Stahl & Rogers  
 177 Milk Street  
 Boston, Massachusetts  
 Steven M. Foote, project architect  
 Contractor: Gilligan Brothers  
 Photographer: Edward Jacoby

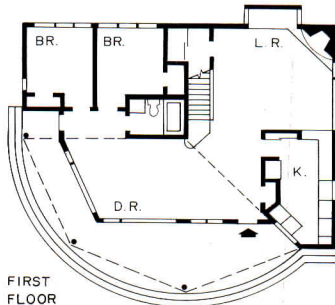




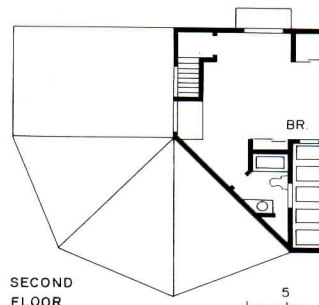
Materials selected for this house include cedar shingles on a wood frame, fir decking on the porch and dining room, and white oak flooring on the ground floor and stair.

Operable skylights over the kitchen (photo below) evacuate built-up heat and cooking odors, and a pass-thru helps to relate the kitchen to the living room beyond. Cabinets are of birch plywood, floor and work surfaces are oak, and additional color accents are provided by Mexican tile mounted as a splashboard on the wall behind the sink.

Contemporary and period furnishings are mixed in the most relaxed and natural way.



FIRST FLOOR



SECOND FLOOR







Percarpio Residence    Southern Connecticut    Moore Grover Harper, Architects

# 14

Wit, a rare enough quality in any art, is even rarer in architecture. Jefferson Riley's design for a three-story house in Connecticut has wit, without sacrificing either comfort or common sense.

Item: the massing of sharp pitched roofs, stepping down a sloping site and recalling without mimicry traditional New England architecture.

Item: double-hung sash windows indoors—a purely architectural joke that has its uses.

Item: the extraordinary complexity of interior spaces—interpenetrating skewed rectangles, vertical volumes, and flights of stairs, both long and short, that run in all

directions—allowing visual connection between different functional areas and constantly surprising the eye.

Item: the assembly of windows as supergraphic ornament on the exterior at the same time they fill a variety of functional purposes. On the front facade, for example (bottom right), the high windows at the entrance step downward parallel with the sloping site, while an adjacent group of living room windows steps upward against the direction of the slope.

Item: windows looking into the garage from the entry walkway, allowing visitors views of the owner's beloved

autos (Dr. Percarpio now runs a Lotus).

The plan accommodates two major activity zones, clearly articulated though not entirely segregated. The family living areas revolve around a three-story open well with a breakfast room at the bottom. Fixed and operable windows on the sides of this well allow visual and oral communication from the rooms above.

A high-ceilinged living room—the clients required generous space for entertainment—angles off the family area. The living room and the entrance passage double as basic components of the house's passive solar heating system. In the winter, sloping skylights, facing south,



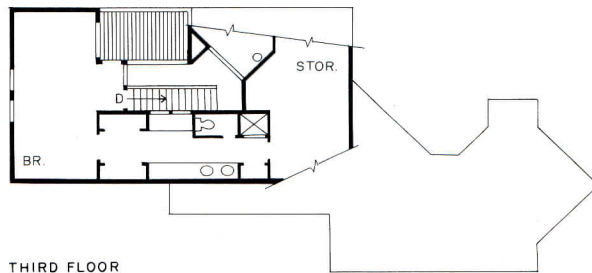


admit solar heat, which can circulate through ceiling registers to the rest of the house or directly through the operable windows. In summer, deciduous trees block sunlight, and the interior windows can open for natural air circulation.

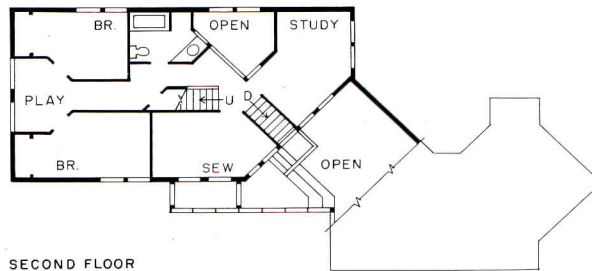


*Architect:* Jefferson B. Riley  
Moore Grover Harper, P.C.  
Essex, Connecticut  
*Owners:* Dr. and Mrs. Bernard Percarpio  
*Engineers:* Besier, Gibble & Quirin (structural)  
*Contractor:* Richard Riggio & Sons  
*Photographer:* Norman McGrath

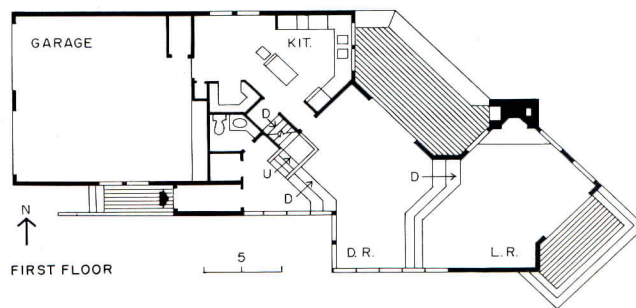




THIRD FLOOR



SECOND FLOOR



FIRST FLOOR

MOORE GROVER HARPER

Architect Riley likens the Percarpio house to an indoor village, where inhabitants can speak to neighbors freely or shut themselves off for privacy. Sash windows in the sewing room and study command views of the living room (above and right) and can be opened to circulate solar heated air or cool summer breezes. From an alcove at the base of stairs to the master bedroom (below), one can look over a railing down two stories to the breakfast room.











Private residence Carlisle, Massachusetts Charles R. Rolando Associates, Architect

# 15

This house stands near the edge of a 50-foot bluff over the Concord River, and everything about the design relates to the splendid 180-degree views. Every room has a view of the river—a view that is expanded physically and psychologically by the softly faceted bay-window shapes on the view side. The plan and interior photos (next pages) show how thoroughly all the spaces reach out to the view—and how all of the rooms relate horizontally and vertically into an extraordinarily open and dramatic series of spaces. The dominant curved shapes of the exterior are echoed softly inside—in the almost circular form of the powder room, in the

stairways as they climb to the third-level loft, in the glass wall that separates the family room from the sheltered screened porch, in the low partition that zones the kitchen from the dining room.

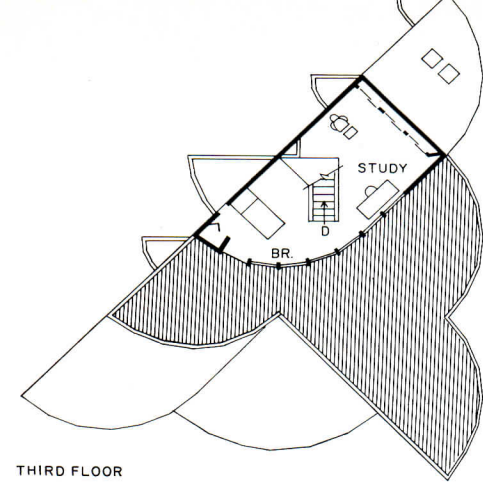
In sharp contrast, the entry side of the house (lower photo, right) is essentially a solid wall—simply punctured with quarter-round windows and cantilevered “turrets” that hint at but do not “give away” the sense of drama inside. It is all very controlled, very carefully and thoughtfully fashioned.

Considerable attention was paid to energy conservation. The house has two 165,000 Btu furnaces with separate burn-

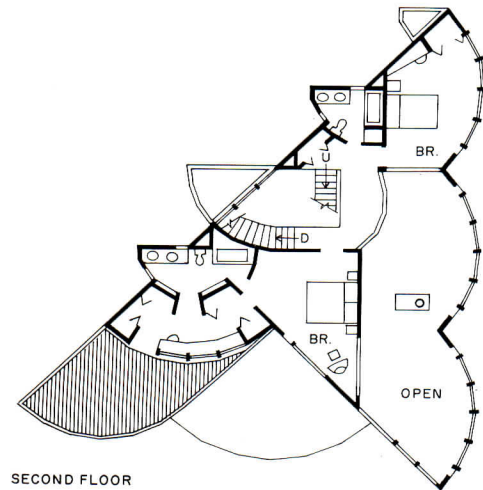
ing chambers for wood and (when temperatures drop below a pre-set level) oil. The house is framed for nine inches of insulation in the ceilings, six inches in the walls. The large glass areas, oriented southeast to invite solar heat all winter, are  $\frac{5}{8}$ -inch insulating glass. Finally, heated air that rises to the third-level loft though the master bedroom and stairwell is redistributed by over-size return air ducts. In the first (relatively mild) winter, the 3400-square-foot house burned 350 gallons of fuel oil and three cords of wood.

The house is sheathed in red-cedar shingles, beautifully applied to dramatize the faceted shapes of the curved walls

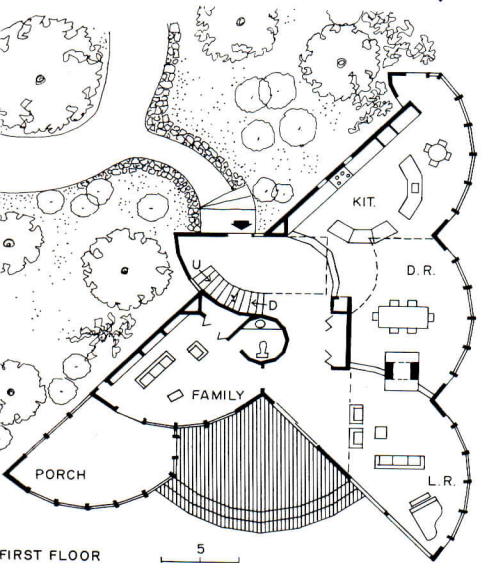






THIRD FLOOR



SECOND FLOOR



FIRST FLOOR



and the scupper and cantilever details. Inside, the walls are plaster, the floors are red oak or quarry tile except for carpet in the master bedroom and loft.




**Architects:** Charles R. Rolando & Associates  
 153 Milk Street  
 Boston, Massachusetts  
 Charles Rolando and Ann Woodward,  
 design team, interiors, and landscaping  
**Engineers:** Edward Lenorman (structural)  
 Samuel Lesburg (mechanical)  
**Contractor:** Rolando Construction Company  
**Photographer:** ©Steve Rosenthal



The three dominant bays of the house are the living room (right and far right), the dining room (below) and the kitchen—set off from the other living spaces only by the “bay” of cabinets and the lowered ceiling (the guest room is above). The second-level master bedroom overlooks this grand space and the view of the river beyond. Higher still, on a third level, is a penthouse kind of loft which opens to a tree-house deck. All of the spaces of the house are open to each other—vertically as well as horizontally.











Private residence Washington, D.C. Arthur Cotton Moore, Architect

# 16

Set on the site of an old carpet-cleaning factory turned warehouse, this new rowhouse in Georgetown's restored residential district stands in the starkest contrast with its surroundings. Its smooth stucco and plastic surfaces, its slick curvilinear forms set up what the architect calls "a dialogue of opposites with the old shell, industrial sash, honeycombed concrete frame and structural clay tile." And yet even in the new work, there are some remembrances of the past. One of the most whimsical (and unexpected) of these is the inclusion of a new swimming pool (photo above) in the shape of an unrolling carpet roll—a reference to the site's

history and, by extension, to the practice in places like Hollywood and Nashville of using the swimming pool as a logo.

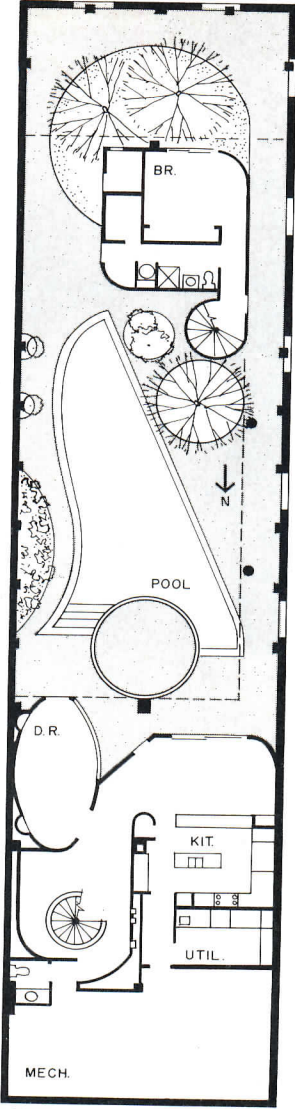

Because the site is in an historic district, the street facade was left intact and continues to serve as a mask for what lies behind. Once inside the court, the plan of the house is revealed: a main structure at one end, children's and guest quarters at the other—connecting the two—a covered, skylighted link at the second story. New exterior walls and a new third level addition were framed in a conventional wood and metal stud system, then sheathed and finished in stucco.

For purposes of heating and cooling,

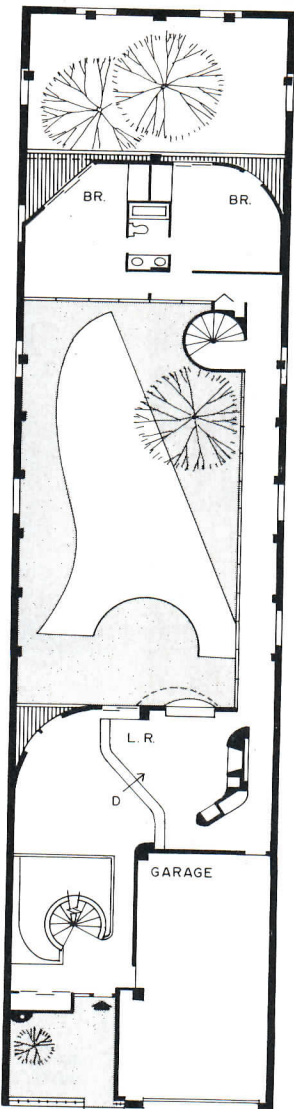
the house is divided into three zones, any of which can be closed off when not in use. In addition, all openings, including bubbles, are double glazed and all cavities in exterior walls and roofs are completely insulated.

The house derives much of its interest and most of its fun from the contrasts of finish material, and from the very audacity with which they are employed. Implicit in these contrasts is the tremendous freedom for expression that both architect and owner enjoy when renovating an older—slightly anomalous—structure, even when that structure is part of a celebrated historic district.



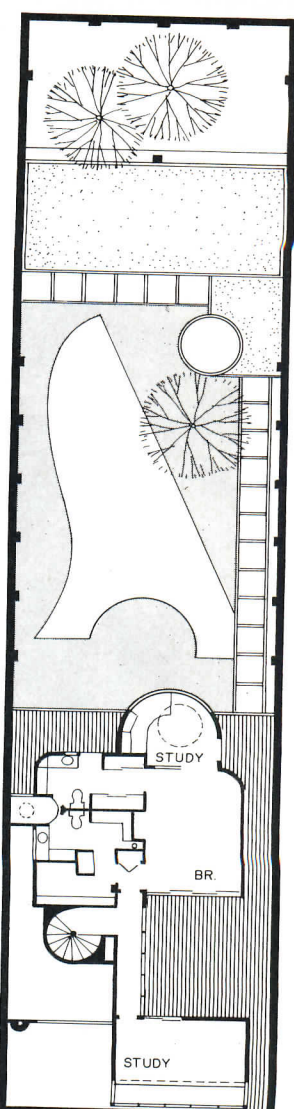


LOWER FLOOR



MAIN FLOOR

5


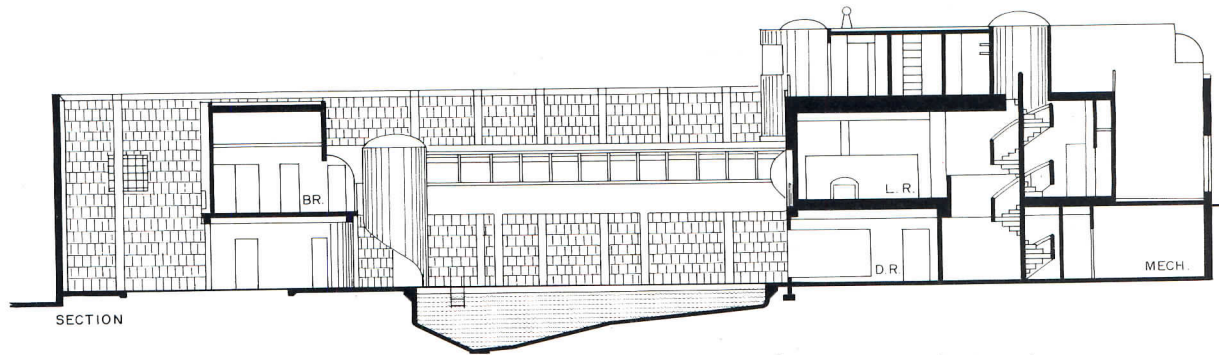


UPPER FLOOR



Architects: Arthur Cotton Moore, Associates  
 1214 28th Street, N.W.  
 Washington, D.C.  
 Shalom Baranes, associate-in-charge  
 Engineers:  
 Tadjer-Cohen (structural)  
 Harold Swartz (mechanical)  
 Contractor: Commercial Industrial Construction  
 Photographer: Max Hirshfeld










ARTHUR COTTON MOORE

The interiors of this row house continue the theme of smooth, curvilinear surfaces played off against the crusty old shapes and materials of the exterior. The hierarchy of interior spaces is climaxed by a beautifully sculptured stair that extends the full height of the house (photos right and section at left). The change in grade elevation between the front and rear, also visible in the section, has been exploited to reduce heating and cooling costs.







Moore House Puget Sound, Washington Arne Bystrom, Architect

# 17

To their owner Peggy Moore, these 13 woodland acres had been the source of a deep sentimental attachment since girlhood. She wanted for this site a house of heavy timbers with a bedroom loft, a pitched roof, and "lots of high space." Mostly, though, she wanted a house that "belonged" to the site. In working out the design, the architect was able to establish fine views to Puget Sound and to the Olympic mountains without sacrificing trees of consequence or disturbing the land form in any significant way.

Twenty log poles tied together by horizontal and diagonal members make up the rigid structure of the house, and

carry all gravitational and lateral loads imposed by the lofts, the roof, and the outer walls themselves. In this way, the architect was free to treat the exterior walls as screens, shaping them and opening them up generously to the views. At the center of the plan is a tall, glass-walled court. It provides a select location for specimen planting at the same time it brings daylight deep into the house—daylight that is first filtered through a heavy canopy of trees. The major spaces of the house—their volumes gently established by the regular rhythm of structural poles—take shape around the court. Wherever solid walls would be implied to

isolate functions, architect Bystrom has used dropped beams, counters and low walls; elements that act as only the gentlest restraint on the flow of space and allow each subspace to take its place in the larger volume. Upstairs is the sleeping loft the owner wanted. It is a sumptuous space that opens to the double-height volume of the living room and, through a perfectly framed opening, to views of Puget Sound.

The narrow range of temperatures in coastal Washington makes it a good location for passive solar applications. Bystrom used large panes of inch-thick insulating glass on the southwest facade to



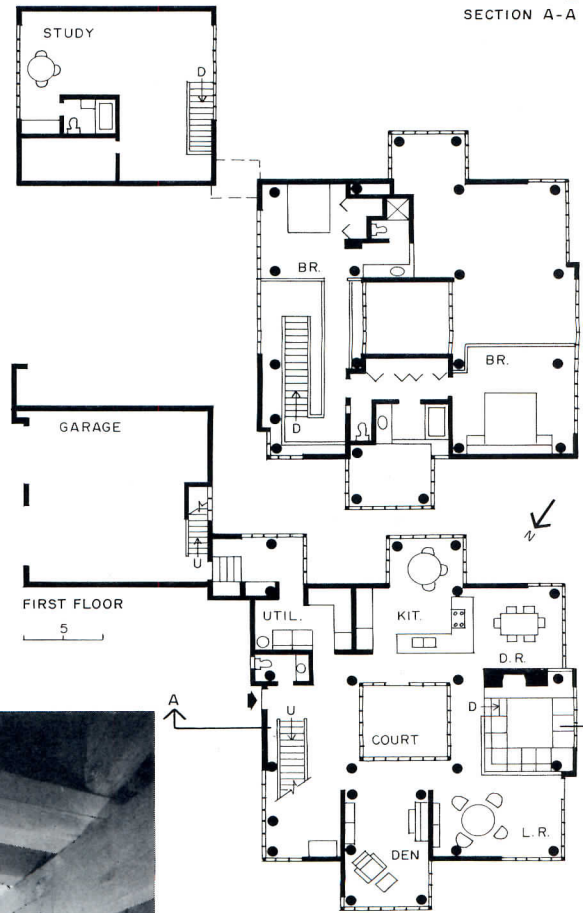
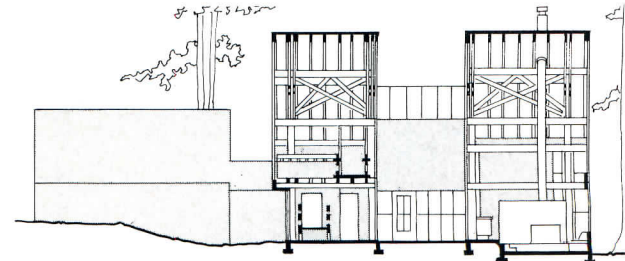



trap afternoon sun. This, combined with extensive masonry floors and a mechanical system that recirculates warm air that has collected under the roof, keep the house comfortable year around.



*Architect:* Arne Bystrom  
1506 11th Avenue  
Seattle, Washington  
Ken MacInnes, associates  
*Owner:* Peggy Moore  
*Contractor:* Roy Hegennes






ARNE BYSTROM

The play of structural elements gives the Moore residence a wonderful liveliness and a strong sense of verticality—just the characteristics of the old regional barns that both owner and architect strove to recapture.









Stafford House    New Orleans, Louisiana    Errol Barron, Architect

## 18

A quiet, residential street lined with mature shade trees is the setting for this house in New Orleans's uptown university area. Neighboring houses along the street were designed with either pediments or gables acting as pediments, so architect Barron borrowed the form and employs it as a screen front and back in the Stafford house. The screens are more than masks however. They are detached from the front and back walls by several feet (see section overleaf) and reflect daylight from their painted back surfaces deep into the house. In a region where the sun's rays can be charring and ordinary daylight is bright, the screens offer indirect light—as

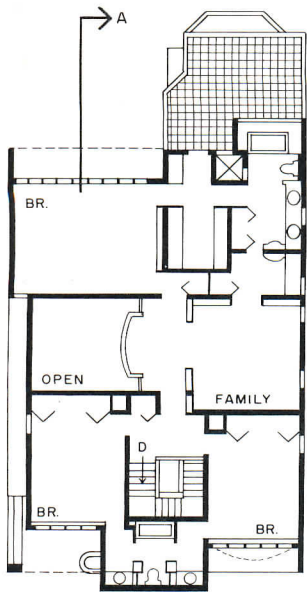
do skylights at the ridge and along the blind wall of the living room. Wall openings, for the same reason, are recessed or protected by overhangs.

The organization of the Stafford house is carefully worked out. The upper portion of the double-height living room serves as a buffer between childrens' and parents' bedroom upstairs. A booklined balcony links the two areas. Below the master bedroom is an open porch which, for purposes of entertaining, easily becomes an extension of the living room. Serving this porch directly is a kitchen that has been scaled up since both owners like to cook. The main entrance, up five steps

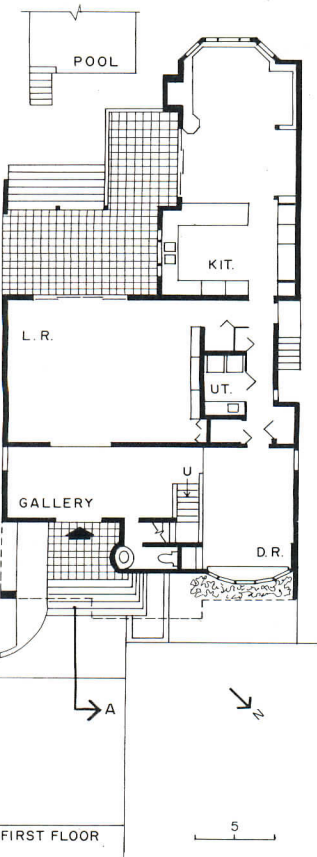
from grade, provides a long visual axis right through the house from front yard to back (color photo at right).

The house is built in a conventional wood frame that is raised three feet above grade on concrete block piers for protection against moisture. The wood screens at front and rear of the house are actually trusses joined by three steel bars that are acting in compression. All exterior wall surfaces are finished in stucco. Paint is used for accent and highlight. The broad planar stucco applications are colored with pigment mixed into the stucco. The result is that the exterior surfaces rapidly develop a patina.





SECOND FLOOR



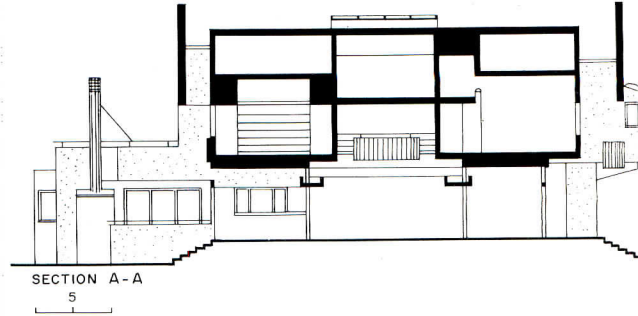

FIRST FLOOR



**Architect:** Errol Barron  
 Errol Barron/Michael Toups  
 632 Pirate Alley  
 New Orleans, Louisiana  
**Owners:** Graham and Ann Stafford  
**Engineer:** Richard O. Powell (structural)  
**Contractor:** Goodyear Construction  
**Photographer:** Alan Karchmer








ERROL BARRON


The owners have been ardent collectors for some time and wanted the interiors to be a neutral background for their painting and sculpture, a collection that includes a good deal of African tribal art. The architect has accommodated these wishes without sacrifice to either domestic function or spatial interest. Color accents are present but they do not compete with or detract from the art work.








BAUHAUS







Private residence Eastern Long Island Mayers & Schiff Architects

## 19

This complex and carefully-studied house rises up from a relatively flat site to give its occupants controlled views of field and pine woods to the north and west, and a superb, panoramic view of dunes and ocean to the south. It is a large house for a large family, with guest functions isolated in an independent, two-story structure to the north.




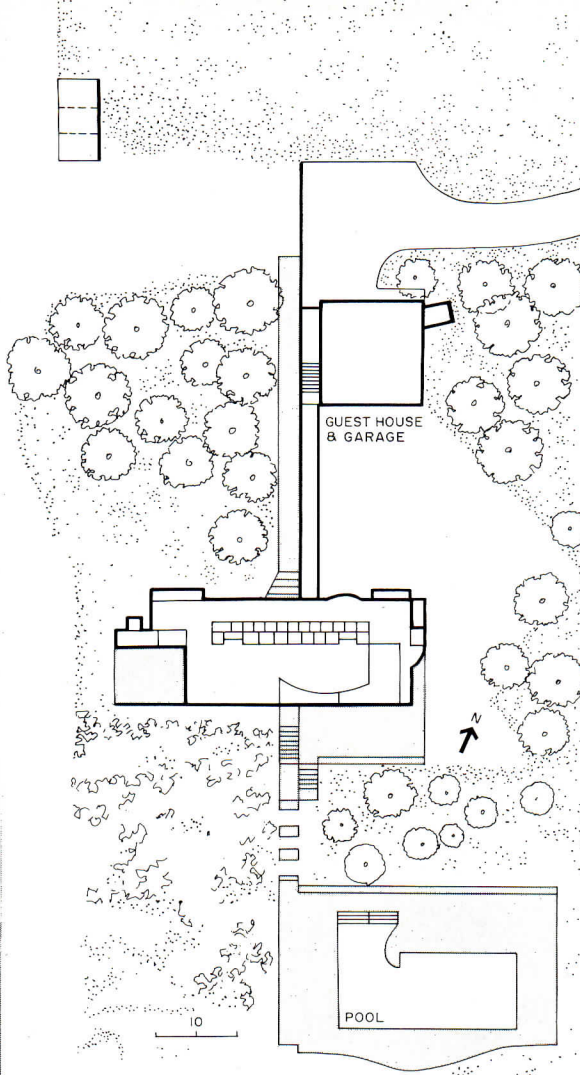

Two devices have been used to unify the plan. Both are unusual. The first is a long exterior wall that separates two side-by-side circulation routes—one the public approach, the other a private, glass-enclosed link between the main house and the guest quarters. A second unifying

device is a pair of structural cores, one in the guest quarters, one in the main house. The cores are necessary as wind-bracing elements because the exterior walls are so fully opened that they no longer act as diaphragms. These cores, enclosing minor spaces, run the full length of each volume and express themselves on the elevations as white, stucco-clad projections that stand in stark contrast to the cedar used to clad the rest of the frame. Inside, the identity of the cores is maintained by lowered ceilings and the use of white-painted gypsum board and white tile, materials and colors that are used nowhere else.

Major spaces take shape around these cores. The heart of the house is a double-height living room joined by a dining room and kitchen that together make a strong linear volume that is open to views on three sides. The master bedroom, over the dining space, opens to a private deck that overlooks the Atlantic.

The site has been as thoughtfully developed as the house. The pine groves were thickened with new planting, and a lawn seeded on the east side of the house. In a sequestered hollow between the house and the line of primary dunes, the architects have developed a gracious swimming pool and surrounding deck.





The pool can be reached by guests through a passage under the house.



**Architects:** Mayers & Schiff & Associates  
30 East 23rd Street  
New York City  
Peter Wheelwright, project architect

**Engineers:**  
Robert Silman (structural)  
Michael Ambrosino (mechanical)  
Robert Freudenberg (electrical)

**Landscape architects:**  
Zion & Breen/Quennel Rothschild  
**Contractor:** Caramagna & Murphy, Inc.  
**Photographer:** Norman McGrath

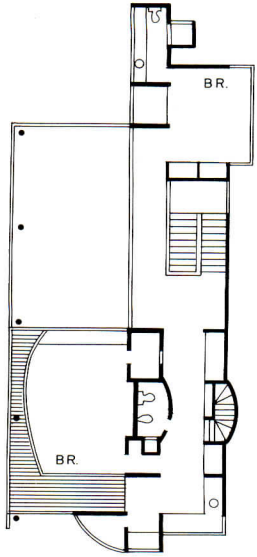




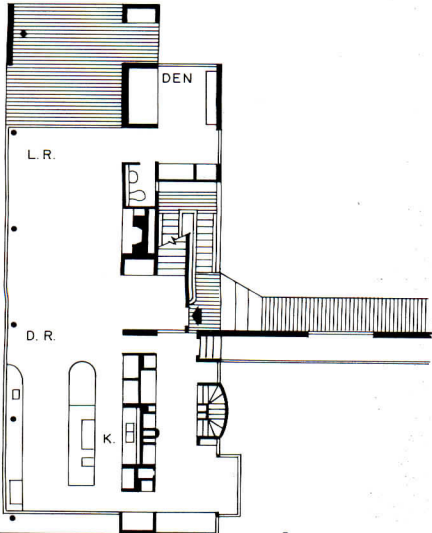
MAYERS & SCHIFF

Much of its delight derives from the concern for detail that has been bestowed so generously on this house by its designers. This high level of detail is visible in every photograph. The range of finish materials includes buff-colored floor tile, cedar boards on walls and ceilings, aluminum and steel sash, double glazing in all openings.







SECOND FLOOR



FIRST FLOOR







Private residence Gainesville, Florida William Morgan, Architect

## 20

Formal, historical, environmental, and even psychological concerns are so well integrated as to be almost indistinguishable in William Morgan's design for this earth-sheltered house in northern Florida. The house takes the form of two separate truncated pyramids, related corner to corner, and linked by a covered walkway. The larger of the two structures is the residence; the smaller, a detached two-car garage.

To brighten the interiors, Morgan has made extensive use of clerestories, of "sun scoops" that bring in indirect light, and of transparent roofed sections that enclose a swimming pool and a garden

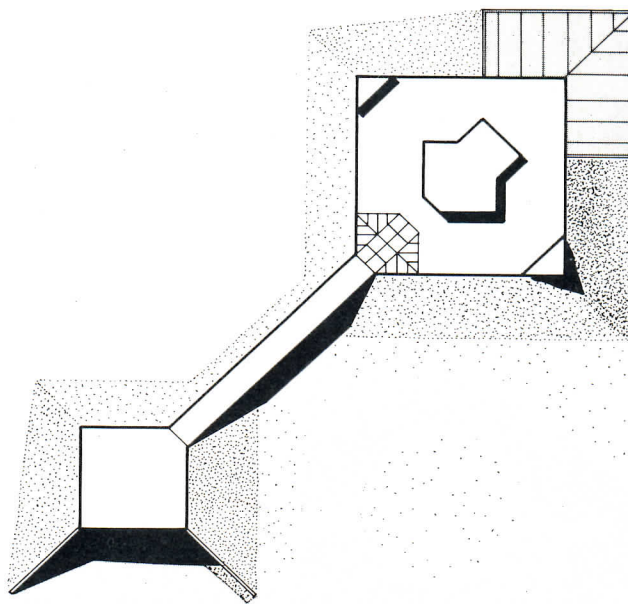

for tropical plants at opposite corners of the main structure. Spaces that are clustered around the living room—spaces that are otherwise internal—borrow light from pool and garden, leaving only the bathrooms with no outside exposure. The result is a house that does not "feel" underground yet enjoys the cost advantages and relative freedom from maintenance of earthform construction as well as the insulation value of several feet of soil tamped up against most exterior wall surfaces.

An "L-shaped" pool projects beyond the living room. It is bordered by a cedar deck and enclosed only with insect

screening that lies in a canted plane that continues and completes the form of the berm. In inclement weather, the pool area can be closed off from the rest of the house by closing a set of floor-to-ceiling sliding glass doors.

The pyramidal forms of the house rise gently out of the forest clearing, recalling the ancient earth mounds of Florida's earliest Indian inhabitants. But Morgan has given the house a sharp definition, and underscored its presence, by revealing its skeletal form in purest white. The result is a very strong design, rich in its imagery and forceful in its assertion of environmental values.





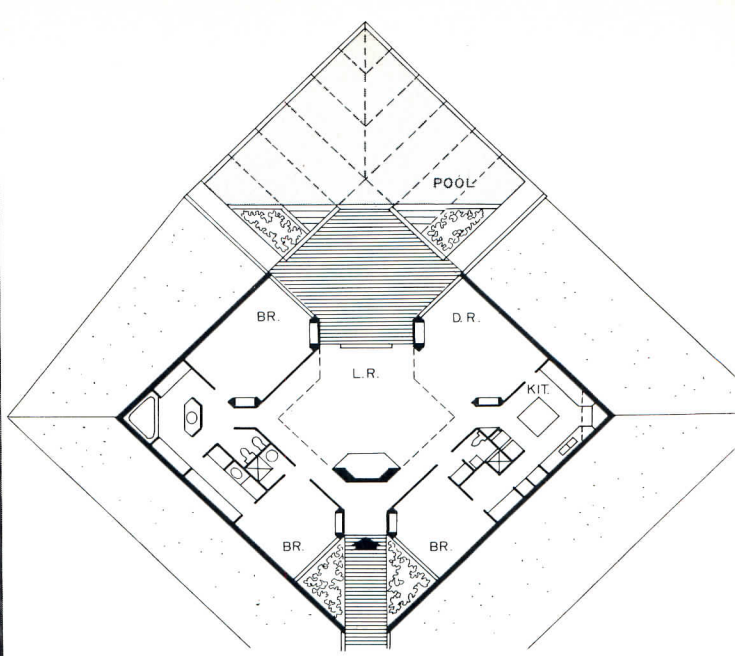
*Architect:* William Morgan  
East Forsyth Street  
Jacksonville, Florida  
William T. Morris, architect-in-charge

*Engineers:*  
H.W. Keister Associates (structural)  
Roy Turknett (mechanical/electrical)

*Landscape architect:*  
Diversified Environmental Planning

*Contractor:* T.J. Kimbrell  
*Photographer:* Bob Braun









WILLIAM MORGAN

The structural system consists of reinforced concrete walls on a reinforced concrete slab. Wood ceiling joists support a conventional built-up roof in-

sulated with fiberglass batts. The earthberm surfaces are planted with jasmine ground cover that contrasts strongly with the retaining walls.



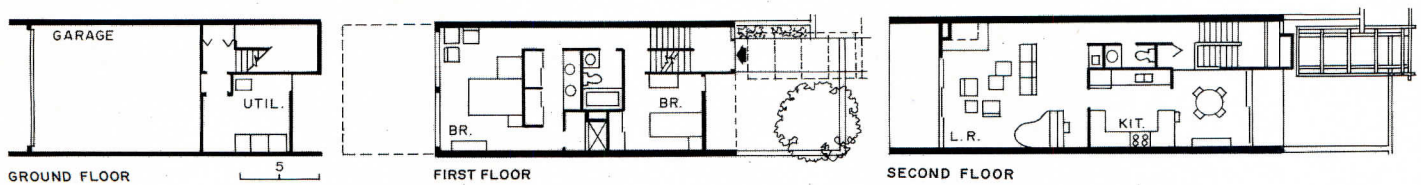


# APARTMENTS OF THE YEAR

**R**ecord Apartments was added to RECORD HOUSES in 1970 to document the achievements of those architects who work in multi-family housing and who have brought to the field a talent for innovation that it had long lacked. Most of these architects design private residences and bring with them skills and insights acquired in house design. In return, they learn something about the economics of development and about designing for large groups known to the architect only through market profiles. The exchange is helpful for all concerned. The four apartment projects that follow attest to this exchange. All are first-rate designs that have succeeded in the marketplace, but each is also shaped by the concerns for land use, for comfort and for visual enrichment that have always been—and continue to be—hallmarks of good residential design.

---





View West Condominiums Kirkland, Washington Robert George Becker, Architect

1

Like the house by the same architect on pages 72-73, the View West Condominiums derive their essential architectural character from the use of aluminum V-beam siding with cap pieces also of anodized aluminum. This treatment extends to the site's retaining walls, giving this condominium complex a uniform striated texture that contrasts richly with the untextured concrete block of the exposed foundations.

The 22 units of the project are grouped around a tennis court, swimming pool and recreational building. All units are sited to afford western views to Lake Washington and the Olympic Mountains.

Each unit is generously scaled and includes a two-car garage, large storage or hobby space, two-and-a-half baths, and enclosed patio gardens in addition to the expected living, sleeping and kitchen spaces. Five basic unit plans are offered and they range between 1,700 and 2,200 square feet of living space carefully distributed over several levels.

The cantilevers and stepbacks of the massing give the design an articulated character, a character that is accentuated by the lively treatment of surfaces and softened by the addition of new landscaping and the retention of mature trees wherever possible.



*Architect:* Robert George Becker  
1918 3rd Street  
Kirkland, Washington  
*Owner:* D, C&M, Inc.


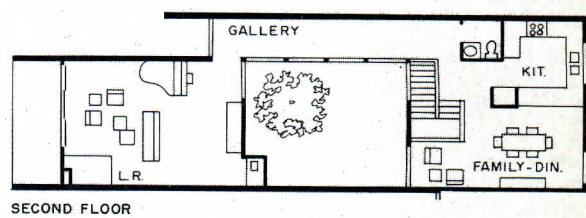
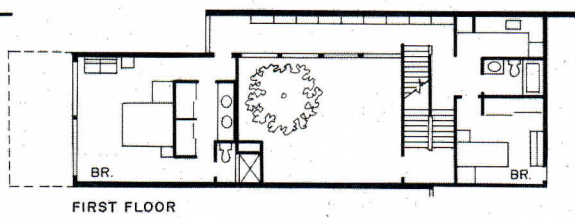
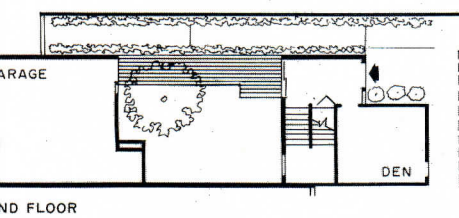


*Engineers:*

Martens, Kratz and Chan (structural)  
Lee Engineers (mechanical)

*Landscape architect:* Beth MacLaren

*Construction management:* Vaux Construction  
*Photographer:* Ray Meuse









Townhouses San Francisco, California Donald MacDonald, Architect

2

The narrowest and steepest of sites on San Francisco's Russian Hill is the setting for this extraordinary townhouse. Built as a speculative venture, the design stacks two separate apartments: a 1700-square-foot lower unit, scaled to the street below and, above it, a 2400-square-foot unit that rises majestically through four levels and gives its occupants spectacular panoramic views of the city and the bay. Access to both apartments is by stair from street level.

The piggyback arrangement is, of course, a response to the site. It generates a massing of dramatic setbacks and offers opportunities for developing ter-

aces and open decks at several levels. The architects have exploited these opportunities fully. In addition, they have taken advantage of the exposure on the upper levels to trap sunlight through floor-to-ceiling walls of insulating glass.

The structure is standard wood construction over concrete foundations that are really a series of retaining walls. The cladding is redwood plywood trimmed with redwood boards. Inside, the floors are oak with extensive carpeting; the walls and ceilings are gypsum board.

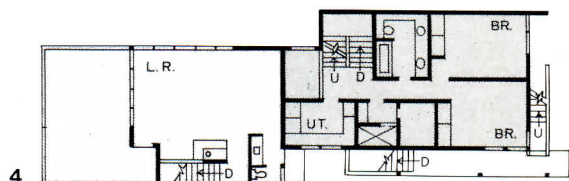
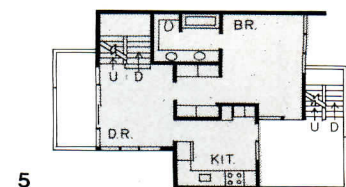
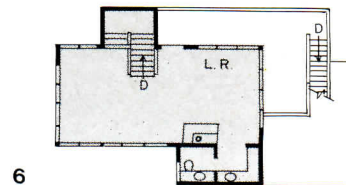
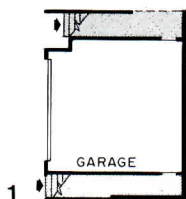
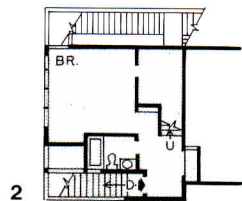
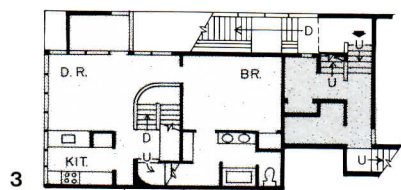
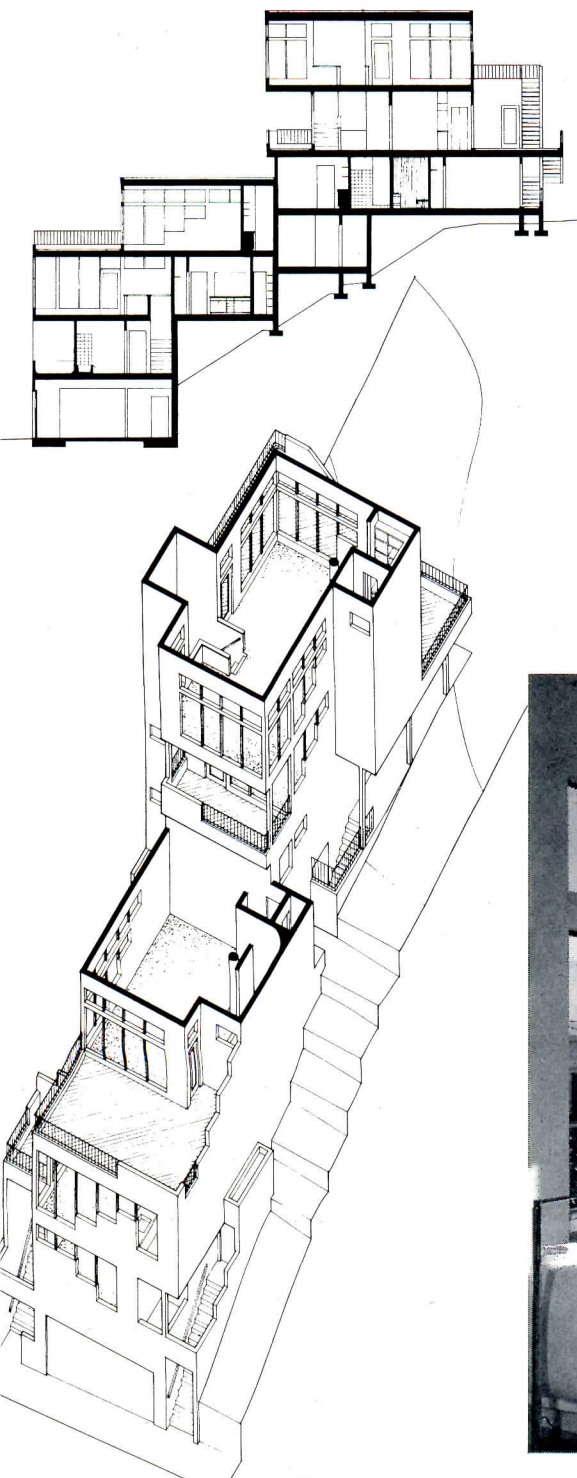
In all its elements, this townhouse is sensitive and eloquent expression of thoughtful planning and design concern.



*Architect:* Donald MacDonald  
Miller-Copeland-MacDonald  
1727 Union Street  
San Francisco, California  
Bill Hull, project manager

*Engineers:*  
Sam Schneider (structural)  
Donald Hillebrandt (foundations)  
*Photographers:* Carl Reik, Joshua Freiwald









Rossmoor Walnut Creek, California Fisher-Friedman Associates

### 3

The site is a rolling hillside overlooking a golf course and a long valley. The program was for 200 units that varied in size between 1600 and 2000 square feet. The architects developed five unit plans. All are flats, and all are accessible with a maximum climb of one-half level from grade. Three of the five units plans are designed for two stories, the other two for three-story structures. All are designed to conform to the site's falling contours.

The three-story structures (foreground in photo above) are fan-shaped to take advantage of the valley views. Circulation is by elevated bridges con-

structed between a central elevator shaft and the rows of apartments. Balconies and bay windows in the three-story structures have been varied in depth and arrangement to enliven the massing.

It was the developer's wish to blend Rossmoor's appearance into a design expression that was generally characteristic of the region and that potential buyers would find congenial and familiar. This led to the white stucco, red tile roof idiom that has been used (and sometimes abused) by decades of California builders intent on creating something "picturesque." But at Rossmoor, these elements have been skillfully massed to eliminate

the clichés, and they have been composed in a site plan that is orderly but pleasantly sinuous.



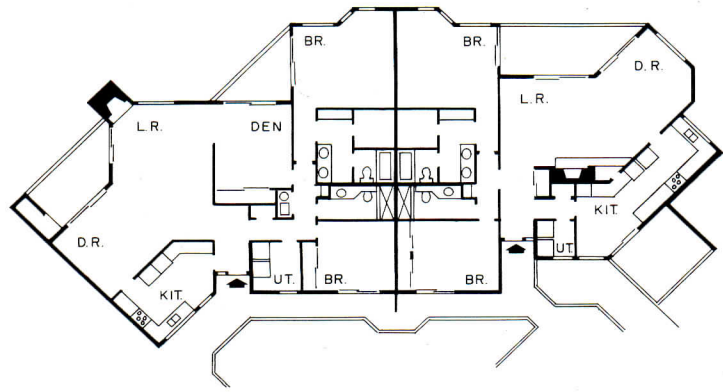


Architects: Fisher-Friedman Associates  
242 California Street  
San Francisco, California

Engineers: Robinson Meier & Juilly Associates  
Robert C. Trockey (site)

Woodward Clyde Associates (soils)  
Landscape architects: Baronian & Danielson  
Contractor: Brian & Murphy Associates  
Photographer: Joshua Friewald









Bedford Mews Westchester, New York Pomeroy-Lebduska Associates, Architects

4

Despite its appealing surroundings—a rural suburban community north of New York City—this eleven-acre site lay neglected because it was sandy and denuded of vegetation, and because it was bounded by a gravel quarry to the east and by a women’s prison to the south. UDC had given up its earlier attempts to build low-income housing on the site and sold the property for private development. The architects’ task was to design 160 units of tightly-clustered housing with a density far in excess of anything around it and in a way that minimized the site’s visual deficits.

*The first buildings opened recently.*


They are two- and three-bedroom townhouses, internally-oriented, and provided with balconies, private gardens and public open space. Each cluster has a central landscaped court 270 feet on a side. Access to the lower level apartments is from this common space (see photo lower right). Access to the upper level units is from outside the cluster (photo above). These upper-level apartments are oriented to the system of walkways. A ring-road cuts around and through the property, and will provide on-street parking for 240 cars.

On the exterior the volumes are carefully articulated to generate a massing

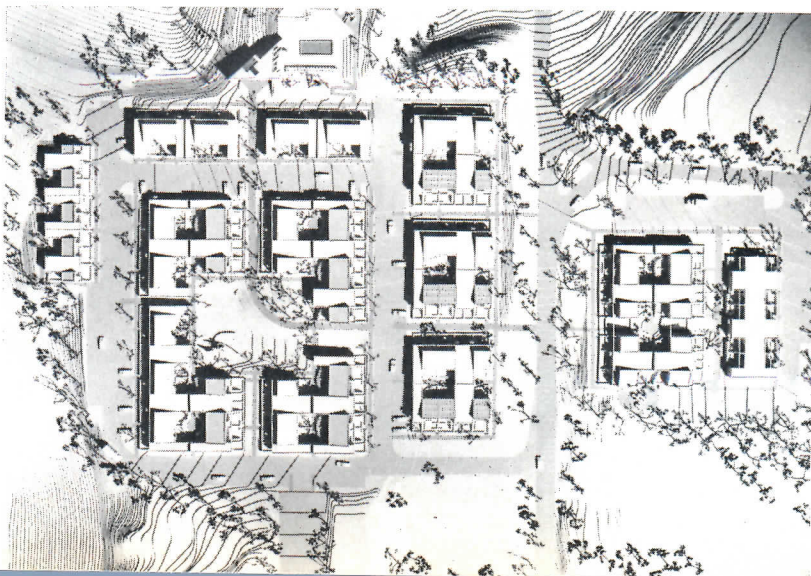
of flat and sloping roof sections. The cladding is white clapboard trimmed with corner boards, a handsome, market-wise imagery that recalls the traditional country houses built in this region for many generations.

Near the center of the project is a large open space set aside for community use. It has been detailed with sitting areas, sculptures, chess tables, bird feeding stations and a series of other small amenities that, together with its architecture, will reinforce the special character of Bedford Mews. And that special character is already emerging with considerable visual force.





**Architects:** Pomeroy, Lebduska Associates  
 2 West 59th Street  
 New York City  
 Richard Foley, Etienne Asztalos,  
 project designers  
**Developer:** Robert Olnick Corporation  
**Engineers:**  
 Raymond Keyes (site)  
 George Langer (mechanical)  
**Landscape architects:** Vreeland and Guerriero  
**Photographer:** ©Wolfgang Hoyt/ESTO

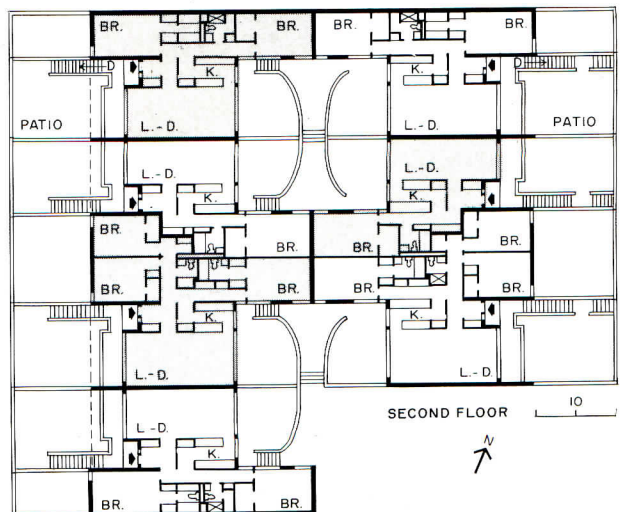






POMEROY-LEBDUSKA

As an "extra," buyers can get an elevated platform—an additional room—built under the roof peak (photo above). At left, a child's bedroom created from loft space.







Architect — William Kessler and Assoc., Detroit, MI  
Contractor — A. Z. Shmina and Sons, Co., Dearborn, MI

## Montgomery Moves People at the Detroit Science Center

This escalator, a thrill in light and motion, is part of the Montgomery-built system which moves people at the new Detroit Science Center. The system includes another similar escalator and a giant elevator that can hold two bus loads of children — that's 140 — or 21,000 pounds. Beautifully and functionally designed for fast, efficient movement of people, these Montgomery escalators and elevators were specified to compliment the Center's unique architectural concept. Montgomery offers total capability in design, production, installation and maintenance of elevator and escalator systems, to assure uninterrupted service and long equipment life.

**montgomery**<sup>®</sup>  
**ELEVATORS/ESCALATORS**  
**POWER WALKS & RAMPS**


*montgomery moves people*

Circle 38 on inquiry card

Montgomery Elevator Company, Moline, Illinois 61265 / Montgomery Elevator Co., Limited, Toronto, Ontario M9B3S5 / Offices in principal cities of North America



For more information, circle item numbers on Reader Service Inquiry Card, pages 159-160



**Openable skylight**



Venting "Skywindows"—engineered for energy efficiency with tight gasketing and specially-designed thermal breaks—are available with 100 per cent acrylic double domes as shown, or with flat insulating safety glass. They also feature fiberglass insulation and integral roof flanges that eliminate on-the-job assembly or flashing. ■ Wasco Products, Inc., Sanford, Maine

circle 300 on inquiry card

**Shower adaptable for retrofit**

A square, see-through shower cabin incorporates a non-slip floor, contoured seat, mono-command hand mixer, water-tight door and many compartments for storage of bath accessories. Called "Antares," the door and side wall are clear metacrylic, with metacrylic reinforced fiberglass for the remaining two walls. All trim and fittings are polished chrome. The unit can be used in retrofit situations as it is pre-piped, requiring simple hook-ups, and comes unassembled. It measures 78 3/4-in. high and 29 1/2-in. wide. ■ Hastings Tile & Il Bagno Collection, Lake Success, NY

circle 301 on inquiry card



**New design for kitchen cabinets**

The "Glacé" kitchen cabinets are sleekly-styled storage modules without any exterior decoration or handles; the units have recessed top and base boards. Designed by Luigi Massoni, they are offered in several genuine wood veneers or in polished high-glass colors. ■ ICF, Inc., New York City.

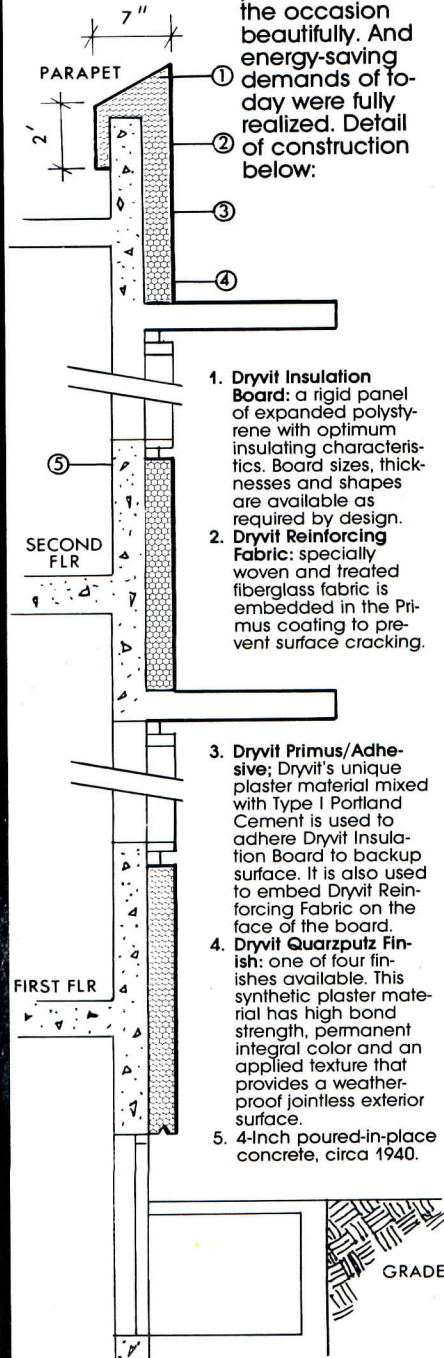
circle 302 on inquiry card  
more products on page 130

**dryvit® System Inc.**  
**OUTSULATION™**

**The answer to retrofit of concrete walls.**

This California retrofit (facing page) had to meet the challenge of poured-in-place concrete walls erected some forty years ago.

Dryvit, in a conventional wet application, rose to the occasion beautifully. And energy-saving demands of today were fully realized. Detail of construction below:



1. **Dryvit Insulation Board:** a rigid panel of expanded polystyrene with optimum insulating characteristics. Board sizes, thicknesses and shapes are available as required by design.
2. **Dryvit Reinforcing Fabric:** specially woven and treated fiberglass fabric is embedded in the Primus coating to prevent surface cracking.
3. **Dryvit Primus/Adhesive:** Dryvit's unique plaster material mixed with Type I Portland Cement is used to adhere Dryvit Insulation Board to backup surface. It is also used to embed Dryvit Reinforcing Fabric on the face of the board.
4. **Dryvit Quarzputz Finish:** one of four finishes available. This synthetic plaster material has high bond strength, permanent integral color and an applied texture that provides a weather-proof jointless exterior surface.
5. 4-inch poured-in-place concrete, circa 1940.

**DRYVIT SYSTEM, INC.**  
420 Lincoln Ave., Warwick, RI 02888  
(401) 463-7150  
Plant Locations: Warwick, RI and Tulsa, OK

Circle 39 on inquiry card



Energy saving can look cool  
in California.



# OUTSULATION™

Massive insulation placed on exterior walls  
got this railroad's retrofit off on a fast track.

Architects Albert C. Martin & Associates faced one of the largest and most complex retrofit jobs in Southern California when the Santa Fe R.R. took over 3 buildings as their Western Regional Headquarters.

The challenge was to retrofit with an emphasis on energy saving. And to accomplish the whole project within a year!

Insulation plans for two buildings called for an exterior system to conserve interior space. And the choice was Dryvit Outsulation. Why Dryvit? Because Dryvit not only met

California's Title 24 energy and insulation code, but it offered many additional advantages.

Dryvit went up fast. The lightweight 3" thick insulation boards on the outside were easy to work with and bonded directly to the existing walls. The Quarzputz Finish, unlike stucco, promised to be crack-free under climate changes. At the same time, Dryvit offered massive exterior insulation that sealed thermal bridges, equalized outside temperature thus minimizing thermal stress.

The Santa Fe Railroad was on the right track with the Dryvit System. Objectives of handsome buildings and energy conservation were met. On time and at a competitive cost.

Let us prove how Dryvit can work for you. Call or write, stating application: new construction or retrofit.

**dryvit**® SYSTEM,  
INC.  
Warwick, RI and Tulsa, OK


420 Lincoln Avenue, Warwick, RI 02888 (401) 463-7150 • Plant Locations:






**ANTIQUÉ BRASS** / A "Florentine" design has been added to this line of cast brass antique finish faucets and tub/shower controls. Handles are available in smoked crystal-like plastic. All fittings have cartridges guaranteed never to leak or drip. ■ Bradley Corp., Menomonee Falls, Wisc.

*circle 303 on inquiry card*




**SOAKING TUB** / A round and deep fiberglass-reinforced plastic tub, the "Mikado" tub may be installed either above the floor in an elevated platform, or sunken to floor level. It may be ordered with the *AquaSpa System* home whirlpool. ■ Eljer Plumbingware, Pittsburgh.

*circle 305 on inquiry card*



**HAND-LOOMED WALLCOVERINGS** / Imported "Dynasty 3" woven wallcoverings provide 88 different textures and colorways for both contract and residential installations. Wallcoverings are 36-in. wide by four yards long per roll; prices range from \$24 to \$39 per roll. ■ Mitchell Designs, Culver City, Calif.

*circle 304 on inquiry card*




**MARIMEKKO WALLCOVERINGS** / Pictured here is "Tulppaani," a small-scale tulip pattern designed by Ristomatti Ratia. Each of these residential wallcoverings coordinates with the colors and patterns of other Marimekko fabrics, linens or furniture. ■ Motif Designs, Larchmont, N.Y.

*circle 306 on inquiry card*



**INSULATING WINDOW** / An aluminum single-hung unit, "Model 80" windows have a spring-loaded balance that allows easy sash removal for cleaning. A bolt on the sash meeting rail lets the homeowner lock the window in any open position. Internal grids may be inserted between the two panes of insulating glass as shown for a Colonial look. ■ Viking Industries, Inc., Portland, Ore.

*circle 307 on inquiry card*

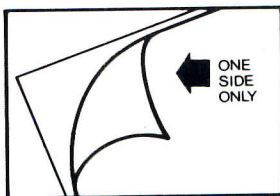


# Gemini™

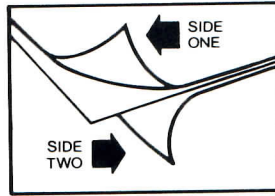


THE STANPAT TWINS

## TWO FILM APPLIQUES FROM A COMMON RELEASE SHEET!



The Old way



The New way

Stanpat, the originator of the time-saving applique system, has done it again! The new economical *Gemini* product has two pressure sensitive sheets on one release liner. This "single sheet" innovation reduces high petroleum-related costs. These savings are passed on to you. Stanpat *Gemini* sheets feed easily and consistently in all plain paper copiers and produce the finest reproduction possible. Simply copy on one side, turn it over, and copy on the other. With this unique construction, there is positively no curl. Ask any engineer why, and he will tell you: "Stanpat has done it again."

# Save 25%

MAIL THE COUPON BELOW AND GET YOUR FREE sample



**STANPAT PRODUCTS, INC.**

366 Main Street, Port Washington, N.Y. 11050  
Telephone: (516) 883-8400-8401

Circle 40 on inquiry card

STANPAT PRODUCTS, INC.  
366 Main Street, Port Washington, NY 11050  
Please send me a FREE sample


Name \_\_\_\_\_  
Address \_\_\_\_\_  
City \_\_\_\_\_ State \_\_\_\_\_ Zip \_\_\_\_\_






**TABLE LAMP** / Cast in the form of a screw from translucent white *Lumacryl*, Paul Mayen's novel table lamp stands 12-ins.-high and takes one 60-Watt bulb. ■ Architectural Supplements Inc., New York City.

circle 308 on inquiry card




**VENTING SKYLIGHT** / A double-dome insulating skylight, "Model DV" *Sky-Vue* has an easy-to-use hand crank to open the unit for ventilation when desired. An integral insect screen is standard on all units; an extension rod for high ceilings is optional. ■ APC Corp., Hawthorne, N.J.

circle 310 on inquiry card



**CASEMENT FABRICS** / All selections in "The New & The Best" line of casement materials are made of inherently flame-resistant *Verel* fabric. There are over 75 different 48-in.-wide patterns, ranging in price from \$4.35 to \$11.70 per yard. ■ Dazian's Inc., New York City.

circle 312 on inquiry card



**STORAGE CREDEZA** / A 1½-in. gauge panel-frame unit, the "Katonah" credenza has three drawers and two touch latch doors with no visible hardware. Piece measures 72-in. long by 29-in. high; it is available in 13 lacquer colors, four woods and four burls. ■ Intrex Inc., New York City.


circle 309 on inquiry card



**WICKER FURNITURE** / Made in Italy of rattans and other reeds, the *Tonda* group features removable channel-quilted upholstery pads covered in hand-printed cotton fabric. The 14 different prints are based on Venetian mosaics.

■ The Wicker Works, San Francisco.

circle 311 on inquiry card



**BATH FITTINGS** / "Tuttoporcellana" china bath fittings are available in blue, white, brown, black and champagne; custom colors may be special ordered. ■ Hastings Tile & Il Bagno Collection, Lake Success, N.Y.

circle 313 on inquiry card  
more products on page 135

## Announcing System V by Elkay... the Versatile Water Appliance for the '80s.



Model Illustrated LSY5-3322-C

**MORE THAN A SINK.** It's all here...designed-in for both beauty and function: the Elkay Stainless Steel Sink, Faucet and Food Waste Disposer plus Instant Hot and Chilled Water Dispensers.

Elkay System V puts it all together to give you the convenience and advantage of using one reliable source of supply.

Write for available free literature on System V. And ask about Elkay's other stainless steel sink/faucet/disposer packages including System IV without the chilled water dispenser.

Elkay Manufacturing Co.,  
2222 Camden Court, Oak  
Brook, IL 60521, Dept. 0-21. **ELKAY**®

Circle 41 on inquiry card





# “There’s a mystique to Redwood that just stops people in the street.”

*by Robert Lawrence, Vice President  
Thrust IV Homes, Inc., Mountain View, Calif.*

“As a quality home builder, we know the importance of curb appeal. And we know we have something special when we get people’s attention before they even get inside the house.

“That’s why we’ve been using Simpson Ruf-Sawn Redwood Plywood as our primary siding for the past 8 years. It produces an incredible response we don’t get with other siding materials.”

The natural beauty and warmth of Simpson Ruf-Sawn Redwood provides outstanding design versatility. But beauty is only the beginning.

Redwood offers excellent durability with minimum maintenance in any climate. So you can count on it to keep looking good.

What’s more, you get these quality features



with the in-place economy of plywood. It’s strong yet lightweight. And gives you all the installation efficiency associated with panel construction.

“Set this siding off with a Redwood deck or trim and nothing comes close to the look. I’m convinced that dollar for dollar, no other

building material can match the beauty, performance and prestige of Simpson Ruf-Sawn Redwood. Or deliver the results.”

For complete design information write Simpson Timber Company, 900 Fourth Avenue, Seattle, WA 98164.



Ruf-Sawn Redwood Plywood  
**Simpson**

Circle 42 on inquiry card



For more information, circle item numbers on Reader Service Inquiry Card, pages 159-160

**READY-MIX PAINTS** / A series of redesigned color cards uses larger-than-usual paint chip samples to display all ready-mixed colors in interior, exterior, enamel and historic lines. ■ PPG Industries, Pittsburgh.

circle 400 on inquiry card

**WOOD DOORS** / Three "Designer Series" fir or hemlock residential door styles are shown in an eight-page color brochure. Included are nine doors with metal grilles, glazed or glass windows, and 15 solid wood doors with carvings and raised panels. ■ Simpson Timber Co., Seattle.

circle 401 on inquiry card

**PATIO DOORS** / Constructed with full insulation and weatherstripping, Vista steel patio doors provide additional security by means of a center jamb. A color brochure illustrates 15-light traditional and one-light contemporary models, available in 2- or 3-door units. ■ General Products Co., Inc., Fredericksburg, Va.

circle 402 on inquiry card

**BATH/KITCHEN IDEAS** / Colorful "Kohler Elegance" brochure presents products and decorating ideas for kitchen and bath. Included are whirlpool baths, shower coves, toilets, kitchen and bar sinks, water-saving faucets and showers, etc. ■ Kohler Co., Kohler, Wisc.

circle 403 on inquiry card

**WOOD PATIO DOORS** / Wood-framed doors with 1-in. insulating glazing are shown in a color brochure. ■ Hurd Millwork Co., Medford, Wisc.

circle 404 on inquiry card

**DECORATIVE LAMINATES** / Color pamphlets display 83 current Dura-Beauty laminate products, including wood grains, marbles and slates, patterns, and solid colors. ■ Consoweld Corp., Wisconsin Rapids, Wisc.

circle 405 on inquiry card

**LIGHTING IDEAS** / Full-line, 160-page color catalog contains residential and commercial lighting fixtures. Photos suggest lighting applications for every room in the house. ■ Progress Lighting, Philadelphia.

circle 406 on inquiry card

**REDWOOD IDEAS** / The "Redwood Book of Could/Book of Wood" suggests do-it-yourself construction projects using redwood,

and describes the various grades of redwood lumber and their applications. Working plans and instructions are given on 23 projects, which include decks, planters, bookcases and benches. Copies are available for \$2.50 each from Simpson Timber Co., 900 Fourth Ave., Seattle, Wash. 98164.

**MYLAR WALLCOVERINGS** / "Magic On Mylar II" brochure shows all 25 repeat designs in 104 colorways offered in this Mylar wallcovering collection. Wallcoverings are gravure-printed on fabric-backed Mylar grounds, pre-trimmed, scrubbable and strippable. ■ James Seeman Studios, Garden City Park, N.Y.

circle 407 on inquiry card

**CERAMIC TILE** / Sixteen-page brochure contains color photos of design ideas for kitchens, baths, livingrooms, foyers, and recreation areas. Ceramic tile is shown used as countertops, in fireplaces, atriums, etc.; color coordinates with other fixtures and appliances are suggested. A charge of 50 cents should be mailed to American Olean Tile Co., Lansdale, Pa. 19446.

**WINDOW DECORATING** / Color photos show what professional decorators have done with windows using mini-slat "Riviera" blinds, and suggests solutions to common and uncommon problems. Other products included are vertical blinds, weaves and "Counterpoint" windows. ■ Levolor Lorentzen, Inc., Hoboken, N.J.

circle 408 on inquiry card

**NATURAL FIBERS** / A six-page, fold-out brochure describes the advantages, application and installation techniques of wallcoverings and upholstery offered through this Association. ■ Belgian Linen Association, New York City.

circle 409 on inquiry card

**1980 WOODBOOK** / The "1980 WoodBook," the annual reference book from the wood industry's associations and manufacturers, is now available. It includes detailed information on current products and their applications. ■ The WoodBook, San Francisco.

circle 410 on inquiry card

more literature on page 146

# Roto Roof windows helped bring Faneuil Hall Market to light.




Benjamin Thompson & Associates, Cambridge, Architect; The Rouse Company, Columbia, MD, Developer.

When Boston's historic waterfront marketplace was chosen for restoration, we were there. With the Roto Roof windows that let the sunshine in and encouraged visitors to linger... in the Fine Arts Museum, in restaurants and shops.

Our Roto Roof windows are being used in major projects all over the country. In residential, business, educational and recreational buildings. Helping make ordinary buildings extraordinary by letting in the light. Also helping architects by allowing them to use light creatively and by increasing the amount of a building's usable space.

Weather tight and easy to use, Roto Roof windows, unlike most other roof windows, come with functional screens that allow maximum ventilation. They can even function as a kind of passive solar energy. Roto Roof windows. Beautiful and practical. Chosen for hundreds of projects all over the country. Let Roto Roof windows bring *your* project to light. For more information, sizes and specifications, call toll-free 1-800-243-0893.



Roto Roof windows at Yale University Edward L. Barnes, New York/ Herbert S. Newman, New Haven, Architects.



Roto Frank of America, Inc.  
P.O. Box 157, Centerbrook, CT 06409  
Spencer Plains Road, Old Saybrook, CT 06475

Circle 43 on inquiry card





**We created an exquisite experience surrounded by sculpture: The Prima VI.™**

As you see it here, The Prima VI will be noticed by more than 37,000,000 prospective whirlpool bathers in 40 national magazines.

**Advertising support**, in the form of the largest advertising campaign in the industry, is just one of the ways Jacuzzi Whirlpool Bath will be offering you more this season.

**Experience:** The Prima VI is a product of 25 years' experience, during which we've pioneered and patented industry advances such as venturi inlets, a quieter air induction sys-

**THE PRIMA VI.**  
*And why millions won't consider anything else.*

tem, and our world-famous pumps.

**Expertise:** Like each of our units, The Prima VI is a completely engineered, non-corrosive system. Additionally, faucets and fill spouts have been built into the sleek design. It arrives ready to install, preplumbed, and factory tested, with UL and IAPMO approval.

**Choice:** Lovely as it is, The Prima VI is only one model from the largest product line in the industry.

**Profit:** With all this going for it, there's more: The Prima VI offers the Jacuzzi® name.

Instantly recognized, and more frequently asked for than any other. Why trust your good name to something less?

Send today for a copy of the catalogue millions will be asking for. Or call toll free

**(800) 227-0710.**



© 1980 Jacuzzi Whirlpool Bath

*Anything else is something less.*

Write P. O. Drawer J, Walnut Creek, CA 94596. In California, Alaska and Hawaii, call (415) 938-7070.

Circle 44 on inquiry card






**COLONIAL COLUMN** / The structural *Dura-glass* tapered column is now available in fluted as well as smooth versions. Columns come in diameters of up to 12-in., and lengths from 8- to 18-ft. *Dura-glass* columns are guaranteed for 30 years. ■ D.F.G. Corp., Auburn, Wash.

*circle 314 on inquiry card*




**ENERGY-EFFICIENT FIREPLACE** / Model 3138 "Energy Pack" combines outside air for combustion with internal forced-air heat circulation and glass doors. Adjustable dampers on the two outside air vents regulate the amount of air for most efficient burning, and create an air-tight seal when closed. The zero-clearance fireplace, chimney systems and doors are all UL-listed. ■ Heatilator Fireplace, Vega Industries, Inc., Mount Pleasant, Iowa.

*circle 315 on inquiry card*




**PRESSED METAL CEILINGS** / Decorative pressed-tin plated ceiling sheets are made from original dyes, in styles ranging from Greek Revival to Victorian to Art Deco. The various six-in., one- and two-ft designs come on two- by eight-ft sheets. The bright silvery finish may be treated with clear lacquer, oil-base paint, or left as is. Cornice units are also available. ■ Chelsea Decorative Metal Co., Houston.

*circle 316 on inquiry card*



**WASHERS/DRYERS** / Solid state touch controls set into a linear console allow the user to select the exact wash option, temperature and water level setting, and rinse method desired. LED sequential indicator lights show what cycle was selected and what phase the wash is currently in. ■ Whirlpool Corp., Benton Harbor, Mich.

*circle 317 on inquiry card*



**PORCELAIN FAUCETS** / The all-brass "Reminiscence" line of wide spread faucets and four-in. center sets are finished with porcelain in either pure white, or white with floral motifs in either yellow or blue. Lever and cross handles are available. ■ Bathroom Jewelry, Inc., Los Angeles, Calif.

*circle 318 on inquiry card  
more products on page 136*

## SCAMP sound masking helps keep your office door closed even if you don't have an office door.

Can improve worker efficiency and executive privacy in open office environments.

The incorporation of an unobtrusive SCAMP sound masking system into open office environments is essential to maintaining speech privacy. It reduces the effects of speech, business machine and other distracting noises exterior to an open office area. The background sound that SCAMP provides is electronically produced and specifically tuned to provide the degree of privacy required. For example, SCAMP units can be adjusted for the normal privacy office workers need to perform their assignments efficiently. And, as well, for the confidential privacy executives may require. SCAMP also provides a medium for voice paging, music or emergency tone bursts.

SCAMP is a lightweight, self-contained solid-state device that uses less than 3 watts of power and requires no maintenance. Available in exposed or plenum models, it's easy to install and its cost is quickly paid for in more productive man-hours. That's why there are more than 10 million square feet of office space covered by SCAMP systems right now and more being installed every day.

Besides individually tunable SCAMP units we also offer centrally controlled systems. The best way to find out about your requirement is to send us a floor plan for a free analysis. We'll examine it and determine the best sound masking plan for you based on both the masking efficiency and cost effectiveness. Write today or call for further details.

The ultimate in speech privacy by the leader in sound masking.

### Control Electronics Co., Inc.

107B Allen Boulevard, Farmingdale, N.Y. 11735 • (516) 694-0125


Sales Reps Wanted: Florida, Wisconsin, Illinois and all territories west of the Mississippi. Write or call Jack Leonard.



*Circle 45 on inquiry card*

SEE OUR CATALOG IN THE SWEET'S FILE AT 9.1/C1






# WOOD BURNING EFFICIENCY from

## TIMBERLAND FIREPLACE FURNACE

LOOKS LIKE A FIREPLACE — HEATS LIKE A FURNACE

### SAVE MONEY & ENERGY!

- Uses fresh outside air, through a thermostat for combustion.
- Produces heat by natural circulation of air.
- Offers beauty and warmth, with tempered glass door.
- Rugged 3/16" plate steel construction for years of service.
- Available in single or double wall installation.



**Messer  
Machine &  
fg. inc.**

Hwy 60-71 North Windom, MN56101  
Phone: (507) 831-1904

Circle 46 on inquiry card




**KITCHEN SINK** / This double-bowl stainless steel sink combines smooth, satin-finish bowls with a mirror-finish ledge and deck that works well with highly polished chrome deck faucets. Other features include extra-deep drainwell, wrap-around mounting flange, and sound-dampening pads. ■ Jensen-Thorsen Crop., Addison, Illinois.

circle 319 on inquiry card




**WEIGHT-DRIVEN CLOCKS** / American-made re-issues of classic 19th century timepieces are available in limited editions. Styles include an 1842 Willard-style Banjo, an 1860 Figure-Eight, and an 1870 European Vienna Regulator. Clocks have an eight-day brass movement; cabinets are handmade from fine woods. ■ The E. Howard Clock Co., Waltham, Mass.

circle 320 on inquiry card



**WOOD PRESERVATIVE** / The new "Weather Screen" is an exterior water repellent, wood preservative stain. Available in 10 semi-transparent colors, its was developed for use on exterior wood materials such as decks, fences and siding. ■ Olympic Stain, Bellevue, Wash.

circle 322 on inquiry card



**CONTEMPORARY HARDWARE** / Free-form sculptures in geometric shapes are offered for doors, cabinets, faucets and other bath fittings. The hardware comes in either mirrored chrome or gold finish. ■ Sherle Wagner International, Inc. New York City.

circle 323 on inquiry card



**COMPACT ICE MAKER** / A compact freezer with automatic ice maker, the "Beverage Center" fits under the counter in the den, bar, recreation room, etc. A removable thermal barrier inside the one-piece molded interior permits operation as a combination ice-maker refrigerator. ■ Mervel Div., Dayton-Walther Corp., Richmond, Inc.

circle 321 on inquiry card



**SLATE-LOOK FLOORING** / A 1/8"-in. thick tile with no-wax wear layer, "Carleton Park" durable flooring offers a pattern of octagonal shapes in terra cotta, cream, brown or white colorways. ■ Flintkote Co., Dallas.

circle 324 on inquiry card  
more products on page 138



## Hoboken Wood Floors

969 THIRD AVE., (CORNER 58th ST.) NEW YORK CITY  
100 WILLOW ST., EAST RUTHERFORD, NEW JERSEY  
(212) 759-5917 (201) 933-9700

Floor shown; Canterbury pattern by Sykes

Circle 47 on inquiry card

Send for catalog



# NO WOOD SELLS ON SITE LIKE NATURAL REDWOOD

It's a fact: Site-scaping with redwood sells your projects—and keeps on selling them for years afterwards—as no chemically treated wood can.

- Redwood's resistance to warping, checking and splitting is natural. So whatever you design and build will *stay* true to form. Chemical treatments cannot make other woods duplicate this performance.

- All-Heart redwood's natural resistance to insects and decay goes all the way through the wood, protecting sawn ends as well as surfaces.

- And no other wood works as easily. Or takes and holds a finish better. Or needs a finish less. Or ages as gracefully as redwood.

No chemically treated wood can look, perform, or sell your projects like redwood. Because that's the way nature designed it.



California Redwood Association • One Lombard Street, San Francisco, California 94111




# REDWOOD

LIVING WITH NATURE


Circle 48 on inquiry card





**ROLLING CUBE** / Constructed of epoxy-painted steel with a clear plastic top, this "Rolling Grid Cube" works as both a table and as a storage unit. Mobile cube comes in white with black casters. ■ Beylerian, New York City.

*circle 325 on inquiry card*




**NEW FABRIC COLLECTION** / Consisting of 87 linen wallcoverings in a variety of textures, this collection ranges from 24 to 54 in. wide. Many of these will be displayed in the Thybony Wallcoverings and Belgian Linen Association showrooms at NEO-CON. ■ Croftercraft, New York City.

*circle 326 on inquiry card*



**CABINETS** / Featuring solid oak doors and a horizontal slat effect, "Slatted Oak" is available in an assortment of custom finishes and accessories. ■ Mutschler, Nappanee, Ind.

*circle 327 on inquiry card*



**KITCHEN CABINETS** / Constructed of *Execite* laminate with flush doors and completely concealed self-closing hinges, "Ultima" cabinets are said to provide a European look at American prices and sizes. Offered in either white or Sylvan oak finishes, "Ultima" cabinets offer a full line of practical space-saving interior accessories. ■ Excel Wood Products Co., Inc., Lakewood, N.J.

*circle 328 on inquiry card*



**GRILL/RANGE/OVEN** / Freestanding and drop-in cooking centers, "4800 Series" units feature a "Selective-Use" oven that converts at the turn of a dial from a conventional bake or broil mode to a convected heat oven. ■ Jenn-Air Corp., Indianapolis.

*circle 329 on inquiry card*



**ENERGY-SAVING DISHWASHER** / More insulation and a booster water heater in "Energy Saver IV" dishwashers allow the homeowner to lower the setting on residential hot water heaters to 120 F, the temperature recommended for all other household uses. An "Automatic No Heat" drying feature eliminates the heating element. ■ Hobart Corp., Kitchen Aid Div., Troy, Ohio.

*circle 330 on inquiry card  
more products on page 140*



## **the plastic-domed ventilating skylight**



Skylighting is the way to create beautiful light-filled rooms, to add new dimension and greater flexibility to interior and exterior designs.

**VENTARAMA SKYLIGHTS OFFER PASSIVE SOLAR HEAT, NATURAL AIR CONDITIONING, and can be used in any climate on any roof.**

- COPPER FLASHED • SHATTER-PROOF • INSULATED DOME • SCREENING AND SUNSHADE • OPERABLE BY MANUAL, POLE, OR ELECTRIC MOTOR.

**VENTARAMA<sup>®</sup>  
SKYLIGHT CORP.**

75 Channel Drive, Port Washington,  
New York 11050 (516) 883-5000



*Circle 49 on inquiry card*

*Circle 50 on inquiry card*



# Belgian linen wallcoverings. There's nothing like natural beauty.

Design a natural environment  
starting with the natural beauties from  
CrofterCraft. All are pure imported  
Belgian linen. All have a Class A Flame Spread  
Rating in accordance with the ASTM-E-84 Tunnel Test.

For a list of distributors write to:




**CrofterCraft**  
Reg'd

104 West 40th Street  
New York, N.Y. 10018  
(212) 221-0800

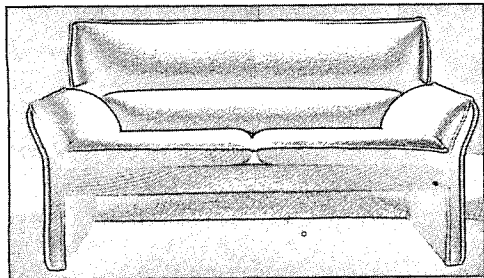







**URETHANE FABRICS / LUXURETHANE** "duplex" has a design pattern of divided diamonds on the diagonal, specifiable on urethane fabrics for upholstery and wallcoverings. ■ Gilford, Inc., New York City.

*circle 331 on inquiry card*



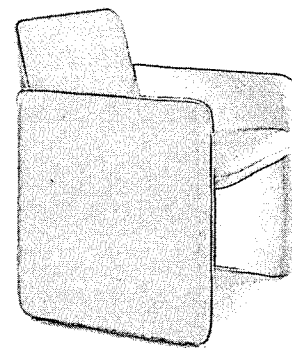
**LOUNGE SEATING** / Constructed with resilient flame-retardant polyurethane foam over a tubular steel frame, this lounge seating line designed by Piazzesi consists of an armchair, a two-seater, and a three-person sofa. Units are available in a large selection of fabrics and colors. ■ Castelli Furniture, New York City.

*circle 332 on inquiry card*




**HIGH BACK LOUNGE** / Designed by Hans Eichenberger, this lounge has a polished chrome tubular bent steel frame with leather and/or canvas seats. The seat and back has three-position pivot and headrest cushion is adjustable. A clamp-on table fits all the "Eichenberger" models. ■ Stendig, Inc., New York City.

*circle 333 on inquiry card*




**THIN-LINE CHAIR DESIGN** / A shaped, kiln-dried ash frame creates a thin 3-in. wide seat, back and side panels of this new "S" chair. It is 26-in. wide, 24-in. deep with 18-in. seat height. ■ Scope Furniture Ltd., New York City.

*circle 335 on inquiry card*



**PINDOT PATTERN** / Made from Badische's Zelflon nylon with a wool-like luster, "Classic" commercial carpeting provides good soil hiding capabilities and anti-static protection. The carpet has a warranty for five years of heavy-traffic use. ■ Patrick Carpet Mills, Compton, Calif.

*circle 334 on inquiry card*



**MOLDED CONTRACT CHAIR** / Upholstery and cushions are eliminated through a molding process of black urethane foam. Each contoured part is completely washable. ■ Atelier International, Ltd., New York City.

*circle 336 on inquiry card  
more products on page 149*

*The beautiful look in home refrigeration*

**SUB-ZERO**

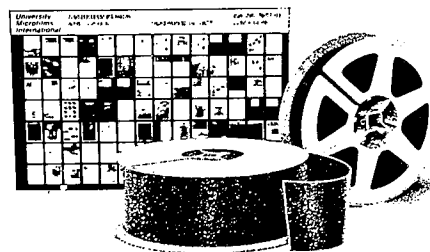
Elegant yet versatile, the all-refrigerator and all-freezer Sub-Zero models featured above are true built-ins that flush with base cabinets. Providing a combined storage capacity of 41 cu. ft., these like all Sub-Zero units will blend with any interior by accepting front and side panels to complement any decor. Other combination models up to 33 cubic feet are available including side-by-side, over-n-under, in widths of 30" to 48". Sub-Zero also offers several undercounter models and ice-makers. All units are factory tested for total performance. Available in Canada.

SUB-ZERO FREEZER CO.  
P.O. Box 1130  
Madison, WI 53711  
608/271-2233

send 25¢ for colorful brochure

*Circle 51 on inquiry card*

**this publication  
is available in  
microform**



Please send me additional information.

**University Microfilms International**

300 North Zeeb Road  
Dept. P.R.  
Ann Arbor, MI 48106  
U.S.A.

18 Bedford Row  
Dept. P.R.  
London, WC1R 4EJ  
England

Name \_\_\_\_\_  
Institution \_\_\_\_\_  
Street \_\_\_\_\_  
City \_\_\_\_\_  
State \_\_\_\_\_ Zip \_\_\_\_\_

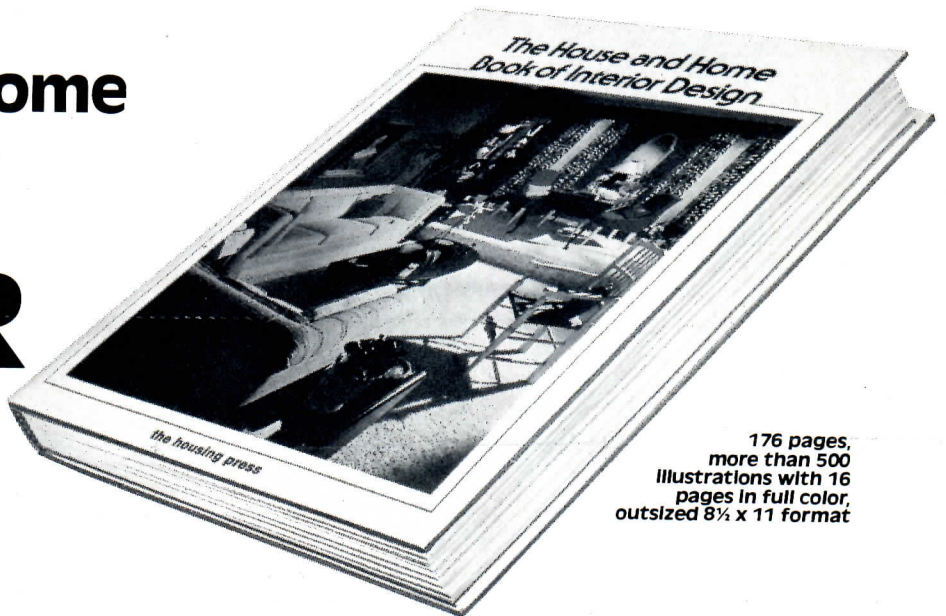


# Creative, workable ideas that reflect today's demands for livability and comfort...

## The House and Home

# BOOK OF INTERIOR DESIGN

By the housing press



176 pages,  
more than 500  
illustrations with 16  
pages in full color,  
outsized 8½ x 11 format

Leaf through the pages of this lavishly illustrated book for dozens of creative—yet completely practical—decorating ideas that can make a room, an apartment, or an entire house come alive with a new breath of beauty and personality. Ideal for helping clients visualize your proposals, the book is a source of inspiration and problem-solving techniques for architects, decorators, and builders.

More and more people are turned off by the “way out” plans advocated in many books and magazine articles. Let this exciting volume, created by the editors of *House and Home*, help you discover how to meet the needs of today's lifestyles—with effective use of materials, colors, furniture, lighting, and accessories.

### Helps You Advise Clients

The book covers every aspect of interior design for you, from overcoming structural problems to the creation of an environment that will reflect your client's ideas of style and comfort. Rooms too small? Windows too large? Fireplace

off center? See how *House and Home's* professionals solve these and many other problems—and offer alternatives that satisfy every owner's interests and tastes.

### Reinforces Your Own Work

Typical design-for-designer's sake often result in poor decisions: clients buy furniture and accessories too hastily, are influenced by less than permanent surroundings, and reach for over-customized decorative effects. Avoid these pitfalls by offering choices (the book contains one of the most complete summaries of furniture ever published) that clients will live with happily. Help them select the right treatment for floors, walls, or ceilings, whether in living rooms or kitchens, bedrooms or baths, foyers and other areas, even in attics and basements which aren't usually treated in decorating books.

While aimed at clients, the volume was prepared by top specialists at *House and Home*, a leading publication in the building field, and every chapter contains sound, practical advice

you can use to help find creative solutions. It is completely up to date and covers every decision-making area.

### Complements All Other Reference Books You Own

Since the book deals with every space in the home—plus ideas that help bring the outdoors inside—and then *puts it all together* in a final chapter, you will use the guidance it offers again and again in many different situations. It is based on the professional decorator's point of view, but “translated” into the home owner's language. Whether you want to get around the traditional rules governing the use of color (which often hamper creativity), suggest built-ins (to solve troublesome space problems), or brighten dark areas (and make complete visual changes), this exciting book will give you immediate answers to the most tricky decorating challenges and help you help your clients create an ideal environment.

Examine this book for 15 days on approval. Use the coupon to order your copy now. **SAVE MONEY: Remit with the coupon, plus local tax, and McGraw-Hill pays postage and handling costs. Same 15-day return and refund privileges still apply.**

### Architectural Record

AR RH-80

1221 Avenue of the Americas, New York, NY 10020

Please send me *The House and Home BOOK OF INTERIOR DESIGN* (030473-4) for 15 days on approval. In that time, I will remit \$16.95, plus local tax, postage, and handling, or return the book with no further obligation. I understand that if I remit with this order, plus local tax, McGraw-Hill pays all regular postage and handling, and that I may return the book in 15 days for a full refund.



Name \_\_\_\_\_


Address \_\_\_\_\_

City \_\_\_\_\_ State \_\_\_\_\_ Zip \_\_\_\_\_

(This offer good only in U.S. and is subject to acceptance by McGraw-Hill).

03K-663-4005-3





## Always open.

Trus Joist Corporation's wood and steel TJ/50 series trusses are always open for ductwork, plumbing and wiring. This feature really cuts installation costs, and often eliminates the need for costly suspended ceilings.

In many 7-Eleven stores, the open-web structure is used for return air-flow to the air-conditioning system. To support roof-top mechanical units, two TJ/50 series trusses are provided, fastened together for easy installation.


Trus Joist precision engineering and stringent manufacturing requirements ensure a high quality product that's simple to use and easy to install.

Like 7-Eleven stores, Trus Joist is local and convenient. Over 100 sales offices dot the map. 180 field representatives are always ready to respond to local problems and special requirements.

They are open to your inquiries.

 Wood Technology Leader for 20 years.  
**TRUS JOIST CORPORATION**  
P.O. Box 60-A • Boise, Idaho 83707 • (208) 375-4450

COMPLIMENTARY COPY of our 94-page technical support manual will be delivered by a Trus Joist representative on request. Please write on your company letterhead to the address below.







# "With REZ® Wood Stains we get a unique combination of color selection, service and technical support".

Walton L. Bazemore, A.I.A.  
Maddox and Associates, P.C.  
Savannah, Georgia



The exterior of this striking home designed by Walt Bazemore is made entirely of cypress and stained with REZ Oil Type Semi-Transparent Wood Stain. A variety of Pittsburgh® Paints were also used throughout the interior.

"We knew from past experience that we would get a durable, quality product when we specified REZ Wood Stains for this home," says Mr. Walt Bazemore. He continued, "Other equally important factors in our decision to use REZ Wood Stains were color selection plus nearby service and technical support . . . from the Pittsburgh Paints distributor in Savannah. These add up to an economy of time that's difficult to measure in terms of dollars and cents."

If you're specifying or using stain on your next project, consider these plus benefits of REZ Wood Stains.

- "Now" colors — 145 REZ Wood Stain Colors or we'll match most

any color you have in mind.

- Quality and durability that have been proven for over 30 years.
- Fast service from a nearby Pittsburgh Paints distributor — and a **single source** if you need both **stain and paint**.
- Technical support from one of the nation's leading paint and coatings manufacturers. Assistance on **your specific project**, if necessary, is available from your local PPG Representative.

See Sweets File 9.9/PPG or get our 8-page brochure by mailing the coupon.

PPG INDUSTRIES, Inc., One Gateway Center—3W, Pittsburgh, PA 15222

Please send 8-page brochure regarding Rez Wood Stains.

Please have representative call.

Name \_\_\_\_\_

Title \_\_\_\_\_

Company \_\_\_\_\_

City \_\_\_\_\_ State \_\_\_\_\_ Zip \_\_\_\_\_

AR 5

**PPG: a Concern for the Future**

# PITTSBURGH PAINTS

Manufacturers of Rez® Wood Stains and Varnishes in U.S.A.





**HOT TUBS** / A 12-page color catalog describes a full line of redwood hot tubs for home, spa or club, from a manufacturer with 84 years of tub construction experience. ■ TubCraft, Inc., Long Island City, New York.

*circle 420 on inquiry card*

**RATED WALL ASSEMBLY** / A non-bearing wall assembly featuring stucco application has received ICBO approval for a 1-hour fire rating; detail drawings and test reports are available on the metal lath and stud construction. ■ Keystone Group, Santa Clara, Calif.

*circle 421 on inquiry card*

**ROOFING PRODUCTS** / 1980 catalogs on a full line of residential and commercial roofing specialties cover roofing shingles, commercial roofing systems, insulations, and roof maintenance products. ■ The Celotex Corp., Tampa, Fla.

*circle 422 on inquiry card*

**EXPANSION JOINTS** / Color brochure describes expansion joints designed to stop damage due to expansion and contraction, flexing, shrinkage and other causes. Literature is divided into sections which give information locating expansion joints, how to specify them, and application details. Also included are ideas for decorative treatments possible with these joints. ■ Keene Corp., Vienna, West Virginia.

*circle 423 on inquiry card*

**HARDWOOD FLOORING** / Institutional, commercial and residential floors are shown in a color catalog. Products range from "Custom Classics" and "End Grain" floors to basic plank and parquet. Floors are available both prefinished and unfinished to allow custom stains and finishes. ■ Kentucky Wood Floors, Inc., Louisville.

*circle 424 on inquiry card*

**ROOF MAINTENANCE/RESTORATION** / Solutions to particular built-up roofing problems are discussed in a 12-page color booklet. Included are *Thermocore* infrared roof analysis; preventive maintenance and restoration programs; the *BUR-mastic* cold process built-up roofing system; and the *Tremline* roof assembly, an elastomeric single-ply roof membrane. Performance advantages for each roofing alternative are presented, along with a discussion of the particular roofing problems each is designed to remedy. ■ Tremco, Cleveland.

*circle 425 on inquiry card*

**SECURITY VAULT** / Made entirely of heavy-plate steel, the "Pro-Steel" security vault provides residences, offices and institutions with theft-proof storage for valuables, firearms, medications, etc. Models weigh from 700 to 1100 lb; 80-in.-high vaults are designed to fit a standard door frame and are easily "built into" closet space. Interior shelves are adjustable, covered with carpet material, and can be ordered with fittings to hold up to 23 long guns. ■ Provo Steel & Supply Co., Provo, Utah.

*circle 426 on inquiry card*

**SECURITY SCREENS** / Fully illustrated catalog demonstrates how stainless steel wire cloth security screens protect against forced entry, vandalism and contraband movement in public housing, commercial building, prisons, hospitals, detention homes, etc. Quick-opening latch systems and bit key locks are available. ■ Kane Mfg. Corp., Kane, Pa.

*circle 427 on inquiry card*

**CERAMIC TILES** / Full-color catalog presents a complete line of ceramic wall and floor tiles, with information on tile shapes, sizes and colors. Products include glazed wall tile, unglazed quarry-type pavers, ceramic mosaic and various specialties, decorative insert tile, conductive tile, trim, bath accessories and installation products. Color photos show different architectural applications of ceramic tile. ■ Romany-Spartan, United States Ceramic Tile Co., Canton, Ohio.

*circle 428 on inquiry card*

**DUCT INSULATION** / *Microlite* fiberglass thermal insulation for rectangular and round sheet metal heating or cooling system ducts is described in a product data sheet. The flexible blanket is available plain, or with a UL-rated FSKL kraft paper laminate. *Microlite* duct insulation may be attached with various mechanical fasteners or adhesives. ■ Johns Manville, Denver, Colorado.

*circle 429 on inquiry card*

*more literature on page 150*

 **sitecraft**  
by **ROSENWACH** inc.

## BENCHMANSHIP...

Obvious craftsmanship and design excellence come built into every Sitecraft wood bench.

Now available in eight different styles and 32 different sizes – all with optional pedestals.

**Sitecraft** 40-25 Crescent St., L.I. City, N.Y. 11101  
Phone: 212-729-4900. Outside N.Y. call toll free: 800-221-1448

**Sweets 2.15si**

Circle 54 on inquiry card



# INSPIRATIONS

Form and function unite in a distinctive line of luxury bathroom fixtures and fittings to inspire new dimensions in bathroom design.

Called The Gallery Collection by Eljer, each piece is an exceptional sculpture combining classic form and stunning simplicity. In appealing colors, like new Eljer Cocoa, they have almost limitless versatility to permit you to create exciting luxury bathrooms in any bathroom style and decor.

## A COLLECTION OF INSPIRING BATHROOM DESIGNS

To stimulate new ideas for unique and imaginative bathrooms, Eljer commissioned the creation of a series of dramatic, innovative bathroom designs, in a colorful brochure called "Inspirations". For your personal copy, contact your Eljer representative or write to "Inspirations," Eljer, Wallace Murray Corporation, Dept. AR, Three Gateway Center, Pittsburgh, Pa. 15222.

## THE GALLERY COLLECTION BY ELJER

Circle 55 on inquiry card



**ELJER**

WallaceMurray





## We're changing people's minds about garage doors

And what Windsor has to offer might make you think twice too—if you haven't already thought of us for your garage door requirements.

We're winning over thousands of architects, contractors and building owners... people who used to specify other makes until they discovered the long list of Windsor advantages.

Advantages like product availability. Windsor makes doors for all your needs. Sectional models for commercial/industrial openings in steel, wood, aluminum and fiberglass. Labeled fire doors. Energy-saving insulated doors. Rolling doors, grilles and shutters. Heavy-duty operators. And both standard and custom residential garage doors.

Windsor gives you exceptional product flexibility too. Do you have extremely high or wide openings? Or restrictive headroom limitations? Or critical thermal efficiency standards? With our 25 years of experience, we've probably already engineered the solution to your problem.

And when you need doors fast, your Windsor distributor delivers. He's a professional who makes sure you get the right door for your needs, right on time. He provides dependable installation to insure smooth performance through years of ups and downs. See us in Sweet's. And call us for the Windsor distributor near you. For the new Windsor catalogs, write Windsor Door Company, 5800 Scott Hamilton Drive, Little Rock, Arkansas 72209. Phone 501-562-1872.

*Plan on Windsor for your overhead door requirements.*



**WINDSOR**  
**DOOR COMPANY**  
A DIVISION OF THE CECO CORPORATION

Circle 56 on inquiry card








**SCULPTED CHAIRS** / "Hexa" series of chairs will be introduced; their design by Arthur Umanoff features bentwood sculptured oak detailing. ■ Madison Furniture Co., Div. of Shelby Williams Industry, Canton, Miss.

*circle 338 on inquiry card*



**EXTENSION TABLE** / The round "Toronto" table, offered in 42-, 48-, and 54-in. diameters, is supported by a cylindrical pedestal base split in half. Base and top separate together to accommodate one or two extension leaves. Top and leaves have a 2-in. bullnosed edge; finish options include 13 colors, four woods and four burls. ■ Intrex Inc., New York City.


*circle 339 on inquiry card*



**CEILING FANS** / The *Decorafan* is said to offer substantial savings on both heating and air conditioning costs by returning warmed or cooled air from ceiling areas to usable levels. Twelve fan models come with three or four blades enamelled in black, white or brown, or with four blades in natural hardwood. Most fans are available with an optional light fixture. The UL-listed *Decorafan* has a quiet operating enclosed motor, with a solid-state infinite-speed control. ■ Envirofan Systems Inc., Buffalo, N.Y.

*circle 340 on inquiry card*

# free catalog



## Steel Shop Equipment and Furniture!

Shelving, lockers, benches, cabinets and racks are just a few of the product lines illustrated and described. Includes a full-color, 17-page section on Lyon office furniture, files, chairs and related office products. A "must" publication for your reference file.


Write for your free copy!  
**LYON METAL PRODUCTS, INC.**  
571 Monroe Avenue  
Aurora, Illinois 60507

**Catalog No. 100**

# LYON<sup>®</sup> the STORAGE ARCHITECTS

Circle 57 on inquiry card

# Get your guide to Wheeling's cost-cutting system.



Wheeling Steel Framing is a lightweight structural framing system that gives you flexibility of design and ease of installation, as well as major savings in construction time and labor costs.

To learn more about this popular and practical system, write for brochure WC-608. You'll get the information you need for specification, design and construction.

Write: Wheeling Corrugating Company, Wheeling-Pittsburgh Steel Corporation, Dept. GC-17, Four Gateway Center, Pittsburgh PA 15230.

## Wheeling Steel Framing

Circle 58 on inquiry card



HOUSE LITERATURE *continued from page 146*

**TIMBER PLAY EQUIPMENT** / Adventurous play products and site amenities are shown in the 72-page *TimberForm* catalog. Over 350 Douglas fir towers, play stacks, clusters, decks, platforms, etc. are shown, along with suggested play area layouts. Also included are items from the *TimberCraft K-3* line of modular groups especially designed for the needs of younger children. Diagrams show dimensions of all items; black and white and color photos illustrate product in use. ■ Columbia Cascade Timber Co., Portland, Ore.

circle 430 on inquiry card

**VENETIAN GLASS TILE** / Sample palette contains the 85 colors and textures offered in the *Latco Venetian Glass Mosaic Tile* line. The 3/4" by 3/4"-in. tiles come in 12 1/4" by 12 1/4"-in. standard sheets, for floor and wall use indoors and out. Glass textures range from smooth and semi-transparent to pebbled and opaque. ■ Latco Products, Los Angeles.

circle 431 on inquiry card

**CULTURED MARBLE** / The "Directory of Certified Cultured Marble Lavatories" lists manufacturers whose products have passed industry and ANSI Z124.3 performance tests. Also available is a cultured marble glossary, showing the standardized designation for each dimension, defining terms applied to vanity tops, bathtubs, tub and shower "surround" items, plumbing terms, drains and shower floors. ■ Cultured Marble Institute, Chicago, Ill.

circle 432 on inquiry card

**STRUCTURAL WOOD JOISTS** / Capabilities brochure describes 37 different plywood-web and open-web wood-and-steel joists. ■ Trus Joist Corp., Boise, Idaho.

circle 433 on inquiry card

**WOOD GRILLES** / Full-color brochures illustrate the wide variety of patterns, wood species and finishes available in *Customwood* "Rectangular" and "Diamond" series interior grilles. Finish options include a UL-listed clear fire-retardant coating. ■ Customwood, Albuquerque, N. M.

circle 434 on inquiry card

**DOOR HINGES** / A 56-page loose-leaf binder displays a wide variety of available sizes, weights, types and finishes for architectural-grade door hinges. A selection guide matches size, weight and use of door to the proper hinge required. ■ H. Soss & Co., Los Angeles.

circle 435 on inquiry card

**CONTRACT WALLCOVERINGS** / Patterns are arranged by category in a two-volume, ring-binder catalog of *The Stauffer System* vinyl wallcovering collection. Over 70 patterns in 1200 colorways are shown on individual 3-hole cards arranged by type. ■ Stauffer Chemical Co., Elmsford, N.Y.

circle 436 on inquiry card

**CARPET SELECTION** / A tabulated three-section folder describes *Acrlan* acrylic, first generation nylon, and advanced generation nylon carpet fibers. Selection guide lists all carpet products currently offered in the three yarn types, giving information on physical property data and shipping. ■ Monsanto Textiles Co., Decatur, Ala.

circle 437 on inquiry card

**CONTRACT FURNITURE** / Classic and contemporary furniture for residential, commercial, institutional restaurant and contract use is shown in this firm's current "Catalist" brochure. ■ Loewenstein, Inc., Ft. Lauderdale, Fla.

circle 438 on inquiry card

**HOUSE VENTILATORS** / Three sizes of residential ventilators, including attic cooling fans for roof and gable mounting, are described in new literature called CF 370. Formulas help determine correct equipment sizing. ■ NuTone Division, Scovill, Cincinnati.

circle 439 on inquiry card

**HEATING/COOLING UNITS** / New design features of this company's gas heating/electric cooling units are described in a color, four-page brochure. Ribless heat exchanger for maximum heat extraction, automatic pilot ignition system that eliminates a constant pilot, cushion-mounted blower and efficient compressor are product refinements for the "585" units listed brochure #SA-A-889. ■ BDP Co., Indianapolis.

circle 440 on inquiry card

**CLAY TILES** / A color brochure illustrating the company's complete line of vitrious clay tiles, for both residential and commercial applications, contains available shapes, glazes and patterns. The line is divided into collections, offering various surfaces and/or shape options. Also explained are custom color capabilities. The brochure is entitled, "They fit together naturally with your ideas." ■ Quarry Tile Co., Spokane, Wash.

circle 441 on inquiry card

**SOLAR POWER** / The firm's "solar power package" is described in the *Sun-Center* brochure on hot water systems. The brochure includes product photos, a schematic of typical solar hot water system and detailed description of the pre-piped and pre-wired system that speeds up solar hot water installations. ■ Revere Solar and Architectural Products, Inc., Rome, NY.

circle 442 on inquiry card



## The All-New CURVED STAIRCASE!


- Single Beam
  - Free Standing
  - Vibration Free
- Unobstructed area  
around Staircase!  
Completely welded  
unit, no assembly!

FOR USE IN HOMES, STORES, OFFICES, STUDIOS,  
LOFTS, GALLERIES, ETC.. WRITE FOR DETAILS &  
SPECIFICATIONS OR PHONE : 507 • 553 • 3215..

● **LINDER ENTERPRISES**  
RR3 • BOX 34 • WELLS, MINN. • 56097

## SPARKLE-LAMPS

LOW ENERGY MAGIC .....  
Distinctive shimmering globes consume a scant  
2 1/2 Watts. Replacement problems vanish with a  
50 year life expectancy. Environments dazzle with  
the gleaming elegance of SPARKLE-LAMPS.



Showroom  
LIGHTING UNLIMITED  
12 East 37th Street,  
New York City

537 Johnson Avenue, Brooklyn, N.Y.  
212-456-7400 11237

**neonay**  
NATURALLY

Circle 60 on inquiry card

◆ Circle 59 on inquiry card



# Cedar can have bottom line beauty, too.


Designs can be beautifully realized in Western red cedar. That's a given. But when you specify quality PenPly exterior 303 *plywood* panels, beauty becomes more than a surface thing. The savings are also beautiful. The bottom line is *real* economy that comes from reducing labor intensity. For example, a 2,000 square foot surface requires only 62 panels, minus windows and doors. And, PenPly goes on in less time, using less manpower than masonry and other piecework sidings. This means faster completions, and quicker sales with greater profits.

Our Western red cedar plywood panels also give you the advantage of low maintenance, weather resistance and the ability to take a wide variety of stains. Side with PenPly and show a good-looking bottom line, too.

For additional information, contact your nearest wood products distributor or see Sweet's General Building and Light Residential Files under Siding/Cladding Section (7.6 Pen).

**PenPly**  
Wood Products from ITT Rayonier Inc.

Circle 61 on inquiry card




**RAYONIER**  
WOOD PRODUCTS

Residential design concept by  
Phillip Brown, A.I.A., Seattle, WA



**We started building insulated windows for the energy crisis ten years before there was an energy crisis.**



Today, everyone's looking for ways to sell energy saving, especially in windows. And it's no secret that many of today's products were developed yesterday. But when you're building quality housing, you can't afford "Johnny-come-lately" products. You want a proven performer, a window with a winning track record.

Like the Alcoa Alaskan™ Insulating Window. The engineers at Alcoa's Technical Center started working on the Alaskan years ago. They designed it with the kind of concern for detail that goes into every new Alcoa® product. A thermal break to cut heat loss. Twin panes of welded-edge glass for increased

insulation. And double weather stripping to minimize air infiltration.

The result? A window that's proven itself even in the harsh climate above the Arctic Circle. A window that's ready to meet the energy crisis. Today and tomorrow. And a window that you can sell with confidence.

When you're considering energy-saving windows, think of the one with the proven track record—the Alcoa Alaskan.

For more information on the Alaskan Window, and to find out about available sales support, write.

Alcoa Building Products, Inc.,  
Suite 1200, Two Allegheny Center,  
Pittsburgh, PA 15212.

**Alcoa means business, and the Alaskan Window means more business for you.**


**ALCOA  
BUILDING  
PRODUCTS  
INC.**

SUBSIDIARY OF

**ALCOA**



WOOL, IN A CLASS BY ITSELF



PURE WOOL PILE

The wool mark is your assurance of quality tested carpets made of pure wool pile.

NO LIMIT TO  
CARPET  
DESIGN AT

# EDWARD FIELDS

232 EAST 59TH STREET • NEW YORK, N.Y. 10022

BOSTON • CHICAGO • DALLAS • HOUSTON • LOS ANGELES • PHILADELPHIA • MIAMI • SEATTLE • TORONTO • VANCOUVER • CALGARY

ARCHITECTS: PERKINS AND WILL



# Laminated Architectural Glass.

## It brings nature in and keeps burglars out.



Designing a home for clients who want to be in touch with their natural surroundings calls for extensive use of glass. Unfortunately, most glazings also add a serious security risk, particularly in remote rural areas or in downtown urban renovation sites. In fact, twenty percent of all forced break-ins are the result of glass breakage.

With laminated architectural glass, there's a solution to the problem. Unlike ordinary glass, which shatters easily on impact, laminated glass is a formidable barrier. Even heavy attacks by brick, crowbar or pickax result in only localized fractures and limited penetration.

Of course, no construction of any kind will stop a sustained attack. But since most burglaries are

committed by non-professionals who don't persist for more than a few minutes, laminated glass will usually provide sufficient delay to successfully thwart the attempt.

Laminated glass is constructed of two or more sheets of glass permanently bonded together with a plastic interlayer.

Monsanto manufactures the Saflex® polyvinyl butyral plastic interlayers most often used by leading producers of laminated security glass.

To find out more about how laminated architectural glass can fit into your residential designs, write: Monsanto Plastics and Resins Company, Department 804, 800 North Lindbergh Boulevard, St. Louis, Missouri 63166.

**SAFLEX®**

PLASTIC INTERLAYER BY **Monsanto**

Circle 64 on inquiry card

# Monsanto

Saflex® is a registered trademark of Monsanto Company



Architect:  
"To enhance  
the traditional  
and contemporary  
elements of my  
design, I specified  
Shakertown Siding."

Frederic Albert,  
Cassway/Albert &  
Associates, Architects



It's the easy way  
to put up  
cedar shingles.



Architect's residence,  
Bryn Mawr, Pennsylvania  
Carpenter holding  
Shakertown 7" Colonial  
Shingle Texture Siding

Now there's an easy, more affordable way to add the beauty and texture of cedar shakes or shingles to your designs.

Shakertown Siding. It's made of straight grained # 1 grade western red cedar shingles or shakes, permanently bonded to an 8-foot-long plywood backing. There are no seconds or grade fall-down.

Application is 3 times faster than

individual shingles or shakes. No specialized labor or tools are needed. And with most building codes, Shakertown Siding can be applied directly to framing, so no sheathing or stripping is required.

So construction is faster, labor costs lower. And the look you get is always straight and true, because Shakertown Siding is

automatically self-aligning.

On your next job, specify Shakertown Siding. It's available in 4 textures with 7" or 14" exposures and even or staggered butt lines.

Write us for complete product information and specification details.



# Shakertown Siding

Box 400, Winlock, Washington 98596, Phone (206) 785-3501. In Canada: Bestwood Industries, Ltd. 6188 Kingsway, Burnaby, B.C. V5J 1H5  
The Easy Way

Circle 65 on inquiry card



# ADVERTISING INDEX

<b>A</b>	Alcoa Building Products Subs. Alcoa 152
	American Gas Association ..... 38
	American Olean Tile Co. .... 23
	Andersen Corp. .... 28-29
	Architectural Complements ..... 7
	Architectural Record Books ..... 143
	Armstrong Cork Co. .... Cov II
<b>B</b>	Belgian Linen Association ..... 35
	Blandin Wood Products Co. .... 158
<b>C</b>	Cabot, Inc., Samuel ..... 31
	California Redwood Association .... 137
	Control Electronics Co., Inc. .... 135
<b>D</b>	Design Tex ..... 8-9
	Diller Corp. .... 17
	Disco Aluminum Products Co. Inc. ... 4-5
	Dryvit Systems Inc. .... 128-129
<b>E</b>	Eljer Plumbingware Div., Wallace-Murray Corp. .... 147
	Elkay Mfg. Co. .... 131
<b>F</b>	Edward Fields Inc. .... 153
	Formica Corp. .... 33
<b>G</b>	Georgia-Pacific Corp. .... 20-21
	Grohe America Inc. Subs. ITT ..... 6
<b>H</b>	Hamilton Adams Imports ..... 139
	Hastings Tile ..... 19
	Hoboken Wood Floors ..... 136

<b>I</b>	Inryco Inc. .... 39
	International Contract Furnishings (ICF) 10-11
	International Paper Co., Cabinet Division ..... 44
<b>J</b>	Jacuzzi Whirlpool Bath Inc. .... 134
<b>K</b>	Kawneer Co., Inc. .... 157
	Kirsch Co. .... 16
	Knoll International ..... 12-13
	Koch & Lowy Inc. .... 26
	Kohler Company ..... 42
<b>L</b>	Laminators Safety Glass Association .. 34
	Lennox Industries Inc. .... 22
	Levolor Lorentzen Inc. .... Cov III
	Linder Enterprises ..... 150
	Lyon Metal Products Inc. .... 149
<b>M</b>	Magic Chef ..... 24-25
	Markel-Nutone Div. of Scovill Inc. .... 18
	Marvin Windows ..... 48
	Messer Machine Mfg. Inc. .... 136
	Monsanto Co. .... 154
	Montgomery Elevators Co. .... 127
<b>N</b>	Naturalite Inc. .... 30
	Neo Ray Products Inc. .... 150
<b>O</b>	Olympic Stain Company ..... Cov IV

<b>P</b>	Pella Rolscreen Co. .... 36-37
	Pen Ply ..... 151
	PPG Industries Inc.-Rez ..... 145
<b>R</b>	Raynor Mfg. Co. .... 41
	Roto Frank of America Inc. .... 133
<b>S</b>	Shakertown Corp. .... 155
	Sico Inc. .... 46
	Simpson Timber Co. .... 132
	Sitecraft Inc. .... 146
	Stanpat Products Inc. .... 130
	Stendig International Inc. .... 3
	Sub-Zero Freezer Co., Inc. .... 140
<b>T</b>	Thermador ..... 32
	Thoro System Products ..... 27
	Trus Joist Corp. .... 144
<b>U</b>	United States Gypsum Co. ... 43, 45, 47
<b>V</b>	Ventarama Skylight Corp. .... 138
<b>W</b>	Wheeling Pittsburgh Steel Co. 14-15, 149
	Windsor Door Co. A Div. Ceco Corp. 148
<b>Z</b>	Zero Weather Stripping Co. .... 40

## ARCHITECTURAL RECORD

McGraw-Hill, Inc., 1221 Avenue of the Americas, New York New York 10020  
 Advertising Sales Mgr.: Michael J. Mrvica (212) 997-2838  
 Business Mgr.: Joseph R. Wunk (212) 997-2793  
 Research Mgr.: Camille Padula (212) 997-2858  
 Classified Advertising: (212) 997-3306

### District Offices:

<b>Atlanta</b> 30361	Terry G. Blackwood, 100 Colony Square, (404) 892-2868
<b>Chicago</b> 60611	Donald T. Lock, (312) 751-3765 Edward R. Novak, (312) 751-3764 645 N. Michigan Ave. (312) 751-3771
<b>Cleveland</b> 44113	Michael F. Charlton, 55 Public Square, (216) 781-7000
<b>Denver</b> 80203	Shirley A. Klotz, 655 Broadway, Suite 325 (303) 825-6731
<b>Houston</b> 77002	Lockwood Seegar, 1 Northwind Plaza, 7600 W. Tidwell, (713) 462-0757
<b>Los Angeles</b> 90010	Stanley J. Kassir, 3200 Wilshire Blvd.-South Tower (213) 487-1160
<b>Philadelphia</b> 19102	Blair McClenachan, Three Parkway (215) 568-6161
<b>Pittsburgh</b> 15222	Michael F. Charlton, 6 Gateway Center, Suite 215, (412) 227-3640
<b>San Francisco</b> 94111	Richard R. Butera, 425 Battery Street (415) 362-4600
<b>Southfield</b> 48075	John W. Maisel, 4000 Town Center, Suite 770 (313) 352-9760
<b>Stamford</b> 06901	Louis F. Kutscher, 300 Broad St., (203) 359-2860



**Paneline™ from Kawneer.**

A panic exit device doesn't have to get in the way of design. New Paneline from Kawneer blends into the lines of the entrance. It truly is a concealed exit device. Only the unlocking action tells you it's a panic device.

Paneline doesn't get in the way of people either. In any situation, it opens quickly when pressure is applied to any part of the push panel which protrudes only 1" from the door. And it is closely fitted around the perimeter so fingers or little hands can't get caught. (In the "dogged open" position, the panel actually looks more like a simple push plate.) The almost-flush design of Paneline makes the push panel difficult to jam by chaining or blocking but still provides added security because there's no crash bar for intruders to hook with wires. In addition, a wrap-around pull handle guards the lock cylinder on the outside.

The Paneline exit device is an ideal way to meet life safety codes and build in extra security without sacrificing style. It is available on Kawneer standard series 190, 350 and 500 entrances. And the optional matching panels for vestibule doors, and fixed rails for sidelights, and center lights, allow design continuity to be maintained throughout the entrance area.

If you're looking for a panic device that doesn't get in the way of your design, look no further. Kawneer Paneline makes it easy.

# THE PANIC EXIT DEVICE THAT DOESN'T GET IN THE WAY.

**PUSH**

**PUSH**

**PUSH**

For more information, contact:  
Kawneer Product Information  
Department C  
1105 North Front Street  
Niles, Michigan 49120


**Kawneer**  
The designer's element

Circle 66 on inquiry card



# meet blandex<sup>®</sup>

## the all purpose panel



### MEET BLANDEX ALL PURPOSE PANELS — The New Generation Construction And Remodeling Product

Whenever construction plans call for the use of panels, BLANDEX is the single answer. From wall and roof sheathing to soffits, installation is expedited with strong, solid, single grade BLANDEX panels which are easily sawed and super tough.

Unusual strength and controlled thickness are achieved by thermo-bonding aspen wafers with phenolic resins under extreme heat and pressure. The finished product is a solid grade A panel without grain, knots or voids. It has an extremely attractive textured surface which lends itself to a wide variety of finishes. BLANDEX panels are also produced with a channel groove or reverse board and batten design for interior application as well as satisfying the growing demand for economical and durable exterior siding. An oil base prime coat and acrylic latex finish coats are recommended to enhance the beauty of the design and provide long lasting protection.



**S** See our catalog in Sweet's 6.2/BI

*Changing the way America builds*

Blandin Wood Products Co., Grand Rapids, Minn. 55744

Ask for BLANDEX<sup>®</sup> at your local lumber dealer.

Circle 67 on inquiry card



Galaxy Sun Controllers

Riviera Blinds



## We challenge you to find a sun control system this beautiful.

Levolor has come up with a glare-and-temperature control system for large expanses of glass that dramatizes your original design instead of detracting from it. Overhead, Levolor Galaxy™ Sun Controller blinds redirect the sun's rays, for minimum glare, maximum summer cooling, maximum winter warmth. Used with Riviera™ blinds by Levolor at the window, as shown here, you have a total sun control system that

is a visual plus, easy to install and engineered with Levolor technological standards—the highest. A system that can be operated automatically or manually. The beautiful answer to odd-shaped, hard-to-reach special glazing situations. Our Levolor architectural consultant can answer your specific questions. Write for information: Levolor Lorentzen, Inc.,

720 Monroe Street,  
Hoboken, N.J. 07030.

**LEVOLOR®**


Sun Controller Systems.

Circle 68 on inquiry card





# Beauty that's more than skin deep.



Architect: Wendell Lovett, FAIA, Seattle, Washington

Enhance and protect the natural beauty of wood with Olympic Oil Stain. Olympic *penetrates* wood to protect from within. Rich linseed oil and micro-milled pigments soak down into the fibers, giving wood a deep, uniform finish that stays beautiful no matter how wet or how dry the weather gets.

For additional information, consult your 1979 Sweet's Catalog. Or write Olympic: Dept. P, P.O. Box 1497, Bellevue, WA 98009.

**Penetrates to  
protect wood  
beautifully.**



Circle 69 on inquiry card