



PRODUCT REPORTS 81

PRODUCT IDEAS FOR ARCHITECTS AND ENGINEERS

CASE STUDIES: DESIGN SOLUTIONS THROUGH PRODUCT APPLICATIONS

ARCHITECTURAL ENGINEERING: TWO SPACE FRAME APPLICATIONS

FULL CONTENTS ON PAGES 2-3

ARCHITECTURAL RECORD

MID-OCTOBER 1980

A MCGRAW-HILL PUBLICATION \$5.50 PER COPY



Armstrong invited over 2,000 specifiers to judge

Introducing New Era® Corlon® commercial vinyl flooring.


We asked more than 2,000 architects and designers to judge 20 different design prototypes for the New Era line, the first commercial vinyl floor of its kind.

The winners were these innovative geometric patterns. They combine the popular designs of pattern-dyed commercial carpets with all the advantages of resilient

flooring. And since these specifiers selected New Era's distinctive colorways as well, you can be sure the colors all coordinate with contemporary interior designs.

New Era's wider widths give you fewer seams.

Available in rolls 12' wide and up to 75' long, New Era can be installed without seams in most rooms. And virtually seamless corridors are possible, too, with specially ordered 9'-wide rolls.



Beauty contest. Here are the vinyl floors that won.

When you can't avoid seams, our chemical sealant make it look as if you did, creating the impression of a continuous flooring surface.

The fewer seams and faster installations of New Era mean less labor in both new and remodeling jobs.

Good looks that stand up to the march of time.

New Era's high vinyl-resin content makes it more resistant to scuffing and damage than most other vinyl

floors. Spills also wipe right up. And no special maintenance is needed.

So let these winning designs work for you. Contact your local Armstrong representative to see samples. Or, for more information, write Armstrong, Dept. 05FAR, Lancaster, Pa. 17604.





Circle 1001 on inquiry card

applying to unfilled part of subscription if service is unsatisfactory.
CHANGE OF ADDRESS: Forward changes of address or service letters



Cynthia V. Bick



Chicago Library & Cultural Center




Federal Court of Appeals - N.Y.



Helmsley Palace-N.Y.

Rambusch restoreth what time taketh away.



The Ohio Theatre - Columbus

In full accord with the original, Rambusch restores, rebuilds, repaints and enhances...a legislative chamber, a courtroom, a theater, a museum, a bank. From cleaning and refinishing oak panelling to painstakingly restencilling a Victorian architectural detail. And from designing and fabricating a stained glass window to the efficient relighting of a grand old room. Rambusch creates and recreates the total environment. In a unique series of art and craft studios, within Rambusch, highly skilled designers and artisans contribute their cumulative expertise to recapture a glory long past. For further information contact William T. Weber.

stained glass/metal/wood/lighting/painting/refinishing
consultation/planning/design/fabrication/installation

RAMBUSCH

40 West 13th Street, New York, N.Y. 10011 (212)675-0400

Circle 1002 on inquiry card

Advertisers in the issue are listed below
with a corresponding reader service number.

A

- 1059 Acoustics Development Corp.
- 1029 Amarlite Products Div. of Anaconda
- 1022 American Colloid Co.
- 1039 American Olean Tile
- 1032 Andersen Corp.
- 1063 Architectural Complements/Kroin
- 1001 Armstrong Cork Co.
- 1069 Asarco, Incorporated

C

- 1052 Cabot, Inc., Samuel
- 1023 Celotex Corp.
- 1009 Cold Spring Granite Co.
- 1026 Consolidated Aluminum Corp.
- 1055 Control Electronics Co., Inc.
- 1051 Conwed Corp.
- 1013 Crown Metal Mfg. Co.

D

- 1040 DesignTex
- 1042 Diller Corp.
- 1030 Disco Aluminum Products Co., Inc.
- 1021 Dow Chemical Co.
- 1019 Dow Corning Corp.
- 1020 Dryvit Systems Inc.

E

- 1071 Elkay Mfg. Co.

F

- 1044 Fields, Inc., Edward

H

- 1074 Halsey Taylor Div. of King Seely Thermos Inc.
- 1053 Hamilton Adams Imports
- 1067 Haworth Inc.
- 1046 Hydrozo Coatings Co.

K

- 1031 Kawneer Co., Inc.
- 1024 Keystone Group
- 1077 Koch & Lowy, Inc.
- 1063 Kroin/Architectural Complements
- 1006 Krueger Metal Products Co.
- 1057 Kwik-Wall Co.

L

- 1073 Lennox Industries Inc.
- 1048 Lyon Metal Products Inc.
- 1058 Lyon Metal Products Inc.

M

- 1075 Mac-Fab Products Inc.
- 1061 Magic Chef
- 1043 Mateflex by Mele
- 1079 McPhlben Lighting
- 1015 Metal Lath/Steel Framing Association
- 1033 Modernfold Div. of American Standard Inc.
- 1064 Monitor Products
- 1037 Monsanto Co.
- 1070 Montgomery Elevator Co.

N

- 1007 Neenah Foundry Co.
- 1080 Neo Ray Products Inc.
- 1060 Nixalite Co.

O

- 1003 Ostermann & Scheiwe USA
- 1068 Owens Corning Fiberglas Corp.

P

- 1038 Pella Rolscreen Co.
- 1050 Pennwalt Corp.

R

- 1081 Raceway Components Inc.
- 1002 Rambusch
- 1036 Raynor Mfg. Co.
- 1062 R-Way Furniture Co.

S

- 1005 Saga Inc., Div. of Dade Inc.
- 1028 Shatterproof Glass Corp.
- 1010 Shaw-Walker
- 1008 Stark Ceramics Inc.
- 1066 Sunar

T

- 1017 Tamko Asphalt Products Inc.
- 1034 Tempglass
- 1082 Thoro Systems Products
- 1078 3M Company Modular Distribution Systems
- 1016 Trus Joist Corp.

U

- 1065 Unicube Corp.
- 1045 United States Gypsum Co.
- 1047 United States Gypsum Co.
- 1049 United States Gypsum Co.
- 1054 United States Gypsum Co.
- 1012 United States Steel Corp.

V

- 1027 Ventarama Skylight Corp.
- 1072 Viking Corp.
- 1018 Vincent Brass & Aluminum Co
- 1041 Vinyl Plastics Inc.

W

- 1025 Wasco Products Inc.
- 1011, Wheeling Pittsburgh Steel Co.
- 1014 Steel Co.
- 1076 Wiremold Co.

X

- 1004 Xetron

Z

- 1035 Zero Weather Stripping Co.

The manufacturer as hero—involved just as the design professionals are

As I've said before on this page, for most months of the year we editors are researching and talking and concerned with and writing about the work of you readers—architects and engineers. But for two months of the year—during which this compendium of new products and product literature is being organized, written, and checked, and double-checked—we are very aware of the enormous input and contribution that the manufacturers and suppliers of building products and materials and furniture make to the process of creating architecture.

For just as design professionals concern themselves with holding down building costs, designing smarter to conserve energy, and (always) looking for new ways to build more beautiful buildings, so must the manufacturers.

For one specific example: At the recent Round Table on passive approaches to energy conservation, we talked a great deal about daylighting—and the architectural and engineering approaches being tested. But think also about the range of manufacturers and suppliers who are involved: you think at once about the glass manufacturers—for daylighting clearly involves more glass, and sophisticated glass to minimize glare and heat loss. But it also involves (changes) the heating and air-conditioning requirements—and probably demands more sophisticated air-conditioning controls. It probably increases the demand for skylights and the lighting of walls to create balanced light across the room. Still different manufacturers involved. Daylighting will almost surely require dimming controls as outside light changes. Daylighting will probably affect the exterior of buildings as attempts are made to improve shading and bounce light into the building—and thus curtain-wall manufacturers will be involved. Daylighting may require a reconsideration of office layout—putting open plan spaces near the windows while the “status offices” move into the core, perhaps with glass partitions. And this would affect the manufacturers of all manner of furniture, office-furniture systems, and partitions. Will colors and textures change as we move towards greater reliance on daylighting? Still more manufacturers involved.

In short, as architects and engineers become deeply involved in new techniques and design approaches, so must (and so do) many, many manufacturers and producers.

Consider that involvement as you look through this issue. . . .

How to use this issue

This year, Product Reports is organized as usual on the 16-division UCI format. The page number for each division can be found on the Contents pages 2 and 3, and more information on any product or service in this issue can be easily obtained by using the Reader Service Inquiry cards on pages 5 and 173. There are Circle Numbers for more information on the products in any advertisement; and for more information on any product or literature item in the editorial pages you simply need write in the number of the item in boxes provided on the Reader Service Inquiry Cards. Advertisers in this issue are indexed on page 172. May you find in this issue 100 solutions to your problem and 100 fresh ideas you can use.

—Walter F. Wagner, Jr.

1

Craftsmanship of architectural arts is not dead, evidenced by the continuing artistry of Rambusch Co. in New York City. Viggo Bech Rambusch, third-generation president of the family-owned company, runs a "shop" for both new and restoration work in fields of glass, metal, wood, fabrics and lighting. Typical of the integral complexity of work accomplished is the restoration of the Ohio Theater in Columbus (far right). While the building was designed by architect Thomas Lamb, the original Baroque interior was designed by Rambusch in 1928. The firm's work includes restoring murals and painted decorations, cleaning gilded ornamentals, replacement of drapery fabric and trimmings, and remodeling of lighting fixtures. One of the most current jobs is the rehabilitation/restoration of aspects of the Villard Houses—the Madison Avenue private mansion once owned by the Roman Catholic Archdiocese of New York and now incorporated into the new Helmsley Palace Hotel. Called The Urban Center, it is occupied by professional and civic organizations including the New York Chapter/AIA, The Architectural League and the Municipal Arts Society. Rambusch's work includes restoration of specific interior details and lighting, and metal sconces (right).

For more information, circle no. 900 on the Reader Service Card.





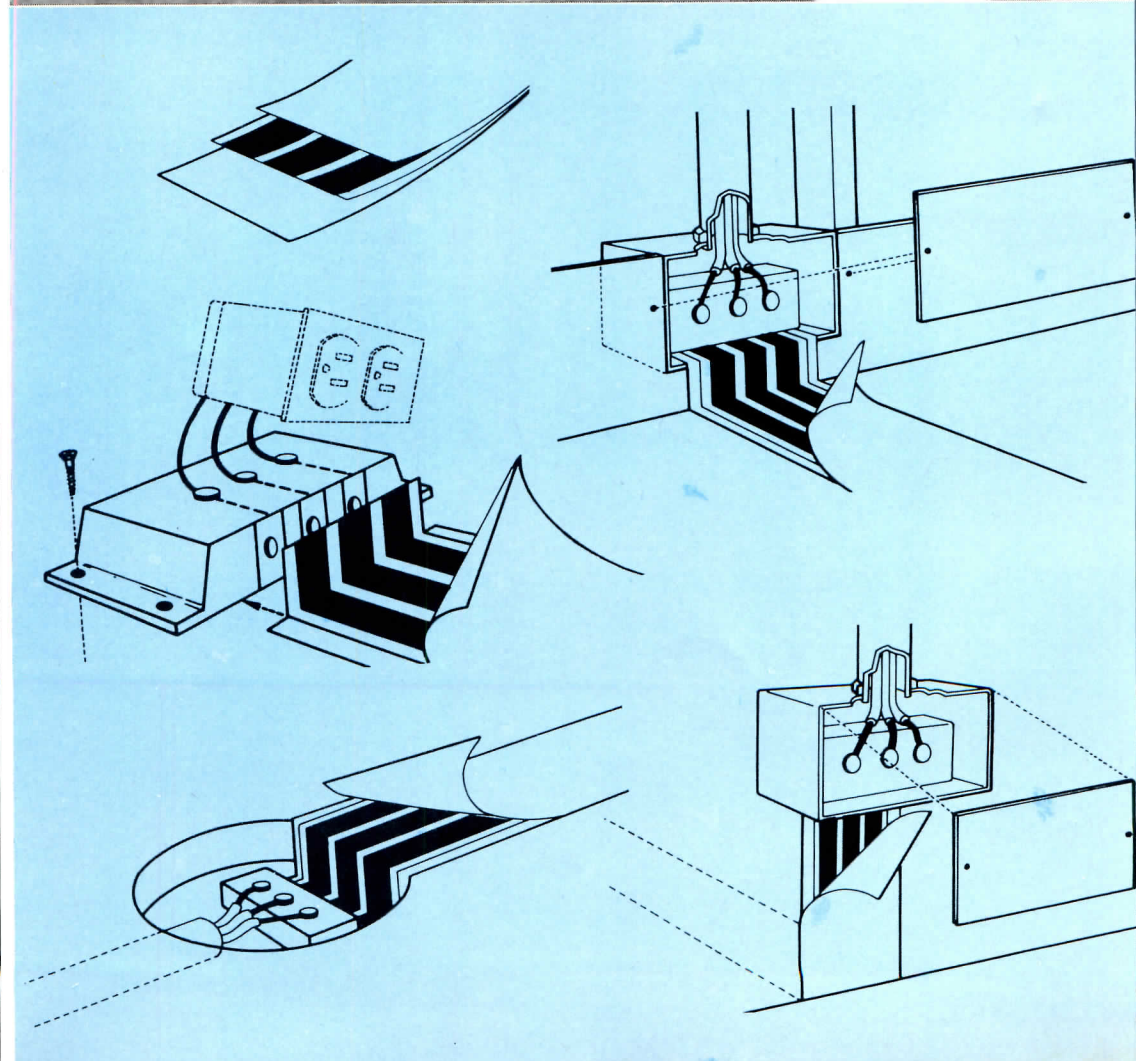

2

The problem with power and communications systems in buildings is their refusal to stay put. Users' needs change often faster than their ability to respond. Power poles, underfloor raceways, and raised floors overcome this intrinsic inertia, but even these channels cannot entirely escape the high costs of capital outlay or installation.

However, flat cables—only some $\frac{30}{1000}$ of an in. thick—can be placed on structural floors, covered with carpet squares, and directly connected pedestal outlets, baseboard connectors, phones, and call directors. They can be readily moved, tapped, and folded. Few if any special tools are required. Such flat cables are now offered by at least three manufacturers.

Versa-Trak power cable by Thomas & Betts, for example, encloses three, four, or five flat conductors in sizes equivalent to No. 12 or No. 10 AWG sizes rated 20 and 30 amps, respectively, for standard 120-volt office equipment. *Teletape* communications cable by Brand Rex contains 25 pairs of No. 26 AWG round copper conductors. Similar properties are exhibited in a flat power cable by AMP Industries.

For more information on *Thomas & Betts Versa-Trak* circle No. 901 on Reader Service card. For *Brand Rex Teletape* circle No. 846, for *AMP* circle No. 852.





3


Poke-through wiring—one common, accurate way to distribute electrical and communications service throughout a commercial building—exposes the structure to heat, smoke, and toxic gas because it penetrates fire-rated floors and walls. Fortunately, specially designed through-floor service fittings lined with fire-resistant material can effectively stop the spread of fire this way.

Square D Company has produced a removable service fitting consisting of two round metal plates enclosing a "sandwich" of three 1/4-inch thick disks of 3M Brand *Fire Barrier*, a polymeric/inorganic composite material. Top and bottom plates have one-inch EMT conduits for telephone wiring and 3/4-inch EMT conduits for power, swaged to the plate and extending to but not piercing the *Fire Barrier* disks. Each disk has two holes cut to pass through wiring. Another disk is placed below the bottom plate.

When exposed to smoke, hot gas, or flame at 250 deg F or higher, *Fire Barrier* expands to at least five times its original size. In doing so, it fills the spaces around the cable and inside the conduit. The eventual char blocks flame, has a strength of 500 pounds per square inch, and withstands fire hose stream pressure. *Fire Barrier* is available in sheets.

For more information on 3M *Fire Barrier* circle no. 902 on Reader Service Card.






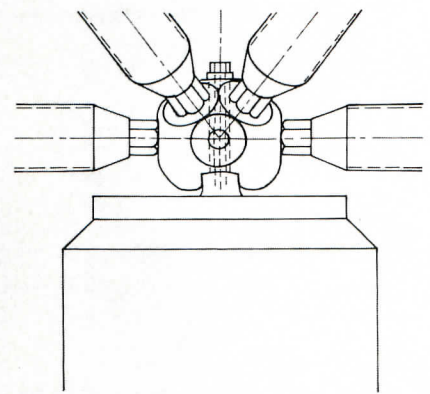
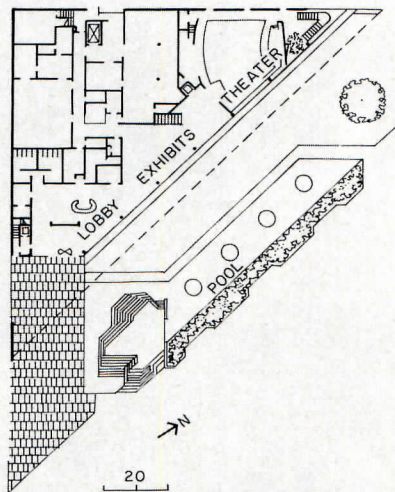
4

A right isosceles triangle chosen by architect Marvin De Winter Associates to embody the floor plans for the Gerald R. Ford Presidential Museum in Grand Rapids, Michigan, was extended conceptually to embrace the ceiling plane using a triangular space frame from *Mero*.

Mero, supplied and serviced by Unistrut Corp., is a simple system in that there are only two components—spherical steel nodes and round steel tubing. The nodes are solid, forged-steel spheres with flat facets and tapped holes in precise mathematical relationships. Tubular steel with cone-shaped ends act as members. The components are secured by a hexagonal sleeve and locking pin.

Making the system relatively uncomplicated is the inventory of different sized members to accommodate different loading conditions of tension and compression, as well as different lengths that form square, rectangular, and triangular configurations. Besides flat planes, *Mero*, can also assume such attitudes as arches, domes, and irregular polyhedrons. In-place or ground assembly with crane hoist are both feasible, depending on size of structure, cost of labor, and availability of heavy equipment.

For more information on Unistrut *Mero*, circle no. 903 on Reader Service Card.





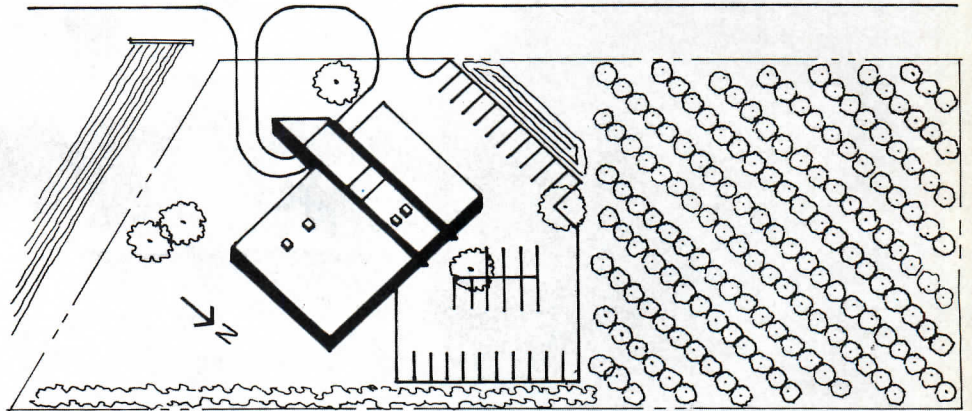
5

A structural steel space frame constructed from *Moduspan*, a product of Unistrut Corp., has enabled architect L. Barry Davidson to develop a strong building materials vocabulary for a one-story building in Baton Rouge, Louisiana. The exposed space frame, which covers the building's rectangular site, is supported by two load-bearing masonry walls and two steel columns. Exterior walls and interior office walls are expressed in glass and metal panels, with additional interior partitions in drywall.

Moduspan functions as a major organizational focus for the resulting design. The black painted space frame is visible almost everywhere in the interiors of private offices and open areas. Mechanical and electrical systems are painted black and suspended from it. Interior partitions frame into it. The space frame even continues beyond the glass transom that glazes the space between lower and upper chords along the building perimeter to create an overhang.

Aside from furnishing an emphatically industrial milieu for the clients, an engineering and data-processing firm, *Moduspan* offers obvious advantages of space frame design. For architect Davidson, the system is esthetic as well as functional.

For more information on Unistrut *Moduspan*, circle no. 904 on Reader Service Card.



6


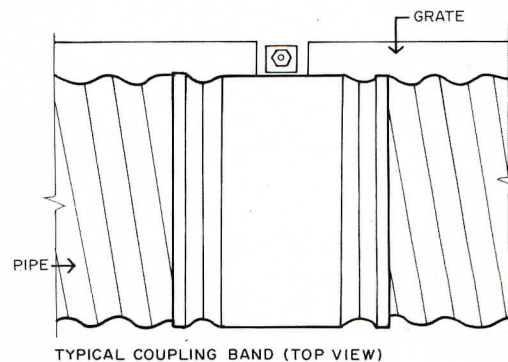
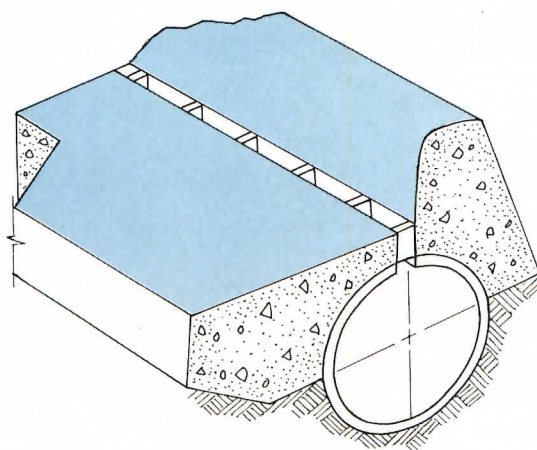
The City Centre mall in Middletown, Ohio is a charming, well-manicured exercise in urban design with a riddle to tell. On its shoulders are rows of trees. Lining its center aisle of hexagonal pavers are rows of flowers. Yet none of the familiar curbs or catch basins are in sight. And the mall stays dry.

The secret: Armco *Slotted Drain*, specified by Harry Weese & Associates, the designer of the mall. Made of sturdy corrugated steel pipe, cut along its longitudinal axis to accept a grate of solid spacer bars, *Slotted Drain* forms a 1 3/4-in-wide slot for water removal. When buried to the appropriate depth, it drains streets, highways, parking lots, pedestrian thoroughfares, and bicycle paths.

Installation is fairly easy, as *Slotted Drain* involves less excavation, less backfill, and no large dips in grade associated with conventional catch basins. Once installed, it is maintained by a simple flushing of water. When any one area is blocked, loss of total effectiveness is minimized because the length of the grate is so much greater than its width.

Slotted Drain pipe ranges from 12 to 30 inches in diameter, in 16 and 14 gage. The grate is welded hot-dip galvanized structural steel.

For more information on Armco *Slotted Drain*, circle no. 905 on Reader Service Card.



office supplies and equipment



1



2



3

COMPUTERS

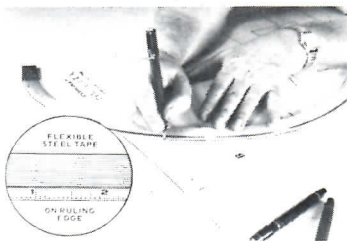
1 COMPUTER FAMILY / "Architectural Resource Management Phases I, II, and III" are designed for firms of varying sizes. Software includes: project management and specification editing. / Numeri/Comp, Inc.

INFORMATION SYSTEMS

2 DATA RETRIEVAL SYSTEM / This system contains over 30,000 pages of current contract furnishings catalogs grouped by manufacturer and/or product group. / Xetron Corp.

OFFICE SUPPLIES


3 DRAFTING TABLE / The "Futur-Matic" table features finger-tip controls for positioning adjustments. The top has a tilt range from horizontal to 90 deg; height may be raised from 30- to 50-in. / Mayline Co., Inc.



4



5



6

4 CALIBRATED CURVE / This curve drawing and measuring instrument allows the designer to quickly form the curve, draw the required line, and then measure distances along the perimeter of the curve. The "Calibrated Adjustable Curve" is available in 22- and 32-in. lengths, marked in 1/16-in. increments, or in an equivalent metric version. / Hoyle Products, Inc.

5 GRAPHICS STORAGE / Modular steel flat files offer storage protection for large flat documents, blueprints and drawings. Five-drawer units stack easily for space saving. A hinged depressor on each drawer protects materials from tearing or curling while the drawer is being opened. / Safco Products Co.


6 SLIDE STORAGE / The "Abodia Horizontal" slide storage system allows storing, viewing, and editing from one cabinet. Each slide may be viewed fully, while remaining locked securely under the clear acrylic covers. / Abodia-Elden Enterprises Inc.



7



8



9

7 WORK STATIONS / The "MPC System" provides a freestanding frame to which accessories can be hung or bolted according to worker and production needs. It can be used individually or in a series. Includes lockers, peg board, book shelf, parts storage and work surfaces. / Republic Steel Industrial Products Division.

8 APPLIQUE FILM / *Stikybak* adhesive-backed film is compatible with over 75 plain-paper office copiers. Title blocks, standard notes and repetitive details are easily copied directly onto the film sheets and then cut out and applied to the drawing as required. / Saga, Div. of Dade, Inc.

9 BINDER/PUNCH / With a housing molded from *Noryl* resin, the "323" combination binder/punch weighs only 65 lb, yet can automatically bind documents up to three-in.-thick. Unit will accommodate computer printouts up to 14 7/8-in. wide. / Velo-Bind Corp.

DESIGN BULLETIN



"The Paperless Catalog... current, reliable, instant."

You're looking at the new Contract Furnishings Data Retrieval System user terminal.

An automatic microfiche catalog system that stores an incredible 40,000+ pages of product literature, specs, and prices in *one* simple notebook.

And our system has a combination of features that plain old catalogs don't.

Features like automatic monthly updates, to keep you informed and current on the new products and prices of over 300 manufacturer's. And a single toll free number to speed samples and literature to you — FAST!

All of which means that specifying furnishings, looking for prices, and getting an overview gets done faster, and better than it ever did before.

The new C.F.D.R.S. microfiche catalog system. Years ahead of its time. Available today. And about 39,750 more pages of information in the same amount of space as a *paper* catalog.

C.F.D.R.S. service is available now...call or write today... tomorrow is already here.

XETRON/CONTRACT FURNISHINGS DATA RETRIEVAL SYSTEM

312/751-1104... Suite 49G 111 E. Chestnut Street Chicago, IL 60611

Circle 1004 on inquiry card

Get our bestseller.

**Meet our best salesman.
It eliminates the middleman.
Name brand drafting supplies at direct-to-you prices.**

Our bestseller list:

- Saga Stikybak Applique Film
- Saga DuraTek Drafting Film
- Faber Castell
- Koh-I-Noor Rapidograph
- Staedtler Mars
- Teledyne Post
- 3M Company
- Magic Marker
- Pentel
- Pilot
- Panasonic



saga

Quality, Service & Price is our story.

Toll Free (800) 328-0727


In Minnesota call collect (612) 545-2247

Write or call for our FREE catalog.

Circle 1005 on inquiry card

OFFICE LITERATURE

OFFICE SUPPLIES & EQUIPMENT: UCI 1



3000 COSTS GUIDE / A building evaluation resource, the *Mean's Appraisal Manual* is designed to fulfill the requirements of the varied levels of precision, ranging from occasional preliminary estimates to technically detailed unit-by-unit cost studies. Residential, commercial, industrial and institutional building types are covered. 1980 Edition may be ordered now; the 1981 *Manual* will be available in February. Cost: \$33 each, from the R. S. Means Co., Inc., 100 Construction Plaza, Kingston, MA 02364.

3001 A/E GRAPHICS / A data sheet provides an overview of *Applicon's* Architecture/Engineering Graphics System, describing the hardware, software, and userware package said to significantly increase design and drafting productivity. / Applicon Inc.


3002 COMPUTER SYSTEM / Booklet describes the Architectural Resource Management's office computer system. Literature includes all the functions of the computers, including accounting, communications, engineering, and specification preparation and word processing. / Numeri/Comp, Inc.

3003 WHITEPRINTER / Color brochure explains the economy and low-maintenance features of the "Model 121" diazo copier. Accessories and higher-volume units are included. / Blu-Ray, Inc.

3005 BUSINESS FORMS / Full color general catalog offers more than 300 business forms and related products. Descriptions and prices are given for each item. / New England Business Service, Inc.

3006 DRAFTING AID / A brochure describes "Axo-Scale" as a three-axis drafting machine that simplifies the drawing of axonometric projections and perspective views. The instrument consists of two lockable/revolving protractors. / Appalachian Drafting Supply.

SITE WORK: UCI 2




3007 CONCRETE PAVING / Three decorative concrete paving and flooring systems are covered in a color brochure. Products include *Bomanite* cast-in-place paving, *Bomacron* colored and textured concrete, and *Grasscrete* grass and concrete structural pavement for parking, driveways and access roads. Licensed *Bomanite* contractors are listed. / Bomanite Corp., GB*



3008 STORM DRAINS / Bulletin discusses the advantages of vane (slant bar) grates for street drains, explaining

more literature on page 24

site work 5i2



22



23



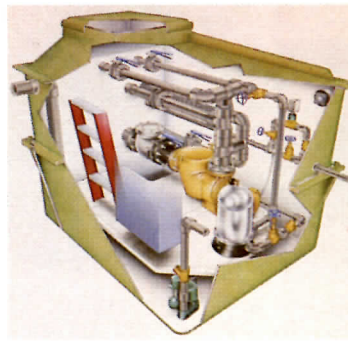
24

FENCES & GATES

22 SLIDING GATES / Sliding gate for aluminized chain link fence provides an alternative to swinging gates. A cantilever gate rides horizontally between four rollers suspended by two posts. Overhead gates hang from a track suspended approximately 14-ft high. Either can be motorized or remote-controlled. / Page Fence.

23 FENCING / "Ornamental" fence is made from high-strength steel pickets coated with two ounce of zinc and 15 mil of bonded PVC. This maintenance-free structure provides security without detracting from the overall appearance of the project. Available in black, dark brown, and green. / Cyclone Fence. GB, I*

24 STEEL FENCE PIPE / Manufactured from cold-rolled zinc-coated steel, "SS-20" and "SS-40" fence pipe can have a "heat-sink-fused" 15-mil thick coating of PVC, available in brown, black, or green. Color coating is said to offer exceptional corrosion resistance. / Allied Tube & Conduit Corp. GB, ICR*



25



26



27

FOUNTAINS & POOLS

25 PACKAGED FOUNTAIN / The "Waterworks" architectural fountain is factory assembled, equipped with custom controls, and pre-tested before delivery to the job site. Enclosed equipment room can be located underground. / Imperial Bronzelite.

LANDSCAPING

26 HYDRAULIC MULCHING / A cost-effective alternative to sod or seeding for rapid turf establishment and erosion control in large landscape areas, wood-fiber "Hydro Mulch," seed, and fertilizer are mixed with water to form a slurry, and applied in one step. / Conwed

PAVING & SURFACING

27 PAVING SEALANT / "Guard-Top Sealant and Coating" is a preservative for bituminous surfaces such as parking lot, driveway, or ramp. Applied by sprayer, brush, or squeegee; dries in two to three hours. / Garon Products.



28



29



30

SITE DRAINAGE

28 WATER DRAINAGE / A two-layer water drainage composite of open nylon mesh heat-bonded to a non-woven filter fabric is applicable where the water table is below the level of any foundation. "Enkadrain" is installed flat against any wall. / American Enka Co. GB, LRC*

SITE FURNISHINGS

29 BENCHES / These benches come in a wide variety of designs in fiberglass, wood or polycrystalline seating surfaces. Bases are in steel, cast iron, fiberglass or concrete. Suitable for indoor or outdoor applications and available in standard or custom designs. / Architectural Fiberglass Division of Krueger.

30 PLANTERS / Now available in the U.S. for the first time, a variety of fiberglass plant containers and trays is offered by this British company. Patterns include hexagons, triangles and radius spheres in various colors. / By Design

FENCES & GATES
FOUNTAINS & POOLS
LANDSCAPING
PAVING & SURFACING
SITE DRAINAGE
SITE FURNISHINGS
TUNNELING



31



32



33

31 PARK BENCHES / Available with seats and backs of redwood or smooth pebble aggregate, these park benches weigh 500 or 770 lb., respectively, to discourage random moving about. Both come KD with unitized seat and back with hidden, tamper-proof bolts. / Wausau Tile.

32 TRASH CONTAINER / Constructed of concrete with an exposed aggregate finish, this 55-gal. trash receptacle weighs 550 lb to discourage vandalism. Plastic top comes in "pitch-in" or "swing door" styles, and has an extra deep lip to hide the plastic bag liner. Plastic container liner is optional. / Wausau Tile.

33 TRASH RECEPTACLE / This trash receptacle, part of the "Trestle Group," is clad in 1- by 2-in. solid oak slats and 1-in.-square metal tubing. / Landscape Forms, Inc. GB*



34



35



36


34 DOUBLE BENCH / This bench, part of the "Trestle Group," is made with 1- by 2-in. solid oak slats and 1-in. square tubing. / Landscape Forms, Inc. GB*

35 TREE GRATES / Functional cast iron grates add decorative interest to landscaped malls and street plantings. Over 60 standard shapes, sizes and designs are offered, as well as custom-made grates. / Neenah Foundry Co. GB*

36 PLANTER BENCH / Exposed aggregate concrete planters combine with rustic cedar bench units to offer non-directional area/convenience seating; weighs from 330 lb. to 420 lb each. / Wausau Tile.



37



38



39

37 BENCH / This sculptured bench of redwood, mahogany, or cedar is secured by internal galvanized steel rods and comes in 48-in., 60-in., 72-in., and 84-in. lengths or in custom sizes and finishes. / Sitecraft by Rosenwach, Inc. GB, I*

38 SECURE RACK / This bike rack has the added feature of front wheel protection. A cable is provided to secure the front wheel to both the rack and cyclist's padlock. / Rally Racks, Division of Rally Enterprises Inc. GB*

39 BIKE STAND / This secure stand designed for motorcycles and mopeds claims maximum security through a rugged 3/8-in. steel plate and boron alloy chain. The owner's padlock is recessed and rendered tamperproof form cutters and other tools. The stand and chain are coated with mar-proof, maintenance free *Nylabond*. / Rally Racks, Division of Rally Enterprises Inc. GB*



40



41



42

40 MOLDED FURNITURE / Seats, tables, and benches in molded fiberglass or polycarbonate are suitable for indoor or outdoor use. Custom designs also available. / Architectural Products Division of Krueger.

41 RECEPTACLES / These sand urns and litter receptacles of fiberglass combined with wood or "polycarbonate" are suitable for indoor and outdoor applications. Also available are planters, tables and benches in standard or custom designs. / Architectural Products Division of Krueger.

TUNNELING

42 PEDESTRIAN BRIDGE / Custom designed prefabricated bridges up to 100 ft long are available in painted carbon steel or weathering "cor-ten" steel. Decking is pressure-treated wood. / Continental Custom Bridge Co. GB, E*

architectural fiberglass




Krueger has purchased Architectural Fiberglass, a name distinctively associated with public space furnishings for over twenty years.

For more information and the representative in your area contact Krueger.




architectural fiberglass

division of Krueger
P.O. Box 8100
Green Bay, WI 54308
414/468-8100



Circle 1006 on inquiry card

this publication is available in microform




Please send me additional information.

University Microfilms International

300 North Zeeb Road
Dept. P.R.
Ann Arbor, MI 48106
U.S.A.

18 Bedford Row
Dept. P.R.
London, WC1R 4EJ
England

Name _____
Institution _____
Street _____
City _____
State _____ Zip _____



NEENAH

We're More Than A Foundry

- Over 15,000 design variations meet many local, state and federal standards
- A 10,000 ton inventory available at Neenah and 7 distribution centers
- Over 5,000 patterns and a 300-page catalog

Time-proven construction castings backed by reliable technical information and continuing research has earned Neenah a reputation for excellent quality and product reliability.

Neenah is... more than a foundry.

NEENAH

FOUNDRY COMPANY

Box 729 Neenah, WI 54956 (414) 725-7000
Write or call for free catalog "R"

Circle 1007 on inquiry card

how these grates accent more storm water, hold out or discharge debris, and provide for bicycle safety. / Neenah Foundry.

3009 CONSTRUCTION ANCHORS / Carboly resin anchoring applications include strengthening old stone and concrete structures, highway and bridge construction, roof and equipment support, etc. A six-page brochure discusses how the resin system maintains high anchorage integrity and resists strata movement. / General Electric Co., Carboly Construction Products.

3010 GATE OPERATORS / An illustrated catalog includes information on model types, installation conditions, technical features, space requirements, summary specifications and control devices. Handy horsepower selector tables offer quick reference to gate widths. / McKee Door Co.

3011 PLANT IRRIGATION / Indoor and outdoor plants are watered by an irrigation method, the "Mona Plant System," that places water reservoir and air pocket beneath growing medium in the form of tanks or integral tank and display containers. System is discussed and illustrated in a two-color catalog. / Parker Greenhouses International.

3012 SITE FURNISHINGS / Color photos and drawings illustrate over 60 different styles and shapes of cast-iron tree grates; 24-page catalog also explains a custom design service. / Neenah Foundry Co. GB*

CONCRETE: UCI 3

3013 PATCH KIT / What to do about superficially cracked and pitted concrete is the subject of a data sheet, "No. 1710 Concrete Patch Kit." The two-component sand-filled epoxy is shown in a step-by-step demonstration with photos. / Peterson Chemical Corp.

3014 CONCRETE FORMING / Catalog describes forming services offered for poured-in-place reinforced concrete buildings. Design details show forms for one-way and two-way joists, and products for beam, slab, wall and column forming. / The Ceco Corp.

MASONRY: UCI 4

3015 MASONRY RESIDENCE / Case study describes a Lincoln, Nebraska house by architect Thomas Bachtold, constructed largely of concrete masonry units, pavers and concrete roof tiles. / National Concrete Masonry Assn.

3016 BRICK CONSTRUCTION / Published by the Brick Institute of America, an eight-page index summarizes books, construction plans, slide and film presentations, vocational texts, technical notes and case studies offered to the professional interested in brick construction. / Brick Institute of America.

METALS: UCI 5



3017 CROWD CONTROL / Catalog shows a full line of crowd control products, including posts, turnstiles, brass rail and fittings, and the *Tensabarrier*, a self-contained tape on a portable post. A section explains the "Next Teller" system, widely used by banks, ticket offices, and fast-food operations. Price list accompanies the catalog. / Lawrence Metal Products, Inc.

3018 STRUCTURAL METALS / An eight-page catalog summarizes technical literature that describes company products for the construction industry. Free booklets are listed under three broad categories: products, applications, and design. / United States Steel Corp.

3019 INDUSTRIAL GRATING / Product bulletin stresses the corrosion-resistance of gratings made of *Cor-Ten A* steel, and discusses welding techniques and surface coatings. / Blaw-Knox Equipment, Inc.


3020 RAISED LUG PLATE / "Avenues of Application" booklet illustrates the range of uses for 4-Way steel safety plate. Also offered in an extra-corrosion-resistant galvanized finish, plate comes in three lug patterns and 21 thicknesses. / Inland Steel Co.

3021 METAL GRATINGS / Steel and aluminum products for industrial applications are covered in a 32-page *Gary Grating* catalog. Grid steel, stair treads and fastening devices are included. / IKG Industries.

more literature on page 26

uci 3

concrete



55



56



57

CAST-IN-PLACE CONCRETE

55 CHEMICAL RETARDER / An exposed aggregate finish that is weather resistant and maintenance-free is said to be possible using "Super-Tuf-Cote" chemical retarder in cast-in-place concrete form work. / Preco Industries.

CONCRETE ACCESSORIES

56 CHUCKHOLE PATCH / Immediate traffic-bearing capacity is said to be one of the features of "Rannite" chuckhole patch. Special resin binder withstands all weather conditions; packs to extreme density in concrete or blacktop. / Randustrial Corp.


57 TRANSPORTER / Small quantities of concrete or masonry, from 1/2 yd. to 1 yd. to 1 1/2 yd., can be delivered to building sites via a line of ready-mix transporters designed to be towed by pick-up truck. With tandem axles, surge brakes, hydraulic lift. / Can-Do Concrete Systems.



58



59




60

58 FLOOR PATCHING / Where concrete industrial floors are worn, chipped, or corroded, four floor patching compounds are available for repairs. Choice depends on need: for chemicals, for traffic, for speed, for freezers. / Permaflex Products.

59 SEALANT / "Lastek 35" is an adhesive-like structural sealant designed to seal cracks and separations in concrete while resisting shrinkage. Intended for floors, steps, foundations, and sidewalks, especially to seal water out of structural breaks. / Maintenance, Inc.


60 MASONRY COATING / When sprayed on porous masonry and stone surfaces, "Vand-L-Shield" saturates the sub-surface and is said to provide protection from paint and other defacement. An important component is BF Goodrich "Carboset" resin. / BF Goodrich Co.



61



62



63

PRECAST CONCRETE

61 FORMING SYSTEM / "Con-Tech" concrete forming system has been used in more than 30 countries to produce basic living units in as little as five working days. Also applicable to offices, factories, stores, schools, and hospitals. / International Housing Limited.


62 FOAMED CONCRETE / A "pre-castable autoclaved light-weight concrete," or "REPALC," is available that is worked like timber and is said to have the insulating properties of wood; is non-combustible; is formable for light construction. / Showa Denko America.

63 WALL PANEL / A patented finishing process permits several exterior style options for this factory-insulated, pre-stressed concrete wall panel system. Insulated cores of variable thickness and U values available. / Butler Manufacturing Co.

masonry uci 4



76



77



78

MASONRY ACCESSORIES

76 CAULKING / "Sealo" caulk is formulated with slow-drying waterproofing oils which are said to allow the caulk to become firm yet pliable underneath, filling openings in metal, brick, wood, and masonry. / Randustrial Corp.

MORTAR

77 ACRYLIC STUCCO / Premixed, colored, ready-to-use "Z-Brick" exterior acrylic all-weather stucco is applied to any clean structurally sound substrate, such as concrete, exterior plywood, polystyrene foam board, or cement block. / Z-Brick.

SIMULATED MASONRY

78 STUCCO PANEL / A simulated stucco siding panel is available in 4- by 8-ft. and 4-ft. by 9-ft. sizes as "Adobe," factory-primed hardboard for exterior use. / Weyerhaeuser.



79



80



81

79 BRICK PANELS / Crushed stone and reinforcing fiber glass produce "Marlite" brand interior antique brick panels in three tones, to which mortar can be added by caulking gun. These imitation brick walls can be cleaned with soap and water. / Masonite Corp.

STONE

80 STONE PANELS / Aggregates in nine colors and several textures are applied to a 3/8-in. APA plywood or 1/4-in. mineral fiber board substrate sized 4-ft. by 8-, 10-, or 12-ft. as "Natural Stone Panels" for exterior and interior use. / Sanspray Corp.

UNIT MASONRY


81 BRICK IN COLORS / The traditional building material is available in reds ranging from light pink to deep crimson, buffs from light cream to brown, and light to dark earth tones, with smooth to rough finishes. / Triangle Brick.



82



83



84

82 MASONRY UNIT / An addition to the *Soundblox* line of structural, sound-absorbing masonry, the "Type R Split Rib" unit has an inner metal septa dividing cavity volumes. Slots are funnel-shaped. "Type R" units may be used indoors or out. / The Proudfoot Co., Inc. GB, ICR*

83 BRICKPLATE / An unglazed brickplate called "Sandstone 1500" is strongly patterned in tan and brown shades to resemble grain hardwood. Available in 4- by 8-in. size for indoor or outdoor walkways, slip-resistant, frostproof, stain resistant. / Gail.

84 HIGH BRICK / Manganese finishing is now available in this line of structural high brick. Each unit is over 60 per cent solid, and is offered in a fine- or heavy-finish spec on nominal eight- by eight-in. face sizes. Manganese high brick may be used indoors or out. / Stark Ceramics, Inc. GB, ICR, E*

Stark Structural Facing Tile



Akron-Canton Regional Airport, North Canton, OH / Architects: Dansizen & Martin / General Contractor: Gibbons-Grable Company

Better than ceramic tile: Economical. Structural. And permanent.

Why specify block and tile separately, when Stark textured tile gives you the economy of a structural wall and durable face in a single product?




Textured tile is kiln-fired clay tile with an attractive, permanent face that won't stain, discolor, chip or peel. Fired at over 2000° F. during manufacture, textured tile can't burn, spread flames or emit toxic fumes.

Stark tile is as attractive as it is durable. In fact, in applications like the Akron-Canton Airport shown above, textured tile's deep-relief, random pattern and earthtone colors encourage innovation in design and atmosphere.

Combines noise control and low maintenance

For those areas where sound control is necessary, specify Stark acoustical tile, available with a glazed or textured face. Both



are virtually impervious to heavy traffic and vandalism, never need painting, and provide a sound absorption coefficient of .73.

Sound Absorption Coefficients

Tile Size	500 CPS	Noise Level
6T	.79	.60
8W	.73	.55

For new literature, write: Stark Ceramics, Inc., P.O. Box 8880, Canton, OH 44711. Or call toll free: 1-800-321-0662. In Ohio, call collect: 216-488-1211.




3022 ETCHED METALS / A full-color brochure with samples describes etched metal panels suitable for walls, counter tops, elevator paneling and doors, and decorative use, with specifications and technical data. / Harry Lunstead Designs Inc.

**WOOD AND PLASTICS:
UCI 6**

3023 BALLISTIC ARMOR / Color brochure describes a line of *Kevlar* and *frp* ballistic laminates. Design information and end use descriptions are included for applications where light weight must be combined with a high level of

bullet penetration resistance. / M. C. Gill Corp.



3024 WOOD INFORMATION / The 1980 *WoodBook* is a hardcover reference with almost 400 pages on such

wood applications as floor and roof spans; subfloor and underlayment; paneling; decks and fences, etc. The \$10 charge represents a professional discount. The *WoodBook* is available in limited quantities from Avery-Phares, Inc., 3516 Sacramento St., San Francisco, CA 94118.

3025 WOOD PRODUCTS / Color brochure illustrates structural glued laminated timber, wood paneling, and other company products. Projects using these products are also shown. / Sentinel Structures, Inc.

3026 GLULAM BEAMS / An eight-page, four-color brochure, "Glulam Beams for Residential/Light Construc-

tion" provides typical construction details, span-load tables, tables comparing glulam sizes to sawn lumber, timber, and steel member sizes, and a list of glulam's advantage. / American Institute of Timber Construction.

3027 METALLIC LAMINATES / *Wilsonart* brochure illustrates all 17 base-relief and design surfaces in aluminum and copper offered for commercial, office and residential interiors. Test results are listed for stain- and abrasion-resistance. / Ralph Wilson Plastics Co.


3028 DECORATIVE LAMINATE / Color catalog uses close-up photos to illustrate all wood-grains, solids, patterns, leather, slate and marble laminate offered in the "Design Group 1" series. / Ralph Wilson Plastics Co.

Granite.

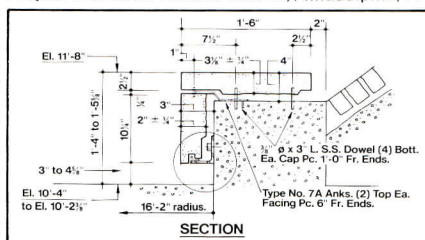
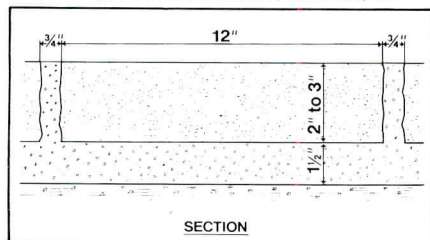
Not-so-pedestrian plazas for pedestrians.



Architect: Joe Karr & Associates, Chicago, IL
Sturr Young, Associate Architect, Oak Park, IL



Architect: Murphy Levy Wurman, Philadelphia, PA
Project Architect: Vincent Maiello, Philadelphia, PA




Granite is the elite paving material for plazas, walkways and mall areas where a combination of beauty, durability and ease of maintenance is required.

Granite is a natural building material and it naturally complements the landscaping portions of your architectural design. A wide selection of features including fountains and seating areas are available to enhance the overall appearance of your project.

For more information, plus a packet of full color literature illustrating our products in use, call toll free 800-328-7038. In Minnesota, call (612) 685-3621 or write to the address below.

Cold Spring Granite Company, Dept. AR-10 202 South Avenue, Cold Spring, MN 56320

Circle 1009 on inquiry card



Shakertown

3029 SHINGLE DESIGN / Planning kit on *Fancy Cuts* decorative cedar shingles includes sample shingle, with wrap-around printed flap showing a nine patterns actual size. A twelfth scale design tracing guide, color catalog and product data sheet are also supplied. / Shakertown Corp.


**THERMAL AND MOISTURE PROTECTION:
UCI 7**




3030 MEMBRANE ROOFING / A non-laminated PVC sheeting reinforced

more literature on page 3

uci 5 metals



97



98



99

FASTENERS & SUPPORTS

97 CAPSULE ANCHOR / This capsule anchor is a two-part system composed of a threaded rod stud and a sealed glass capsule containing a pre-measured amount of polyester resin, quartz sand aggregate, and a hardener in a separate vial. / Molly Divison/Emhart.

GRATINGS

98 INDUSTRIAL GRATING / This grating, made of "Cor-Ten A" corrosion-resistant, high-strength, low-alloy steel, has an estimated five to eight times the atmospheric corrosion resistance of ordinary carbon steel. / Blaw-Knox Equipment, Inc.

LIGHTGAGE METAL FRAMING

99 ARTWORK STORAGE / Unistrut metal channeling and materials were used in an innovative way to construct this sliding screen storage system for the La Jolla Museum of Contemporary Art. / Unistrut Div., GTE Corp.



100



101



102

METAL FABRICATIONS


100 STEEL PLATE / 4-Way raised lug steel plate is said to be easy to fabricate, with superior weather resistance. Applications range from structural floors to "high tech" tables and interior panels. / Inland Steel Co.

METAL STAIRS

101 METAL STAIRCASE / Shipped as one complete welded unit, including siderails and handrails, the Linder stair is built on a six- by eight-in. rectangular steel beam, rolled and welded to varying degrees of a circle. Steel treads and side rails may be covered in carpet as shown. / Linder Enterprises.

METALS & ALLOYS


102 METAL PANELS / Metal panels are individually hand etched and sprayed with a protective coating to resist scratches, alcohol and cigarette burns. Available in almost any size. / Lunstead Designs.



103



104



105

103 EMBOSSED METAL / A durable, simply installed metal surface, "Embossed Metal" sheets are non-combustible; panels have a Class 1 fire rating. New to the line is the MS120 design pictured, one of four patterns and textures now offered in brass plated steel, as well as stainless steel and aluminum panels. / Forms & Surfaces.

STRUCTURAL METAL FRAMING

104 SPACE FRAME / The Moduspan space frame is composed of five-ft reinforced steel modules with steel connectors. The 5,250-sq-ft frame shown here, a support canopy at the Fairmont Hotel in Denver, was erected on-site by crews using motorized platforms. / Unistrut Div., GTE Corp.

105 GEODESIC DOME / A 60 per cent sphere, this Mero system dome houses an atrium lounge in a Denver hotel. Only one size of wrench was needed to assemble the structure from Mero steel nodes and round steel tubing. / Unistrut Div., GTE Corp.

FASTENERS & SUPPORTS
GRATINGS
LIGHTGAGE METAL FRAMING
METAL FABRICATIONS
METAL STAIRS
METALS & ALLOYS
STRUCTURAL METAL FRAMING

*In 1981 Sweet's Catalog File (s): General Building (GB); Light Residential Construction (LR); Engineering (E); Interiors (I); Industrial Construction & Renovation (ICR).

Design for

Put Wheeling Steel Framing in your plans. Cut construction costs. Shorten financing time.

You specify savings in more ways than one when you specify Wheeling Steel Framing systems.

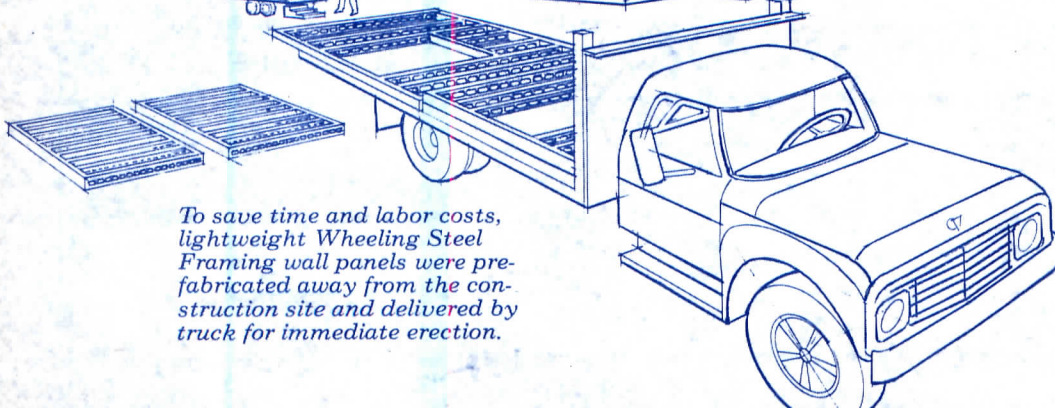
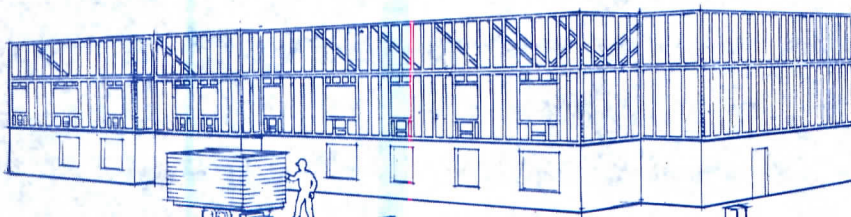

By fabricating wall and floor sections off-site ahead of schedule, construction costs can be cut by as much as 50 percent. And since the shell goes up faster, construction loan costs can also be cut because of shorter financing time.

Wheeling Steel Framing can support greater loads than wood or any other framing material. That means you can space it wider with centers at 24 inches or more. And reduce the number of members. In addition, all parts of

the Wheeling Steel Framing system — studs, joists, track and bridging — fit together in a practical building frame that lowers costs. And speeds construction.

These are just a few of the reasons why economical Wheeling Steel Framing is on the job at construction sites of all kinds: apartments, schools, townhouses, nursing homes, shopping centers, and low-rise office buildings. It is being specified and used by more and more architects and contractors every day.

To find out even more ways to save with Wheeling Steel




To save time and labor costs, lightweight Wheeling Steel Framing wall panels were pre-fabricated away from the construction site and delivered by truck for immediate erection.

Since steel prices are more stable, Wheeling Steel Framing lets you determine your costs more accurately over extended construction periods.

Wheeling Steel Framing components are pre-punched for easy installation of wiring and plumbing lines for more time and cost savings.

The strength and versatility of Wheeling Steel Framing systems provide many design options, as demonstrated by this unique hip roof application in this two-story office building.



Get fast information about Super-C Steel Framing. Plus a complete range of lightweight steel framing members for commercial and industrial buildings... all from a nearby source.

Lightweight steel framing—roll-formed from galvanized steel—is a unique, innovative building material that offers you some impressive advantages. Greater strength with less weight. Faster erection. Less

handling. No on-site waste. It requires no special skills or equipment, and it's cost-competitive with wood and masonry construction.

Best of all, it's extremely versatile—a good choice for either curtainwalls or load-bearing walls. And it's compatible with traditional materials and techniques.

U.S. Steel developed Super-C Steel Framing over ten years ago and has licensed Super-C to independent manufacturers nationwide—who can be a valuable resource for you. They'll provide you with design, technical and cost information on Super-C plus other lightweight steel framing members in a wide range of sizes and gages. And they can refer you to experienced contractors in your area.



United States Steel

Circle 1012 on inquiry card


For technical data, price and delivery information from a local source call us toll-free: 800-221-3333

We'll put you in touch with a Super-C manufacturer who can give you fast information about Super-C and other lightweight steel framing.

We'll also send you these fact-filled books on Super-C...including sizes, gages, physical and structural properties, load tables and architectural details. We'll deliver these books as fast as you need them!

Call toll-free: 800-221-3333.

(In New York State, call collect: 212-775-1395.)



SPECIFY
Crown Metal
STUD-EZE™

HIDDEN STANDARD INSERT
MERCHANDISING SYSTEM

Avoid distracting surface mounted standards.

Use Stud-Eze in conjunction with steel stud and drywall construction. Lets you hide the standard to which shelving brackets are attached. Stud-Eze offers flexibility and strength.


- No standards are visible to distract the eye.
- Offers considerable savings on construction costs.
- Just a slit shows . . . NO STANDARD IS VISIBLE!

For complete specifications please write

Crown Metal MANUFACTURING COMPANY
 312/873-3833 Dept. AR 1080
 25 South Lowe Avenue/Chicago, Illinois 60621

Circle 1013 on inquiry card

Get your guide to Wheeling's cost-cutting system.



Wheeling Steel Framing is a lightweight structural framing system that gives you flexibility of design and ease of installation, as well as major savings in construction time and labor costs.

To learn more about this popular and practical system, write for brochure WC-608. You'll get the information you need for specification, design and construction.

Write: Wheeling Corrugating Company, Wheeling-Pittsburgh Steel Corporation, Dept. GC-17, Four Gateway Center, Pittsburgh PA 15230.

Wheeling Steel Framing

Circle 1014 on inquiry card

with nonwoven fiberglass, *Sarnafil* single-ply membrane is claimed to not separate even under the most severe weather, pollution and mechanical stress conditions. A catalog provides complete product data and installation requirements for the UL- and FM-approved roll roofing. / Sarnafil U.S., Inc. GB*

3031 BUILDING PAPER / Product literature describes the multiple uses of *Flor-Cure W/S*, a pre-shrunk, wet-strength paper for the construction industry. Made of two sheets of 30 lb paper with a layer of tri-directional fiberglass reinforcement, *Flor-Cure W/S* meets FS standards for concrete curing paper and moisture retention, as well as ASTM-171. / GENTech, Glas-Kraft Div.

3032 COMMERCIAL INSULATION / Information kit includes fact sheets on *Styrofoam* insulation and two-dimensional heat flow calculator for perimeter foundation applications. The calculation method considers the most effective placement of the insulation and the amount of energy that may have been short-circuited around the insulation system. / Dow Chemical U.S.A.

3033 HARDBOARD SIDING / Available in panel and lap siding sizes, *Teton Stain Base* siding allows builders flexibility in customizing stain finishes. A color brochure contains information on finishing techniques, applications, sizes, and the *Teton* three-year guarantee. / Georgia-Pacific Corp.

3034 URETHANE INSULATION / Spray, froth, pour and foamboard types of rigid urethane insulation are discussed in a product catalog. Drawings show the insulation in place; product data and properties are listed. / Chemetics Systems, Inc. GB*

3035 WINDOW EXTRUSION / An eight-page color brochure with cut-away illustrations, engineering drawings and load table describes the thermally improved characteristics of the *Therm-A-Frame* insulating window extrusion system. Units can be installed from either the exterior or interior of the building. / Elwin G. Smith Div., Cyclops Corp.

3036 MEMBRANE ROOFING / Data sheet describes the uses and advantages of *GlasBase* asphalt-coated fiber glass mat, designed as a base sheet in built-up roof assemblies. / Johns-Manville.

3037 ROOFING ANALYSIS / "Field Application of Systems Technology"

computer systems are programmed to do major design and specifying computations for built-up roofing. A brochure explains this free service, offered to professionals through this manufacturer's regional offices. / Johns-Manville.

3038 BUILDING SYSTEMS / Pre-engineered buildings for commercial, community, farm and industrial use are shown in a color brochure. Features include the *Mecolok* standing seam roof, prefinished metal panel coverings, and accessories such as canopies and fascias. / Mitchell Engineering Co., Div. of The Ceco Corp.

3039 GLASS SEALANTS / Technical bulletins describe *Thiokol 800* and *805* insulating glass sealants, two-component polysulfide products developed specifically for use in the fabrication of organically sealed insulating glass units. / Thiokol/Specialty Chemicals Div.

3040 METAL WALL SYSTEMS / Flat and profiled architectural metal walls are presented in a comprehensive brochure. Data covers materials and finishes, fire ratings and insulation; diagrams and photos illustrate a variety of non-residential building installations. / H. H. Robertson Co.

3041 WATERPROOFING / Architectural guidelines for total waterproofing systems are given in a 17-page booklet. Information is presented for both traffic-bearing and non-traffic bearing systems. Details drawings included. / Tremco, Inc.

DOORS AND WINDOWS: UCI 8




3042 METAL DOORS / An expanded full-line catalog includes samples of the seven new colors available in *Steelcraft* doors and frames. / Steelcraft by American-Standard.


more literature on page 35




3043 COMMERCIAL WINDOWS / Brochure outlines the Gerkin total commercial replacement window system, designed for energy efficiency and installation ease. Units have a three-in. dead air space and wood thermal break, with many options available. / Gerkin Co.



3044 LOCKSET / Four-page brochure explains different *Best Lock* master-keyed locking systems and their applications. / Best Lock Corp.



3045 COLD STORAGE DOORS / Brochure on the *Mark II Electroglide* horizontal sliding cold storage door line features the *PowerTron* operator, with an all-gear drive for high reliability. / Jamison Door Co.



Four challenges, one solution, Laminated Glass

Monsanto

3046 LAMINATED GLASS / A 20-page color booklet discusses in detail the four primary benefits of laminated architectural glass: safety, sound control, solar control and security. Photos show laminated glass in a range of structural applications. / Monsanto Co.

3047 HEALTH CARE DOORS / The special requirements of slide-swing patient access doors are discussed in an automatic door brochure. An all-steel entry door with slide-swing action is also offered. / Horton Automatics, Div. Overhead Door Corp. GB*


AUTOMATIC SWINGING DOORS



3048 AUTOMATIC DOORS / Pneumatic and electric swinging doors for a complete range of occupancy and life safety requirements are highlighted in a six-page folder. Traffic control accessories and actuators are included. / Horton Automatics, Div. Overhead Door Corp.

3049 OVERHEAD DOOR / Illustrated product sheets detailing seven different types of commercial/industrial/residential overhead doors. Information covers features, optional equipment, track details, space conditions, installation instructions, detail drawings, size range and specifications. / McKee Door Co.

more literature on page 46



If your work includes multi-residential or light commercial projects, we urge you to look into the use of steel framing. For a number of very good reasons.

First, speed. All framing components can be prefabricated into panels—up to 40 feet long—which are simply positioned, plumbed, and welded or screw attached. Each section includes the necessary openings for doors, windows, air conditioning and ventilation units. Once the structural frame is in position, the assembly can be quickly closed in—allowing inside work to proceed immediately . . . without regard to weather conditions.

Steel framing can trim several months from the construction schedule. Which means earlier occupancy and, often, substantial savings in interim financing.

Overall costs are lower than for alternative construction techniques. The assemblies are lightweight, so no heavy equipment is needed for placement. And components of the steel framework will not warp, shrink or swell . . . are incombustible . . . and are impervious to termites, rot, or varying climatic conditions.

Design freedom is virtually unlimited. These systems can accommodate a wide variety of exterior finishes—from traditional stone and brick to intricate stucco, metal, wood and concrete panels, and composite facing materials.

Write for our Technical Bulletins 131 and 136 which give complete information on steel framing.



Circle 1015 on inquiry card

wood and plastics

6



118



119



120

ARCHITECTURAL WOODWORK

118 WOOD PRODUCTS / "Compass Wood" planks are part of a line of construction wood products that go from green log to finished, seasoned timber in less than 60 minutes. Thin boards are press-dried under heat and pressure, producing a plank said to shrink or swell less than conventionally dried wood. / Sentinal Structures, Inc.

119 REDWOOD PANELING / Clear all-heart redwood is precision joined and glued to form nominal 3/8-in. by 5-in. by 8-ft tongue-and-groove panels. Can be blind nailed, face nailed, stapled, or glued. "Palco-Loc Redwood Interior Paneling" has saw-textured and smooth surfaced sides. Kiln dried. / Pacific Lumber Company.


120 WOOD PANELING / A German technique for paneling with wood specially grooved for clips that are nailed or stapled to furring strips—wood is untouched by nails—is now available as "Profilewood." Made from clear grain wood in three- to 20-ft lengths. / Ostermann & Scheiwe.



121



122



123


LUMBER

121 REDWOOD LUMBER / Knot-textured lumber products include kiln dried or air seasoned redwood with tight knots in a range of grades for interior use, siding, trim and millwork. / California Redwood Assn.

122 RUSTIC SIDING / This select knotty redwood siding and paneling is applicable for interiors and exteriors. The rough tight-knotted texture is accented with random streaks of cinnamon-toned heartwood and cream-colored sapwood. / Simpson Timber Co.

PLASTIC LAMINATES

123 METALLIC LAMINATE / "Brite Interweave" is a woven cane design in aluminum-metallic laminate, available for vertical and light-duty horizontal surfacing. "Wilsonart" laminates resist a number of commonly used organic solvents and household materials. / Ralph Wilson Plastics Co.



124



125



126

124 GRID DESIGN / One of five dimensional designs in the "Design Concepts" group of decorative laminates, "Graph" features thin lines geometrically set 5 mm apart on a high-gloss background. Available in six basic colors, "Graph" was designed by Barbara Ross and Barbara Schwartz of Dexter Design, Inc. / Formica Corp.


125 PLASTIC LAMINATE / "International Oak" is a plastic laminate with the appearance of oak butcher block in a mid-tone brown coloration. / Consoweld Corp.

WOOD TREATMENT


126 FIRE-RETARDANT WOOD / "NCX" fire-retardant treated wood protects against fire in exterior applications. The wood is pressure-impregnated with a specially formulated preservative solution; not affected by weather exposure or high humidity. / Koppers Co., Inc.

uci 7

thermal and moisture protection



139



140




141

CLADDING/SIDING


139 ALUMINUM COMPOSITE / "Alucobond" material, a high-strength yet extremely flat and easily formed aluminum composite, is used in exterior and interior wall applications and architectural signs. It is made of two thin sheets of aluminum with a thermoplastic core. / Consolidated Aluminum Corp.

140 BEVEL SIDING / Exceptionally thick-butted bevel siding has the advantageous combination of redwood's natural rustic beauty and its superior performance. The thick butt and resulting shadow lines make the siding walls look stronger with a deeper third dimension. / The Pacific Lumber Company.

141 REDWOOD SIDING / Air-seasoned or kiln-dried redwood plywood produces a siding material naturally resistant to fire, decay and weather. Shown used on a house designed by Lee Hayes & Associates. / California Redwood Assn.



142



143




144

142 ALUMINUM SIDING / "Driftwood" has a deep grain texture embossed into the metal, and is finished in two complementary shades of the same color to provide depth and contrast. The butt end of each vinyl-coated panel is extra thick for a more natural-appearing shadow line. / Alcan Building Products.

143 VINYL-COATED SIDING / *Vin-Al-Wood* aluminum siding, embossed with a wood grain, is finished with a coating of polyvinyl chloride said to be five times thicker than ordinary paint finishes. *Vin-Al-Wood* siding is backed by a non-prorated 40-year limited warranty. / Alcan Building Products.


144 PANEL SIDING / *PlankSide* panel siding in a redwood grain comes pre-stained in two finish colors, or factory-primed for field finishing. Four-ft-wide panels are eight- or nine-ft long, shipped for easier installation. / Masonite Corp.



145



146




147

145 WALL CLADDING / *EFG Cladding System 601* is an opaque glass wall designed to give exteriors of new and remodeled low-rise buildings an all-glass appearance. Glass panels are joined edge to edge, so that support members do not interrupt the clean line. / PPG Industries. GB*

146 HARDBOARD SIDING / Hardboard siding with a deeply textured surface duplicating real wood siding is now offered as "Teton Stain Base." Its surface is said to accept a semi-transparent acrylic stain using only about half the normal quantity of paint required for hardboard siding. / Georgia-Pacific Corp.

147 VINYL SIDING / "Mark 5 Vinyl-Shake" comes in an easy-to-install double-five width. Made of *Duranyl* vinyl compound, panels are solid color clear through, and backed by a 40-year limited warranty. / Mastic Corp.

CLADDING/SIDING
FLASHING
INSULATION
MEMBRANE ROOFING
METAL ROOFING
PREFORMED WALL & ROOF PANELS
ROOF ACCESSORIES
ROOFING SPECIALTIES
SEALANTS
SHINGLES & ROOFING TILES
WATERPROOFING &
DAMP-PROOFING



Always open.

Trus Joist Corporation's wood and steel TJ/50 series trusses are always open for ductwork, plumbing and wiring. This feature really cuts installation costs, and often eliminates the need for costly suspended ceilings.

In many 7-Eleven stores, the open-web structure is used for return air-flow to the air-conditioning system. To support roof-top mechanical units, two TJ/50 series trusses are provided, *fastened* together for easy installation.


Trus Joist precision engineering and stringent manufacturing requirements ensure a high quality product that's simple to use and easy to install.


Like 7-Eleven stores, Trus Joist is local and convenient. Over 100 sales offices dot the map. 180 field representatives are always ready to respond to local problems and special requirements.

They are open to your inquiries.

Wood Technology Leader for 20 years.
 **TRUS JOIST CORPORATION**
 P.O. Box 60-A • Boise, Idaho 83707 • (208) 375-4450

COMPLIMENTARY COPY of our 94-page technical support manual will be delivered by a Trus Joist representative on request. Please write on your company letterhead to the address below.






148




151



154



157




149




152



155




158



150



153



156



159

148 FANCY CUT SHINGLES / Decorative cedar shingles in round and diamond patterns are now available in plywood-backed eight-ft panel form. The laminated panel requires no sheathing or furring strips, and can be nailed directly to studs. Other "fancy cut" shapes may be special ordered. / Shakertown Corp. LRC*

149 VINYL CASING TRIM / For use with T-Lok solid vinyl siding, vinyl channel literally becomes the new casing around doors and windows. Solid-color trim provides a custom look, eliminating the need for break-forming aluminum casing. / Mastic Corp.

FLASHING

150 ROOF ACCESSORIES / "Super-flash" multi-seal makes any roof projection water-tight. Made of ethylene propylene diene monomer, these products are ozone- and ultraviolet-resistant with a temperature range of -60 deg. F to 270 deg F. Fittings are all stainless steel. / York Manufacturing Inc.

INSULATION

151 INSULATION / Now available are "FSK-25" fiberglass batts for commercial insulation, designed for areas where an insulation with flame spread of 25 or less is specified. The facing material is flame-resistant and serves as a vapor barrier. / Johns-Manville. GB LRC*

152 ACOUSTICAL CONTROL / Fiberglass sound control batts help reduce sound transmission through steel stud wall constructions. Made especially to fit standard spacing and thickness of steel studs. / Johns-Manville. GB, LRC*

153 PIPE SLEEVES / Pre-slit Pipesulation thermal sleeves slip around water pipes to reduce energy usage while also prohibiting condensation buildup on pipes. / U.S. Gypsum Co.

154 DUCT INSULATION / This duct insulation is made with an inner layer of 1/8-in. closed-cell insulating foam and a protective outer layer of thick, heat-reflective aluminum foil to stop air leaks and insulate from temperature extremes. / Macklanburg-Duncan Co.

155 SHEATHING BOARD / Super Sheath foil-faced sheathing board combines insulating qualities of expanded polystyrene with highly reflective foil laminate to provide light weight, tough facing and firm backing. / Monticello Group Corp.


156 BLOCK INSULATION / These individually molded, plant-installed, expandable polystyrene inserts are designed to fit the cores of standard two-core masonry units of 6-, 8-, 10-, and 12-in. sizes. / Korfil Inc. GB*

157 CRICKET SYSTEMS / Six "Foamglas" roof insulation cricket systems designed to work with Pittsburgh Corning's tapered Foamglas roof insulation systems are available in 30-ft to 80-ft lengths in 10-ft increments. They form a series of peaks and valleys, all directing water to the drains. / Pittsburgh Corning Corp. ICR*

158 SIDEWALL SHEATHING / This nail base sidewall sheathing is made of strong insulating structural building board plus polyurethane foam with a Class 1 flame spread and with a back surface of asphalt-saturated felt. Available in 4- by 8-ft, 4- by 10-ft, and 4- ft by 12-ft. / Homasote Co. LRC*

159 ROOF INSULATION / Fiberglass has replaced organic felt as the facing material used for this line of urethane roof insulation products. Porous in construction, the fiberglass facer will not retain surface moisture. Bonded to both sides of the insulation, facers are offered in asphalt-impregnated and aluminum fiberglass versions. / NRC Barriers Inc. BG*

*In 1981 Sweet's Catalog File (s): General Building (GB); Light Residential Construction (LR); Engineering (E); Interiors (I); Industrial Construction & Renovation (ICR).



160



161



162

160 INSULATION VENTS / For use in conjunction with insulation, expanded polystyrene *ProperVent* is now available in a new size designed for 24 o.c. construction. Vents are said to ensure necessary ventilation and air movement in the attic area. / ProperVent, Inc.


161 EXTRUDED WINDOW / Built to be fully interfaced with the *Foamwall* insulated metal wall construction system, the *Therma-Frame* sash extrusion ensures complete structural integrity of the building without inhibiting normal thermal expansion and contraction. / Elwin G. Smith Div. Cyclops Corp. GB*

MEMBRANE ROOFING

162 MEMBRANE ROOFING / This single-ply, cold-applied roofing and waterproofing membrane for new construction and reroofing is also used as flashing for conventional coal tar bitumen built-up roof systems. The highly reflective exterior makes a significant contribution to cooling efficiency in air conditioned buildings. / Koppers Co., Inc.



163



164



165


METAL ROOFING

163 METAL ROOFING / Certified to UL-90, the *Riblok* roof uses pre-drilled clips to hold the 30-in.-wide steel panels. A roll-on sealant and batten cap ensure the leakproof integrity of the sidelaps. / Kirby Building Systems, Inc.


164 STANDING SEAM ROOF / The *Auto-Lok* zinc roofing system produces a water-tight, double-lock standing seam, and includes a ventilated air space to remove condensate. *Auto-Lok* roofs are available in pre-weathered *Microzinc 70* and mill-finish *Econo-Zinc*. / Ball Metal & Chemical Div. GB*

PREFORMED WALL & ROOF PANELS

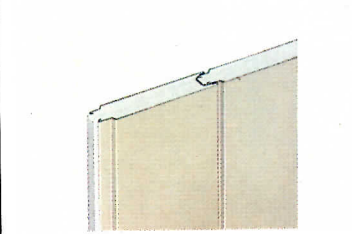
165 PANELS AND TRIM / Bold lines, wide-coverage panel design, and careful use of color give a more tailored look to pre-engineered buildings with the "AP-3" architectural wall panel. It is 36-in.-wide with 2-in.-high double ribs on an 18-in. module. / Atlantic Building Systems.



166



167




168


166 SEAM ROOF / A stand-off clip, creating a full 1 3/4-in. of additional space for insulation between roof panels and purlins, has been added as an optional feature of the "AR-5000 Standing Seam Roof System". This space acts as a thermal break to reduce heat transfer through the roof. / Atlantic Building Systems.

167 METAL ROOFS/WALLS / Said to combine attractive appearance, weather-tight construction, low-cost erection and long life, the *Klip-Rib* roof and wall system is based on a unique installation clip, which mounts the panels with no penetration, battens or sidelap crimping required. / ASC Pacific, Inc.


168 PREFORMED WALLS / *Insul-Therm III* metal wall panels sandwich three in. of polyurethane foam between G90 galvanized steel faces for a U-value of .05. Each integral wall panel has a 24-in. nominal coverage width, and is available up to 28-ft long. Vertical tongue-and-groove side joints come with factory-applied sealant. / Steelite, Inc. GB, ICR*



169



170



171

ROOF ACCESSORIES

169 ROOFING FELT / *Barricade* shingle underlayment is claimed to perform significantly better than traditional asphalt roofing felt. Wide widths and more square footage per roll facilitate easy installation. / Simplex Products Group.

170 WALL COPING / A new protective wall coping for masonry walls has coping extruded from rigid vinyl. Ordinary mortar is used to imbed the coping in the wall top. Then it forms a key which holds the coping firmly in place. / Tepromark International Inc. GB*

171 PAVER PEDESTAL / For use with single-ply and protected-membrane decks, the *Pave-El* system elevates, spaces, and provides drainage for paver-stone installations. Lightweight plastic units have eight vertical spacing ribs on the upper surface, and are placed below the intersecting joints of four pavers. / EnviroSpec Inc.




172




175



178



181




173




176



179



182



174



177



180



183

172 SOFFITS/FASCIA / Available in ventilated and solid versions, vinyl-coated aluminum soffits resist the moisture and condensation problems common to roof overhang areas. Matching fascia complete the roof trim installation. / Alcan Building Products.

175 PRE-FINISHED FASCIA / Factory-formed *Microzinc 70* fascias have a pre-weathered finish, and need no painting or maintenance. / Ball Metal & Chemical Div. GB*

SHINGLES & ROOFING TILES

178 ROOFING / These fiberglass shingles have received UL approval, Class A fire rating. Recommended uses include residential and commercial. / Johns-Manville. GB, LRC*

179 ROOF SHEATHING / Thermo-ply roof sheathing is intended to be used in place of traditional plywood and/or 30 lb felt for under-roof tile applications. When specifically used with concrete roof tiles, the building's thermal performance is claimed to be increased by at least 8 R-factors, compared with tile roofs with no underlayment. / Simplex Products Group.

180 CEDAR SHAKE PANELS / For roofs, mansards and side walls, labor-saving shake panels consist of random width 24-in. handsplit cedar shakes permanently bonded to 5/16-in. exterior plywood to form eight-ft. panels. Panels have a self-aligning feature for an 11 1/4-in. exposure. / Shakertown Corp. LRC*

181 FIBERGLASS SHINGLE / Made of fiberglass mat, special asphalts and rock granules, "Glas Bilt" shingles earned the Class "A" fire resistance rating. The shingles also have a wind seal feature that uses thermoplastic dots. / Bird & Son, inc.

WATERPROOFING & DAMPPROOFING

182 WOOD PRESERVATIVE / The new "Weather Screen" is an exterior water repellent, wood preservative stain. Available in 10 semi-transparent colors, it was developed for use on exterior wood materials such as decks, fences and siding. / Olympic Stain.

183 HEAVY DUTY COATING / Cement-base "Thoroseal" is packaged in dry powder form and gives a heavy duty coating to all masonry and concrete. It fills and seals pores and voids, assures complete protection against moisture penetration, and permits walls to breathe—unlike paint film. / Standard Dry Wall Products.

SEALANTS

176 SILICONE SEALANTS / Number 863 is a glazing and construction sealant with high structural strength. Number 864 is an architectural sealant of low modulus for applications requiring high elongation and compression recovery. Both are available in 1/2-gal. cartridges and 2-gal. pails in four colors. / Pecora Corp. GB*

177 JOINT SEALANT / Sonneborn's "Sonolastic NP 1" is one-component, non-priming, low-modulus urethane sealant designed for application in active interior and exterior joints. With proper surface preparation, it bonds to concrete, masonry, aluminum and glass without the use of a primer. It is formulated with a urethane base and is available in a wide range of architectural colors. / Sonneborn Building Products Division of Contech Inc. GB, E*

ROOFING

173 FRAMING SYSTEM / System features interlocking panels with vee or square battens, three spacings, and four colors. This lightweight, high-strength system also incorporates connectors that bend to any angle. / W.P. Hickman Co. GB*

174 ROOFING TILE / *Brand 117* vitreous tiles have a rain groove to prevent water from accumulating between roof and tile. Interlocking design provides exceptional wind, rain and vibration resistance, and requires only one nail per tile for installation. Frostproof glazed tiles and ornaments are available in 10 colors. / International Tile & Supply Corp.

*In 1981 Sweet's Catalog File (s): General Building (GB); Light Residential Construction (LR); Engineering (E); Interiors (I); Industrial Construction & Renovation (ICR).

TAMKO Introducing TAM-GLASS™

a new generation of fiberglass built-up roofing products.



The TAMKO TAM-GLASS Built-Up Roofing System offers all the advantages of conventional fiberglass — plus improved strength and a broader product line.

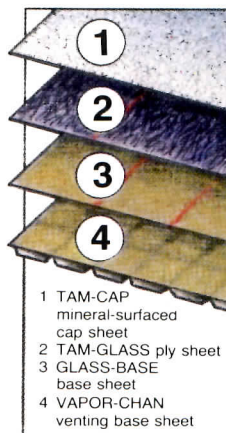
TAMKO-produced fiberglass mat features improved tensile strength.

Unique steps in our manufacturing process give TAM-GLASS fiberglass added strength in the cross-mat direction. The advantage is extra resistance to extreme stresses of thermal shock. And of course, this exclusive construction meets all requirements of ASTM D-2178-76, Type IV.



TAMKO is unique in offering a broader line of fiberglass built-up products.

Many companies offer only the fiberglass ply sheet, giving you no choice of base or surfacing options. The TAMKO line





includes two base-sheet types, ply sheet, and mineral-surfaced cap sheet.

Plus all the advantages of inorganic fiberglass construction. Light in weight. Superior resistance to rotting, curling, warping, fishmouthing, wrinkling, buckling, blistering, and weather oxidation. In addition, its porosity permits moderate amounts of air and moisture to escape during application.

Free 8-page brochure available. Call or write for yours today.

TAMKO TAM-GLASS
FIBERGLASS BUILT-UP ROOFING SYSTEMS



TAMKO Asphalt Products, Inc. P.O. Box 1404, Joplin, Missouri 64801, 417 624-6644, TWX 910-774-4521
Since 1944. The nation's only manufacturer of organic, glass, and polyester base roofing products.

Circle 1017 on inquiry card

Investment the '80s?

High inflation. Unstable money supplies. Escalating energy costs. Each is an indicator of the economic climate confronting today's building market.

To weather the '80s, design, construction and maintenance practices must improve. In efficiency. In reliability.

That's why building teams are turning to Dow Corning silicone construction products. Perhaps the one building investment that will survive the decade. And beyond.

Unmatched weatherability.

Nothing lasts like Dow Corning silicone construction products.

They offer extraordinary resistance to moisture penetration and attack by environmental contaminants.

They respond well to the thermal expansion and contraction cycles all building materials undergo. And our silicone sealant line includes a selection of dynamic joint movement properties to match the application.

Even a clear day has its destructive element in ultraviolet light. But Dow Corning silicone construction products can handle it. Without breaking down. Without drying out. Without cracking. And year after year.

Unsurpassed reliability.

The truly critical question one can ask of a building material is "How long will it last?"

Dow Corning silicone construction products have been used successfully for more than 25 years. In certain instances, materials applied 15 to 20 years ago are still on the job. With no visible signs of deterioration.

A four-point plan.

Dow Corning's silicone construction product line can handle any sealing operation. In construction joints. In glazing applications. Especially on the roof.

Dow Corning 790 silicone building sealant, developed for expansion joints, offers the lowest modulus available today. It reliably accommodates joint expansion up to 100 percent and joint compression up to 50 percent without tearing or shearing out.

A structural glazing compound, Dow Corning 732 silicone building sealant provides high modulus characteristics and excellent adhesion. It accepts inordinate wind-load stress to ensure the success of structural glazing systems.

Ideal for all conventional sealing and glazing applications, Dow Corning 795 silicone building sealant adheres well to a wide variety of construction materials. Its low modulus properties allow for ± 50 percent joint movement.

The Dow Corning silicone/urethane roof system seals in heat and cool air for up to 30 percent energy savings. It also provides long-term protection from the environment. Seamless and self-flashing, it can be installed on new or existing roofs.

For more information on Dow Corning's silicone investment plan for the construction market, write: Dow Corning Corporation, A-0009, P.O. Box 1767, Midland, MI 48640.

Together, we can weather the '80s.

DOW CORNING

DOW CORNING


© 1980 Dow Corning Corporation

Circle 1019 on inquiry card


3050 OVERHEAD DOOR / This new guide includes key definitions, door types and comparisons, hardware options, trajectory types, engineered systems, information on manual and electric operators and a specification checklist. Also included is a special section on energy conservation. / McKee Door Co.

3051 STEEL FRAME / An adjustable steel frame, "Series 800," for doors in new or remodeled work, is explained briefly in a pamphlet: principal features, basic details, and schematic drawings are given. Adjustable for 1 3/8- and 1 1/4-in. doors, drywall or plaster openings. / Amweld Buildings Products. ICR*

3052 SLIDING HARDWARE / A condensed sliding hardware catalog covering sliding and folding door hardware, drawer slides, shelf standards and supports, and hospital hardware is available. Brochure includes in-use photographs, cross-sections, and basic specifications. / Grant Hardware Co. GB*



3053 UNBREAKABLE WINDOW / Color photos and detail drawings illustrate how the VRW 610 replacement window provides thermal break efficiencies and unbreakable Lexan glazing in a dual-glazed, single-sash window. / Amcor Industries Inc. ICR*



3054 ROLLING DOORS / Color catalog presents a full line of metal rolling

doors and grilles for a wide variety of use in commercial, industrial and government and institutional buildings. Product specifications, cutaway drawings, and in-use photos are provided for all standard and fire-rated rolling doors and closures. / The Cookson Co. GB*

Some doors aren't ready for emergencies.



3055 SECURITY HARDWARE / Made to meet new requirements of life-safety building codes, the *Controller* three-point locking system fits into the inactive leaf of a pair of doors. An illustrated folder explains the entrance device, which prevents the locking of one door while the other leaf is unlocked. / Kawneer Co.

3056 ALUMINUM WINDOWS / Color catalog describes the thermal efficiencies of *Sealair Isolock* windows, which provide for maximum ventilation and interior washing. Limit-stop hardware is standard on all operable windows. / Kawneer Co.

3057 PANIC EXIT / The *Paneline* concealed rod exit device is integrated into the door design, protruding only one in. from the door. A data sheet stresses the exit's security and safety features. / Kawneer Co.



3058 BARRIER-FREE ENTRANCE / Available with three types of door closers, the *Kawneer* barrier-free en-

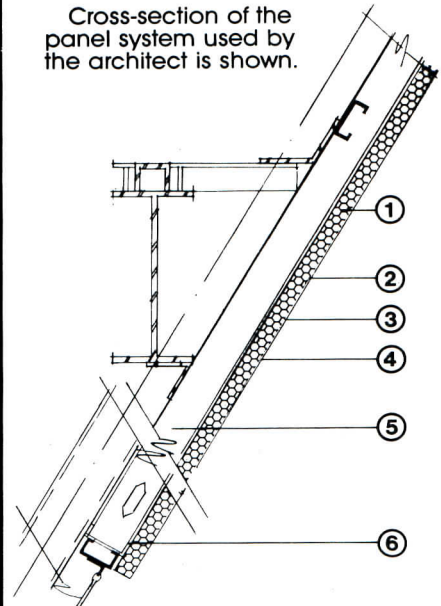
more literature on page 51

dryvit[®] System, Inc. OUTSULATION[™]

Pre-fabricated panels go up fast and easy.

The inverted pyramid structure (facing page) went up fast thanks to skillful application of Dryvit pre-fabricated panels. In this case, the panels were created nearby. They could have been trucked in to the site.

Cross-section of the panel system used by the architect is shown.



1. **Dryvit Insulation Board:** a rigid panel of expanded polystyrene with optimum insulating characteristics. Board sizes, thicknesses and shapes are available as required by design.
2. **Dryvit Reinforcing Fabric:** specially woven and treated fiberglass fabric is embedded in the Primus coating to prevent surface cracking.
3. **Dryvit Primus/Adhesive:** Dryvit's unique plaster material mixed with Type I Portland Cement is used to adhere Dryvit Insulation Board to backup surface. It is also used to embed Dryvit Reinforcing Fabric on the face of the board.
4. **Dryvit Quarzputz Finish:** one of four finishes available. This synthetic plaster material has high bond strength, permanent integral color and an applied texture that provides a weatherproof jointless exterior surface.
5. 4" x 16 ga. "C" stud at 16" O.C.
6. 5/8" exterior grade gypsum sheathing conforming to federal specification SS-L-30D, Type II, Grade W, Class 2 and ASTM C-79.

DRYVIT SYSTEM, INC.
420 Lincoln Avenue, Warwick, RI 02888
(401) 463-7150
Plant Locations: Warwick, RI and Tulsa, OK

Circle 1020 on inquiry card



Contact Your Volclay Panel Distributor

Internationally Distributed.

For your U.S. distributor call Sweet's Buyline

- England, Ireland, Scotland, Wales: Rawell Marketing Ltd. Telex 628497 Rawell G.
- France: Societe Arpec Telex 610 050 Arpec
- Sweden, Norway, Denmark, Finland: Ahlsell, I. R. Telex 19338 Alsel s
- W. Germany, Benelux, Switzerland, Austria, Saudi Arabia: Huecker and Rasbach Telex 415729
- Venezuela: Tecnoconcret C.A. Cable: Tecconcret
- Philippine Islands: Milwaukee International Marketing, Inc. Telex 22466
- Hong Kong: Benpak Waterwise Cable: HARMONY Hong Kong
- Quebec, Atlantic Provinces, Eastern Ontario: Bemalux Inc. Phone (514) 337-2770
- Western Ontario, Manitoba, Saskatchewan: G. D. Johnson Ltd. Phone (204) 233-4107
- Alberta: Fabrikem Construction Supplies Ltd. Phone (403) 244-3322
- British Columbia: Fabrikem Construction Supplies Ltd. Phone (604) 253-3177




trance is flexible: a product brochure explains how variable & height bottom rails and wear shields allow the designer to meet various code and height requirements. / Kawneer Co.



3059 AUTOMATIC DOORS / Entrance catalog features the *Swingmaster* door with an electromechanical operator. Available in both surface-mounted and overhead concealed versions, the *Swingmaster* is a spring-close unit that requires no air, oil, or other fluids. Balanced and sliding doors are also shown; actuating control options are listed. / Besam Inc. GB*

Paneline from Kawneer
The concealed rod exit device that doesn't get in the way.



Paneline is a concealed rod exit device that is designed to meet the needs of the architect and the user. It is a simple, elegant design that is easy to install and maintain. It is available in a variety of finishes and is suitable for use in a wide range of applications. It is a reliable and durable device that is designed to last for many years.

Kawneer

3060 ALUMINUM ENTRANCES / Thermal entrance featuring *Insulclad 260* aluminum doors are shown in a product brochure. Entrances are available with closers, locks, hinges, push-pulls and other hardware to meet a variety of applications. / Kawneer Co.


3061 STEEL ENTRANCES / Color photos of all "Designer Series" doors are shown in a booklet on *Benchmark* insulated residential entrance systems. *Vista* patio doors and bi-folds are also

included, as well as sections on energy saving features, fire ratings, and installation procedures. / General Products Co., Inc.

3062 ROLLING DOORS / Color catalog gives information and product specifications on metal rolling doors for service entrances in plants, warehouses and terminals. Also included are fully weather-stripped doors, UL-labeled fire doors, rolling grilles and shutters and electric operators. / Windsor Door Co.



3063 SECTIONAL DOORS / Upward-acting sectional doors for commercial and industrial applications are shown in a 20-page catalog. Also included are insulated steel and combination doors, pedestrian pass doors, and special designs with removable posts for clear-span applications. / Windsor Door Co.



3064 STEEL DOORS / The *Versadoor* is a 24-gauge steel unit with foamed-in-place insulation, available with flush, embossed or raised-plant faces. A color catalog illustrates a number of door configurations for multi-family and light commercial applications. / The Ceco Corp.

more literature on page 53

*In 1981 Sweet's Catalog File (s): General Building (GB); Light Residential Construction (LR); Engineering (E); Interiors (I); Industrial Construction & Renovation (ICR).

3200 STORM DOOR / Introduced recently is this company's new fully insulating storm door, the "Therm-core." Available in three styles, the new door is clad in rugged galvanized 24-gauge steel, filled with solid polyurethane foam, and has a complete thermal barrier to prevent heat transfer. Air infiltration is minimized by a custom-matched mounting frame, heavy weatherstripping and double vinyl bottom sweeps. Baked enamel finishes are available in a choice of white or brown. The door is being distributed in all states east of the Rocky Mountains. / Chamberlain Manufacturing Corp.

3201 INSULATED WINDOW / This four-page, full-color literature outlines the typical window problems associated with older buildings, (namely broken, vandalized and falling out windows). Six possible solutions to these problems are presented by the company's Kalwall Replacement Units, describing their construction, operation and installation. Technical data and typical window replacement drawings are included to demonstrate how the units can be installed in any type of building. These units have U-Factor options between .15 and .40. The units are translucent, with light transmission options ranging between 3 and 83 per cent. / Kalwall Corp.

3202 LOCKING DEVICES / A 36-page pricing guide from this manufacturer details a complete line of electric locking devices and accessories, including power supplies, controls, monitoring devices and basic support equipment. / LOCKNETICS.

3203 DOORS/HARDWARE / Available is a 12-page condensed catalog of fire and industrial doors, hardware specialties, electric operators, and controls for doors and gates. Included are industrial, commercial and sound retardant doors; wood, steel, aluminum and tin-clad doors; blast, radiation, damper, X-ray and acoustical doors. Sizing guides are shown for most types of doors, giving the specified information on door thicknesses, configurations for sliding doors, horizontal and vertical lift doors, swinging doors and folding doors. Weights per square foot are shown along with panel thicknesses. / Richards-Wilcox Manufacturing Co.

3204 ACCESSORIES / A full line of door hardware and accessories for electric enclosures, commercial refrigeration units, food service products, acoustical chambers, test chambers, environmental equipment and heavy duty vehicles are contained in a new, free catalog from this manufacturer. The 24-page Hardware Catalog contains photos, descriptions and diagrams of hinges, latches, handles and acces-

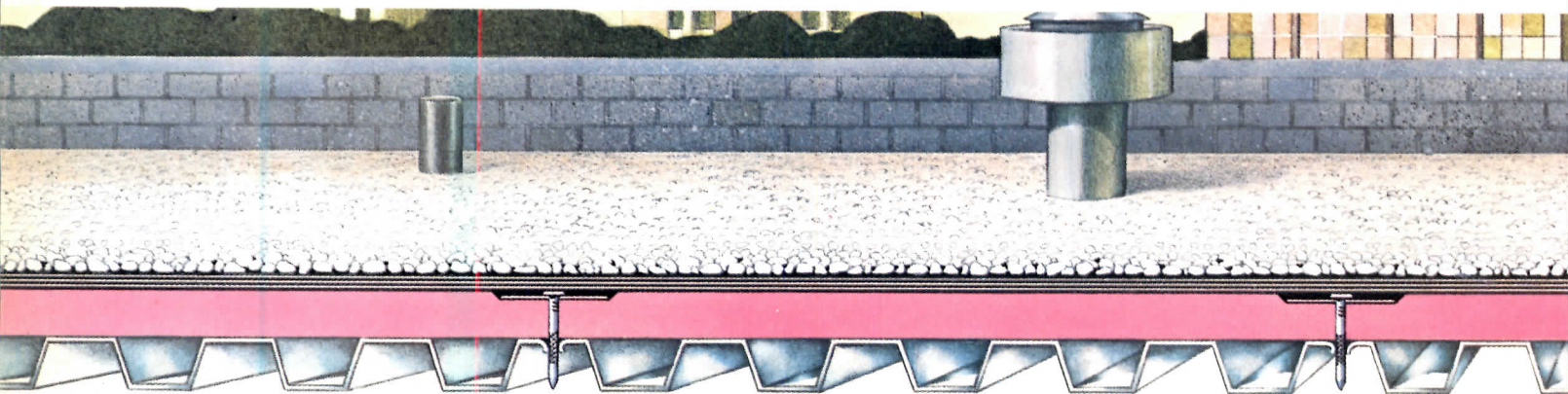
sory hardware to fit almost any industrial door requirement. Where applicable, explosion-venting hinges and latches, sliding door and trigger action latches, inside release handles and pull-handle levers are listed. / Kason Industries Inc.

3205 WOOD DOORS & WINDOWS / A four-color brochure shows the company's entire line of natural wood door and window products. There are 64 wood door and window products represented in hundreds of sizes, all suitable for staining or painting. Each photographed setting incorporates accessories, wall coverings, and other decorating ideas. / Jessup Door Co., Inc.

3206 ALUMINUM ACCESSORIES / Practical aluminum entrance door pulls and push plates are now available with individualized designs, which could include a logo, design or name of firm, or room designations. Brochure is called "A New Dimension in Door Pulls and Push Plates with Logos and Designs in Two Anodized Colors." / TAC Enterprises Inc.

3207 ACRYLIC WINDOW / *Krinklglas*, a translucent or opaque acrylic panel used as a stained glass alternative, is being distributed by this manufacturer. Because of a fiberglass reinforcement, *Krinklglas* is impact-resistant, lighter and is claimed to be 20 times stronger than glass. Its multifaceted textured surface draws and refracts light in a three-dimensional manner; its color range is unlimited with a standard selection of 50 solid colors and 15 multi-hued combinations. It can be used for both exterior and interior applications, including paneling, railings, skylights, interior partitions and screens, luminous ceilings, as well as church windows. / Wiedemann Industries, Inc.

3208 TRIPLE GLAZING / An eight-page booklet, called "The Andersen Triple Glazing Answer Book," translates technical information on triple glazing into layman's terms. The booklet sets forth the advantages of the triple glazing in reducing chill factor near windows, and explains how it works to limit passage of indoor heat to the outdoors. Included are tables that help calculate the savings in heating costs and illustrations that describe easy installation of various types of triple glazing to most styles of the company's windows. / Andersen Corp.



What the best insulated r

The Pink Stuff: Thermax.[®] It is simply the most efficient roof insulation on the market with a Factory Mutual Class I Fire Rating over steel decks. Thermax provides more insulating efficiency per inch than fibrous glass, composite, perlite or fiberboard roof insulations. Since mechanical fastening is the preferred system of attachment to steel decks, use Insulfast rapid fastening nail/disc system — a pneumatic gun and oxide-coated nails for fast, easy, permanent installation of Thermax to steel decks.

3065 THERMAL BREAK FRAME / Galvanized steel frames have a 3/8-in. vinyl separation of inner and outer frame components, with continuous weatherstripping. Data sheet profiles the door frame, hinge, strike and floor anchor details. / The Ceco Corp.

3066 HEAVY-DUTY DOORS / Catalog page depicts a number of dual-sided embossed panel designs available in the "Imperial" 20-gauge galvanized steel door line, built for heavy-duty commercial applications. / The Ceco Corp.

VERSADOOR

a new alternative to the ho-hum, humdrum doorway...

...for multi-family and light commercial buildings

3067 DOORS/FRAMES / Catalog includes a selection guide that matches frequency of use and impact probability of office, school, health care, apartment, hotel and industrial areas with the correct Ceco steel door for each

location. Flush, narrow stile, and UL fire doors are illustrated; the *Colorstyle* factory finish is explained. / The Ceco Corp.

3068 KEY CONTROL SYSTEM / Catalog describes more than 100 different key control systems, for desk trays, wall cabinets, portable cabinets, teachers' key rings and motel key tags. Visible index key systems can secure from 20 to 2,200 separate keys through a two-tag system. / Telkee Inc.

MARGARD

MORE THAN A MATCH FOR MAN AND THE ELEMENTS

OF GREAT

3069 ABRASION-RESISTANT / Brochure on *Margard* glazing material explains how the sheet product combines the toughness of *Lexan* polycarbonate with a four- to five-fold

increase in abrasion resistance. Test procedures and results are covered. / General Electric Co.

Overhead Doors and Operators

Selector Guide
For Architects and Contractors

McKee Door
Area 6, 0007
Overhead Door Hotline
800-323-6810
303-637-4600 (Denver)
A Division of JCI

The National Franchise of Professional Door Distributors


3070 STEEL DOOR CALCULATOR / An unusual slide calculator lets the specifier determine how energy-efficient insulated doors and perimeter and joint seals can be for every door model and opening size offered in the *McKee Door* line. / McKee Door Co.

3071 FOLDING PARTITIONS / Catalog describes *Modernfold's* full line of accordion folding partitions, from simple sight dividers to electrically-operated *Audio-Wall* installations for large auditoriums. Color photographs show partitions in a number of applications. / Modernfold.

WINDOWS

3072 ALUMINUM WINDOWS / Color catalog explains how *Disco* window systems reduce life-cycle costs through energy savings, lowering cleaning and

more literature on page 92



Roofs are wearing these days.



The Green Stuff: Tempchek.® It gives you the same high R values as Thermax, and is used on all types of decks, except directly over steel decks. Tempchek is reinforced with glass fibers to give it greater dimensional stability than other urethane foam insulations, so it resists "growth" and ridging. All of which makes Tempchek first choice for any application other than directly over steel. Talk to your Celotex representative about the stuff the best insulated roofs are wearing these days, or call Ed Levin at Celotex, Roofing Products Division: (813) 871-4545.

Celotex

"Between the world and the weather since 1854."
a Jim Walter company

Circle 1023 on inquiry card

Keystone Group Construction Components Provide Structural Strength and Economy for Both Roof Decks and Walk-On Platform/Ceilings.



Cutler Ridge Shopping Center - Florida

With business good enough to call for a 300,000 sq. ft. addition to the Cutler Ridge shopping center, building owners and prospective tenants wanted construction completed as quickly as possible. So ease and speed of installation added to the reasons behind specifying Keydeck® Truss Tee Subpurlins and Keydeck® Reinforcing Mesh for fabrication of the poured gypsum roof deck system. The initial low cost of the Keystone Group components was an extra bonus.

Architect: Edward J. Debartolo Corp.
Construction Manager: John Zellner Co.
Roof Deck Fabricator: Aldecks Co., Inc.

Hyatt Regency Hotel - Chicago

To make it easy for maintenance personnel to service the equipment in the mechanical space above a new ballroom that is part of a major addition to the Hyatt Regency Chicago, the architects-engineers selected a walk-on platform ceiling system consisting of gypsum formboard supported by Keydeck Truss Tees and poured-in-place gypsum reinforced with Keydeck Reinforcing Mesh.

According to the architects-engineers, the walk-on ceiling assembly will cost half as much as the steel catwalks provided in the ballroom of the original facility.

Architect: A. Epstein and Sons, Inc.
Construction Manager: Metropolitan Structures, Inc.
Platform/Ceiling Fabricator: Anning-Johnson Co.

Froedtert Memorial Lutheran Hospital - Milwaukee

During construction of Froedtert Hospital the interstitial space between floors became a fast-tracking work area. Rather than having to erect scaffolding to install utility and air conditioning runs, causing an interruption of continued work in the functional floor areas, the walk-on platform/ceilings supported and reinforced with Keystone Group construction components supported men and materials during installation.

Architect: A Joint Venture of Stone, Marraccini & Patterson and Brust-Zimmerman.
Construction Manager: A Joint Venture of Findorff and Hutter.
Platform/Ceiling Fabricator: Anning-Johnson Co.



Write or call George Byard at (309) 697-7611 for further information and specifications. Check our catalog in Sweet's General Building File.

Keystone Group



THE INTEGRATED STEEL AND WIRE FACILITIES OF KEYSTONE CONSOLIDATED INDUSTRIES, INC.


7000 S.W. ADAMS STREET, PEORIA, IL 61641 / (309) 697-7020

Circle 1024 on inquiry card


doors and windows



196



197



198

ENTRANCES & STOREFRONTS

196 AUTOMATIC DOOR / This electronically-controlled sliding door can be pushed outward like a swinging door in the event of a power failure or in an emergency. / Besam, Inc.


197 STEEL ENTRANCES / The "San Francisco" line of "Benchmark" insulated steel residential entrances features a nine-panel design with choice of decorative center inserts or stained glass panes. Doors are pre-hung, complete with magnetic weatherstripped frame and threshold. / General Products Co.

GLAZING ACCESSORIES

198 WINDOW FILM / Highly resistant to abrasion, *Valvac SR* window insulating film provides solar protection in summer and reduces heat loss in winter. Permanently installed reflective film comes in silver, bronze and gray. / Van Leer USA, Valvac Products Div.



199



200



201

HARDWARE & SPECIALTIES


199 DEADBOLT LOCK / The "3200" deadbolt lock has been redesigned to provide a low-profile, featuring a 1-in. throw bolt and options of key or thumb-turn operated from the inside. / Yale.

200 LIFT-OFF HINGES / Made of black thermoplastic to resist corrosion, this line of lift-off hinges permits many mounting variations. Units can be specified in two sizes, off-set for flush doors or in-line, and with door positioning cams or for free-swinging operation. / Southco, Inc.

201 SECURE DEADBOLT / Locks in the "D-11" series provide maximum protection against drilling, prying, and break-in attempts. UL-listed high-security dead-bolt has thumbturn key option for safe, sure, exit. Two-in. bolt has a one-in. throw. / Medeco Security Locks Inc.



202



203



204


202 SECURITY LOCKSET / An occupancy indicator is featured on this "Key-in-Knob Hotel-Motel" lock. With the occupancy button depressed from the inside, not even another key will open the lock from the outside. / Best Lock Corp.

203 DOOR CLOSER / The "LCN 4041" *Super Smoothee* closer features low-rate spring power to facilitate use by the handicapped. Opening force may be set below five lb. to meet interior barrier-free requirements, or adjusted upward to satisfy exterior opening force minimums. / LCN Closers. GB, E*

204 LEVER HANDLE / The "Kim" handle is available in antique brass, antique bronze, and satin chrome finishes. Function options include passage set, privacy lock with emergency release, and keyed entrance lock with exterior knob. / Falcon Lock.

ENTRANCES & STOREFRONTS
GLAZING ACCESSORIES
HARDWARE & SPECIALTIES
METAL DOORS & FRAMES
METAL WINDOWS
SPECIAL DOORS
SPECIAL WINDOWS
WINDOWS/CURTAIN WALLS
WOOD & PLASTIC DOORS
WOOD & PLASTIC WINDOWS


*In 1981 Sweet's Catalog File (s): General Building (GB); Light Residential Construction (LR); Engineering (E); Interiors (I); Industrial Construction & Renovation (ICR).



205



206



207

205 WEATHERSTRIPPING / This "1410" screw-in perimeter weatherstripping is constructed of a sturdy 1/16-in.-thick extruded aluminum housing with a durable 5/8-in. by 3/16-in. extruded closed-cell neoprene sponge sealing member with a tough outer skin. Available in two finishes. / Stanley.

206 WOOD DOORPULLS / Ten solid wood or laminated doorpull designs are available in teak rosewood, oak and beech. Mounting elements come in oil-rubbed bronze, polished chrome, stainless steel, and black fluoroclad finish on aluminum or bronze. / Forms & Surfaces.

207 DOOR OPERATOR / The "Magic-Swing" operator converts electrical energy directly into mechanical motion for efficient, low-cost operation. "Magic-Swing" can be installed in header; a visible model is offered for retrofit applications. / Stanley. GB*



208



209



210

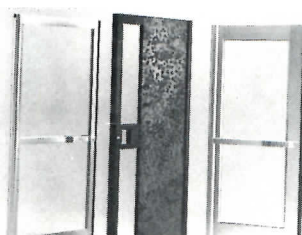
208 LOCKSET / "Orbit," a contemporary design, is offered in the "F" series of residential locksets. It is available in both keyed and non-keyed functions in a variety of finishes. / Schlage Lock Co. GB, LRC*

209 LEVER LOCKSET / The "Levon" handle can be operated by handicapped users; the return feature overcomes objections to lever designs. It is offered in heavy-duty commercial and lower-cost residential versions, in a variety of finishes. / Schlage Lock Co., GB, LRC*

210 DOOR CONTROLS / Controls are surface applied, providing ease of application for retrofit as well as new construction. "Series 1100" meets the new ANSI A117.1 and all other existing handicapped codes. / Reading Door Closure Corp.



211



212




213

211 HOTEL LOCKSET / Particularly suitable for hotel/motel applications, the "Spin Free" knob rotates 360 degrees in either direction. Only the room key activates the lockset from the outside, minimizing the possibility of forced entry. / Best Lock Corp.


METAL DOORS & FRAMES

212 SAFETY DOORS / As a continued offering, these "Safetyline" doors—Encore, Advent and Regent—offer safety and security features in a handsome textured panel model. Available with antique bronze, pewter and copper finishes. / Amarlite Anaconda. GB*


213 DRYWALL FRAME / This steel drywall frame has an adjustable jamb depth of up to 3/8-in. to allow for inconsistencies in finished wall thicknesses. Designed primarily for pre-fit wood doors. Available pre-finished in several models. / Curries Mfg., Inc. GB*



214



215



216

214 METAL/GLASS DOORS / Four door profiles have been added to the "System 7" line in three- by seven- or three- by eight-ft sizes. Doors are offered in stainless steel, and anodized or acrylic-coated aluminum. Factory-installed tinted, clear, or reflective glazing is set in a black neoprene gasket. / Forms & Surfaces.

215 JALOUSIE DOOR / Strong enough for motel and apartment applications, this 1 1/4-in. aluminum door comes with extra-durable push bar, glass clips, screen, and keyed lock. Door is offered in standard anodized aluminum, or optional white or bronze. / Alcan Building Products.

216 STORM DOOR / The "Sheltergard" aluminum storm door features efficient foam insulation, thermal-break construction, and tempered safety glass. The 1 1/4-in. door comes in Colonial, scalloped, and diamond styles. / Alcan Building Products.



217



218



219


217 RETROFIT DOOR / This "Benchmark" steel insulated door is pre-hung, and allows for use of the existing wood frame and interior trim. Deep-embossed door has dense polyurethane foam core, compression and magnetic weatherstripping, and frost-free threshold. / General Products Co., Inc.

218 SLIDING GLASS DOOR / The "Magna-Glide" patio door features all-around thermal break construction and one-in.-thick tempered insulated glass. Both door and screen slide on steel ball bearing rollers; a built-in "Nite-Latch" improves security. / Three Rivers Aluminum Co., Inc. GB*


219 METAL DOOR / Hand-finished textures are cast in metallic bronze, aluminum, copper, brass, nickel, silver and simulated wood on a fiber glass pack and bonded to a hardwood solid-core door. From the "El Dorado" line of metal doors. / Pinecrest, Inc.



220



221



222

METAL WINDOWS


220 THERMALIZED WINDOWS / "Norguard" triple-glazed aluminum windows feature a full thermal break on frame and sash members plus a thermal break between frame and interior insulating panels to reduce heat loss and increase frost resistance. / Norandex Aluminum Building Products.

221 VANDAL RESISTANT / A dual-glazed, single-sash replacement window, model "610" is available with 1/8-, 3/16- or 1/4-in. thick Lexan on the exterior and/or interior. A neoprene gasket creates a tight, impact-resistant thermal seal between glazing material; the two glazing frames are mechanically separated. / Amcor Industries, Inc. ICR*

222 SLIDING WINDOW / The 1/2-in. sealed insulated glass is positioned on the exterior of "Series 1241", set into a thermal barrier frame of aluminum and vinyl. In the interior is the third window, framed in aluminum, which glides in a thermal resistant rigid vinyl track. / Continental Aluminum Products Co.



223



224



225


223 RETROFIT WINDOW / Model "505" double-hung aluminum window is a replacement window for commercial, institutional and industrial applications. Called a "custom fit" window, there is no need to modify the wall inside or out. / Season-All Industries, Inc. GB*

224 GLIDER WINDOW / Particularly suitable for kitchens or in crowded quarters, this glider window opens from right or left. Two sash locks on each unit improve security. An optional third lock can be positioned where desired to allow partial ventilation with intrusion resistance. / Alcan Building Products. GB*


225 AWNING WINDOWS / Aluminum awnings have a self-locking action: as the vents close, a cam moves all vents into locking grooves, providing a weather-tight, intrusion-resistant fit. Window vents are removable for cleaning. / Alcan Building Products.



226



227



228

SPECIAL DOORS

226 ALUMINUM DOOR / This aluminum door is 68 feet tall and affords easy access to all floors of the building. The structure is durable and can withstand even hurricane velocity winds without signs of damage. / Jim Walter Door.


227 INDUSTRIAL DOOR / Doors made with "Hetron" chemical-resistant polyester resin are guaranteed for five years against failure due to corrosion. "FRP" doors have color molded in; units are insulated to R9. / Chem-Pruf Door Co.

228 COLD STORAGE DOORS / "Mark II Electroglide" cold storage doors feature the new "PowerTron" operator with fewer moving parts for high reliability performance and low maintenance. An all-gear drive, submerged in an oil bath, eliminates V-belt wearouts and breakdowns. / Jamison Door Co. GB*

*In 1981 Sweet's Catalog File (s): General Building (GB); Light Residential Construction (LR); Engineering (E); Interiors (I); Industrial Construction & Renovation (ICR).



229



230




231

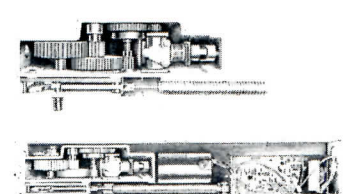
229 DOORS / "Pendador II" uses a new hardware system that retains full-swivel heavy-duty hardware to relieve stress on the strip material as high loads pass through. Rather than using spacer tubes to determine degree of overlap, the hanger bracket is designed with a series of slots. / The McGuire Co., Inc. GB, ICR*

230 FIRE DOORS / This composite-core fire door has a perimeter edge system said to provide better fire protection and daily operating performance than doors with conventional salt-treated wood edges. The new edges have virtually the same fire resistance as the door's mineral core. / Cal-Wood Door.

231 INDUSTRIAL DOOR / "Thermacore" industrial steel doors have foamed-in-place high-density polyurethane insulation, and a perimeter sealing system combined with a true thermal break in each door section for energy efficiency. / Insoport Industries, Inc.



232



233




234

232 TRAFFIC DOOR / Large vision areas in the "Fendor" model "4615" industrial traffic door are provided by double-glazed clear G.E. Lexan panels. The lower four feet of the door are fitted with tough, formed rubber centerpoint bumpers to absorb fork-truck impact. / The McGuire Co. Inc.


233 ELECTRIC OPENER / Driven by a solid-state controlled DC motor, the "Electra-Swing" automatic door opener has a high gear ratio (120:1) for long motor life. Open and closed speed, back check and hold-open time are adjustable. "Electra-Swing" openers are suitable for high-traffic areas. / Ronan and Kunzl, Inc.

SPECIAL WINDOWS


234 SKYLIGHT / "SkyCraft" insulated dome skylight has a "U" value of 0.19 and an "R" value of 5.4. It is made from two white acrylic plastic domes sandwiching a dead-air space up to 1 1/2 in. thick filled with translucent glass fiber insulation. / A.P.I. Manufacturing Corp.



235



236



237


WINDOWS/CURTAIN WALLS

235 GLASS WALL / The "Super-Wall" system features fully insulated glass and spandrel rebate pockets, a full 3/8-in. thermal separator between the pressure plate and mullion stem. / Wausau Metals Corp. GB*


WOOD & PLASTIC DOORS

236 ENTRY DOOR SYSTEM / This system has a new edge profile that allows the doors to be beveled. The edge profile simplifies dapping for hinges and provides better surface contact with the frame. The doors are also available with "Weatherbond" panels, warranted never to split. / E.A. Nord Co.


237 SLOPE GLAZING / This oblique wall system incorporates aluminum products specially engineered for slanted or diagonal applications needing stronger load-bearing qualities, tighter weather sealants, and faster water drainage channels. / Amarlite Anaconda. GB*



238



239



240

238 MARQUIS ENTRY DOOR / This entry door features beveled, leaded glass and Western wood for entries with limited natural light. It has a raised, decorative moulding, a matching sidelight is available. / E.A. Nord Co. LRC*

239 PANEL BIFOLD DOORS / These doors are made from pitch-free, vertical-grain Western hemlock 1 3/4-in. thick. Hardware features no metal-to-metal contact for quieter operation. They match Nord's interior doors of the same line. / E.A. Nord Co. LRC*

240 TRIPLE-GLAZED / The "T-3000" triple-weatherstripped window provides three light glazing options, including a one-in. thick insulated glass unit. The aluminum frame has baffled venting and a .375-in. neoprene thermal barrier. Narrow slat venetian blinds are suspended between outer light and insulated glass unit. / Disco Aluminum Products Co., Inc. GB*




241




244




242




245




243



246




247




248




249



250



251



252

241 ENTRY DOOR / This door has clear and etched leaded glass surrounded by a narrow strip of earth-tone opaque glass. It uses "Weatherbond" panels that are warranted never to split through. The door is constructed with ribbed dowels that provide a tight joint between stile and rail. / E.A. Nord Co. LRC*

242 BIFOLD DOORS / "Greenbrier" is an eight-panel bifold door made from vertical grain western hemlock that measures 1 3/4-in. thick to substantially increase the rigidity of the door. The tight, even grain results in a uniform finish and ribbed dowel construction provides a tight joint between stile and rail. / E.A. Nord Co. LRC*

243 WOOD ENTRY DOORS / Oval and arched lights in the model "106" oak or mahogany door may be ordered with leaded glass insert with hand-cut bevels, or with an etched glass oval with glue-chip background. / International Wood Products.

244 TEAK DOOR / Kiln-dried golden teak from Thailand is used in 12 solid-wood doors with hand-carved details. Entry door is constructed to withstand the most extreme weather conditions. / International Wood Products.

245 WOOD GARAGE DOOR / All-wood doors are factory-treated to have a weathered appearance, with a deep relief texture ready for staining or painting. "Weathered wood" garage doors seal tightly, and are available in all basic sizes. / Phoenix Mfg. Co., Inc.

246 DECORATIVE GLASS DOOR / The "Chateau Bordeaux", in the company's "Classical Glass" series, uses a Tiffany-style glass in Victorian-peaked windows within a wood door frame. Laminated panels feature warranted "Innerbond" construction. / Simpson Timber Co.

247 PATIO DOOR / This redesigned line of doors is intended to provide greater break-in protection and elimination of ice build-up on sliding door sills. A "Safe-T" lock system is claimed to resist 1000 lbs. of force. / Marvin Windows.

248 SILL & DOOR BOTTOM / A self-sealing sill and door bottom is claimed to be so tight that it eliminates water and air filtration, thereby reducing heat loss and moisture seepage. / Therma Tru.

WOOD & PLASTIC WINDOWS

249 CASEMENT WINDOWS / Total exterior aluminum cladding with a thermoset coating and wood inside provides an attractive appearance with 10-W maintenance for "Carclad" windows. Caradco solar control insulated glass cuts heat loss; sash opens 90 degrees for cleaning. / Caradco Corp.

250 WOOD WINDOW / This wood single-hung window is tightly weather-stripped and available with a removable insulating double glazing panel. Prefinished both inside and out, spring balanced, and including tilting bottom sash for easy washing from the inside. Optional combination storm and screen. / Hurd Millwork.

251 WOOD WINDOW / This clad casement window fits prefinished extruded aluminum members onto selected pine sash and frame clad with extruded aluminum. Features "Roto" operators, heavy-duty concealed hinges, full 90-degree opening of sash, and 1-in. triple insulating glass. / Hurd Millwork.

252 CASEMENT WINDOW / Now available in a residential casement model, the "Nor'Clad" window combines the insulating efficiency of wood with weatherproof exterior aluminum cladding. Double-pane 3/4-in. insulating glass is standard; optional triple glazing provides additional protection. / Norco Windows, Inc.



Architect: Hummel, Hummel, Jones and Shawver, Boise, Idaho
 Glazing Contractor: Fuller-O'Brien Corporation, Boise, Idaho

EGP provides beauty, economy and efficiency

EGP's WEATH-R-PROOF insulating units with HEAT STRENGTHENED COOL-VIEW reflective glass is used in the State Office Building, Boise, Idaho. This excellent energy efficient glass reduces summer air cooling costs and winter fuel bills.

EGP, the architectural division of Shatterproof Glass Corporation, furnishes these environmental glass products used in the construction industry. Providing architects, owners and glaziers with a total environmental glass package.

- COOL-VIEW reflective glass
- TRANS-VIEW transparent mirror
- WEATH-R-PROOF 10 insulating glass
- EGP HEAT STRENGTHENED glass
- COL-R-SPAN spandrel glass
- TEMP-R-LITE tempered glass
- LAMINATED glass — for security, safety, sound control & detention

Look for us in SWEETS, section 8.26/Egp



Environmental Glass Products

ARCHITECTURAL DIVISION, *Shatterproof* GLASS CORPORATION
 4815 CABOT AVENUE • DETROIT, MICHIGAN 48210 • PHONE 313 • 582-6200



**Distinctively
different...
Pella wood
folding doors.**

Forget other folding doors you've seen. Pella wood folding doors are in a class apart.

Thanks to durable wood construction combined with genuine wood veneers or high-quality, low-maintenance vinyls, these folding doors offer long-lasting service and beauty.

Thanks to outstanding mechanical design, these folding doors function smoothly, quietly, unobtrusively, year after year.

Thanks to attention to detail that's the hallmark of excellence in design, Pella wood folding doors, available in three different styles, will lend a touch of distinctive beauty to many different interior designs.

For more detailed information, send for your free copy of our full color catalog on Pella Wood Folding Doors. See us in Sweet's General Building File, call Sweet's BUYLINE number, or look in the Yellow Pages under "doors," for the phone number of your Pella Distributor.

Name _____

Firm _____

Address _____

City _____ State _____ Zip _____

Telephone _____

Mail to: Pella Windows & Doors, Dept. T29J0, 100 Main St., Pella, Iowa 50219. Also available throughout Canada. This coupon answered within 24 hours.

Only Pella offers it all.



©Rolscreen Co. 1980

finishes

uci 9



265



266



267

ACOUSTICAL TREATMENT


265 LINEAR LOOK / "Second Look III" ceilings combine the visual impression of a linear ceiling, with the economy and convenience of a two-by-four-ft lay in acoustical tile. Available in a "Cortega" pattern, the panel is scored three times in the long dimensions to form four six-in. strips. / Armstrong Cork Co.

266 GRAPHIC CEILING / "Gallery" matte-finished tegular tiles come in 12 colors keyed to contemporary office furnishings. Office space may be visually divided by using different colors for various work areas. / Armstrong Cork Co.


267 ACOUSTICAL CEILING / Frosted *Acoustone* panels have a deeply textured winter-white finish over darker tones of color: green, red, yellow, blue, brown or charcoal. Available in two-by-two- and two-by-four-ft sizes, *Acoustone* panels have a foil backing for improved insulation performance. / United States Gypsum Co.



268



269



270

268 SOUND CONTROL / Tackable *attendB* walls are fabric-covered mineral fiberboard panels with an STC of 35 or 40, and an NRC of .60. Wall system has a Class 25 Flame Spread rating; the non-woven polyester fabric covering is available in four earth-tone colors. / Conwed Corp.

269 ACOUSTIC PANELS / Panels efficiently reduce background noise and reverberation to provide food service operations with an economic method for obtaining a pleasant acoustic environment. The panels are available in a wide range of colors. Their functional design means that only 25 to 30 per cent of the reflective surfaces of a room needs to be covered. / Eckel Industries, Inc., Eckoustic Division.


270 CEILING PANEL / These soft-scape fabric-faced ceiling panels feature molded-edge design for flush-revealed or bold-revealed installation. Over 16 designer colors available, including earth tones and accents. Panels in nubby white glass fabric also available for open-plan sound absorption and high light reflectance. / Capaul.



271



272




273

271 FLAT CEILING / An integrated ceiling lighting/air handling package, the *Synercon 60* Luminaire Ceiling system is said to offer significant energy savings for commercial installations. Lighting options include a pendant-type task fixture, suspended from two rods. / Armstrong Cork Co.

272 ACOUSTIC BAFFLES / "Designer Series" *Vicracoustic* baffles consist of two-in.-thick rigid glass fiber board completely wrapped in *Vicrtex* vinyl wallcovering or *Victone* fabric. Panels have no frames; U-bolts are provided for installation in existing grid system. Baffles can be hung with wire or chain. / L. E. Carpenter & Co., Inc. GB*

273 WALL PANEL / Whether wall hung or mounted on files, "Softsound" acoustical wall panel is designed to absorb noise in commercial interiors. Specifications include an NRC of .85, Class A fire rating, woven polyester and nylon velvet fabrics, and standard sizes, from 24- by 36-in. to 48- by 60-in. / Vogel-Peterson Co.

ACOUSTICAL TREATMENT
ADHESIVES
CARPETING
CEILING SUSPENSION SYSTEMS
PAINTING MATERIALS
PREFINISHED PANELS
RESILIENT FLOORING
SPECIAL COATINGS & SURFACINGS
TERRAZZO
TILE
WALL COVERING
WOOD FLOORING



274



275



276

ADHESIVES


274 SEAMING TAPE / An all-purpose thermoplastic tape, "750" tape has nine tracks of adhesive which bond quickly at the recommended heat level to jute, woven and non-woven polypropylene, unitary carpets and sized and unsized backs of Axminsters, Wiltons and velvet wovens. / Bond Narrow Fabric Co.

275 MORTAR/ADHESIVES / *Laticrete* Universal Thin Set mortar/adhesive units consist of a liquid polymer and a powder hardener. Units are packed in a mixing pail complete with instructions. Suitable for interior and exterior applications. / Laticrete International, Inc.

CARPETING

276 LOBBY CARPETING / Constructed for heavy traffic areas such as lobbies and corridors, the *Customatics* carpet line includes the "Highlands" pattern shown here. A cut pile tufted of *Anso* continuous filament nylon, "Highlands" is available in 34 stock colorations. / Wellco Carpet Corp.


*In 1981 Sweet's Catalog File (s): General Building (GB); Light Residential Construction (LR); Engineering (E); Interiors (I); Industrial Construction & Renovation (ICR).



277



278




279


277 CROSS-CHECK DESIGN / *Karaloc*, woven of cut and looped *Antron III* nylon yarns, "Directorship" has a trim, tailored look for commercial areas. The tight-pile carpet comes in 18 skein-dyed colorings. / Karastan Rug Mills.

278 ACCESS CARPET / Pressure sensitive adhesive secures "Surfaces," a modular floor carpet that affords access to power and telephone cables below. Cut in 600 mm module with heavy face weight fiber tufted with thermoplastic lamination. / Lees Carpets.

279 SPIKE-RESISTANT / A patterned carpet designed for golf clubs and other heavy traffic areas, "New Spike Turf" has a yarn-dyed stripe pattern. Each stripe is a mixture of three colors. A woven polypropylene backing provides dimensional stability and moisture resistance. / Stratton Industries, Inc.



280



281



282


280 PATTERNED VELVET / A windowpane design, "Weavepoint" heavy-duty carpet of *Antron III* nylon is woven on a special velvet loom that can produce geometric patterns formerly possible only on more expensive axminster or jacquard machines. / Bigelow-Sanford Inc. I*

281 RAG RUGS / Hand-woven of cotton strips, rugs from Hungary and Portugal recreate the homemade rag rug of Colonial America. Custom-designed patterns of stripes and blocks come in standard sizes from three- by five- to 11- by 16-ft., as well as special sizes to order. / Stark Carpet Corp.

282 LEVEL-LOOP NYLON / Graduated tones from dark to light form a small-scale multi-colored print in "Beacon" level-loop carpeting. Backing is moisture-proof urethane. Carpet is said to stand up to heavy traffic, and is guaranteed against wear for five years. / Trend Carpet.



283



284




285

283 NYLON CARPET / Two contract grades of *Antron III* nylon with velvet finishes have been used in carpets by Bentley Mills: "Windsors," a small-scale geometric, and "Wellington," a dense construction. / Du Pont Co.

284 CHEVRON PATTERN / "Domaine" subdued luster nylon carpet, in a special blue, brown and gray stripe, is shown laid in a chevron design to reinforce the angular traffic pattern of Los Angeles's Western Jewelry Mart Plaza. The *Zeflon* yarn of the carpet is performance-certified for heavy commercial traffic. / Patrick Carpet Mills.

285 PUBLIC AREA CARPET / A jacquard Wilton weave, "Happiness" pattern carpeting may now be custom ordered (minimum 500 sq yards) in *Zefran CR-4* yarn, a 70/30 acrylic/nylon blend. It has been Performance Certified for Class III, extra-heavy commercial traffic, and is especially suitable for such public areas as restaurants, banks and hotels. / Jack Lenor Larsen.




286




289




292




295




287



290



293



296




288



291



294



297

286 DIAGONAL BLOCK / Produced by an LCL machine that permits the reproduction of geometric Wilton-type patterns by the more economical tufting process, "Grand Royale" is available in two-tone combinations in any of the 73 stock *Zefran CR-4* yarn colors. / Patcraft Mills, Inc.

287 LEAF PATTERN / A diamond/leaf pattern available in six colorways, "Trellis" is a new addition to the *Royalax* line of heavy-duty contract carpeting. It is woven in 12-ft widths of 80 per cent wool/20 per cent nylon. / Couristan, Inc.

288 HEAVY-DUTY NYLON / Shown here installed in the Performing Arts Center of Albany, New York, Empire State Plaza, *Karastan's* custom woven plush of *Anso* nylon provides acoustical warmth, soil- and wear-resistance. Carpet is a variegated blue and green pattern, glued directly to the concrete floor. / Allied Fibers & Plastics Co.

289 LOOPED TEXTURE / The "Woolcraft Series" uses thick, boucle-knotted looped texture and Berber tones to provide a homespun feeling in contract carpeting. All-wool pile yarns are *Karaloc* woven for a heavy, dense surface. / Karastan Rug Mills.

290 FRETWORK DESIGN / A small-scale geometric, "Constituency" contract carpeting of *Antron* nylon is permanently static protected. Colorways are in the natural, gray and rust families. / Lees Carpets.

291 TWILL PATTERN / "Clubhouse" cut pile nylon carpeting stands up to the demands of golf clubs and other high traffic areas. The yard dyed pattern, a small-scale twill is available in amber, blue, burgundy, chestnut and orange colorways. "Clubhouse" has a warranty against spike damage and excessive wear. / Stratton Industries, Inc.

292 COMMERCIAL CARPET / "Gauntlet," woven of *Anso IV* nylon, provides long-term soil- and stain-repellency, as well as permanent anti-shock properties. Carpet is a cut and uncut design, available in 12 colors. / Bigelow-Sanford Inc. 1*

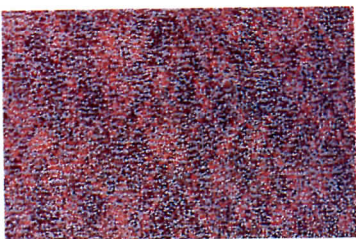
293 BRAIDED RUGS / Early-American style braided rugs are custom-made from all-wool yarn. Possible designs include tweeds, solids and diagonals, as shown, and squares, ovals and rectangles of any size. / Stark Carpet Corp.

294 GEOMETRIC PRINT / A cut-pile *Enka Phase VII* nylon carpet, backed with jute, "Windows" has a small neat geometric print with a pattern repeat of 18 by 18 in. Treated for soil- and static-resistance, carpet carries a five-year warranty. / Trend Carpet.

295 NYLON CARPET / "Braemar II," a contract grade carpet with dense, tufted cut and loop pile, and "Quadrapoint," a contract grade carpet with dense, tufted loop, have been introduced by Stratton Industries using "Antron III" nylon. / Du Pont Company.

296 WOOL-LIKE NYLON / A pindot pattern of *Zeflon* nylon, "Classic" carpeting is said to have a wool-like luster which is neither bright nor chalky. It carries a five-year wear warranty. / Patrick Carpet Mills.

297 STIPPLED EFFECT / Made of new *Y515* nylon yarn, "Brawny Class II" carpeting has an unusual stippled look, and can be produced in 259 color combinations. Cut pile carpeting has a five-year wear guarantee. / Patcraft Mills, Inc.



298




301



304



307




299



302




305



308



300



303



306



309

298 PUBLIC AREA CARPET / A thick, plush carpet offered in 14 skein-dyed colors, "Futurity" has a subtle geometric cross-weave pattern. The Anso nylon pile is durable enough for golf spike traffic in country clubs. / Karastan Rug Mills.

299 ACRYLIC CARPETING / A multi-level, 12-ft-wide carpet, "Wyngate," is available in 12 colors, ranging from light pastels to rich, deep tones. Carpet is suitable for both heavy-duty contract and residential use. / Weave-Tuft Carpet Corp.

300 BASKETWEAVE / "Berbereau Check" acrylic carpeting features a basketweave texture and slubs of accent yarns mixed with berber colorings. Suitable for heavy-traffic areas, "Berbereau Check" is treated to retard soiling. / Karastan Rug Mills.

301 MODULAR CARPET / With construction and surface texture identical to "Faculty II" commercial broadloom, 600mm carpet modules provide easy access to telephone and power cables located in subfloor ductwork. Quarter turn, multicolor, and basket weave effects are possible. / Lees Carpets.

302 CARPET / A custom design option is now available in short runs of modular carpet system by this manufacturer. It is offered in 600mm modules, as well as broadloom in 6- and 12-widths. Pile yarns are soil-resistant, permanently static-protected *Antron nylon* by DuPont. / Lees Carpets.

303 CONTRACT CARPETING / A *Quadra-TAK* dyed continuous filament nylon carpet, "Bright Seasons" offers subtle color shadings in a tracery pattern. Carpet is soil- and static-resistant. / Roxbury Carpet.

304 NYLON CARPET / Using *Antron III* nylon, Milliken introduces "Constellation," a contract carpet in pin stripe, pin dot, and solid in ten colorways. / Du Pont Company.


305 SCHOOL CARPETING / "Academy," a cut pile fabric of *Teflon* subdued luster nylon, was developed especially for school use. Its construction is said to be dense enough to resist raveling and running, while offering superior soil hiding and easy cleaning characteristics. / J & J Industries, Inc.

306 PATTERNED BROADLOOM / Colors such as burgundy, hunter green, navy and mahogany provide a bold background for this geometric design of white/gold dot modules. A heavy-duty broadloom, Karapoint is woven in a dense ribbed texture formed by cut and loop pile yarns of *Antron III* nylon, available in 19 colorings. / Karastan Rug Mills.

307 GEOMETRIC PATTERNS / A new group of contract carpets, called "Vision I," simulate the appearance and performance of Axminsters. The collection is made entirely of Anso®-X nylon fiber. Patterns range in geometric boldness. / Harbinger, A Horizon Company.

308 CUSTOM COLORS / "Intrepid" loop pile carpeting, and its companion cut pile tufted velvet "Trieste," is offered in 73 *Zefran CR-4* yarn colors. Custom moresquing, stripes and other modifications of these colors are also available. / Fabrica International.


309 SHADOW TONES / Constructed for the heavy traffic requirements of public interiors, "Structurale" broadloom features a shadow design in Berber tones to give it a non-institutional look. Carpet is tufted of *Antron III* nylon in a multi-level loop texture, and comes in six colorways. / Karastan Rug Mills.



310



311



312


310 RATED CARPETING / A spacedyed level loop fabric made of *Zeflon* nylon, "Academic" is performance-certified for such Class I moderate traffic as offices, schools and health care facilities. Carpeting has a Class A flame-spread rating under ASTM E-84. / Focus Carpet Corp.

311 CORDUROY EFFECT / A tufted loop carpet made of *Anso IV* nylon yarns, "Cordridge" commercial carpeting comes in 12 colors. *Anso IV* is said to ensure low maintenance characteristics in contract carpet products. / Bigelow-Sanford Inc. I*


312 LARGE AREA CARPETING / "Panel Dot" is specifically designed for large public areas such as corridors, lobbies, etc. The axminster carpet comes in 12-ft widths, and is woven of 80 per cent wool/20 per cent nylon. / Couristan, Inc.



313



314




315


313 PLUSH BROADLOOM / Deep, thick pile tufted of heat-set *Antron III* nylon gives "Coronation" contract carpeting a luxurious feel. Carpet comes in 15 standard colors. / Karastan Rug Mills.

314 WOOL CARPETING / A berber-type contract carpeting woven in pure wool 12 ft wide, "Clouds" design is available in four colorways: bone, white, beige and flannel gray. / Weave-Tuft Carpet Corp.

315 EMBOSSED CARPET / This embossed pattern, "Ocean Crest," is offered in dense 3/4-in. gauge textured loop construction made from continuous-filament 20-oz. yarn-dyed nylon. For heavy traffic with soil-hiding capability. / Armstrong.



316



317



318


316 NYLON CARPET / A commercial design, "Heatherton" is made of *Antron III* bulked continuous filament nylon in a looped texture. A woven polypropylene backing with a nylon cap provides a strong tuft bind. "Heatherton" has a five-year wear guarantee, and is priced to retail for about \$10.00 per sq yd. / Columbus Mills, Inc.

317 BROADLOOM CARPET / A checkerboard cut-and-loop construction of *Zefran CR-4* acrylic/nylon yarn, "Monte Carlo" commercial carpeting is performance certified for abrasion-resistance to retain at least 90 per cent of its pile fiber for five years. / Couristan, Inc.

318 CUSTOM RUGS / All-wool rugs in custom and stock designs can be made in almost any size. Designs are produced in cut and loop pile for a feeling of depth. Illustrated is "Swirl," a standard pattern in five colors. / Logo Looms Ltd.



319



320




321

319 MODULAR CARPETING / *Interface* carpet systems are available in 60 standard color combinations to provide an almost unlimited variety of individual patterns. Custom color options further expand the design potential of this manufacturer's carpet squares. / Interface Flooring Systems.


CEILING SUSPENSION SYSTEMS

320 CEILING PANEL / "Marin" creates an unbroken surface of light through its open one-inch tangent cells in gold or silver metallic finish over acrylic, suspended from the ceiling below lamps and sprinklers / United Lighting and Ceiling Corp.

321 CEILINGS / "Renovation Ceiling Systems" are joined to existing T-grids by an exclusive grid clip assembly eliminating the need for tearing down old ceilings or removing light and ventilation fixtures. The suspended ceiling is composed of vertically installed, nominal four-in.-deep aluminum panels. / Hunter Douglas Inc., Architectural Building Products Division.



322



323

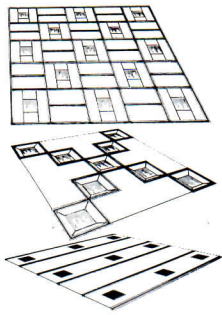


324

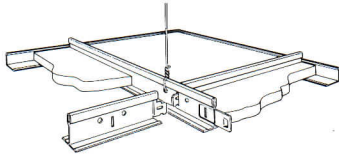
322 BEAM CEILINGS / Changes in beam direction, parallel beam islands in concealed ceilings, and checkerboard patterns are all possible with this *Vista* system. All components are steel and carry an ASTM Intermediate Duty Rating. Available in 13 colors. / Chicago Metallic Corp. GB*

323 SPACE FRAME / Aluminum pipes and die-cast zinc junctions are the basic components of the "Pipe and Junction" space frame system that can be used either as a suspended ceiling or as space divider/shelving. Modules are 2-, 2½-, and 3-ft square. Fabric panels of cotton canvas can be attached. / Integrated Ceilings, Inc.

324 CEILING TILE / "Aurora" mineral ceiling tile provides a choice of concealed or reveal edging, as well as a fire-rated reveal tile. "Aurora" is shown here in 12- by 12-in. concealed tiles set in four- by four-ft bays of mirrored grid. The tiles install easily around lighting and other ceiling penetrations. / Conwed Corp.



325



326



327

325 SUSPENDED CEILING / Based on five- by five-ft channel modules, an expanded *Styline 1900* ceiling series permits a nearly unlimited range of designs in modular, island and linear configurations with exposed or concealed tile. System carries a UL fire rating under two floor-ceiling designs. / Chicago Metallic Corp. GB*


326 EXPOSED CEILING / An all-stainless-steel suspended ceiling, the *Styline 1800* system was developed for interior locations where high moisture levels and corrosive vapor may be present. It has USDA approval for food processing plants. The ceiling can be washed down or chemically cleaned regularly to maintain high sanitary conditions. / Chicago Metallic Corp. GB*

PAINTING MATERIALS


327 STAINS / Stains, in 14 colors, are suitable for all types of wood and for new as well as previously stained but still porous surfaces. They will stand up to weather, thrive on heavy foot traffic, and stay alcohol-proof and detergent-proof. Stains will not rub off under extremes of weather and climate. / Samuel Cabot Inc. GB, LRC*



328



329




330

328 WOOD FINISHING AIDES / "StainWax" seals in one operation to produce a rich, satin-like finish and to accent the woodgrain. "Danish Oil Finish" provides a soft, natural finish for new wood surfaces. "Cabothane" is a clear polyurethane finish ideal for wood subject to excessive handling, alcohol spills, and other potentially damaging situations. / Samuel Cabot Inc. GB, LRC*

PREFINISHED PANELS

329 COLONIAL PANELING / Real maple face veneer with fine-line double grooves, "Middleton Place" colonial-style panels are suitable for residential and commercial interiors. Paneling in ¼-in.-thick, and comes in four color values. / Georgia-Pacific Corp.

330 WOOD PANELING / White and red oak, teak, and walnut veneers are assembled into the "Bonded Wood" 400 and 500 series of wall paneling either in continuous strips or with alternating strips of acrylic. The paneling has a Class I fire rating. / Forms & Surfaces.



331



332



333

331 BRONZE PANELS / An addition to the *Bonded Bronze* decorative metal panel line, the "600 Series" is a group of four modular panels with a common design theme in low relief. These same designs are also available in forms for elevator doors and interiors, curved walls, column cladding, counter facing, or, as shown, as complete doors with bronze or hardwood edges. / Forms & Surfaces.

332 METAL PANELS / New "2200 Series" *Metal Graphics* comprise three design variations in panels 46 in. by 96- or 120-in. long. Metals include stain-finish stainless steel, aluminum with clear or bronze anodized finish, or brass-plated steel. / Forms & Surfaces.


333 WALL TREATMENT / A new *Bonded Wood* design, "300 Series" random-length patterns, are available in oak, teak or redwood; finished, unfinished, or treated with *Thermo-Lag* fire retardant. The flexible panels can accommodate curves down to a 12-in. radius, and are applied to walls with adhesive. / Forms & Surfaces.



334



335



336

334 REDWOOD PANELING / Solid redwood lumber is offered in tongue-and-groove panels, one side smooth-sanded and one side resawn-textured. Interior paneling comes in lengths of from eight to 12 ft and four- and six-in. widths. Redwood moldings are also available. / Windsor Mill.


335 WOOD PANELING / A solid hardwood panel for interior use, Townsend "Regal Oak" comes in 1/2-in.-thick mellow-toned planks with a variety of natural surface markings. Boards are supplied in random lengths and widths, with deep V-groove edges. / Potlatch Corp.

RESILIENT FLOORING


336 RESILIENT FLOORS / A new design in the *Lustrecon* line of no-wax sheet vinyl, "Cantobella" is a textured, terrazzo look set off by a colored grout line. Flooring is available in five natural colors, including slate gray and quarry red. / Mannington Mills, Inc. GB*



337



338



339

337 COMMERCIAL VINYL / "River Drive," an overall geometric pattern, is offered in the *New Era* sheet vinyl line. Subject to extensive use-testing, .060 gauge *New Era* flooring has superior abrasion- and cut-resistant characteristics, and is suitable for even the heaviest-traffic commercial applications. Floor comes in 12-ft widths, for almost seamless installation by the *Interflex* method. / Armstrong World Industries. GB, ICR, LR, I*

338 EDGE/DIVIDER / "Quick-Edge," a resilient flooring-to-carpet transition track, now comes with a self-stick back. Available in custom colors or four basic colors of black, brown, avocado and gold. / Mercer Plastics Co., Inc.

339 SAFETY TILE / Safe, attractive, long-wearing, and easily cleaned, this tile has a raised design to maintain its non-slip quality—water, snow, and dirt drop between rows of raised blocks. Made of molded rubber and available in several colors. / The R.C. Musson Rubber Co.



340



341



342

340 STRIP TILE / A close-nap carpet-like surface of specially processed rubberized fabric strips are cut from recycled heavy-duty tires to make this strip tile. The strips are non-skid, non-absorbing, and resist shrinkage. Tiles are easily swept or vacuumed and act as a wiper where dirt or moisture is a problem. / The R.C. Musson Rubber Co.

341 WOOD/VINYL TILE / "The Real Wood Collection" has square wood designs in ash, cherry, pecan, etc. molded under pressure between layers of pure vinyl to form tiles of 1/8-in. thickness. Tiles install in the same manner as conventional vinyl over concrete or wood sub-floors, and may be used in most interior areas, including kitchens. / Natural Vinyl Floor Co., Inc. GB, LRC, I*

342 CLEAN ROOM FLOOR / *Aristocor* no-wax sheet vinyl flooring met the "Super Clean" requirements of this facility producing integrated circuits. The flooring passed severe chemical, impact, burn and solvent tests. Pattern shown is "Surf City," an over-all design in light-hued colorways. / Mannington Mills. GB*



343



344



369


SPECIAL COATINGS & SURFACINGS

343 WALL INSULATION / This insulation and finish system includes precast or poured-in-place concrete, unit masonry, and gypsum sheathing on metal or wood stud framing. It acts as a weather resistant, maintenance-free insulating envelope and results in facades that are lighter in weight, esthetically appealing, and crack-resistant. / Compo Industries, Inc. GB, ICR, LRC, E*


344 COATINGS AND SURFACINGS / The *Glid-Wall* system incorporates the use of fiberglass material and Glidden coatings to strengthen damaged wall surfaces. The fiberglass material is available in either smooth or textured stock. / Glidden Coatings & Resins.

TERRAZZO

369 MARBLE TILE / Manufactured in France by a process that produces tiles in a six-by-six-by 1/4-in. size, marble tile available in stock in this country includes Red Royale, Rouge Turquin, Brown Tourmalion and St. Jean Fleury. / Marble Technics Ltd.



345



346




347

TILE


345 CERAMIC MOSAIC / Feature stripes and borders form a block and chain pattern in dramatic black and white for this ceramic mosaic floor. Border designs come in pre-mounted full sheets for ease of installation; corners and crossovers are also mounted in full sheets. / Winburn Tile Mfg. Co.

346 RESIDENTIAL TILE / Made with a 3/8-in. body and hard surface, "Antique Series" mottled double-glazed tile is suitable for floors as well as the kitchen counter application shown here. New colors in the line are Mexican sand and gray, available in six- by six- and three- by six-in. sizes. / Huntington/Pacific Ceramics, Inc.


347 UNGLAZED TILE / "Romany Pavers" have a frost-proof vitreous shale body with cushion edges, and may be used indoors and out in residential, commercial and institutional applications. Unglazed ceramic tile comes in three earth tone colors—red, camel and brown—and in square and rectangular shapes. / U.S. Ceramic Tile



348



349



350

348 CLAY PAVER TILE / Radius-corner 6 in. by 6 in. full size natural clay paver tile is available in both unglazed and glazed maintenance-free surfaces. Unglazed tiles are available in five colors with slip-resistant surfaces. Glazed tiles are offered in three neutral colors and can be ordered with the same slip-resistant surface. / Quarry Tile Co.

349 CERAMIC TILE / This glazed, finely-textured ceramic tile can be used in light-duty commercial installations as well as in residential ones. Available in five earthtones in 6-in. by 6-in. and 3 3/8-in. by 3 3/8-in. sizes. / U.S. Ceramic Tile Co., Subsidiary of Spartek Inc.

350 HANDMADE LOOK / "Terra Craft" tile features rounded edges, surface irregularities and slight variations in color and dimension. It is offered in the two textures shown here: "Dunes" and "Waves." Tile comes in three sizes, up to four by eight ins.; colors include almond, charcoal, cordovan, flashed walnut and white. / Franciscan Ceramics, Inc.



351



352




353

351 HEAVY TRAFFIC TILE / "Ecologica" tiles have a dark red/brown body and a flat, low-relief grid back; vitrified, impact-resistant tiles measure 12 by 12 ins. Surface of the tile is slightly mottled for a rustic appearance. "Ecologica" tiles come in seven warm earth tones. / Marazzi USA, Inc. GB*

352 LARGE-SCALE TILE / *AtomarS* "Spazio" series tiles measure 24- by 24-in., suitable for such areas as hotel lobbies, museums, etc. Frost-proof tile installs with minimal (1/4-in) grouting. / Marazzi USA, Inc. GB*

353 GLAZED COPPER TILE / "Serie Copper" tiles are made by fusing a layer of copper metallic powder with the clay at high temperatures. A large-format, 12-in.-sq tile, German-made "Serie Copper" has an unusual incandescent appearance. It is suitable for light traffic areas, and on walls. / Hastings Tile & Il Bagno Collection. GB*



354



355



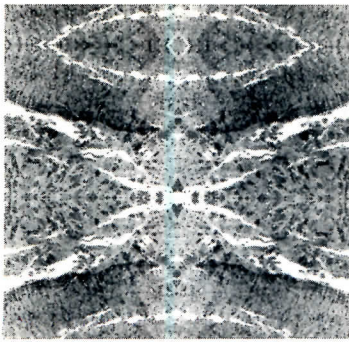
356

354 CERAMIC TILE / "Siena" is a ceramic tile for interior walls, residential floors, kitchen counters, and vanity tops. Offered with eggshell-textured surface in natural tones of white, putty, buff, gold, tanbark, brown, and blue. / American Olean Tile. GB*

355 BRICK TILE / Rugged enough for use in a shopping mall, this "Olde Town Brick" ceramic tile comes in an earthy terracotta shade. Tiles are made in four- by eight- and eight- by eight-in. sizes, and are available in smooth or wire-cut surfaces, solid or flashed color. / Summitville Tiles, Inc.

WALL COVERING

356 FLORAL HANDPRINT / From designer Jack Foley's "Fresh & Charming" collection of wallcoverings and coordinated fabric, "Montclair" floral stripe pattern works with the small print "Montrose" wallcovering. Strippable wallcoverings have a suggested retail price of \$18.99 to \$28.99 per single roll. / Reed Wallcoverings.



357



358



359


357 MARBLE WALLPAPERS / The look of marble can be applied to furniture, accessories, and walls in commercial and residential spaces using "Carra-ra," "Pompeian," and "Lugano" wall-papers. Printed on heavy paper stock with lacquered waterproof finish and prepared back in 25- by 39-in. sheets. / Patterson-Piazza.

358 CUSTOM COVERINGS / As part of a collection of wallcoverings from California, "Flamingo" is a custom-designed, hand-painted, 10-ft.-high panel. / House of Verde.

359 WALLCOVERINGS / "Maytex," woven from pure Mexican sisal yarns treated for Class A fire retardant rating, now comes in four new colors: Cozumel blue, Mayan honey, Aztec straw and chicle. The pile height, $\frac{1}{64}$ in., and an extremely tight weave provide a tough wallcovering. Available in reversible weave in 4 ft and 12 ft widths for walls only. / Cordemex-USA, Inc.



360



361




362


360 WALL PLASTER / Decorative wall plaster in a roll, the *Flexi-Wall System* is applied in a one-step operation like wallpaper over such unusual surfaces as concrete block, grooved wood and paneling. It produces no toxic fumes in a fire and has a Class A flame spread rating. / Flexi-Wall Systems. GB*

361 WOOL WALL FABRIC / A 100 per cent wool fabric in natural colorways from England is offered as pattern 7320 for wall surfaces and fabric wrapped panels, one of 68 designs in the "Wall 14" collection. Should be treated for fire rating. / Carnegie Fabrics.


362 VINYL WALLCOVERING / A sheeting-backed vinyl wallcovering, "Textural" pattern is offered in 15 colors. Pattern weighs 15 oz. per linear yard, and meets FS Type 1 requirements under CCC-408A with fire hazard ratings of 15-0-10. / B.F. Goodrich.



363



364




365

363 RATED WALLCOVERING / One of a three-part set of coordinated patterns, "Oxford Stripe" is available in 54- and 27-in. widths. UL-listed vinyl wallcovering meets FS CCC-408A, with hazard ratings of 15-0-20. / B. F. Goodrich.

364 WALLCOVERINGS / Belgian linen and linen blends in neutral weaves are backed with acrylic or paper backing for use as wallcoverings. Can be treated to pass vertical burn standards of the National Fire Prevention Association, Paragraph 701. / Scalamandre Inc.

365 WALLCOVERING / "Lugano" is a new addition to L. E. Carpenter and Co.'s *Vicrtex* vinyl wallcovering collection. A deeply etched, sophisticated texture with subtle intonation, this wall covering is sturdy, soil-resistant, and mildew-resistant, and carries a Class A fire-safety rating. Available in 54 in. width and 24 colors. / L.E. Carpenter & Co., Inc.



366



367



368

366 JUTE WALLCOVERING / Imported from England, "Flight from Egypt" is a subtle chevron design woven in natural shades of jute fabric. Paper-backed wallcovering is 34 in. wide, and has a Class A flame spread rating. / Gilford, Inc.

367 RED OAK FLOORING / "Williamsburg Strip" Chickasaw oak flooring is now available in a natural-finished version, $\frac{3}{4}$ - by 2 $\frac{1}{4}$ -in. in random lengths to 8 $\frac{1}{2}$ -ft. Flooring is installed by blind nailing over board or plywood subfloors, or even over old floors. / Memphis Hardwood Flooring Co.

368 PARQUET FLOORING / Teak or oak parquet provides a single material for flooring, wall paneling, doors, and coordinated architectural elements. Mono-Systems 2x2 comes in two color tones in each wood species, both with a wax finish. / Forms & Surfaces.

RY BLUE

NA RED

SAND

K GREEN

ER GRAY

RGUNDY

STNUT

AN GOLD

EARL

DCOA

APHITE

tc.
tc.
tc.



Introducing Resopal.[®]
The solid color glossy laminate
that has two things going for it.
The gloss. And the quality.

Chances are, you think all solid glossy laminates are pretty much alike. The truth is, they're not.

This is Resopal. The high pressure laminate that's glossier than the other glossies. In fact, no other solid color glossy laminate equals its brilliant finish.

All because the unique Resopal process gives you a high lustre enamel-like surface. No brushlines. And nary a hint of "orange peel."

Furthermore, Resopal fabricates easily. Requires little maintenance.

(Merely wipe with a damp cloth.) And meets or exceeds all

important N.E.M.A. requirements for high pressure

RESOPAL[®]

laminates. (It's also available with a Class 1 fire rating.)

Resopal comes in 4' x 8' and 4' x 12' sheets. In standard and vertical grades.

Thirteen glossy colors to start (ivory not shown). In stock for immediate delivery.

So get in touch for samples. Or contact us about a distributor in your area.

Once you get all the facts, we're certain you'll take a shine to us.



THE DILLER CORPORATION
Another Diller Exclusive.

6126 Madison Ct. • Morton Grove, IL 60053 • (312) 966-4100

RESOPAL is a registered trademark of the sole manufacturer RESOPAL WERK H. Römmler GmbH, West Germany.

Circle 1042 on inquiry card

maintenance costs, and permitting the use of smaller air-conditioning equipment. Detail drawings and cut-away photographs illustrate each window style. / Disco Aluminum Products Co., Inc.



3073 RESIN SHEETING / Architectural uses of laminated safety glass, made with "Butacite" polyvinyl butyral resin sheeting, are featured in a color brochure with charts and graphs. Color lists, product properties and specifications are also included. / E.I. Dupont.

FINISHES: UCI 9



3075 EXTERIOR FINISH / A "Designer Portfolio" on the *Dryvit* exterior insulation and finish system includes actual texture samples, and provides chips of all 14 standard colors. / Dryvit System, Inc.

3076 WALLCOVERINGS / Catalog and specifications sheet includes color photos of commercial installations in both remodeling and new construction. Wallcoverings are woven from sisal yarns on jacquard looms and have paper backing for easy installation. / Cordmex-USA, Inc.

3077 SUSPENDED CEILING / Complete package of working drawings for the "Styline 1100 System" contains component and assembly drawings, light fixture and air supply configurations, UL design requirements, loading and product data and specifications. / Chicago Metallic Corp.

3078 EPOXY COATING / Four-page color booklet gives information on "Enviro epoxy"—a new water-based, epoxy glazed wall coating for hard usage areas. Gives uses and application, tinting, catalyzing, and product information. / Devoe & Reynolds Co., Division of Grow Group, Inc.

3079 WALL RENOVATION / This 8-page color booklet from *Glidden* includes detailed information about the company's wall renovation system using fiberglass, a vapor barrier, and *Glidden* coatings. Technical data, fire hazard evaluation, and before-and-after pictures are also included. / Glidden Coatings & Resins.

3080 CEILING PANELS / Color, 31-page product folder gives detailed information about *United States Gypsum's* sound control ceilings including charts, diagrams, and pictures. Includes panels and tiles with different surfaces and colors for different uses. / United States Gypsum Co.

3081 CEILINGS / Twenty-page color booklet describes *Owens-Corning's* five ceiling lines—acoustical, Module V, Archi-Texture, Standard and Energy-Saving. Features full-page photographs and a four-page selector guide. / Owens-Corning Fiberglas Corp.

3082 VINYL FLOORING / A 20-page full color catalog illustrates colors and patterns in vinyl composition floor tile, asphalt floor tile, feature strip, no-wax tile, and vinyl cove base. General information and specifications are also included. / Azrock Floor Products.

3183 DISPERSION ADHESIVE / Technical bulletin gives data on *STO* waterproof adhesive, used to laminate expanded polystyrene and other rigid insulation to wood, plywood, and gypsum boards. / *STO* Energy Conservation Inc. GB*


more literature on page 97

Yes, Matéflex has been put down at some very nice places. To name a few, there's the Williamsburg Inn in Virginia; the Ilikai Hotel in Honolulu; the Crown Center Hotel in Kansas City; the Ocean Reef Club in Florida; Tennis World of Seattle; and Galleria Plaza in Houston.

by Mele
Matéflex

People keep putting us down!

PATENTED



Indoors or outdoors, for building new courts or for resurfacing old courts, Matéflex has all the features you want in a tennis court surface—flexibility, uniform resiliency and ball bounce, instant drainage, good looks and durability. Plus, Matéflex is literally a snap to install and is maintenance-free!

Matéflex is the original tennis court surface made of rubber/polypropylene interlocking modules, proving itself in match after match, season after season. For complete details, send the coupon today.

NEW! Ask about our specially designed platform tennis court surface.

Circle 1043 on inquiry card

MATÉFLEX by Mele • 1712 Erie St., Utica, NY 13503 • Phone: 315/733-4601
AR100

Name _____
Company _____
Address _____
City _____ State _____ Zip _____

3 WOOD STAINS / Creosote stains, transparent stains, semi-solid stains, latex stains, stain wax, barnwood stain, bleaching oil, and decking fence stains are covered in technical data sheets and brochures with color swatches and specifications. / DuPont Cabot, Inc.

4 SPECIAL CEILING / Illustrated fact sheet describes the *Simplex* gasketed perforated operating room ceiling. Tile joints are covered or gasketed, ensuring minimum air passage between plenum space and room below. Simplex Ceiling Corp. GB*

5 VENEER PLASTER / Catalog sheet outlines the advantages of *Thoro* veneer plaster, a one-coat interior finish for use over gypsum veneer baseboards, masonry and concrete. / Standard Dry Wall Products. GB*

6 TEXTURED COATING / Technical bulletin describes *Thorocoat*, a ready-to-use acrylic coating designed to protect and decorate a variety of exterior and interior surfaces. Test data and application information is included. / Standard Dry Wall Products.

7 STUCCO FINISH / *Thoro Stucco* is a mill-mixed cement-base exterior finish offered for trowel or spray application. A catalog folder contains sample chips of all 12 standard color finishes. / Standard Dry Wall Products.

8 WOOD/MASONRY STAIN / Pocket-sized brochure provides sample chips of all 12 standard color finishes of *Thompson's* waterproofing seal-stain for wood, concrete and porous masonry. / E. A. Thompson Products, Inc.

9 HIGH-GLOSS LAMINATE / Catalog sheet lists the physical and chemical properties of *Resopal* solid color glossy laminate, said to provide an enamel-like surface without brushlines or "orange peel." *Resopal* is available with a Class I fire rating. / The Diller Corp.


10 FAST-DRY ENAMEL / An alkyd high gloss enamel and inhibitive primer is described in an illustrated bulletin. For interior and exterior use, the fast-drying paint resists grease, oil, and mild chemicals. / PPG Industries.

11 FRENCH MARBLE / Fourteen different imported marble tiles are shown in a color catalog. Photographs illustrate the tile in residential and commercial settings. / Marble Technics Ltd.

12 CEILINGS / This eight-page, color booklet describes *Hunter Douglas's* Common Sense Renovation Ceiling. It explains installation and advantages of the system, including the ceiling's big-

gest time and money saver—the new ceiling can be installed without taking the old ceiling down. / Hunter Douglas, Inc., Architectural Building Products Division.

SPECIALTIES: UCI 10



3093 IDENTIFYING DEVICES / Individual catalogs present various *Scott* signage products, including *Tabbee* and *Clip-Eze* changeable letter systems, high-density foam letters, and *Scottslant* display lettering. / Scott Plastics Co.

3094 WOOD GRILLES / Black and white and color booklet from *Forms & Surfaces* presents complete information of its wood grilles including two new design groups—"Interlock" and "Dowelok." Drawings and specifications also included. / Forms & Surfaces.

3095 BIRD CONTROL / "Birdnet" black plastic netting designed for bird control is illustrated in a four-color brochure. / Conwed Corp.

3096 OPEN OFFICES / Esthetics and acoustics of the open office are featured in this eight-page booklet. It includes full-size photographs of sound dividers arranged into private work areas, a conference room, and spacious offices for senior management. / Owens-Corning Fiberglas Corp.

3097 TOILET PARTITIONS / Product folder includes data on the physical properties, color choices, hardware and accessories available in the *Mela-Mate* partition line. / The Sanymetal Products Co., Inc. GB*

3098 METAL FLAGPOLE / The "Metal Flagpole Manual" discusses such topics as pole types, materials, fabrication, finishes, construction details and data, wind load test data, guide specifications, and maintenance. / National Association of Architectural Metal Manufacturers.

3099 ELECTRONIC LOCK / A solid-state electronic entry system that uses no keys is described in data sheets for two versions, residential/commercial and commercial/industrial. Information includes features, description, functions, and operation. / Essex Transducers Corporation.



Color clear through for beauty that damage can't mar!

ACOUSTONE® Mineral Acoustical Ceiling Panels

America's prestige ceiling—ACOUSTONE—offers you elegant colors that are not just painted on but moulded right in the mineral fiber base. No more glaring white spots from gouges and scratches. Four earthtones and six natural-texture patterns are standard. Custom-matched colors are available on a special-order basis. ■ For details, see your U.S.G. Representative or write Sound Control Products, 101 S. Wacker Drive, Chicago, Ill. 60606. Dept. AR 1080C

UNITED STATES GYPSUM 
BUILDING AMERICA

Circle 1047 on inquiry card

more literature on page 99



Reputation

Portfolios don't come with excuses—like, "I couldn't talk the client into what I *really* wanted to do." You *can* win aesthetic battles, if you have the right ammunition. Get it from us.



Versatility

In the home, tile is at home in almost any room. In the mall, the business building and the industrial plant, every year striking new looks and uses are developed by award-winning designers and architects.



Touch

Ceramic tile is forever. It won't fade, warp, dent or peel. And neither will your image.



Sight

Never has there been the myriad selection there is today. Compared to real ceramic tile, there is no aesthetic argument for plastic, linoleum or vinyl pretenders.



Cost

Against all the temporary competition, permanent tile actually costs less to install and maintain. Send the coupon for our independently-conducted research on long-term costs. It'll help when a client says, "Sure, I love ceramic tile—but I can't afford it." He can.

Portfolio pieces.

Tile's beauty is in its sight, touch, versatility, cost...and your reputation.

What's in your head is not nearly so compelling as what's in your portfolio. And when an idea can be enhanced by the use of today's varied and versatile ceramic tile—give yourself the freedom to use it. Our pictures are an

Please send your free research material and full-color brochures for the well-armed architect. Send to: Tile Council of America, Room 1037, P.O. Box 2222, Princeton, N.J. 08540

Name _____

(PLEASE PRINT)

Firm, Address _____

City, State, ZIP _____

inspiration in the application of tile. And our independently-conducted research will set to rest all objections about the long-term costs of ceramic tile. Skeptical? Then send the coupon. We think we can convince you.

Ceramic Tile

3100 STORAGE SYSTEM / An automated storage and retrieval system is described in a four-color brochure which lists standard and optional equipment, planning dimensions, and operational data. "Minitrieve MH" is intended for small parts handling. / Lyon Metal Products, Inc.

3101 PUBLIC TELEPHONES / Summary catalog presents a survey of a complete line of telephone booths, shelves, portable units, lock-up enclosures, coin furniture and accessories. / Benner-Nawman Inc. GB*

3102 REFLECTIVE SHEET / *Dura-Mir* mirror-like sheet is made of *Lexan* polycarbonate with a mar-resistant coating. A product brochure illustrates such applications as prisons, hospitals and public and school washrooms. Cutting and installation instructions are given. / General Electric Co.

3103 MOVABLE PARTITION / A movable partition system that provides floor-to-ceiling, partial height, and open base wall surfaces is described in a four-color brochure on "Movable Partition Systems." / Modernfold.

EQUIPMENT: UCI 11


3106 DOCK LEVELERS / Application studies document how installation of *Cyclomatic* mechanical dock levelers increased trailer loading efficiency at a catalog distribution center and a wine maker's warehouse. / Rite-Hite Corp.

3107 HOME APPLIANCES / Color catalog presents a full line of gas and electric equipment for the home: cooking appliances, refrigerators, freezers, washers and dryers, dishwashers and hvac units. / Magic Chef, Inc.


FURNISHINGS: UCI 12



3108 LEISURE FURNITURE / Leisure furniture made with aluminum frames with seats and backs in vinyl straps is described and illustrated in a full color catalog. Among the pieces in the "Solaria" contract line: lounges, chairs, tables, and umbrellas. / Lloyd Furniture.



3109 KEY CABINETS / Eight-page color catalog illustrates over 60 products, and explains the *Ke-Master* control system, which ranges from simple 10-unit key racks for the home to large, 800-unit wall cabinets for industry. / Ke-Master.



CHURCH LIGHTING by *Wiedemann*

3104 CHURCH LIGHTING / Nave and companion lights in four basic styles—Early American, Provincial II, Futura and Contemporary—are shown in a church lighting catalog. All models can be hung by poles or chains. / Wiedemann Ind., Inc.

3105 BEVERAGE SERVICE / Stainless steel automatic coffee brewers are described in a color catalog. "RL" and "OL" units deliver exactly the same amount of water everytime, regardless of line pressure. / Bunn-O-Matic Corp.



Color clear through.
Now frosted, too!
ACOUSTONE®
Frosted Mineral
Acoustical Panels

Now America's prestige ceiling is available in beautiful, integral colors enhanced by a frosting of white for a most dramatic deep dimensional look. In 2x2' and 2x4' panels and six base colors. And they're foil-backed. ■ See your U.S.G. Representative or write to us at 101 S. Wacker Dr., Chicago, Ill. 60606, Dept. AR 1080D










UNITED STATES GYPSUM 
BUILDING AMERICA

Circle 1049 on inquiry card

*In 1981 Sweet's Catalog File (s): General Building (GB); Light Residential Construction (LR); Engineering (E); Interiors (I); Industrial Construction & Renovation (ICR).

more literature on page 106

The future belongs to



Z-Furring's Fast!

USG® Z-FURRING CHANNELS permit progressive attachment in three cost-effective steps:

- 1 Channel attaches speedily to old or new interior masonry surfaces!
- 2 Mineral fiber or foam insulation friction-fits quickly in place!
- 3 Gypsum panels or gypsum base screw-attach fast to complete assembly!

Mineral fiber or rigid foam insulation attaches quickly and easily with USG Z-Furring Channels—the superior system for reducing energy losses in masonry, concrete and wood frame applications. Among other benefits, you'll find use of z-furring channels provides an excellent fire-resistive surface—minimizes effects of structural stresses—prevents wicking of moisture to inside surfaces. And these rigid, rust-resistant channels feature slotted web design to minimize shadowing—eliminate any chance of adhesively-attached insulation failure. Spec this versatile, low cost way to get the sound and fire ratings you expect from gypsum panel and veneer plaster assemblies. And you can count on U.S.G. for nationwide availability in 1", 1½", 2" and 3" depths. *Call your U.S.G. Representative. Or mail the coupon now!*

Circle 1054 on inquiry card

United States Gypsum, 101 S. Wacker Dr., Chicago, IL 60606 Dept. AR 1080A
Send complete technical literature on **USG Z-Furring Channels** to:

name

title

company

address

city

state

zip

UNITED STATES GYPSUM
BUILDING AMERICA

3110 WORK FURNITURE / Catalog file on the "2000 System" includes a separate page on each component: desks in four depths and various heights and lengths, panels, storage units, work stations, etc. / Corry Jamestown Corp.

3111 KITCHEN CABINETS / Highly detailed and crafted kitchen cabinetry in an array of styles, finishes, and accessory components is illustrated in over 90 pages of color photos, 64 pages of specifications, and a special metric/inch detailing insert for the U.S. From West Germany. / TIELSA-Contemporary Systems, Inc.

3112 WINDOW TREATMENTS / A 224-page "Encyclopedia" catalog contains information on shutters, drapes,

wood Venetian blinds, shutter panels, shoji screens, hand carved doors and wrought iron decorative elements. / Pinecrest, Inc. GB*

3113 POWER DISTRIBUTION / Brochure explains how "8000 Series" power panels provide design versatility in meeting a broad range of power and electrical access requirements in open office applications. / All-Steel Inc.


3114 WINDOW BLINDS / One- and two-in. blinds crafted from basswood heartwood as "Heartwood" and "Heartwood Two" are displayed in four-color flyers offering brief descriptions and installation photos. / Americana Naturals.

3115 WALNUT FURNITURE / This handsome color booklet shows the "Lo" line of R-Way walnut Veneer and walnut-toned laminate top office furniture. / R-Way Furniture Co.

3116 LOUNGE CHAIR / The "Gamma" group of armchair, two- and three-seater sofas is depicted in a four-color catalog insert that includes photos, basic specifications, and design dimensions. / Castelli Furniture.

3117 KITCHEN CABINETS / This color folder includes 11 color sheets on each line of Connor cabinets and vanities, as well as base cabinet accessories. Includes full specifications and drawings. / Connor Forest Industries.

**SPECIAL CONSTRUCTION:
UCI 13**



3118 FABRIC STRUCTURES / Recent fabric-roofed designs are featured in "Creating New Environments with Fiberglas Fabric Structures," a 16-page color brochure on air-supported and tension structures. Projects described and illustrated include Bullock's department store in California; sports and recreation complexes in South Dakota and Florida; and the Haj Air Terminal tent roof in Saudi Arabia. / Owens-Corning Fiberglas Corp.

3119 INTEGRATED CEILINGS / Owens-Corning's 11 new integrated ceiling systems are shown in a 28-page color brochure. Full-page photographs and descriptions of the various components are given. / Owens-Corning Fiberglas Corp.


3120 CEILING SYSTEMS / Full-line catalog contains in-place product photos, technical and hazard data, and installation drawings of all types of integrated ceilings. Included are "Designer" ceilings, impact and metal-face units, standard and fire rated suspensions, and mineral acoustical wall systems. / Conwed Corp. GB*

3121 CEILING SYSTEM / An aluminum ceiling panel system designed to accept various luminaires and air diffusers is portrayed in a four-color, 12-page catalog which includes specifications, design details, and photos. / Alcan Building Products.

**CONVEYING SYSTEMS:
UCI 14**

3122 ESCALATOR DESIGN / An "Architect/Contractor Planning Guide" for the Moduline 100 escalator series features escalator details to 1/4-in. scale on clear acetate overlays; construction details are printed on opaque sheets. Locating the overlay to suit vertical rise and desired location produces prints which show how the Moduline 100 will place in the building, and the location of the support beams at the truss ends. / Westinghouse Elevator Co.

more literature on page 113



Now Scamp sound masking gives your "closed" office the privacy you deserve.

Just because you don't have an open office doesn't mean you're not affected by noise such as typewriters, copying machines and the chatter of people using them. Even with your office door closed these sounds can seep through and hamper your work. No more! One or more decorative Scamp units for wall or ceiling, placed strategically in your office, can mask these sounds and provide the atmosphere for optimum efficiency.

The Scamp system provides speech privacy in most offices by generating a unique sound spectrum which masks unwanted speech, noise and its directivity without being intrusive itself.

Scamps install quickly and easily and have music and paging capability.

Find out how Scamp can make a better working environment out of your office. Write or call us today. Also ask about Scamps for open office areas with dropped ceilings or high ceilings.



Dropped ceiling unit

Control Electronics Co., Inc.

107 Allen Boulevard, Farmingdale, N.Y. 11735 • (516) 694-0125

See 1980 Sweets Catalog Vol. #3.9.1 Acoustical Treatment

Circle 1055 on inquiry card



383



384



385

ACCESS FLOORING

383 FLOOR PANEL / These panels, designed as a raceway system throughout office buildings, are installed on the top of pedestals in 2-ft by 2-ft modules. / Tate Architectural Products, Inc.

FIREPLACES

384 FIREPLACE / The *Warmmajic* fireplace draws-in dual circulating layers of room air, causing them to flow over, under, along sides and back of the firebox for stove-like heating efficiency. / The Majestic Co.


385 BUILT-IN FIREPLACE / An easy-to-install, economical fireplace, the "Model MHC36 Heat Circulator" uses outside air for combustion. There are two separate airflow patterns in the sides and backwall. / The Majestic Co.



386



387



388

386 FREESTANDING FIREPLACE / Auburn University tests showed the *Provider* heat-circulating fireplace, equipped with the optional outside air intake kit, to be exceptionally efficient in burning wood fuel and minimizing lost room air. / Preway Inc. LR*

387 BUILT-IN FIREPLACE / The prefabricated *Energy Miser IV* incorporates several new energy-saving features, including using outside air for combustion, sliding glass doors, and a refractory base. / Preway Inc. LR*

GRILLES & SCREENS

388 WOOD GRILLES / Handcrafted *Dowelok* grilles have solid wood uprights drilled to receive a series of wood dowels at 12-in. intervals. Hardwood veneers on composite wood cores may also be used. Wood species include oak, mahogany, redwood and white fir, offered finished, unfinished, or with *Thermo-Lag* fire retardant. / Forms & Surfaces.



389



390



391

389 ROOM DIVIDERS / The *Interlok* grille is constructed of individual solid wood or wood veneer members fit together to form various rectilinear patterns. Grilles may be used as space dividers, on walls or on ceilings. Solid wood versions are offered in red oak, redwood and white fir. / Forms & Surfaces.

390 ROLLING GRILLES / A lightweight yet rugged security grille, the *VueArt* curtain is constructed of scratch-resistant, nylon-covered aluminum tubes. Grille, rails and guides may be in matching or contrasting colors; optional *Lexan* panel inserts add extra protection without restricting visibility. / Kinnear Div., Harsco Corp. GB*

IDENTIFYING DEVICES

391 IDENTIFYING PARTITIONS / This easy-to-assemble wall system with tubular chrome frame that holds smoked plexiglass sign is shown here in a custom application as mini-computer station in Radio Shack stores. / Unicube Corp.


ACCESS FLOORING
FIREPLACES
GRILLES & SCREENS
IDENTIFYING DEVICES
LOCKERS
LOUVERS & VENTS
PARTITIONS
PEST CONTROL
STORAGE SHELVING
SUN CONTROL DEVICES
TELEPHONE ENCLOSURES
TOILET & BATH ACCESSORIES
WARDROBE SPECIALTIES



392



393



394

392 LETTERS / Injection molded letters and numerals are manufactured of acrylic *Plexiglas* with the finished products measuring approximately $\frac{1}{8}$ -in. thick. Cleanly trimmed and displaying a glossy smooth surface, the letters come in a variety of colors and styles. / Scott Plastics Co.

LOUVERS & VENTS

393 RIDGE VENT / *Ridge Univent* can be installed on roofs which have little or no ventilation at the soffit. The vent, which has been proven to be completely weather-infiltration-proof, uses an exclusive weather filter that effectively blocks moisture at all wind speeds, yet retains virtually all of the net free vent area for air passage. / Air Vent Inc.

PARTITIONS


394 MOVABLE PARTITION / Floor-to-ceiling, partial height, and open-base movable partitions are available with anodized aluminum extruded framing, hardboard and honeycomb core panels, and optional vinyl snap-on base trim. / Modernfold.



395



396




397

395 ACOUSTICAL SCREENS / "Series 600" screens provide sound control in the open office, with ratings of .90 NRC and 30 STC. Freestanding or connectable, screens come straight or curved, and are available in 18 sizes and 13 colors. "Series 100" desks are also pictured. / Conwed Corp.


396 WORK STATIONS / Movable screens in three heights and five widths provide semi-private offices. These "D03" partial-height space dividers work with a range of desk surfaces, storage components, task and ambient lighting and magnetic accessories. / The E. F. Hauserman Co.

PEST CONTROL

397 BIRD CONTROL / Stainless steel needle strips make this inconspicuous, non-intrusive, flexible structure. Easy to install on any surface and available in a variety of models for different building applications and bird species. / Nixalite of America.



398



399




400

398 BIRD CONTROL / Weighing less than three pounds per 1000 sq ft, "Birdnet" black plastic netting is designed to stop birds from nesting or roosting on fields or on buildings with eaves or scrolls. It is ultraviolet-stabilized for long life. / Conwed Corp.

STORAGE SHELVING

399 SMALL PARTS STORAGE / Modular drawer cabinets measure over 36 in. wide by 24-in. deep, in 42- and 60-in. heights. Suspension-type drawers have many compartment and divider options, for storage of paper supplies, microfilm, art materials, computer parts, etc. / Lyon Metal Products, Inc.

400 HIGH DENSITY FILING / Electrically-operated Fullspace PD/80 mobile files are constructed on heavy-duty steel carriages capable of moving 80,000 lb of payload. A key must be inserted in the master control panel to activate the system; a push-button parts or rolls the carriages in unison to provide the desired access aisle. / Lundia, Myers Industries, Inc.



401



402



403

SUN CONTROL DEVICES

401 STOREFRONT AWNING / All exposed hardware for the *Solair* European-type retractable awning are made of anodized aluminum. A torsion bar distributes stress across the full width of the lateral-arm awning; angled elbow hinges provide positive protection from strong winds. / The Astrup Co.

402 PATIO COVER / The *SunView* system places translucent skylight panels between solid *Woodgrain* aluminum panels to regulate the amount of shade and sunlight desired. Panel tops have a white polyester finish to reflect heat. / Alcan Building Products.GB*


403 WALKWAY COVER / A simple canopy system, the *Alcan* walkway cover consists of a deep-section aluminum panel, and a peripheral supporting beam that serves both as a decorative fascia and as a concealed gutter. / Alcan Building Products.GB*



404



405



406


TELEPHONE ENCLOSURES

404 PHONE BOOTH / This acoustically treated, walk-in, outdoor/indoor booth accepts a telephone mounted at the 54-in. coin-slot height which accommodates the handicapped as well as children. It has a sloped, stainless steel shelf and an *ADCO* coin telephone security mounting. / Acoustics Development Corp.

405 TELEPHONE ENCLOSURE / Made to telephone company and UL standards, the "BN4000" coin telephone enclosure has a four-way lighted sign. Compact unit is constructed of vandal-resistant porcelain steel with tempered glass or matching porcelain side panels. / Benner-Nawman Inc. GB*

TOILET & BATH ACCESSORIES

406 STEAMER / "The Steamer" is designed to generate steam for enclosures up to 420 cubic feet and may be used in conjunction with a custom designed ceramic tile steam room or used to convert an existing bathtub or shower. / Amerec Corp. GB, LRC*



407



408



409


407 CONVENIENCE UNIT / For recessed, semi-recessed, surface or through-partition mounting in toilet compartments of women's washrooms, this stainless steel unit combine a toilet seat cover dispenser, dual paper roll holder, and sanitary napkin disposal. / The Charles Parker Co. GB*

408 EASYSOAP DISPENSER / A versatile, less expensive unit for use in office, medical buildings, homes and shops, the *Cleaf* dispenser is made of foam-molded plastic. The regular or anti-bacterial hand soap is packaged in 250-leaf cartridge refills. / Parachem Corp.

409 BATH ACCESSORIES / The "Grand Oak" series of bath accessories comprises a three-way viewing cabinet with storage, vanity bases with built-in drawers, linen cabinet, and solid oak toilet seat. Doors available in woven cane and plain. / General Bathroom Products Corp.



410



411




412

410 PLUMBING BRACKET / A new mineral-reinforced *Valox* resin is used in the swivel bracket assembly of *Water Pik*. With heat strength and chemical resistance, the resin has eliminated possible stress cracking and creep problems in the bracket. / General Electric Co.

411 HAND/HAIR DRYERS / Rapid-start, brushless dryers may now be ordered in any custom epoxy paint color at a small extra charge. Bright chrome and white epoxy are the standard finish options. Dryers come in surface-mount and recessed versions; list price is \$240 and \$260, respectively. / Excell Dryer Corp. GB*

412 SOAP DISPENSER / The *Disposable* "Soap Gun" comes loaded with a disposable liquid soap cartridge complete with throw-away plastic valve. This replaceable valve eliminates many of the maintenance problems associated with permanent metal valves. The dispenser housing is vandal-resistant stainless steel and aluminum, recessed or surface mounted. / Accessory Specialties, Inc.



413



414



415


413 RESTROOM CABINETRY / Vanity top, available in post-form or self-edged construction, integrates all restroom accessories, including paper towel dispenser, towel disposal, and soap dispenser. This "CRC" unit was also designed for use by the handicapped. / Ampco Products Inc. GB*

414 TOILET PARTITIONS / Solid plastic *Poly-Mar HD* partitions are made in one piece, with no seams to come apart. Enclosures will not rust, dent or delaminate. / Santana Products Co.

WARDROBE SPECIALTIES

415 BATHROOM CABINET / *Pipedo*, a single-unit cabinet for the bathroom designed by Carlo Urbinati and imported from Italy, is ideal for tight spaces. It revolves on a 1 3/4-in. base and stands 78 in. high. It features back to back three-shelf cupboards for medicines or cosmetics, a line compartment with pull-down flap, two drawers and a laundry basket. / Hastings Tile & Il Bagno Collection.

*In 1981 Sweet's Catalog File (s): General Building (GB); Light Residential Construction (LR); Engineering (E); Interiors (I); Industrial Construction & Renovation (ICR).



**If you run a business,
you owe it to America
to give your employees one of these.**

The Alliance to Save Energy believes every American should know the facts about our energy situation. So it has produced a 40-page book called: "The Energy Puzzle. How you fit in."

Knowledgeable authors and energy experts review, in understandable language, our alternative sources of energy. You will learn how coal, solar heating, windpower and other reserve sources fit into the energy puzzle.

But the compelling question is what we Americans can do *now* to stretch our resources. Articles on conservation, at home, at work, on the road, will help guide us to ways of saving energy, and saving money.

You, and everyone who works for you, should have a copy of "The Energy Puzzle". For information on how to get bulk copies, write the Alliance to Save Energy.

ALLIANCE TO SAVE ENERGY
Box 57200, Washington, D.C. 20006

I want to help save energy. Send me your book.

Name _____

Address _____

City _____

State Zip _____



A public service message from this magazine and the Advertising Council

PEP-80

PRE-ENGINEERED PRODUCTS

CONVEYOR TECHNICAL MANUAL


Application-Selection-Design



3123 CONVEYORS / A soft-bound, 272-page book, the *PEP-80* technical manual contains information on pre-engineered products that meet a wide range of conveyor needs; from simple, non-powered types to the most complex of unit handling systems. Divided into seven sub-sections, the book includes gravity and powered units, supports and guard rails overhead and custom engineered products, and provides guidelines for application of equipment. / Litton UHS.

MECHANICAL: UCI 15

3124 DRINKING FOUNTAINS / A 20-page catalog includes more than 25 product photographs and describes over 50 different drinking fountains. Information is included on dimensions, rated capacities, power supply and installation requirements. / Sunroc Corp.



3125 PRESSURE REGULATORS / Comprehensive 32-page guide for the selection of pressure regulating valves and related components used in the control of water and air includes application and feature information for each regulator. Engineering dimensions, flow charts and repair instructions are completely illustrated. / Zurn Industries, Inc., Wilkins Regulator Div.

3126 SINGLE-PLY MEMBRANES / Data on a protected membrane roof system that aids the performance of single-ply membranes discusses the advantages and disadvantages of the single-ply membranes and how this new system can help. Includes black and white photographs. / Dow Chemical U.S.A.

3127 SOLAR ENERGY SYSTEMS / Evacuated tube solar collector systems for hot water, space heating and/or air conditioning are featured in this four-page color brochure. Patented reflectors and high strength vacuum tubes allow these high-technology turnkey systems to operate efficiently even on cloudy days. Solar consulting services for various applications are explained. / Sunmaster Corp.

3128 BATH TUBS / Eight-page color booklet describes several tubs, all with unusual shapes for different uses. Also includes information on hydro-massage and lavatory vanities. / Cortina Manufacturer's Association.

3129 FAUCETS / European-style faucet for bath, kitchen and spa are shown in an eight-page color brochure on the "International Collection." Solid brass fittings are offered in chrome, 23-kt gold, pewter, antique and satin brass finishes. / Grohe America, Inc.

3130 PLUMBING FIXTURES / Moen's complete line of faucets, shower heads and valves, tub spouts, and stainless steel sinks is featured in this 32-page color catalog. The book, entitled "Enduring Elegance," shows both elaborate and simple fixtures for home uses. / Moen-Division of Stanadyne.

3131 SOLAR ROOM / Color brochure outlines the various heating effects possible with the *GreenRoom* passive solar room, and shows how the redwood and insulated glazing structure can be incorporated into the design of new or existing homes. Active solar heating accessories and options such as grow-beds and movable insulation are explained. / Solar Technology Corp.







3132 SOLAR ENERGY COLLECTORS / Collector ratings, engineering features and material specifications for *Sun-Air* solar panels are given in a color folder. A card is attached for ordering literature on other *Revere* solar hot water and heating systems. / Revere Solar and Architectural Products, Inc.

3133 FINNED-TUBE RADIATION / Full-line catalog describes the *Versa-Line* commercial finned-tube radiator, with enclosure configurations for almost any application. / Sterling Radiator.

more literature on page 114

Quiet, Open Profit-Makers

... from the most complete line of outdoor/indoor telephone booths. Designed and built to fit size and aesthetic requirements of commercial, industrial, municipal and other sites, the ADCO models shown below are typical call/profit centers.



Write or call today
for color brochure



World's Largest Manufacturer of Telephone Booths



**ACOUSTICS DEVELOPMENT
CORPORATION**

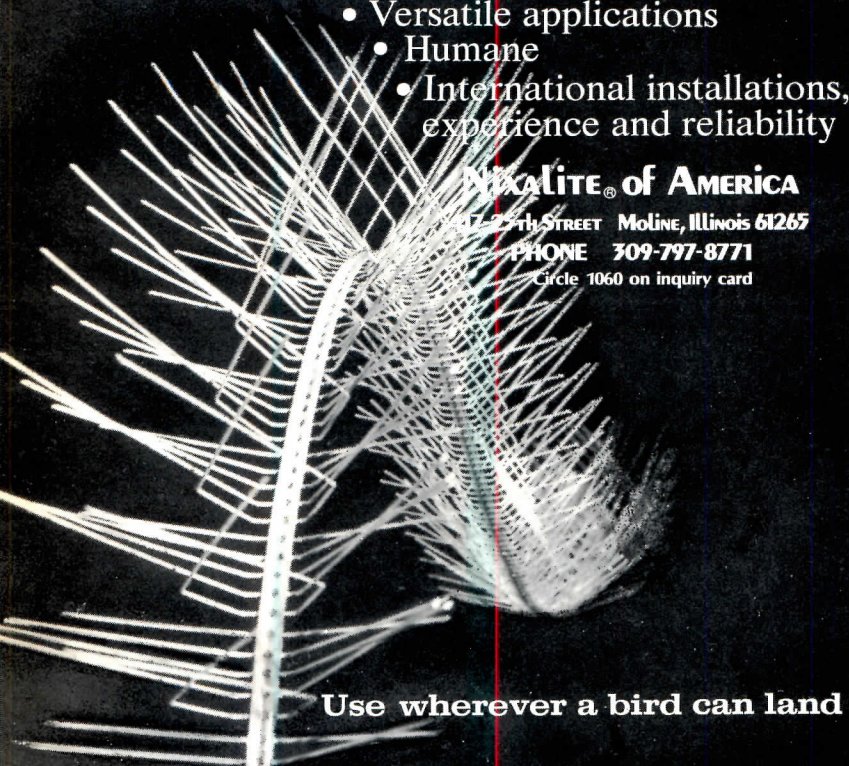
1850 Holste Rd.
Northbrook, Illinois 60062

Phone 800/323-8369

Moonachie, N.J. • Jacksonville • Birmingham
St. Joseph, Mo. • Denver • Reno • Las Vegas • Toronto

Circle 1059 on inquiry card

- Inconspicuous
 - Stainless steel needle strips
 - Easily installed
 - Removable for cleaning windows
 - Flexible to surface contours
 - Versatile applications
 - Humane
 - International installations, experience and reliability



ALITE® of AMERICA

1250 N. 7TH STREET Moline, Illinois 61265

PHONE 309-797-8771


Circle 1060 on inquiry card

Use wherever a bird can land

**RECORD
IMPRESSIONS
CATALOG**

SEND FOR A COMPLETE, DETAILED CATALOG of "Record Impressions." A convenient service offering reprints of Building Type Studies, Interiors and Special Reports. Offered are more than 50 items including the practical reference guide, "Air Conditioning: A New Interpretation."

Address your request to: Record Impressions, Architectural Record, P.O. Box 457, Princeton Road, Hightstown, New Jersey 08520.



3134 BARRIER-FREE / Color catalog describes drinking fountains for the physically handicapped; nine different fountains and water coolers are shown in real-life situations. / Sunroc Corp.

3135 RADIATOR ENCLOSURES / Catalog highlights the design features of the "Classic" line, showing how the enclosures can be centered on or between mullions. / Sterling Radiator.

3136 HANDBOOK / Color leaflet explains the advantages of the National Electrical Code Handbook, which is the only one to include the complete text of the 1981 National Electrical Code. Lists new edition features and includes an order form for the book. / National Fire Protection Assn.

3137 BATH GROUP / A vitreous china bath fixture group, "Serie Pegaso," is illustrated in a four-color data sheet. Included are pedestal basin, water closet, bidet, and accessories. / Hastings Tile & Il Bagno Collection.

3138 FIRE PROTECTION / Sprinklers for dry and wet pipe systems are covered in a basic fire protection catalog. Upright, pendent and concealed sprinklers are included, for ordinary, intermediate and high classification. System accessories, valves, alarm devices and fire department connections are also shown. / Grunau Sprinkler Mfg. Div.

3139 CUSHIONED BATHTUB / Color leaflet on the *Soft Bathtub* explains the safety, comfort, and space-saving advantages of the lightweight, foam-cushioned tub. Units are constructed with an inch of foam bonded to a fiberglass shell, which is covered with a tough, non-porous vinyl covering. / The Soft Bathtub Co.

3140 HEAT EXCHANGERS / The complete line of standard *Z-Duct* air-to-air heat exchangers is described in a new brochure, which provides design details, performance graphs, engineering data and sample calculations. / Des Champs Laboratories.


3141 STEAM BOILER / Product bulletin contains complete ratings, data and dimensions on new *Shock-Proof* package boilers, which provide absolute protection against thermal shock in hot water heating systems. / Kewanee Boiler Corp.

3142 AIR CONDITIONERS / Eight-page booklet explains the "Spacemaker II"—a compact computer room air conditioner. Describes system in detail and includes detailed data on cooling capacities as well as the unit itself. / Hiross Inc.

ELECTRICAL: UCI 16



3143 ACCENT LIGHT / Folder on the *Lite-Pak* high-intensity quartz fixture illustrates how it works both as a wall washer in a museum gallery and as an indirect light to accent architectural features of a Gothic ceiling. / Rammbusch.




3144 LIGHTING PRODUCTS / A condensed catalog describes a full line of commercial, industrial, health care and specialty lighting units. Fifty-two page booklet contains prices, product photos, dimensions and luminaire tables. The Miller Co., Lighting Div.


3145 WATER TIGHT PLUG / Plugs and connectors that are water-tight, mud-tight, dust-tight, and corrosion-resistant to meet or exceed UL Hospital Grade standards are explained in a four-color brochure on "Tech-Spec" products. / Bryant Division, Westinghouse Electric Corp.

more literature on page 134


uci 11 equipment



427



428



429


ATHLETIC EQUIPMENT

427 MAT STORAGE / The "Mat Mover" stores gym mats at ceiling level for more efficient floor space. A 10-in. diameter heavy duty corrugated tube, around which mats are rolled, is one feature of the system. Once rolled, mats are positioned in a vinyl-coated, heavy duty one-piece sling attached to a steel load bar. / Mac Press Inc.


428 COMBINATION GOAL / An official-size goal adaptable to both football and soccer play, unit is composed of two galvanized pipe sections that bolt together at their centers. Football uprights can be easily detached, and the soccer net added. / SportsPlay Products.

BANK & VAULT EQUIPMENT

429 VAULT DOOR / The *American-Century* vault has passed the UL test for two hours net working time to effect entry, and has been given a Class III rating. The door itself is nine-in. thick; a UL-listed emergency vault ventilator is built into the frame. / The Mosler Safe Co. GB*



430



431



432

FOOD SERVICE EQUIPMENT

430 NOURISHMENT CENTER / Stainless-steel "Galley" station provides a work surface with a deep-coved corner sink and gooseneck spout. Top section can accommodate two microwave ovens; pre-plumbed base unit is a double-door refrigerator that will take various size trays as specified. / Precision Metal Products, Inc.

431 FAST FOOD / The *Car Hop* system consists of pivoting baskets which travel in an upright position, over aluminum tracks, from the inside food service area to the customer's car and back, at the touch of a button. The system can be expanded to many drive-in lanes, and has low power requirements. / The Mosler Safe Co.


432 WINE SERVICE / A countertop, refrigerated unit, the *Winery* holds three 18-litre "Bag-in-Box" house-wine dispensing containers. Taps extend through door for easy service of red, white and rose wines; an insulated, removable divider allows red wines to be served at room temperature, or chilled, as desired. / Nor-Lake, Inc. GB*



433



434



435

LABORATORY EQUIPMENT


433 REFRIGERATORS / Uniform cabinet temperature, rapid temperature recovery, automatic condensate evaporator, and adjustable shelves and drawers are among the features of a contemporary style laboratory refrigerator line. / Jewett Refrigerator Co. Inc. GB*

434 GLASSWARE WASHER / The *Pulstar 5000* laboratory washer has been designed to clean a variety of laboratory glassware and utensils and trays as well. It is controlled by a microcomputer which provides easily programmed cycles that allow the operator to match wash and rinse phases to the soil and load conditions. / AMSCO/American Sterilizer Co.


435 EYE/FACE WASH / This hand-held laboratory eye/face wash fountain has a 12-ft recoiling hose, and may be used both as a wall-mounted hand-held unit and as a flexible hand-held spray. "Model 907" is especially suitable for installations where space may be a problem. / Western Drinking Fountain.

ATHLETIC EQUIPMENT
FOOD SERVICE EQUIPMENT
LABORATORY EQUIPMENT
LAUNDRY EQUIPMENT
LOADING DOCK EQUIPMENT
PARKING EQUIPMENT
RESIDENTIAL EQUIPMENT


*In 1981 Sweet's Catalog File (s): General Building (GB); Light Residential Construction (LR); Engineering (E); Interiors (I); Industrial Construction & Renovation (ICR).



436



437



438


LAUNDRY EQUIPMENT

436 WASHER / This high-security, two-speed washer has a perforated stainless steel washbasket designed with strategically sized and placed perforations which separate lint, sand, dirt, and other sediment from the wash. Newly designed polypropylene agitator sweeps a full 210 deg agitation stroke. / Speed Queen Co.


437 BATCH WASHER / This modular continuous batch washing system has a drive unit for each module so a problem with a motor does not shut down the entire system. Batches are transferred from one washing compartment to the next under the control of automatic programming. / Pellerin Milnor Corp. GB*

LOADING DOCK EQUIPMENT

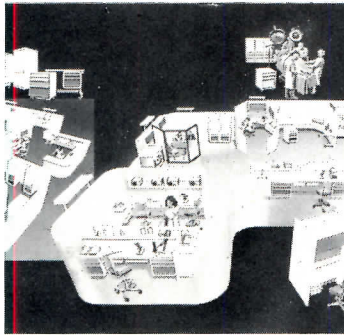
438 SAFETY DEVICE / This self-aligning device is used to secure trucks and semi-trailers to the face of a loading dock, preventing trailer movement. / Rite Hite.



439



440



441

439 DOCKBOARD FRAME / This frame consists of structural angles and struts all welded to form a single, unitized assembly to enable food plants to easily maintain clean pits. This ensures equalized load distribution, ease of installation and perfect alignment. / Systems, Inc.

440 DOCK LEVELER / These levelers are designed to withstand heavier loads and perform under more loading cycles. The full-width, fully supported rear hinge withstands the continuous impact from moving fork trucks; rigid I-beam supported, non-racking deck forms a structural bridge between the building and the truck. / The McGuire Co., Inc. GB, ICR*

MEDICAL EQUIPMENT

441 MANAGEMENT SYSTEMS / This system features *Unicell* modular units and *Open Office* systems—a combination of movable partition panels, work surfaces, lights, power and communication wiring, and tables and chairs. The basic module is available in four heights and two depths. AM-SCO/American Sterilizer Co.



442



443



444

PARKING EQUIPMENT

442 BICYCLE PARKING / Made of steel with a brown *Perma-guard* finish, each *Pedal Park* unit holds two bicycles. Both front and rear tires and the frame itself are secured to the main post with the rider's own lock, placed in a protective steel cover. / Miracle Recreation Equipment Co.

RESIDENTIAL EQUIPMENT

443 WOOD CABINETRY / Solid oak doors and a horizontal slat motif are some of the features of a European styled cabinet line, "Slatted Oak," for kitchens, hutch and wall systems, vanities, and bathroom cabinets. / Mutschler.

444 KITCHEN VENT / The *Dacor* "Space Saver" range hood is designed to create an eye-level space above it to accommodate a full size microwave oven, toaster/broiler, or other portable appliance otherwise requiring counter space. The ventilator has either ducted or ductless options, and incorporates a light and a power outlet. / Dacor.



445



446



447

445 STOVE/MICROWAVE / The "Common Sense" cooking center combines a meal-sized microwave oven mounted on top of a self-cleaning gas oven and range unit. Options include a range hood, either ducted or ductless. / Magic Chef. GB*

446 GERMAN DESIGN / "Program Carat 1304" cabinets use linen-textured laminate in beige tones, combined with a natural solid oak gripbar. Kitchen cabinets feature a number of convenient storage racks and drawers. / Tielsa-Contemporary Systems, Inc.

447 GARBAGE DISPOSER / The *Whirlaway* in-sink disposer features a simple, five-step installation procedure. Unit is available in five sizes, up to 1/2-hp. / Anaheim Mfg.

TASTE.

It's defined as the power of discerning and appreciating fitness, beauty, order, or whatever constitutes excellence.

It's foremost in the minds of the designers and builders of Magic Chef appliances.

And it's just one of the things you can count on when you specify Magic Chef. Taste in design. Quality construction. Dependable delivery. Coast-to-coast service.

Magic Chef. When it's a matter of taste. And more.

Call 615-472-3371 for the name of your nearest Magic Chef sales representative—plus our new Sweet's brochure. Or write Magic Chef, Inc., 740 King Edward Avenue, Cleveland, Tennessee 37311




Your full-line of gas and electric kitchen and laundry appliances


Circle 1061 on inquiry card




furnishings **city**



460



461



462

ARTWORK

460 GRAPHICS / Geometric graphics are mounted on panels that can simultaneously power convenience outlets, special equipment and lighting on separate electrical circuits. The "Unigraphic" system can also accommodate single and dual circuit use. / Haworth, Inc.

461 WOOL WALL HANGINGS / These wall hangings and area rugs are made from designers' drawings, fabric samples, and photos. The design is done in all wool, 1/2-in.-thick, in more than three levels to give it dimension. Stock designs also can be ordered made to individual colors and sizes. / Logo Looms, Ltd.

462 LASER CARVINGS / Service allows architects to create their own laser-carved wood panels from small hardwood tiles with repeating patterns to doors and hardwood wall murals up to 4- by 8-ft. Original artworks, company logos and traditional design motifs equally adaptable with any species of wood. / Lasercraft.



463



464




465

463 PHOTO MURAL / Photographed by Steve Solinsky, "Canyon" is one of the large-scale photomurals offered in the *Naturescapes* collection. Mounted on a stretch-proof, washable synthetic material, low-glare *Naturescapes* meet all institutional standards. / Naturescapes, Inc.

CABINETS & STORAGE

464 MODULAR KITCHEN / Luigi Massoni has designed modular kitchen cabinet components based on 6-in. increments ranging from 6-in. to 48-in. Finishes include: walnut, ash, elm, plastic laminate and high-gloss colors. Pull-out baskets, corner lazy-susans and plate racks are some of the many interior components. / ICF.

465 KITCHEN CABINETRY / Heavy oak fronts finished in antique stain with sculptured handles characterize the "KF" style, part of a wide range of styles and finishes in kitchen cabinetry from West Germany. Customizing conveniences include lazy-susans and specially fitted drawers. / Heidapal.



466



467




468

466 CREDENZA / A wine storage system comes with a light or dark oak finish as well as unfinished. The "Wine Vault Credenza" holds ten cases of wine and runs on standard 115-V service. It is portable and convenient for home or office. / Viking Leisure Products Co.

467 AUTOMATED FILING / This system is operated from a front work station that has simple keyboard controls to retrieve files in less than 30 seconds. Automated charge-out and in-file verification are also available. / Supreme Equipment & Systems Corp.

468 CABINET ACCESSORIES / Designed to accept hood inserts, 30 in. wood range hood is new from Connor. Wood door panels provide the decorative custom look. / Connor Forest Industries.


ARTWORK
CABINETS & STORAGE
FABRICS
FURNISHING ACCESSORIES
FURNITURE
RUGS
SEATING
WINDOW TREATMENT



469



470




471

469 CABINETS / Connor introduces three new cabinet lines—Woodland Oak, with a rustic plank-style cabinet and solid oak batten edges and solid center panel; Westminster, with all-oak exterior and raised panel doors framed in solid oak; and Westminster Cathedral, with all of the above features plus cathedral-arched doors in all wall units. / Connor Forest Industries.

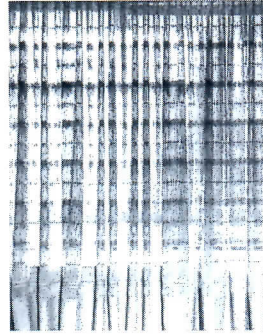
470 RAIL HUNG STORAGE / Hanging a storage system on a rail allows users to relocate storage units readily and without tools. This product line, "770 Plus," is offered in seven colors and one wood grain pattern. / Monitor.

FABRICS


471 VINYL FABRIC / Silk-screened vinyl upholstery fabrics stand up to hard commercial use: handprinted designs are fused into the ground surface, then coated with clear vinyl for resistance to abrasion and fading. Designed by D. Bruce Rabbino, *Silvie Stripe* is a series of banded stripes in two colors. / Durawall Inc.



472



473




474

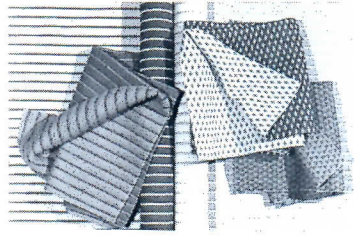
472 GLAZED CHINTZES / Floral designs in eight to ten colors for upholstery, drapery, and wallcovering have been printed on glazed chintz 54 in. wide. "Field of Tulips," (shown) is especially intended for upholstery. It is *Scotchgard* treated. / Decorators Walk.

473 CASEMENTS / "Handtied Sunscreen" is an open pattern with intermittent stripes woven 118 in. wide for continuous-width seamless casements. "Boucle Cable Net," 118 in. wide, features cables looped around squares. "Mohair Loopteeloo," 49 in. wide, has loops within squares. Natural and synthetic fibers. / Henry Cassen, Inc.

474 WOOL UPHOLSTERY / Custom-colored yarns may be specified to give a unique appearance to a group of contract wool and wool blend fabrics for upholstery applications. "Pompilio" and "Napoli" are offered with standard off-white warp and standard or custom-fill yarns, or with solid-color piece dyeing. / Scalamandre Inc.



475



476




477


475 WOOLEN UPHOLSTERY / Irish handwoven woolens styled in natural tones are available for contract upholstery in widths from 52 to 56 in. An array of weaves includes heavy textured basket weaves, interlaced squares, deep textured twill, and chevron. / Isabel Scott Fabrics.

476 REVERSIBLE FABRIC / Suitable for residential and commercial use, reversible woven worsted doublecloths come in three two-toned colorways. Small-scale patterns include stripe, criss-cross, and triangle designs. / Jack Lenor Larsen, Inc.


477 UPHOLSTERY FABRIC / "Croydon," a sturdy upholstery fabric, is color-keyed to today's basic colors and is both durable and comfortable. It is made from a 100 per cent wool face and a 100 per cent cotton backing and is imported from Germany. This flame-retardant fabric comes 54 in. wide and weighs 20.8 oz per lineal yd. / Schumacher & Co.



478



479




480


478 FABRICS / A rich selection in content, pattern and color, Pace fabrics include solids and prints, velvets, and textures using wool, cotton, rayon and acrylic fibers. The collection is woven in Holland, France, Switzerland, and Italy. / The Pace Collection, Inc.

479 WOOL UPHOLSTERY / Said to be suited to heavy-duty requirements is "Avanti," a wool upholstery fabric in 17 colorways at a 54-in. width. Has cotton backing. / Carnegie Fabrics.

480 SILK HERRINGBONE / A luxurious all-silk fabric in a broad herringbone weave, "Scheherazade" meets the fire-resistive standards of FAA 25.853(b). Woven in Italy, this silk fabric is available in seven colors. / Gretchen Bellinger, Inc.



481



482



483

481 QUILTED FABRIC / "Petrouchka" 51-in.-wide matelasse has an all-cotton face supported by a resilient wool stuffer. The fabric's quilted construction provides a heavy-duty abrasion rating for upholstery applications, with continued definition of the horizontal channels. Fabric is available in seven colorways. / Gretchen Bellinger Inc.

482 WOOL FABRIC / Woven in New Zealand of 99 per cent wool/one per cent lurex, "Vieille Garde" is flame-treated, meeting the requirement of the FAA 25.853(b) vertical flame code. Artificial lighting picks up the lurex thread grid for a day/night appearance change in the casement fabric. / Gretchen Bellinger Inc.


483 TEXTILES / The 100 per cent nylon fabric, "Link," has a subtle texture created by regular skips across the weave. This understated texture gives great versatility because it avoids a patterned appearance. The line consists of fifteen colors and the fiber is extraordinarily durable. / Stow/Davis Furniture Co.



484



485



486

FURNISHING ACCESSORIES


484 PLANTER / A .003-in. aluminum-clad planter is available in aluminum, bronze, brass, or gold finish with bronze color rim. The 700 series planter has a structural fiberglass core in round or rectangular versions. / Forms & Surfaces.

485 DIGITAL CLOCK / Battery-operated digital clock has extra-large 3 $\frac{1}{8}$ -by-3-in. leaf-type numerals that can be easily seen from across a room. Clock comes with a slide-in stand for counter use; there is a slot on the back for wall mounting. Quartz crystal ensures accuracy within 15 seconds per month. Suggested list price: \$89.95. / Copal Corp. of America.


486 DESK/WALL TRAY / Users may mount the *Correspondence Pocket* and *Calendar/Memo* combination unit on either wall or work surface: each *Cycloc* accessory has an optional steel hanger that fits the slotted members of most panel systems. Desk-top *Pockets* may be stacked; side-opening tray holds full-size computer printout paper. / McDonald Products Corp.



487



488



489

FURNITURE

487 EXECUTIVE DESK / Walnut solids and veneers are contrasted with solid oak butcher block tops in the 8700/8800 Series of executive office furniture. Included are executive desks, table desk, and service unit (credenza). / Myrtle Desk Co.

488 WALL SYSTEM / Acoustical, curved, and see-through panels in eight widths and eight heights allow users to create open office configurations with existing furniture or available components. "Harter/Wall" comes in aluminum or oak frames with three-wire management options. / Harter Corporation.

489 DESK LINE / Wood finishes and laminates with chrome bases are the basic vocabulary for the D-6000 line of 24-in. and 36-in. deep desks and credenzas called the "Cube" series. / Corry Jamestown Corp.



490



491




492


490 WALNUT VENEER / The "Lo" series combines the warmth of walnut veneer with plastic laminate tops in straight-lined furniture for the general office. Pieces include desks, credenzas, bookcases, secretarial returns, executive and secretarial seating, and pull-up chairs. / R-Way Furniture Co. I*

491 MOLDED PLY CHAIR / Available in both arm and side chair versions, the "Peter Danko" chair is formed of a single blanket of ply $\frac{1}{16}$ -in. laminated oak veneers, urethane filled and upholstered. Chairs will stack four high in either version. / Thonet Industries, Inc.


492 BENTWOOD STOOL / Designed by Otto Wagner for the Austrian Postal Savings Bank in 1902, this bentwood stool is the first in a series of Classic Reproductions. Legs are solid $\frac{7}{8}$ -in. squares of steam-bent American elm, with aluminum detailing caps and perforated seat of elm-veneer molded plywood. / Thonet Industries, Inc.



493



494



495


493 CASEGOODS GROUP / The "019" furniture line has plastic laminate exterior surfaces and edges over a particleboard core. The three-drawer chest, wardrobe, nightstand and single-pedestal desk have brushed aluminum door and drawer pulls. / Thonet Industries, Inc.

494 HEALTHCARE FURNITURE / The "181" bed features four-button pneumatic control; side rails, head, and footboards are solid oak. Matching overbed table and triangular-shaped movable bedside cabinet also have solid oak tops, treated with a water- and chemical-resistant finish. / Gulf & Western Healthcare.

495 LOUNGE GROUP / Large-scale "Adagio" seating includes a 100-in. long sofa and 46-in.-wide chair. Designed by Dennis Christiansen, pieces have a sharp back, semi-hard edges, and deep, single-slab seat cushions. / Dunbar.



496



497



498


496 WOOD FURNISHINGS / Offered in teak, walnut and rosewood, the "Multi-Case System" is built on two basic units: a square, 31½-in. high and wide (pictured) and a larger, 44½-in.-high case. Each works with other *System Cado* pieces, and may be stacked, placed back-to-back, used freestanding, set on plinth bases, etc. / Cado Royal System, Inc.

497 MANAGEMENT DESK / Tops of the "Management II" moderately priced desk line are set off by a corner connection in bronzed anodized aluminum. Wood used is "Finegrain" oak veneer in either a natural or hickory stain. "Management II" furniture complements the "Advent" line, for the executive office. / Harvey Probbler, Inc.

498 MARBLE TOP TABLES / Designed by Afra and Tobia Scarpa, the "Piedferro" table has a pyramid base of lacquer-finished cast iron. It comes in three heights, 15¾, 26, and 28¾ in., and a number of square, round and oval top sizes. Table surface may be marble, as shown, or a special felt in black, gray or green. / B&B America.



499



500

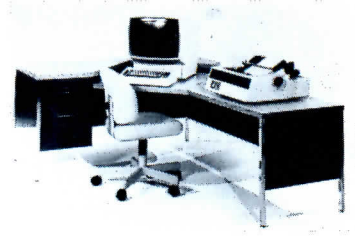


501


499 OPEN OFFICE / Expanded product range in the "8000 Series" open office includes standard curved panels, plus straight and curved glazed panels. CRT and transaction work surfaces, panel-mounted task lights, and a selection of panel corner fillers are also offered. / All-Steel Inc.

500 LEISURE FURNITURE / Sun cots and umbrella groups are among the "Solaria" leisure furniture pieces in all-welded rust-free aluminum frames with baked enamel finish and seat and back straps in heavy-duty vinyl. Available in large selection of frame and strap colors for commercial use. / Lloyd Furniture.


501 MODULAR OFFICE / A total of 150 configurations are possible using basic self-contained work modules with auxiliary units, from the "M.O.S." or "Modular Office System." Each module has task lighting, wire management, and optional acoustic panels. Crafted in wood. / Modern Mode Inc.



502



503




504

502 SYSTEM MODULE / Specifically designed for electronic information processing equipment and operators, "System Support Modules" feature work surfaces, level adjustments, wiring accommodations, and reinforced structures for added strength. / Inter-Royal.

503 WORK SURFACE / A trapezoidal work surface has been designed as a cantilevered support for electronic equipment as part of the "Open Plan System" or "OPS." Operators can position the tops at different heights for comfortable typing and reduced glare. / GF Business Equipment.

504 SHELVES / The "Manhattan Group" casegood system features roll-front doors of ABS plastic that roll completely behind fiber board shelves fitted with filing drawers, shelving, pull-out work surface, or bottle racks. Eight configurations, seven lacquer colors. / Rudd International.



505



506




507


505 SHELIVING / "Soft Shelves" consists of assorted canvas storage compartments suspended on a steel frame. Included are accessories for clothes, shoes, linen, and laundry. Offered KD. / Up and Co.

506 SYSTEMS FEATURES / Additions to "ASD" open office system include redesigned wall panel, widened edge trim, and modified panel post connectors, plus oak veneer, fabric colorways, restyled cabinet fronts, and stacking trays and angled supports for paper flow. / Westinghouse.


507 FACTORY SYSTEM / "Action Factory" is a modular work station, material handler, and storage system based on seeing the light industrial work process as continuous flow; it comprises panels, work surfaces, storage and dispensing containers, and transport components. / Herman Miller Inc.



508



509



510

508 OFFICE SYSTEMS / "Group Artec" office system, featuring space-frame construction, wall panels, work surfaces, and wall-hung components, is complemented by Earl Koepke's ergonomic "Focus 2" office task seating, and oak or walnut lateral files. / Kimball.

509 CONVERTIBLE DESK / This desk, designed by Cini Boeri, has a top available in wood, leather or stainless steel, and a stainless steel base. Also available completely in polyester. Top folds out to seat 12 people for dining. / Turner Ltd.

510 DINING TABLE / This dining table flips open to reveal a 52- by 26-in. surface and then flips back to its 26-in. square closed dimensions. The base is made of tubular steel with mirror-polished chrome finish and the top is available in white or black plastic laminate. Designed by Eileen Gray. / Stendig Inc.



511



512




513

511 BAR UNIT / Three open compartments with adjustable shelves, a drawer, and a locked liquor cabinet are featured with this "Baccus" bar unit. Top and sides are edged with bull-nosed shaped hardwood, mitered at corners. Available in plastic laminate top and sides with oiled walnut or oak cabinet and bullnose edge. Polished chrome foot-rail adds elegance. / Stendig Inc.

512 NESTING TABLES / Tubular frames for these tables come in bright chrome or three damage-resistant powder-coated finishes match the frames. Tops in three sizes with plastic laminate or hardwood veneer surfaces. Companions to designer Tom Tolleson's "Matrix" high-density stack chairs. / Krueger.


513 TABLE GROUP / Rectangular, square, and circular tables are available as the "La Loggia" group designed by Mario Bellini and crafted in solid walnut or ash bases hinged to particle-board tops with leather covering and solid hardwood bullnose edges. Bases fold flat. / Atelier International.



514



515




516


514 OFFICE SYSTEM / The "Marcatre" office system designed by Mario Bellini to include work station panel components, chairs, storage units, and accessories, adds beige to its available colors for PVC laminates, baked enamels, and epoxy enamels; natural wood finish is oak. / Atelier International.

515 OFFICE GROUP / The "Skagen" office furniture group of full pedestal and high profile desks, credenzas, returns, and chairs in rift-cut red oak veneers has added an "Autumn Oak" hand-rubbed oil finish to its walnut and natural oak finishes. / R-Way Furniture Co.


516 SCULPTED GLASS SEATS / Bent plate glass was used to make these seating units available with and without etching. Due to the heat process used during manufacturing, they can withstand 600 lb/sq ft. This sculptured glass furniture is suitable for residential or office interiors. / The Pace Collection, Inc.



517



518



519


517 VITRINE / This Vitrine features curved glass and shelving with lacquered wood frame. The vitrine is available in many sizes, and the lacquered wood frame is available in maroon or black. These sculpted glass designs can be used in residential as well as business interiors. / The Pace Collection, Inc.

518 DESKS AND CABINETS / This modular desk system is made up of a pedestal, a leg, and desk tops available in a variety of sizes. The pedestal is a steel frame clad with side and back panels and drawer and cabinet fronts. The tops can be used to make desks, cabinets, credenzas, and secretarial and executive returns. / Knoll International.


519 UPHOLSTERED PANELS / Fully upholstered curved panels equipped with an adjustable sled leg base are available in five heights. They complement UPS's acoustical panels, available with a choice of inner construction materials that meet specific requirements for sound and speech privacy. / JG Furniture Systems.



520



521




522

520 DESK / Softly radiused matte black edges with polished mahogany veneer make this desk an elegant, sleek piece of office furniture. Each veneer offered—warm natural, mellow medium, and dark mahogany—is protected by an oven-cured catalyzed vinyl finish. / JG Furniture Systems.

521 FINISH POSTS / Finish posts, used to continue panel lines where panels are connected in two- and three-way, right-angle conditions, are designed for "TriCircuit ERA-1" installations. The posts are available in wood grains and solid colors. / Haworth, Inc.

522 CONFERENCE TABLE / The most recent addition to the "Resin Table Group," the "9300" conference table comes in two widths, 42 and 48 in., and five lengths to 10 ft. Tops and cylindrical leg supports are covered with 1/8-in. polyester resin, refinishable on-site if necessary. Table is offered in any of 18 colors, with either a satin or gloss finish. / Metropolitan Furniture Corp.



523



524




525


523 SWIVEL ARM CHAIR / For the conference room or executive office, the "Auburn" chair has upholstered arms, seat and back for comfort. Available on casters or glides, the bases come in polished aluminium, oil-rubbed bronze, and 18 colors of paint finish. / Metropolitan Furniture Corp.

524 CONTRACT GROUPING / Jay Heumann has designed the "Avalon" group to fit medium-scale modular seating layouts. Components include a chair, love seat and sofa, for use individually or in a variety of seating arrangements. / Metropolitan Furniture Corp.

525 OFFICE SEATING / Offered in executive arm and lounge versions, as well as a secretarial chair, this office seating line was designed by Don Pettit. Construction is upholstered resilient polyurethane foam over a steel frame with welt detail. / Sunar.



526



527




528

526 ACRYLIC FURNITURE / The "Study Center" pictured is constructed with one-in. clear faceted acrylic standards. Shelves are 1/2-in. plate glass; the desk top is 3/4-in. plate. The entire unit is shipped KD; custom sizes and colors are available. / Art Services.

527 COMPUTER DESK / "Rondo" office components feature smoothly rounded steel frames, with tops in beech veneer or laminate. The computer terminal desk shown has an adjustable wooden bar upon which the operator's hands rest while working. Special lamp has a movable paper holder. / Dux Interiors.

528 CURVED DESKS / A Swedish design, "The Round Office" is based on desks keyed to the circle: six straight and curved sections form a complete oval. Components, including desks and coordinating shelves, side table, drawer and cabinet units, are available in natural beech as well as mahogany. / Dux Interiors.



529



530



531

529 OFFICE COMPONENTS / The economical *Designscape* system consists of "Series 800" or "960" acoustical screens and hang-on components, which include shelves, overhead storage, task lighting, work surfaces and pedestals. The system installs easily around standard desks, or works with matching wood desks and laminate surfaces. / Conwed Corp.

530 OFFICE SEATING / These unique chairs incorporate a patented support system that fights fatigue by conforming to natural body movement. The chair pivots in two places—the top of the back and the seat edge. Chair can be powered up or down with a concealed power pack. Available in fabric, vinyl, or leather. / Knoll International.


531 EXECUTIVE CHAIRS / The "Daria" executive chair series features a high back, a low back, and a conference chair available either with molded polyurethane or upholstered arms with a base of molded black polyurethane on casters. Most are offered with swivel/tilt and pneumatic lift to adjust seat height and all come in imported Pace leathers, suedes, or fabrics. / The Pace Collection, Inc.



532



533



534


532 WALNUT FURNITURE / A furniture group by R-Way offers perfectly matched walnut veneers and practical walnut-toned laminate tops. Desks, credenzas, bookcases, secretarial and storage essentials, and executive, staff and occasional seating available. All in contemporary lines. / R-Way Furniture Co. I*

533 EXTENSION TABLE / Paul Mayen's "Toronto" table has a two-in. bullnosed edge top supported by a split cylindrical pedestal. When the top is extended, by 24-in.-wide leaves, each half of the base separates. Basic table is round, in 42-, 48-, and 54-in. diameters. Finish options include 13 lacquer colors, four woods and four burls. Suggested list: \$1,200. / Intrex, Inc.


534 TABLE SERIES / "Summit" series tables are set on a segmented base, a system of modular common components for all base configurations. Parts are satin-finished aluminum; column is chrome-plated steel. Natural wood veneered tops are 1½-in. thick. / Castelli Furniture.



535



536




537


535 OPEN OFFICES / Hang-on furniture components work with acoustically-efficient "System Two" panels to create a productive office environment. Functional parts include files, shelving, work surfaces and drawers. / Panel Concepts, Inc.

536 TABLE / A "Cube" table is a recent addition to the "Delta Oak" furniture series, and features solid oak frame joined with dowels, oak veneer top and sides, and flat stainless steel glides. / Gunlocke Co.


537 WOOD TABLE / The cylindrical legs of this table support a smooth top that comes in natural oak, mahogany and other wood finishes. It is suitable for both contract and residential projects and was designed by Lella and Massimo Vignelli. / Turner Ltd.



538



539



540


538 SOFA BED / This two-seat sofa opens up to become a double bed. Back cushions turn down to become part of the mattress when the bed is in use; linens are stored in a shallow drawer. Made of urethane foam molded over a steel frame. Upholstered in a combination of foam and *Dacron*. May be covered in leathers and fabrics or COM. / Stendig Inc.

539 SIDE CHAIR / Built on exposed wood frames of either oak or walnut, the "Atherton" side chair has an upholstered seat and back covered in a choice of fabrics for residential or commercial applications. / Metropolitan Furniture Corp.

540 DESK SERIES / Radial edges against crisp lines distinguish William Sklaroff's "SK7" desk series. / Gunlocke Co.



541



542




543

RUGS

541 AREA RUG / Kid leather cuttings have been hand-knotted to form "Gallop," an area rug designed by Flitterman in four colorways. Made in Portugal to a minimum size of 3- by 3 ft., or to order. / Jack Lenor Larson.

542 ORIENTAL DESIGN / New sizes offered in the "Gem Masterpiece Collection" of machine-made Orientals include fringed and roll runners. Fringed runners are 27 in. wide by 9-ft 6-in. or 12-ft 6-in., in either Dusty Rose or Regal Red colorations. The roll runners are also 27 in. wide, available in the Antique Royal Heriz design/Regal Red. / Couristan, Inc.

543 EGYPTIAN PATTERN / Authentic Egyptian and Tunisian designs in Berber colorations are used in the "Naturelle" collection of wool axminster rugs. Pictured is "Egyptian Lotus," available in four rug sizes, from 27- by 58-in. to 8-ft 3-in. by 11-ft 6-in. / Couristan, Inc.



544



545



546

SEATING

544 SETTEE / The "Fledermaus" settee was designed in 1909 by Josef Hoffmann for Vienna's Fledermaus Cafe. The settee and its companion spindleback chair have resumed production. / ICF.

545 CONTRACT CHAIR / Self-skin urethane is molded to form the seat, back, and base parts for "Leonardo" designed by Paul Tuttle. Leg and arm frames are available in ashwood, walnut, rosewood, mahogany, black or white lacquer, or metal finishes over steel. As high-volume, stools, or office seating. / Atelier International.


546 LOUNGE SEATING GROUP / The "Riva" group is composed of an armchair, two-seat sofa, three-seat sofa and a footstool. Every seat unit pulls out 3 in. to provide deeper seating. The headrest cushion folds over for added resilience, and in the armchair it pulls up for a higher back-headrest. Urethane foam-molded over steel frame. Upholstered in combination foam and Dacron. / Stendig Inc.



547



548

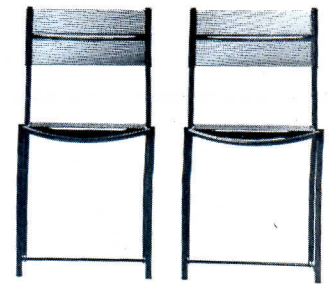


549


547 LOUNGE CHAIR / Strongly articulated upholstery welts characterize "Gamma," designed by Piazzi. An armchair, two-seater, or three-seater lounge sofa in molded polyurethane foam over tubular steel frame with tubular steel and spring seat support and polyurethane seat cushion. / Castelli Furniture.

548 LEATHER CHAIR / Under a zippered leather cover is a welded tubular steel frame with flexing action, "Cab" designed by Mario Bellini. / Atelier International.

549 PULL UP CHAIR / Earl Koepke has designed "Century Oak," oak-framed pull-up chairs in solid oak with natural, medium, or dark finish. Available with open or closed back, smooth or tufted upholstery. / Harter Corporation.



550



551




552

550 SIDE CHAIR / Architect Gian-Domenico Belotti designed this "Spaghetti" chair of steel tube frame and PVC "spaghetti" strands for seat and back. Designed for the dining room of the Marina Hotel in Italy in 1960, it is now available for sale in chrome or baked epoxy finish. / ICF.

551 LOUNGE GROUP / A series of single-, double, and three-seater sofa pieces in solid oak butcher block frames with radius edges and fabric-wrapped foam cushions supported by flexible steel mesh form the "Harbinger" group. / Tuohy Furniture Corp.

552 LOUNGE SEATING SERIES / This modular series has straight back and arms for a clean minimal silhouette. Fully cushioned with Dacron on foam, the arm is curved to form an armrest continuing along the back. Hardwood frame construction with rubber webbing. Four units included. The ends of elements are fully covered and can be re-arranged. / Stendig Inc.




553




556




554



557



555



558

553 ARMCHAIR / A continuous curving form functions as legs, arms, and back for "Ergo," available as armchair or two-seater sofa. Designed by Damir Perisic. / Brayton International Collection.

554 OFFICE CHAIRS / Seven office chairs, including executive, secretarial, and side chairs, form the "Mark I Seating" series designed by Lou Mark in laminated oak frames. Executive chairs feature segmented seat and back cushions shaped and positioned for posture support. / Harter Corporation.

555 RECLINING CHAISE / Part of the "Cicero" line of made-in-Sweden contract furnishings, this upholstered lounge chair has a multi-position, stepless motion, achieved with a friction bracket which causes each position to be balanced by the weight of the body. Chaise is available in a range of fabric and leather options, retailing for \$1200 to \$2200, depending on upholstery choice. / Dux Interiors.

556 PLUSH CHAIR / The "Echelon" series of office chairs is fully upholstered with a soft rolled edge and loose cushion effect. The series offers ten chairs, with and without arms, for office, guest, and conference uses. Fabric or leather available. / Vecta Contract, Inc.

557 SOFA BED / Although Alvar Aalto chose to design furniture mainly in Finland's native birch, he designed a sofa bed in 1930 using a metal frame. Available again. / ICF.


558 SOFA / "Limbo" is a lounge group available as easy chair, two-seater and three-seater sofa. Seat cushions are coil-sprung. Seams and other details are designed for leather upholstery. From the Walter K. Collection. / Brayton International Collection.



559



560



561



562



563



564

559 LOUNGE CHAIR / The seat/back of this "Eichenberger" high back lounge has a three-position pivot and is made of aniline-dyed leather in tan or black with saddle leather edge, or natural Swiss sailcloth with tan saddle leather edge. Mirror-polished chrome tubular bent steel frames come with a clamp-on table. / Stendig Inc.

560 ARMCHAIR / A closed-arm, full-back armchair, the 083 series, is available in four versions, which differ in arm treatment, oak or upholstery, and in legs, open or sled. / Tuohy Furniture Corp.

561 WOOD STOOL / Solid oak frames with radius corners and upholstery in fabric or vinyl over foam banded to contoured plywood cores characterize the "Lambda" stool with or without back. Height: 24½ ins. or 30 in. to seat. / Tuohy Furniture Corp.

562 OFFICE CHAIR / Hugh Acton has designed "Bio" chair around human factors. Its three models, Manager, Taskworker, and Secretarial, feature a back which pivots and rotates, nonrestrictive arms of fiberglass-reinforced plastic, molded seat cushion, and five-star base. Pneumatic seat height adjustment is optional. / American Seating Co.

563 ENCORE SEATING / High-density foam cushions provide firm support and a waterfall front eliminates pinching in this seating collection. A free space on the upholstered arms also adds to the comfort quality. Seamless oval tubing is used throughout and bolts and fasteners are hidden. The five-model line can be ordered in earthtone tweeds and in a variety of other fabrics and vinyls. / Haskell of Pittsburgh, Inc.


564 CHAIR / This sturdy, light chair for desk, conference table or office has a chrome frame and an upholstered seat, back and armrests. It is available in fabric or leather. / Dux Interiors.



565



566




567

565 CHAIR SERIES / Steambent wood is essential to the "DeFuccio Series I" arm chair and side chair designed by Robert DeFuccio. A flexible back post is featured for added comfort. / Gunlocke Co.

566 SEATING / The "Ayrira seating Group" offers buttonless tufting for a sculptured effect and frames and bases of the same polished, seamless, round tubing. Wide cushions, soft padded arms, and comfort-angle seats included. Available in four models, each upholstered in a choice of fabrics and vinyls with fire retardant foam cushions and a sturdy plywood foundation. / Haskell of Pittsburgh, Inc.


567 LOUNGE CHAIR / Paul Tuttle has designed "Arco," a lounge chair whose seat and back of foam-encased steel armature are upholstered in leather and supported by a highly polished chrome steel frame. / Atelier International.



568



569



570

568 SWIVEL TILT CHAIR / The "Gibilterra" executive swivel-tilt chair uses the Vectrol swivel-tilt mechanism, a concealed double-spring torsion action that is fully adjustable and maintenance-free. Mirror chrome or thermoset finished frames available. / Vecta Contract, Inc.

569 CONTRACT SOFA / The "Arc" sofa combines two simple forms into a smoothly shaped seating unit for contract or residential use. Available in 90- and 69-in. lengths, the "Arc" may be upholstered in *Propper* fabrics, leathers, or COM. / Harvey Propper Inc.


570 SEATING SYSTEM / This system has perforated steel-plate construction seats and cast aluminum bases to make it durable under intensive uses. A special coating provides good weather resistance. An upholstered version also available adds a wooden shell covered in fabric fastened to the steel seat. / Turner Ltd.



571



572



573

571 MODULAR SEATING / The "Miko" modular seating system consists of six units, each complete with Vectrol swivel-tilt mechanism, a concealed double-spring torsion action that is fully adjustable and maintenance-free. Mirror chrome or thermoset finished frames available. / Vecta Contract, Inc.

572 SECRETARIAL CHAIRS / The "Paradigm" secretarial and high chairs use extra-high-impact styrene to make the outside seat and back shells. This provides the necessary light, yet rigid structure for these parts. Available upholstered in a black, camera-like textured finish for maximum durability or upholstered for a more tailored look. / Stow/Davis Furniture Co.

573 LOUNGE GROUP / The "Nouveau Deco" group of upholstered seating in tubular forms includes lounge chair, love seat, and sofa. / Vladimir Kagan.



574



575



576

574 LOUNGE CHAIR / A fluted cylindrical form in *Dacron*-wrapped molded frame with rubberized webbing and foam padding for seat support gives model "7270" its individuality. Velvet upholstery and polished brass base. / Shelby Williams.

575 STACKING CHAIR / A curving oak or walnut frame with continuous seat and back in contoured upholstery, with or without arms, is the basic form of the "Pyramid" stacking chair. / Monarch.

576 WICKER GROUP / Sofas, daybeds, upholstered chairs, and tables of the "Malibu" wicker group are available in eight lacquer colors and 17 colorways of polished duck or cotton canvas upholstery; structure is wicker over hardwood frame. / California Wicker.



577



578



579

577 BENT TUBE CHAIR / A "Bent Tube" series of upholstered lounge chair, side chair, and adjustable swivel chair, with tubular steel frames, has been designed by Paul Tuttle. / Beylerian.

578 TASK SEATING / A high degree of support and comfort, freedom of movement, and convenient comfort and function adjustments were the objectives of "Concentrx," office seating in manager's and operator's styles designed for tasks in the electronic office environment. / Steelcase.

579 RECLINING CHAISE / A durable synthetic finish protects H. Wirth's design for a reclining chaise constructed from tubular steel and wire, available in white and dark green. / Kroin Architectural Complements.



580



581




582


580 STEEL TUBE CHAIR / Jens Risom has designed the "Tempri" chair group of cantilever side chair and straight leg chair, with or without arms, using one-piece all-welded chrome-plated steel tubing and one-piece sewn envelope upholstery over foam seat and back. / Howe.

581 OFFICE CHAIRS / Five separate adjustments—seat height, seat depth, back height, tilt tension, and armrest position—are among the features of the 360 chair group, it includes four basic functional models: management/executive, two operations styles, and staff. In aluminum frame with foam over contoured shells. / Shaw-Walker.

582 WOOD FRAME CHAIRS / The "Continuum Series" is a group of elegant wood frame conference, guest, and stacking chairs. Upholstery detailing includes French seams, and the polyfoam seat and back are flame-retardant. All chairs are 24- by 23- by 30½ in. and are available in either solid white oak or American black walnut. / Stow/Davis Furniture Co.



583



584



585


583 PUBLIC AREA SEATING / "Series 10" offers fully upholstered, lightly scaled seating durable enough for high-traffic public areas. The system consists of one table, two seating modules (full seat and seat back units) and one arm unit that fastens to a peripheral tubular steel frame. Eighteen satin or high-gloss colors are available for the hard-surface components. / Metropolitan Furniture Corp.

584 SEATING GROUP / John Duffy has designed the "Phoenix" group of low-back swivel chair, guest chair, and high-back swivel chair in wood and upholstery with a characteristic flaring out of the arms. / Gunlocke Co.

585 OFFICE CHAIR / The "Everybody's" chair is a nylon upholstered stool with metal base, adjustable back, and pneumatic seat height adjustment. Options: back, foot ring, round seat, three colors. / Furnipa Inc.



586



587



588

586 BISTRO CHAIR / This traditional bistro chair has the words "hello there" graphically incorporated into it. It is made of light, high-pressure cast aluminum and is available in machine-polished aluminum, or with an epoxy-and-polyester coating in red, white or black. / Turner Ltd.

587 COMPONENT SEATING / The "Turkish" seating group is distinguished by flowing fabric upholstery gathered to a double-welt center seam. Corner units, armless center seats, and ottomans may be mounted on bases of ebonized wood or chrome, covered in fabrics, leathers, or COM. / Harvey Propper, Inc.


588 SEATING SYSTEM / Multiple seating is provided in a beam-mounted system of seat and back units in injection molded polyurethane foam over molded plywood shells on a die-cast aluminum alloy frame; tables are white plastic laminate. Called "Axis 5000." / Castelli Furniture.




589




592




595




598




590



593




596



599



591



594



597



600

589 LOUNGE SEATING / The "Valiant" lounge group, consisting of a club chair, footstool, a two-seat sofa and a three-seat sofa, is offered in fine deSede leathers. The frame is hardwood with rubber webbing. Upholstery cushions are filled with foam and dacron. / Stendig Inc.

590 ROCKING CHAIR / It rocks; the seat flips over to support feet and legs; the foot rest adjusts to three positions; the back adjusts to three positions. The Hoffmann Adjustable Rocking Chair, designed by Josef Hoffman in 1905, available again today. / ICF.

591 OFFICE CHAIR / The "Hampton" chair series offers swivel-tilt, conference caster base non-tilting, return swivel, free swivel and non-swivel models. The series comes in all Vecta upholstery materials with bases and arms in polished aluminum or thermo-set finishes. / Vecta Contract, Inc.

592 WIDE ARMCHAIR / Designed by deSede, the "Excalibur" chair is a full 60 in. wide and 34½ in. deep. It has a hardwood frame with rubber webbing that is cushioned with layered combination foam and dacron. Available in six deSede leathers. / Stendig Inc.

593 OAK CHAIR / This Vico Magistretti chair has a modern design that combines solid oak, soft radiused and leather. It has three legs supporting the round seat and tube-shaped armrests. A variety of oak-based tables with glass or formica tops complement these chairs and are also available from Turner. / Turner Ltd.

WINDOW TREATMENT

594 WOOD SHUTTERS / Shutters and blinds made to standards of fine furniture using solid cedar are available for custom installations, sized to meet designers' needs. Finished in hand-rubbed wood tones or paint. / Ohline Corp.

595 THERMAL SHADE / "Window Quilt" is a thermal window shade made of a five-layer sandwich of polyester fiberfill, aluminized plastic film, and a covering of off-white polyester, quilted by ultrasonic stitching. Can fit ordinary window trim. / Appropriate Technology Corp.


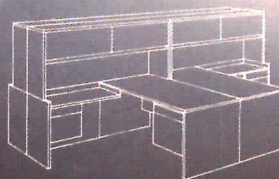
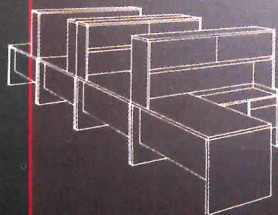
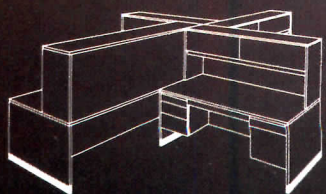
596 SHUTTER DRAPES / Curvilinear shutter drapes made of wood act as solar control and draft-free solid wood wall. Each shutter measures 3½-in. across. Track system self aligns. / Pinecrest, Inc.

597 WINDOW BLINDS / One- and two-in. blinds crafted from basswood heartwood are offered as "Heartwood" and "Heartwood Two." Available in 27 colors with matching wood valance and color coordinated chord or standard cloth tape. / Americana Naturals.

598 WOOL CASEMENTS / Crochet-knit of heavy natural Berber-type yarns, the "Harvest Line" is suitable for use as room dividers as well as casements. Wool-blend fabrics are offered in four designs, each in six colorways. / Mira-X.

599 WOODEN BLINDS / Wider-slat versions of *Nanik* wooden venetian blind are available, with 1⅞- and 2⅞-in. models in addition to the standard 1- and 2-in. slat width. Custom made from hardwood, blinds come in a choice of 20 natural hues. / Nanik.

600 INSULATED SHUTTERS / *Insul-Shutter* is an air-tight folding insulated window shutter for interior use that completely stops cold air flow. It incorporates a rigid insulation core within a beautiful solid basswood frame to efficiently block conduction, convection and radiation heat loss. A high-density polyurethane foam strip surrounds the entire opening and lines the tongue-and-groove interlocking joint. / Insul-Shutter, Inc.



Open Plan Suggest

LO...New harmony for the office, from the reception area to private suite...with matched walnut veneer and walnut-toned plastic laminate tops. This exciting new group offers a full line of coordinated desks, credenzas, bookcases, storage units and seating needs for the office with a professional approach to success.

For the name of the dealer in your area, and more information, contact R-Way Furniture Company, or visit one of R-Way's showrooms in New York, Chicago, Atlanta, Dallas, Seattle and Minneapolis.

R-WAY FURNITURE COMPANY, SHEBOYGAN, WISCONSIN 53081 PHONE (414) 457-4833

Circle 1063 on inquiry card



Creativity starts here.

Today the office is a *personal* workspace, and the choice of office chair reflects the user as well as the work that has to be done.

Whether you are furnishing an office for an architect or a computer programmer, a secretary or a corporate vice president, the Shaw-Walker 360 Chair will make the user feel at home in the working environment.

It comes in 18 different models—including 4 counter-height chairs—and a wide range of colors, fabrics, and finishes.

For further information and a copy of our new 360 Chair brochure, call your Shaw-Walker representative or write Shaw-Walker, Muskegon, Michigan 49443.

Design flexibility.



Instant habitats

Unicube is the most versatile tubular chrome system ever designed. Habitats, exhibits, displays and store fixtures can be created to your specifications. Assembly is fast and easy, too. Unicube is available in 1/2", 3/4", 1 1/4" and 2" diameters. For FREE catalog write on your letterhead to:
Unicube Corp. Dept. A-10, 540
Manida St., Bronx, N.Y. 10474.
Tel. 212/378-1700.

UNICUBE®

IT'S A DESIGNER'S DREAM.

Circle 1065 on inquiry card

**Call (609) 448-8110* if you need
service on your subscription to**

ARCHITECTURAL RECORD

*Do you want to change your
address?*

Have you missed an issue?

Did we bill you incorrectly?

***Your service
representative can offer
immediate help.
9 A.M.-4 P.M. EST**



3146 REFLECTOR LAMPS / General Electric's elliptical reflector lamps are shown in this four-page color folder with pictures, drawings, charts, and energy savings data. The light beam focuses two in. ahead of the lamp and then spreads out, so little light is trapped by fixture baffles. / General Electric Co.

3147 METAL HALIDES / A four-page brochure explains the new 325-Watt "Watt-Miser" Multi Vapor lamps. Both clear and phosphored lamps are shown with performance data and energy savings information. With this lamp, as energy costs go down, light levels are increased to have more efficient light for less watts. / General Electric Co.

3148 FLUORESCENT LAMPS / Four-page color folder describes General Electric's "Maxi-Miser II" systems that use fewer watts and cut energy costs up to 21 per cent with no loss of light. Data on cost savings and "Maxi-Miser II's" performance is given along with general specifications and data. / General Electric Co.

3149 OVERHEAD LIGHTING / Colorful booklet illustrates a new ambient-task interior lighting system and equipment. Information including economic analysis, effects of body shadows, horizontal footcandles, and equivalent sphere illumination is given plus comparisons with direct fluorescent lighting. / Sterner Lighting Systems, Inc.

3150 OUTDOOR LIGHTING / A 96-page "work book" catalog presents lighting products in six divisions: site lighting, sharp cutoff luminaires, down-lighting, low profile lighting, surface lighting, and floodlighting. Based on an outdoor task lighting approach, the Lightolier catalog includes *Isolux* charts, footcandle values, and color product-in-place photos. / Lightolier.

3151 WIRING DEVICES / This maker's "Interior Design" collection of switches, receptacles and wallplates is covered in a 24-page catalog. Featured products include rocker switches which can be imprinted with logos or descriptive information. Most devices are provided in eight different colors with wallplates to match. / Slater Electric Inc.

3152 SERVICE BOXES / Telephone and CATV service boxes for exterior and interior locations are shown in a four-page catalog. Product information includes photos of each service box model. / Benner-Nawman, Inc. GB*

3153 GARAGE DOORS / "Finishing Touch" brochure illustrates custom residential garage doors in styles, materials and textures to suit any house type. / Windsor Door Co., Div. Ceco Corp.

3154 PADDLE FANS / Brochure on 48-in. industrial/commercial paddle fans explains how the direct-drive units lower heating and cooling costs in factories, retail stores, indoor sports facilities, auditoriums, etc. New features include a swivel mount for easy fan installation on exposed beams or vaulted ceilings. / Nutone Housing Products Group.

3155 TOTAL PROTECTION / A product booklet describes the *Delta 1000* as a single, integrated building protection system that performs all the functions of several independent systems. Access control, life safety, burglary, fire, vandalism and employee dishonesty problems are monitored from one computerized command center. / Honeywell.

3156 ALARM / New glossy color folder described *FlexAlarm*—an advanced monitoring and control unit—and *FlexAlert*—an emergency voice communications center. Includes a diagram of the system's components. / Gamewell Corp.

3157 CIRCULATING FANS / This 20-page brochure covers the entire line of Hunter ventilating and circulating fans for residential, commercial, and industrial uses, with application photos. Includes whole-house ventilators, air-spread fans, window fans, oscillating fans, attic exhausters, office fans, and "Hustler" fans. Also, data on accessories, specs, and installation tips are included. / Comfort Conditioning Division of Robbins & Myers, Inc.

3158 CEILING FANS / Full-color, 16-page brochure tells the history of the old-fashioned paddle-blade Hunter ceiling fan and why it is making a comeback today as an energy-saver. Illustrates many models, styles, colors, new decorating ideas, accessories, and blade and control options. Includes installation tips. / Comfort Conditioning Division/Robbins & Myers, Inc.

3159 TRACK LIGHTING / 122-page book covers NuTone/Sterling's track and recessed lighting with color pictures and lots of diagrams on each lamp style showing different uses. Includes spot lights, down lights, unbreakables and light sculptures for residential and commercial applications. / NuTone/Sterling

3160 SOUND DIVIDERS / Brochure describes the prewired sound dividers by Owens-Corning that provide complete, enclosed electrical and communication channels to all work stations. / Owens-Corning Fiberglas Corp.

3161 TELEPHONE CABLE / A four-color brochure illustrates the design and technical features of "Teletape," a flat undercarpet telephone cable with a nominal thickness of .035 in. / Brand-Rex.

uci13

special construction



613



614



615


AIR-SUPPORTED STRUCTURES

613 STRUCTURAL FABRIC / Woven of glass fiber and coated with DuPont *Teflon Sheerfill* in a permanent architectural fabric, shown here at Florida Festival in Orlando, Florida. / Chemfab, Birdair Structures Division. GB, E, ICR*

614 FABRIC STRUCTURES / A permanent fabric structure made in Fiberglas fabric coated with *Teflon* was used over the 105-acre Haj Terminal in Saudi Arabia. / Owens-Corning Fiberglas Corp. GB, ICR, E*

INTEGRATED CEILINGS

615 CEILING PANELS / These colorful panels can be suspended flat or at any angle between 5 and 30 deg. Decorative panels available in a broad range of designs and colors for code-approved "Envelex" inserts. / Envel Corp. GB, I*



616



617



618

616 REFLECTIVE CEILINGS / A new line of high-styled commercial ceiling with a clear reflective surface called "Reflections" has been introduced. This latest addition is a 2- by 2-ft lay-in unit with acoustical properties and is available in mirror silver, bronze, reflective black and brushed-aluminum. / Armstrong World Industries, Inc.

617 CEILING SYSTEM / "Synercon 60" is an integrated ceiling system combining module-defining grid, lighting fixtures such as recessed troffers and pendant task lighting, and air handling options. / Armstrong World Industries, Inc.

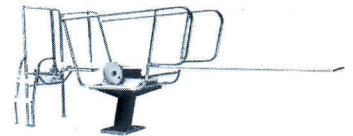
618 LAY-IN-CEILINGS / Featuring four earth-tone colors plus black and brown, the new "Cortega Colortone" mineral-fiber lay-in ceiling comes in a non-directional fissured design. Available in 2- by 4-ft lay-in panels and 2- by 2-ft tegular-edged panels. / Armstrong World Industries, Inc. GB.



619



620



621

619 COLORED CEILING / "Gallery," a new line of 2- by 2-ft lay-in tegular ceilings, is offered in 12 matte-finished colors. The new ceilings provide acoustical performance with an NRC range of .55-.65 / Armstrong World Industries Inc. GB.

SOUND & VIBRATION CONTROL

620 SOUND CONTROLS / Panels of *Fabrasorb* Teflon-coated fabric were hung in the St. Louis, Mo., Checkerdome arena to correct a high sound reverberation time, and to dampen focused reflections from the roof. / Chemfab, Birdair Structures Div. GB, ICR, E*

SWIMMING POOLS

621 DIVING TOWER / "Duradapt" one- and three-meter diving towers feature cantilevered styling and side ladders that permit installation in pools even where deck space is limited. / KDI Paragon Inc. GB*


AIR-SUPPORTED STRUCTURES
INTEGRATED CEILINGS
SOUND & VIBRATION CONTROL
SWIMMING POOLS

*In 1981 Sweet's Catalog File (s): General Building (GB); Light Residential Construction (LR); Engineering (E); Interiors (I); Industrial Construction & Renovation (ICR).




Bullock's, San Jose, California—the world's first department store under a permanent Owens-Corning Fiberglas fabric structure. Environmental Planning and Research, Inc., architects and planners. Geiger-Berger Associates, structural engineers.


conveying systems Ci 14



634



635




636

CONVEYORS & CHUTES


634 MONORAIL / *Autotrac* monorail combines the advantages of an electrically-powered system with the economy and light weight of a manual model. It consists of independently controlled carriers suspended from an overhead track. Operates from speeds of 200 ft per minute to 50 ft per minute. / Acco Industries Inc., Crane & Monorail Systems Division.

635 VERTICAL CONVEYOR / *Whizlift* consists of an upright carousel containing a rugged elastic and fabric retaining cover that holds the load firmly against a belt conveyor. Items are held firmly in place even when vertical. / W & H Conveyor Systems, Inc.

636 MATERIAL DISTRIBUTION / The *Amscar 7000* operates in reverse as well as forward to automatically keep materials and supplies constantly moving to delivery points with minimal human contact. To enhance infection control, it takes a bath automatically after each soiled trip. / AM-SCO/American Sterilizer Co.



637



638



639

ELEVATORS

637 ELEVATORS / This microcomputer-based elevator system is the most advanced in the market. The "Elevonic 101" solid state control system can issue orders to any part of the elevator system, receive immediate feedback and change its instructions within a split second. / Otis Elevator Co., GB*


638 GLASS WALLED CAB / A standard cab for use with hydraulic and traction elevators has a glass rear wall. Installed in shopping malls and other areas where the hoistway is open, the glass wall affords passengers a view. / Dover Corp.

HOISTS & CRANES

639 JIB CRANE / For lifting in a defined area or as a supplement to overhead cranes, these freestanding jib cranes provide 360-degree continuous rotation. Available in capacities to 5 tons with spans and height under the boom from 8 to 20 ft. / Acco Industries Inc., Hoist & Crane Division.



640



641



642

640 TRUCK-MOUNTED CRANE / The "4000" crane can be set up and remote-controlled by one worker for such load-lifting and positioning jobs as steel erection and span placement, rooftop hvac work, solar panels, etc. / BH Hoist Co.

LIFTS



641 WHEELCHAIR LIFT / A compact version of the *Porch-Lift*, "Model 41" is said to be ideal for eliminating architectural barriers where installation space is limited. The all-steel unit may be installed indoors or out. / American Stair-Glide Corp. GB*

MOVING STAIRS & WALKS

642 ESCALATOR / Now manufactured in this country, the *Paragon* escalator combines a slim, space-saving profile with built-in safety features. It is currently available in all traditional speeds and sizes. / Schindler Haughton Elevator Corp. GB*

CONVEYORS & CHUTES
ELEVATORS
HOISTS & CRANES
LIFTS
MOVING STAIRS & WALKS

*In 1981 Sweet's Catalog File (s): General Building (GB); Light Residential Construction (LR); Engineering (E); Interiors (I); Industrial Construction & Renovation (ICR).



**Montgomery Saves
Energy and
Increases Elevator
Reliability at
Deere & Company
Administrative Center**

The Deere & Company Administrative Center enjoys the finest in elevator service, efficiency and reliability with Montgomery elevators.

The elevators are equipped with the SSC-6010®, a solid state elevator power control system that reduces elevator power consumption up to 25%. The SSC-6010® incorporates static control for adjustable speed, acceleration/deceleration, precise leveling accuracy and smooth stops.

MIPROM®, a microprocessor elevator logic control, is also part of the Deere & Company elevator system. MIPROM® offers high reliability, programmable flexibility, lower maintenance costs and reduced machine room space requirements.


Contact your Montgomery Representative for more details.




ELEVATORS ESCALATORS • POWER WALKS AND RAMPS

MONTGOMERY ELEVATOR COMPANY, MOLINE, ILLINOIS 61265 MONTGOMERY ELEVATOR COMPANY, LIMITED, TORONTO, ONTARIO M9B3S5 OFFICES IN PRINCIPAL CITIES OF NORTH AMERICA.

Circle 1070 on inquiry card



655



656




657

AIR DISTRIBUTION EQUIPMENT

655 EXHAUST/SUPPLY FAN / Offered in 12 wheel sizes, the *SWB* belt-driven, single-width inlet blower can be used for exhaust or supply in any of 16 discharge positions. Optional accessories enable the blower to be located on roof top, inside equipment rooms, or mounted in ductwork. / Greenheck Fan Corp.

656 CEILING FAN / The *Hunter Olde Tyme* fan is available with solid oak blades for both 52- and 36-in. fans. Irons come in brass or antique brass finish. / Comfort Conditioning Div., Robbins & Myers, Inc.

657 FLEXIBLE AIR DUCT / For low-, medium-, and high-pressure applications, the *Genflex AFG* uninsulated air duct has two plies of aluminum laminate totally covering the steel spring helix, providing extra strength under job site conditions. Available in standard diameters from four- through 18-in., *Genflex AFG* is listed as a UL-181 Class I air duct connector. / General Environment Corp.



658



659




660


658 VENTILATOR / "Ultra-Flow Streamline" is an industrial gravity ventilator incorporating two air-foils to channel air up through each side of the ventilator for smooth air flow and even discharge. Because it uses no electricity, it is unaffected by power outages. / H.H. Robertson Co.

659 DUCTLESS FAN / The "CA/90" is a self-contained air cleaning/air deodorizing device for use as an alternative to exhaust fans and ductwork in bathrooms. It also can be installed in walk-in closets, dens and other rooms in houses and apartments. UL-listed unit does not exhaust conditioned air, lowers construction costs, and reduces fire hazards. Rush-Hampton Industries, Inc. GB, LRC*


660 AIR FLOW ASSEMBLY / A variable-air-volume, single-duct unit, the *Enviro-Master* features fully adjustable minimum and maximum air flow limits, and is able to maintain precise control at extremely low pressures. / Koppers Co., Inc.



661



662



663

661 ROOF EXHAUST / The "GB" fan is a centrifugal, belt-driven roof exhauster. Said to provide high air-moving efficiencies and quiet, low-maintenance operation, spun aluminum exhausters are available in nine sizes, up to 48 in., with capacities up to 25,000 cfm. / Greenheck Fan Corp.


662 INTERIOR AIR FAN / A room-to-room air transfer system, the *Trans-aire* moves warmed (or cooled) air to adjacent rooms without duct work. Installed in any interior wall, unit's adjustable housing is adaptable to fit walls from 2 1/4- to 5 1/2-in. in thickness. Suggested retail price: \$86.20. / Preway Inc.

FIRE PROTECTION EQUIPMENT


663 SPRINKLER HEAD / The "Quartzoid" ceiling-style sprinkler is a frangible bulb-type unit with an unobtrusive appearance. It is available in a range of predetermined temperatures for light and ordinary fire hazards. / Grinnell Fire Protection Systems Co., Inc. GB, E, ICR*

AIR DISTRIBUTION EQUIPMENT
FIRE PROTECTION EQUIPMENT
HEAT GENERATION
HEAT PUMPS
PIPING & SPECIALTIES
PLUMBING FIXTURES & TRIM
REFRIGERATION EQUIPMENT
SELF-CONTAINED HVAC UNITS
VALVES
WATER SUPPLY & TREATMENT
SOLAR EQUIPMENT


*In 1981 Sweet's Catalog File (s): General Building (GB); Light Residential Construction (LR); Engineering (E); Interiors (I); Industrial Construction & Renovation (ICR).



664




667



670



673



665



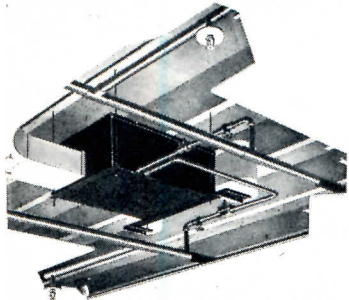
668



671




674



666



669



672



675

HEAT GENERATION

664 TANK-TYPE HEATER / The "DVE" and "DRE" *Conservationist* water heaters are tank-type electric units for such commercial applications as restaurants, office and apartment buildings. / A. O. Smith Corp.

665 STEAMBATH GENERATOR / These packaged-power electric steam generators, manufactured to section 1 of the ASME code, are designed for heavy-duty, round-the-clock operation and are fully automatic. The independent, all-electric system does not use the building's existing boiler, eliminating expensive piping. / Steamist Co., Inc.

HEAT PUMPS

666 SINGLE PIPE LOOP / Using the *Tri-Water* system, *EnerCon* water-source heat pumps can share the same piping provided for building sprinkler systems. This NFPA-approved installation eliminates dual pipe loops, and is said to improve the performance of both the hvac and sprinkler systems. / American Air Filter Co., Inc. GB, ICR*

PIPING & SPECIALTIES

667 RATED COUPLING / "Style HP-70" coupling is designed to provide greater rigidity for a grooved piping system; especially useful in mechanical rooms, at valve connections and headers, and in various fire protection services. Housings have a wider key section, eliminating movement at the joint. / Victaulic Co. of America.

668 CLEANOUT / The new *Wade* cleanouts have cast iron bodies and a new *Ty-Seal*/hub outlet, offered for the first time on a specification-type cleanout. This new outlet is suitable for SV or No-Hub connections, and eliminates the need for clamps, couplings or lead/oakum. / Tyler Pipe.

PLUMBING FIXTURES & TRIM

669 BATH/WHIRLPOOL / The "Caesar" is 5½-ft long by 3½-in. deep and is made of molded fiberglass-reinforced acrylic. Also available in a compact model, both including twin grab bars and adjustable water jets. / Crane Co.

670 SUNKEN WHIRLPOOL / One-piece vacuum-molded-acrylic "Premier" is available in a wide variety of colors and has four strategically placed jets and two air volume controls. All jets are adjustable. Two built-in grab bars also included. / Aqua Glass Corp.

671 COMPACT COOLER / "Model CSW-4" weighs only 65 lb, and may be hung on the wall at any convenient height for adults or children. For areas of moderate traffic, the unit delivers 4.0 gph. Steel cabinet is finished in gray enamel; top is stainless steel. Price: \$287.00. / Sunroc Corp.

672 WHIRLPOOL BATH / The *Ellisse* "Grande Pool" measures 6- by 5-ft and is 20 in. deep. Twin chrome grab bars and a slip-resistant bottom with *Heritage* fittings. Also available without whirlpool action. / American-Standard.

673 TOILET AND BIDET / The one-piece construction of the *Ellisse* water-saving toilet offers the latest in modern design. The new matching *Ellisse* bidet has chrome *Dualux* fitting. Both were designed by American-Standard with contoured lines to complement one another. / American-Standard.

674 LAVATORY / The sleek, sculpted lines of American-Standard's new *Ellisse* integrated bathroom suite are handsomely complemented by the continental design of this new chrome *Delux* fitting. Oval-shaped basin on a smooth pedestal makes a unique addition to the lavatory. / American-Standard.


675 LEVER HANDLE / Designed for commercial and industrial projects, it is also recommended for use by the handicapped. There are three model series—Moen, Moentrol and Chateau. / Moen, Div. of Stanadyne.



676



677



678


676 ACCESSIBLE FOUNTAIN / This wall-mounted drinking fountain provides easy access to those confined in a wheelchair. "Model 440-2," constructed of 18-gauge stainless, has a skirt that extends a full 20 in. from the wall. Dual lever handles are operated by pushing up, down or inward. / Western Drinking Fountains.

677 TWO-QUART TOILET / Toilet functions with less water because it has an air-assisted flush. The low-profile toilet is available in vitreous china and, comes with either a rounded or elongated bowl. Stainless steel models also available. / Microphor, Inc. GB*

678 BATH ACCESSORIES / Eight new Florentine accessories from Bradley include two different towel bars, a towel ring, a soap dish, a toothbrush and glass holder, a paper holder, a robe hook, and a combination grab bar/soap dish. Each features a durable antique finish and sculptured styling and can be used with matching plumbing fittings for a coordinated look. / Bradley Corp. Faucet Div.



679



680




681

679 VICTORIAN FAUCET / This new two-handle Victorian fitting features a spout, escutcheon and lever handles all made of vitreous china. Accent trim in polished chrome finish. The wide-spread faucet can be mounted on 8- to 12-in. centers. Made to match Bradley tub/shower controls and bath accessories in the same line. / Bradley Corp. Faucet Div.

680 FIXED SPOUT / The "Vola HV1" fitting, a deck-mounted single-control mixing valve with fixed spout, is part of the company's brass modular plumbing system. / Kroin: Architectural Complements.

681 ENAMEL FINISH / Solid brass faucets and fittings for bath and shower are offered in white, navy, bright red, dark brown, beige and black baked enamel finishes, as well as polished chrome and brass. All times in Zazzeri's "Camelia" series will be available in stock. Price range: \$100 to \$250. / Watercolors, Inc.



682



683



684


682 BRASS FAUCETS / Both single-fitting and two-handle polished brass lavatory faucets feature a cast-brass body with a hand-polished finish for the look of gold. Single-control faucet features a ball-shaped handle made of crystal-like acrylic. The two-handle center-set fitting features lever crystal-like handles. / Bradley Corp. Faucet Div.

683 FAUCETS / This "Centerset" faucet has a satin brass decorative finish and is made of solid brass with a solid-brass non-rotating cartridge. Other styles are also available in 23-k gold, pewter, antique and polished chrome. / Grohe America, Inc.


684 TUB THERMOSTAT / This tub filler, which comes with a personal shower as well, has a *Grohmix* thermostat unit built in to regulate the water temperature. The solid brass unit is available in polished chrome and a 23-k gold finish. / Grohe America, Inc.



685



686

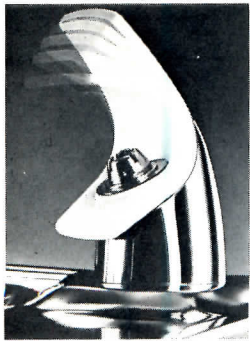


687


685 DESIGNER FAUCETS / This Grohe "Colani Centerset" model is part of a designer faucet collection by Luigi Colani. The curved form of these fittings favors the free flow of water for natural noiseless passage. Made of solid brass. / Grohe America, Inc.

686 SCULPTURAL HARDWARE / A variety of unusual geometric shapes make up one of this manufacturer's most popular lines. Available in chrome or gold finishes. / Sherle Wagner Int., Inc.

687 MIXING VALVE / While "Vola 172-H1" was designed by Arne Jacobsen in 1968, this wall-mounted single-control mixing valve with hand-held shower is now available in 10 epoxy colors, polished chrome or brass. / Kroin: Architectural Complements.



688



689




690

688 SAFETY BUBBLER / Now available as a standard feature on all *Elkay* coolers and drinking fountains, the *Flexi-guard* bubbler is made of a pliable polyester tear- and abrasion-resistant elastomer. It protects against face and mouth injuries possible with stable bubblers in school and public fountains. UL-listed *Flexi-guard* meets all sanitary codes. / *Elkay Mfg. Co.*

689 ANTIQUE BRASS FAUCET / An attractive charcoal knob set on antique brass makes this "Chateau" decorator antique brass faucet a handsome fixture. A matching tub and shower valve is available in a squared-circle design. / *Moen-Division of Stanadyne.*

690 WHIRLPOOL BATH / The *Serena VI* offers an interior contoured for whirlpool bathing comfort. It combines extra interior width and depth with a specially engineered *Jacuzzi Whirlpool* system featuring three recessed, fully adjustable inlets powered by a high-capacity pump. / *Jacuzzi Whirlpool Bath. I**



691



692



693

691 SHOWER UNITS / Double and triple "Hydapepe Units" are designed for gang shower installations. They have no pipe chases, meaning narrower walls and lower construction costs. The enclosed piping is vandal-resistant. / *Symmons Industries, Inc.*

692 BATH IN THE ROUND / This combination of transparent cylindrical shower cabin atop a giant sized circular bath incorporates compartments for bath accessories, a mirror, and a hand spray into the back wall. It also features coiled stainless steel towel holders that act as warmers. A clear sliding panel keeps towels and accessories dry. Optional 8-jet whirlpool system available. / *Hastings Tile & Il Bagno Collection.*

693 PLUMBING FITTINGS / These fittings were designed for elegant appearance and rugged use. The 24-k gold plated fittings ensure lasting luster and maximum resistance to corrosion. The bold handles are easy to grip and control. All fittings are simple to install and come with every necessary attachment. / *Hastings Tile & Il Bagno Collection.*



694



695



696

694 BATHROOM FIXTURES / This series of bathroom fixtures is imported from Italy. Made of vitreous china, it offers an elegant pedestal basin with gently rounded curves atop a smooth base. Five colors are available, and the fixtures are made to coordinate with *Hastings*' other bathroom features. / *Hastings Tile & Il Bagno Collection.*

695 BAR SINK FAUCET / In this two-handle bar sink faucet, the clear acrylic crystal knobs are complemented by a high-rise spout with polished chrome finish. It features the water- and energy-saving *Flow-Rator* and a one-piece two-handle cartridge designed for long-lasting, trouble-free service. / *Moen-Division of Stanadyne.*


696 BATH GROUP / Vitreous china is the basic material for the fixtures of *Serie Pegaso*, including pedestal basin, water closet, bidet, bath shelf, soap holders, towel-bar brackets, tumbler holder, and toilet tissue holder. In white, blue, amethyst, ocher, and green. / *Hastings Tile & Il Bagno Collection.*



697



698



699

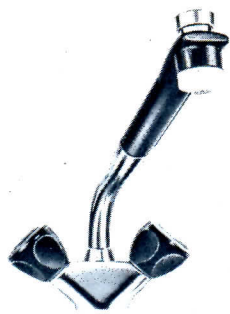
697 METERING FAUCET / Counter-top push-button requires less than two lb pressure to activate, meeting code requirements for handicapped users. Flow time is easily field-adjustable from two seconds to one minute; a pre-set temperature also saves energy. / *Bradley Corp. GB**

698 SELF-RIMMING BOWL / This new bowl offers freedom of installation anywhere along the vanity top allowing users to tailor single- or multiple-bowl positions to meet various job needs. *Corian* bowls are available in semi-finished form in three colors. / *E.I. Du Pont de Nemours & Co., Inc.*


699 FIBERGLASS BATH / This bath/shower fixture includes two integral grab bars, a flat center back wall that can be cut around windows, and square front corners that accept standard shower door assemblies. There is a continuous ledge around the tub, and four back-wall ledges—all pitched. / *Eljer Plumbingware, Wallace Murray Corp.*




700




703




706




709




701



704




707




710



702



705



708



711

700 FIBERGLASS SHOWER / This shower kit includes a one-piece seamless wall and shower floor, both made of press-molded fiberglass, plus hot and cold valves, showerhead, soap-dish, drain, and shower curtain. It can be installed almost anywhere and can withstand the toughest everyday treatment. Available in three colors: white, blue and yellow. / The Swan Corp.

701 TUB PANELS / Three and five-panel bathtub wall-surround kits come with a molded-in utility bar and are made of durable, press-molded fiberglass with a baked-on polyurethane coating. They also feature molded-in soap dish and rounded corners for easy cleaning. Comes with necessary installation materials. / The Swan Corp. GB*

702 SELF-CLOSING FAUCET / The 90-75 in. metering faucet provides less than a half gallon of water per minute. Push-button takes only two lb pressure to activate; the valve can be pre-set to flow from five to 15 seconds. / Bradley Corp. GB*

703 SHOWER FITTING / Swiss-made *Arwa Type II* shower fitting has a swivel outlet equipped with an insulated handle; the showerhead may be pulled out up to 48 in. Shower comes with a V-valve for quick, accurate regulation of water flow and temperature. Handles and showerhead are offered in Sienna Brown and Azure Blue. / Contemporary Systems, Inc.

704 SHOWER STALL / A one-piece, five-ft unit, this *Lasco* fiberglass shower is formed in a mold lined with hand-set tile, producing a stall shower with a look of tile. Shower and a similar tub/shower unit meet ASTM slip-resistance and grab-bar requirements, and HUD and ANSI construction and fire standards. / Lasco Industries.

705 REINFORCED TUB / The "Dura-brace" bathtub has diagonal cross-members to reinforce apron strength and support the corners of the tiling flange. Bracing is said to eliminate handling damage and the need to weld braces to the sump. / Briggs, a Jim Walter Co. GB*

706 PRECAST MARBLE TUB / The "Alpine" tub features a gently sloping back configuration for comfortable soaking; tub interior measures 66- by 39 in. Optional hydro-massage equipment can be mounted completely under the tub. Made of *Cortina Marble*, the "Alpine" tub weighs about 180 lb. / Cortina Manufacturer's Assn. GB*

707 HIGH-RISE FAUCET / The *Waterfall* faucet rises eight in. above its base, and extends seven in. over the sink. Two lavatory models of the faucet are now available: the widespread model shown here, and a four-in. centerset. The arched spouts swing 72 deg for maximum maneuverability. / Delta Faucet Co.

REFRIGERATION EQUIPMENT


708 PACKAGED WATER CHILLER / Factory assembled and ready for installation, *Seasonpak* water chillers may be used for a number of cooling heating and process applications. Unit recovers heat in quantities up to 4.7 times the electrical input of the chiller, and has dual circuits for standby capacity. / MacQuay-Perfex, Inc.

SELF-CONTAINED HVAC UNITS


709 CONDENSING UNIT / This new two-ton-capacity residential condenser has a seasonal energy efficiency ration of 13.0 The two-ton model and other units in the *HS13 Landmark III* line work with a number of evaporators in up-flow, down-flow, or horizontal applications. / Lennox Industries, Inc.

710 LIGHT COMMERCIAL AC / Single-package rooftop air conditioner and heat pump units are available in 7 1/2- and 10-ton cooling capacities. Marketed for a range of light commercial applications, the *CHA/CHP11* line features a demand-oriented electronic control system for energy-saving performance. / Lennox Industries, Inc. GB*

711 COMPUTER ROOM AC / *Space-maker II* console-type packages fit into any small computer room, providing multiple direct-drive fans, high sensible cooling capacities, *electronic humidifiers*, and complete alarm functions. Options for the compact, self-contained units include hot gas re-heat and a free winter cooling system. / Hiross Inc.



712



713




714

712 HEAT RECOVERY / This *Roofpak* shell and tube-type condenser rejects and recovers excess heat generated by all-season cooling processes, for use in perimeter heating, zone reheat, etc. Unit has a combination air and water cooled condensing section, and can be applied to almost any type of hvac system. / McQuay-Perfex, Inc.

VALVES

713 WATER FLOW METER / The *Mul-ti-Jet* magnetic water flow meter is used to monitor hot or cold water consumption in apartment building applications. Unit is said to be highly accurate over a wide range of flow pressures, and may be installed vertically, horizontally, or wall mounted. / Ista Energy Systems.


714 FLUSH VALVE / For installation on all manufacturers' plumbing fixtures, the *Flushtrol* valve combines two water saving features in one unit: a non-hold-open handle, and flush volume adjustment from one-half to eight per flush. A vacuum breaker and check valve prevent back siphonage. / Zurn Industries, Inc.



715



716



717


WATER SUPPLY & TREATMENT

715 FAUCET / This outdoor freeze-less faucet is made with *LEXAN* polycarbonate resin flanges and handles for high strength and impact resistance, as well as excellent weathering properties. / Woodford Manufacturing Co.


SOLAR EQUIPMENT

716 SOLAR HOT WATER / *Conservationist* storage tanks and solar heaters with a *Phoenix* electric element for auxiliary heat are now made with top connections for the solar hook-up. Placing solar fittings on top, with a factory-supplied tee, simplifies installation and reduces costs. / A. O. Smith Corp.


717 METAL FINISHING / The "Micro-black" surface, developed in Israel, is a new electroplated metal coating proven effective in severe climates where solar collectors are exposed to extremes of temperature, humidity, or corrosive pollutants. The coating is said to be less costly to apply than other electroplated selective surfaces. / American Heliothermal Corporation.



718



719



720


718 SOLAR PANELS / These lightweight, single-glazed panels are designed specifically for pools, spas and domestic hot-water systems. Side insulation improves efficiency and 1½-in. side outlets save exterior plumbing and extra header pipe costs. / Raypak, Inc.

719 SOLAR HOT WATER / Domestic system consists of a 32-sq-ft flat-plate solar collector and the "TC3" transfer module, with the solar heat exchanger and all necessary pumps and controls. This low-cost "SMS3" system adapts easily to existing hot water service equipment. / Lennox Industries Inc. GB*


720 HOT WATER SYSTEM / This solar water heating system is freeze protected, and the panel fluid loop is designed to minimize corrosion or mineral build-up in the collectors. The system can also be provided with storage tanks of 80- to 120-gal capacity. / SEP, Inc. GB, LRC, E*



721



722




723


721 SOLAR COLLECTOR / This solar collector has been specially designed for low-temperature applications such as pools, spas and hot tubs. With spiral groove construction, a copper flow tube is mechanically expanded within the wing, forcing copper into the grooves to ensure lock-tight bond. / SEP, Inc. GB, LRC, E*

722 ALUMINUM MOUNTING / The *Sunfired* "CU30-WW" solar collector has an aluminum extruded, split-hinge mounting system designed for quick and secure installation. It can be provided with outlets at a variety of points and with either bronze, black or clear aluminum framewall finish. The absorber plate consists of copper flow tubes mechanically expanded into an aluminum wing. / SEP, In. GR, LRC, E*


723 SOLAR-HEAT STORAGE / Installed behind a south-facing solar window, wall or roof, lightweight thermal energy storage pods will absorb, store, and release solar energy, while transmitting natural daylight. Two-in.-thick pods are filled with a crystalline "phase change" material, sealed into a reinforced polymer container. / Solar Components Div., Kalwall Corp.



736



737




738

COMMUNICATIONS


736 LOW FREQUENCY HORN / A front-loaded design with dual tuned ports, unit accommodates two 15-in. driver speakers, aligned vertically for unambiguous sound source perception. Horn is said to provide maximum power output with superior bass response. / Rauland-Borg Corp.

737 TIME CLOCK / A master clock for schools and institutions, microprocessor-based unit is user-programmable, with simple keyboard program entry for scheduling time of day, date, and zones where event is to occur. Features include power failure battery back-up, and an electronic "keylock" to prevent tampering. / Rauland-Borg Corp.

738 TWO-WAY COMMUNICATOR / For use in schools and other institutions, the Telecenter III microprocessor-based system provides instant, direct two-way conversation between personnel. Up to 200 staff stations may be incorporated; an emergency call feature has priority over all other calls. Options include zone paging, push-button dialing and dual-tone operation. / Rauland-Borg Corp.



739



740




741


739 MICROPHONE MIXER / The "Model 7510" automatic mixer comes standard as a four-input module, and is expandable to 24-input capacity. Unit is said to be particularly suited for public meeting areas, studio and sound reinforcement applications. Mixer combines digital and analog circuitry. / James B. Lansing Sound, Inc.

740 HOSPITAL COMMUNICATIONS / A fully computerized health care system, the "Responder" provides instant response to patient calls; read-out of patient status; a permanent record of patient calls; and locates personnel. Components include single or dual bedside stations; emergency stations; corridor and zone lights; data entry and staff register stations. / Rauland-Borg Corp.

741 CONFERENCE SYSTEM / Designed for meeting rooms, legislative chambers, courtrooms, etc., the *Philips CCS300* system provides each participant with a separate microphone and associated loudspeaker. A "chairman's" unit has the capability to cut off all other microphones to make overruling comments. Teleconference option is available. / Rauland-Borg Corp.



742



743



744


742 OFFICE INTERCOM / This system improves the internal office information flow and frees telephones to operate on outside calls. The "Compass" master system digitally displays the station number of the callers, plus the number of two more people trying to reach the master board. / Executone, Inc.

743 PBX SYSTEM / "Summit," a new digital PBX system, can handle up to 5,000 lines using distributed satellite processing technology. A fluorescent 16-character display on the console provides an overview of all communications activity throughout the system. / Executone, Inc.

744 CALL SYSTEM / The "Futura System" uses microcomputers at each patient station and nurse control station. This permits a significant reduction in wiring requirements and installation cost. All controls are contained in a seamless "touch pad" that comprises the face of the control station. / Executone, Inc.




745




748



751




754




746




749




752




755




747



750



753



756

745 TV PROJECTOR / This large screen television projector displays color or monochrome pictures up to 25 feet wide. It enlarges program material for display to large numbers of viewers. Television pictures can be displayed with high resolution and contrast over their full range of light output. / General Electric Company.

ELECTRICAL & ELECTRONIC CONTROLS

746 ENERGY MANAGEMENT / Microprocessor-based system controls lights, hvac equipment, etc. while it performs time management functions. All programming, cycling and load staggering instructions are entered through the system keyboard. The "2400 EMS" controls up to 256 discrete circuits. / Simplex Time Recorder Co.

747 MASTER CLOCK / The "2350" Master Time System provides microprocessor-based clock and signal synchronization, and can be used to control and monitor impulse, synchronous wired, electronic and *Celestra* business and industrial clock systems. / Simplex Time Recorder Co.

748 LOAD SUPERVISOR / Using the dial-up phone network, leased line or hard-wired system, the *P77* load supervisor can be used to remotely manage energy use in any number of facilities. Equipment includes the "Basic 8" load programmer for remote location; "210" video terminal, and "200" interpreter. / Pacific Technology, Inc.

749 BUILDING CONTROL SYSTEM / The basic element of the "Delta 5000" automated building control system is the Honeywell "Delta 1000"—an independent microprocessor-based central control and monitoring system. Each "Delta 1000" system has its own sensors, data-gathering panels and peripherals, and can be dedicated to a particular function. / Honeywell Inc., Commercial Construction Division.

750 GARAGE DOOR OPENER / Automatic opener operates by means of drive links enclosed by a sprocket-less drive track that permits the links to move only in a pull-push straight-line mode. It is controlled by a digital mini-computer. / Windsor Door Co.

751 BUILDING AUTOMATION / Buildings as small as 50,000 sq ft can benefit from the energy-savings payback offered by the *JC/85/10* microprocessor-based system. The system features improved person-machine interface: it actually prompts the operator through all of the commands and energy-saving disciplines available. / Johnson Controls, Inc.

752 LIGHT DIMMER / Hunt Electronic's "A-600"—a UL-listed solid-state light dimmer—is low-end matched for full-range light dimming from 75-600 W. Total wattage is reduced by only 10 per cent when it is ganged with other dimmers. Also available in a three-way switch. / Hunt Electronics Co.

753 AUTOMATION SYSTEM / The MCC Powers "System 600" software is built around Digital Equipment Corporation's "RSX-11M" operating system. Working in conjunction with the "RSX-11M" is the MCC Powers Building Automation Software *Kernel* package, written in *Fortran*. Comes with a broad complement of *Kernel* features. / MCC Powers.

754 DIMMING SWITCH / The finned-plate heat sink used with the *Tog-L-Dim R* dimmer has been separated from the control unit for installation at a remote location. This means any number of *Tog-L-Dim R*'s can be ganged installed without derating in a standard wall box, and fit under a standard wall plate. / Power Controls Corp.


ELECTRICAL HEATING/COOLING

755 WALL HEATER / Constructed of impact-resistant 14-gauge extruded aluminum, the "Architectural Wall Heater Series" is available with brown duranodic, anodized clear, statuary bronze, black or gold standard finishes. Thermostats are tamper-proof. / Erincraft Mfg. Co., Inc.

756 UNIT HEATER / A heavy-duty electric heater for primary or spot applications, the *Taskmaster* mounts horizontally or vertically. *Airchute* design and outlet louver diffuser provide maximum air throw and reduce noise. Optional built-in controls include summer fan switch. / Markel/Nutone Div.



757



758




759

757 OFFICE FAN / The Hunter office fan has a solid-state speed control and can be used with air conditioning set at a higher thermostat level to cut cooling costs. Available in two blade sizes—24 in. and 30 in.—and five mounts—pedestal, ceiling, wall, bench and beam. / Comfort Conditioning Division of Robbins & Meyers, Inc.


758 HVAC CONTROL / The "SST 853" Optimiser controls both heating and cooling functions in scheduled-occupancy buildings. It determines morning equipment-startup time according to actual indoor and outdoor conditions. An internal battery maintains programming and timing up to 36 hours during power failures. / Robertshaw Controls Co.

LIGHTING


759 LOW-ENERGY LAMP / This 24-volt lighting system draws only 2½ W per lamp with a life expectancy of 50 years. Mirror chrome finish standard for these "sparkle" lamps. / Neo-Ray Lighting Products.



760



761




762

760 LIGHTING STRIP / "G" lamps up to 100 W are spaced 12 in. on center on extruded aluminum lighting strips of 2-, 4-, and 8-ft. lengths for ceiling, wall, column, and other mountings as "Stripper." / Omega.

761 MODULE LIGHT / The squared modules of "Cube" in acrylic for fluorescent lamps are framed in shallow metal housings with white or bronze finish in three-unit 1- by 4-ft or four-unit 2- by 2-ft luminaires. / Lightolier.


762 INDIRECT LIGHT / A wrap-around frame gives "Lumiframe II" shadow-free indirect uplight and downlight using fluorescent lamp. White or bronze finish. / Lightolier.



763



764




765

763 PANEL LIGHT / The look of open sky is created with "Lumiform" with shallow fixtures that have white acrylic panel framed in white or oak-vinyl steel with fluorescent lamp. / Lightolier.

764 COURT LIGHTING / Daytime shadows are virtually eliminated by the lower mounting height of this luminaire. All aluminum die formed unibody construction with a sharp cutoff through the projected optical system. Complete with 400- or 1000-W metal halide lamp, piano hinged lens assembly and integral ballast. Tennis green finish. / ElSCO Lighting Products Inc.

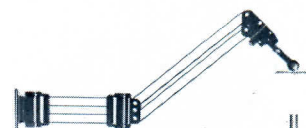
765 DOWN LIGHT / An extruded aluminum parabolic cell with highly polished aluminum reflector, "Aura" accepts incandescent, mercury vapor, metal halide and high-pressure sodium lamps. Available in 12-, 18-, and 24-in. squares. / Omega.



766



767



768


766 SECURITY FIXTURE / White rooms, wet locations, and areas requiring sterile environments are the intended applications for the 3E series of indoor/outdoor security fixtures. Heavy-gauge, fully enclosed and gasketed, individual or continuous runs. / Neo-Ray.

767 OUTDOOR LIGHT / A new horizontal luminaire is designed for uniformity and low glare with high street-side efficiency. Die-cast aluminum upper and lower housings with baked enamel finish resist corrosive atmospheres. / ITT Outdoor Lighting.


768 REFLECTOR LIGHT / A modular system, the *Illuminator III* has medical and surgical applications. A gas spring provides smooth, self-contained counterbalancing action; aluminum adjustment handle removes for disinfecting. Vinyl-edged *Alzak* reflectors are 13 or 15 in. in diameter, available in six colors. / Medical Illumination, Inc.



769



770




771


769 SITE LIGHTING / The column-shaped *Mono-Lite* is 12 1/4 in. sq. in eight- and 10-ft heights. Cast and extruded aluminum luminaire is fully weatherproof, finished in black or bronze. *Alzak* reflector and cone distribute light evenly, using a number of HID sources. / McPhilben Lighting Div., Emerson Electric Co.

770 OAK STRIPLIGHTS / Offered in one-, two-, three-, four-, six-, and eight-light configurations, strip lights have a base of solid oak. UL-listed fixtures take G25 or G30 bulbs. / Victor Mfg. Co., Inc. GB, LRC*


771 STUDIO LIGHTING / Redesigned cyclorama lighting strips weigh less than previous models; a 12-light unit is 76 lb, compared to over 100 lb. Steel and aluminum lights have a one-piece formed reflector for uniform illumination of theatrical and studio backgrounds. / Berkey Colortran.



772



773



774


772 EMERGENCY LIGHT / Track-like styling lets the *Dyna-QUAD* emergency light hug the mounting surface for an unobtrusive appearance. Lamp heads are fully aimable and adjustable, finished in a combination of black tweed and oyster white. Six models offer a selection of remote power capabilities up to 56 W. / Electro Powerpacs Corp.

773 EXPOSED BULB / Pendant light uses clear or frosted 60 W G-40 lamp, or chrome bowl lamp. The 10-in.-diameter flat metal reflector is an integral part of the fixture. Finish options include polished chrome and brass, satin bronze, white, gloss red, and matte black. / Habitat Inc.

774 HIGH-BAY HID / "Hi-Bay Prismatic" light features a low brightness metallized polycarbonate inner reflector, placed within an aluminum sleeve. Progressive prisms in the reflecting surface are said to offer an unusual low-brightness appearance with high efficiencies. / Thomas Industries, Inc.



775



776




777


775 POST LANTERN / Outdoor fixture is part of a new line of contemporary-styled luminaires for area lighting, walks and entrances. Aluminum housing comes in either bronze or black finish; lens is shatter-resistant acrylic. Ground downlights and two-sided fixtures for surface mounting are also available. / Progress Lighting.

776 ALL-PURPOSE FIXTURE / The *Cosmolite* line includes 22 luminaires designed for universal application; outdoors, indoors, wet locations, vandal-proof. There are models for all light sources, with prismatic and white diffusers. Die-cast aluminum housings have minimal external hardware. / McPhilben Lighting Div., Emerson Electric Co.

777 LOW VOLTAGE ACCENT / Energy-saving light is pre-wired, with the 11.5-v transformer located in the lamp-holder for quick installation. Part of the *Track-I* system, low-voltage accent generates less heat, making it particularly useful in museums, stores and residential areas. Fixture includes a swivel with a positioning lock. / Progress Lighting.



778



779



780


778 LAMP POSTS / Made of heavy-wall cast iron, *Spring City* posts can be adapted to accommodate the luminaire desired. Light sources may be incandescent, memory vapor, metal halide or hps. The "Madison" post shown comes in single- or twin-arm versions, for embedded or anchor bolt installation. / Spring City Electrical Mfg. Co. GB, E*

779 FLOOR LAMP / "Sovrana-630" features a tungsten halogen light source of 100 to 1500 W cantilevered from a 90-in. column atop a 14-in. diameter base. Integral dimmer control. In black or white. / Lighting Associates, Inc.

780 FLOOR LAMP / "Domea-629" is a floor lamp with tungsten halogen light source on integral dimmer control. Reflector, 16 in. wide, is mounted on 94-in. column atop 14-in. diameter base. In black or white. / Lighting Associates, Inc.



781



782



783


781 POLE LIGHTING / Cast aluminum mini-body luminaire has wood-faced bracket arms and an efficient illumination pattern created through designed optics. Available with impact-resistant, high temperature, non-solarizing acrylic lens. / ElSCO Lighting Products Inc.

782 LOW-CEILING LIGHT / A low-voltage industrial area light for indoor and outdoor applications, "Model GC" has an unbreakable polycarbonate refractor permanently sealed to the housing. The refractor simply twists locks to the ballast plate; a safety strap connection frees both hands for lamping. / Keene Corp., Lighting Division.


783 FLOOR LAMP / The "Obelisk" floor lamp is offered in polished aluminum, anodized bronze, leather, a range of pleated fabrics, and the pleated model shown here. All versions are available in stock. / Brayton Accessories Collection.



784



785




786


784 GLASS COLUMN LIGHT / The "Glasslight Collection" includes floor lamps as well as the table lamp shown—all with a 5-in. diameter clear glass column and topped with white pleated shade, or a polished brass or chrome shade. / Koch + Lowy Inc.

785 TASK/AMBIENT LIGHTING / These direct and indirect lighting elements, using either metal halide or hps lamps, provide efficient, comfortable lighting for open-plan offices. Three design groups include freestanding squared stem lights; pendant, wall- and partition-mounted units; and standing round stem lamps with symmetrical and asymmetrical lighting patterns. / Gardco Lighting.

786 QUARTZ FIXTURE / A "mini" light measuring just over 4 by 6 1/2-in., the *Lite-Pak* quartz fixture may be used for general and accent lighting applications in museums, churches, residences, etc. The 150 W lamp reveals a full color spectrum; a filter blocks out damaging ultra-violet light. *Lite-Pak* is available with a number of mounting options. / Rambusch.



787



788




789


787 HANGING FIXTURE / This "8120" fixture has a shallow curve to its seven- by 20-in.-diameter shape. Pendant light is offered in all of this manufacturer's standard finishes. / Robert Long, Inc.

788 CORD HUNG PENDANT / The "8220" pendant hood fixture has an over-all diameter of 20- by 6-in. high. The black extrusion on the rim corresponds to the black cord that is supplied with each fixture. Stem or rod/loop suspension may be specified; hood comes in a variety of finishes. / Robert Long, Inc.

789 COLOR FIXTURES / *Longlites* extruded aluminum linear fixtures can now be ordered in any color or finish—glossy or matte, painted or anodized. Metallic finishes include polished gold anodizing and polished aluminum. Custom finishes for all connecting pieces and end plates available. / Peerless Electric Co.



790



791



792

790 THREE-LAMP TROFFER / This troffer cuts energy consumption from 38 to 78 per cent while using a high-efficiency three-lamp fluorescent troffer, General Electric's "Watt-Miser II" lamps and "Maxi-Miser II" ballasts. The "Energy Master" also features multi-level switching for the different needs day and night. / Keene Corp., Lighting Division.

791 POLE LIGHTING / The "Carmel" series, with its clean rectilinear appearance and design, can use either metal halide or high-pressure sodium lamps. Sharp cut-off directs light where it is needed, and interchangeable reflectors allow for forward beam or right- or left-side throw. / ElSCO Lighting Products Inc.

792 FLUORESCENT WALL WASH / "Accent Lighting" system can be adjusted to job-site conditions with flexible row lengths and corners, and is available in a variety of lighting diffusers to fit most suspended ceilings. Fan corners follow the architectural lines and provide even corner illumination. Low brightness parabolic baffles are cantilevered to minimize wall irregularities. / Columbia Lighting.



793



794



795

793 OUTDOOR LIGHTING / This luminaire was specially designed to capture, control, and convey the output from the high-pressure sodium lamp. The "HPS Luminaire" features modern rectilinear design with crisp, clean lines. Available in 70- to 400-W units in die-cast aluminum housings. Hardware is corrosion-resistant. / ITT Outdoor Lighting.

794 ENERGY-SAVING LIGHTING / Columbia's "Parabolume" luminaires were designed to optimize the four basic energy-saving components in a fluorescent lighting system: lamps, ballast, finish and fixture design. Gives optimum performance and low brightness appearance while operating temperatures remain low. *Coilzak* baffle finish is standard. / Columbia Lighting.


795 BOARD ROOM LIGHTING / These new "Indalux" ambient luminaires blend with woods and wood veneers for a rich look. Durable chromed steel lighting is styled in natural wood finishes or oak, walnut, cherry or mahogany. Available in square solid or open side measuring 18 in. square by 72 in. / Spaulding, Subsidiary of *Kidde, Inc.*



796



797



798

796 WIDE-SPREAD LIGHTING / "Lite Duct," a 6-in. extruded aluminum indirect fixture, has an exceptionally wide light spread due to a new optical assembly. This allows for even light distribution under low ceilings while using minimum wattage. Fixtures available in lengths from 4 to 24 ft, extendable to any length. / Peerless Electric Co.

797 GRID SYSTEM / Cast aluminum "L," "T" and "X" connectors work with *Lite Duct* linear fixtures to create endless grid design possibilities. The connectors are available in 4-, 6-, and 9-in. diameters, in any color or finish. A cast ball at the joint is also available in another version. / Peerless Electric Co.

798 COURT LIGHTING / The "Wall Banger" provides consistent, non-glare court light with a totally flush mounting surface. The lens is heat-tempered to absorb any ball punishment, and seals tight to repel contaminants. Heliarc welded and made of heavy-gage aluminum. / *Elsco Lighting Products Inc.*



799



800



801

799 WALL MOUNT LUMINAIRES / The "Wal" fixture combines architecturally styled appearance with rugged, vandal-resistant construction; and is available for use with high-pressure sodium, mercury vapor or metal halide lamps. Also comes with two optical systems—a clear lens model and a prismatic lens model. Protected by a one-piece polycarbonate cover. / *Crouse-Hinds Co., Lighting Products Div.*

800 LUMINOUS CYLINDER / The "Contra/Cline" luminous cylinder is 16 in. in diameter by 15½ in. Unit also comes as a luminous tube. Available in four voltages and in two finishes for single, twin, triple or quad pole models or single wall mount. / *Moldcast Lighting.*


801 CEILING LUMINAIRES / The Keene "Pointline" series includes units for general illumination, wall wash, accent lighting and downlight. Features a field-adjustable socket and available in black matte, black baffle, gold and silver trim. Units can be ordered lensed or open. / *Keene Corp., Lighting Division.*



802



803



804


802 LIGHTING FIXTURE / The "Arabesque" *Pericline* series offers exceptionally uniform lighting for maximum visibility. Extra-wide spacing capabilities result in high energy efficiency, and a sharp cutoff at 75 deg above vertical give the lamp glare-free lighting. / *Moldcast Lighting.*

803 GEOMETRIC LIGHTS / This member of the "Contra/Cline" series offers a sharp cutoff and glare control, excellent uniformity, and a choice of symmetric or asymmetric distribution. The 22 in.-diameter seamless polycarbonate sphere encloses the cylindrical image-spreading lens. Cube enclosure also available. / *Moldcast Lighting.*

804 HID FLOODLIGHT / High-pressure sodium, metal halide, or mercury vapor HID lamps can be installed in "Miniliter," a compact floodlight with cast aluminum housing and three-piece diffuse reflector protected by a tempered glass lens. / *Hubbell.*



805



806



807


805 TOUCH LAMP / Touch any metal part of this table lamp and turn on three levels of brightness. A fourth touch turns the light off. Uses one-way bulbs with a special "Touchtronic" unit to create the three light intensities. Stands 26½ in. high and is available in polished brass or chrome or in a white, black or brown lacquered finish. / Koch + Lowy Inc.

806 FLOOR LAMP / This floor lamp is an elegant light column measuring 5 in. in diameter. The top section can be adjusted up or down to allow varying amounts of light to shine through the glass section. The glass is frosted to diffuse glare. Fully closed, it stands 44 in. high, and the maximum height is 54 in. Made of aluminum, "Sabra" is available in a polished aluminum, a polished brass, or a white or black lacquered finish. / Koch + Lowy, Inc.


807 EMERGENCY LIGHTS / The SC6L series emergency lighting equipment is automatically and instantly provided by 6-v rechargeable battery system. Unit features a constant reading state of charge and a momentary test switch. / Medyne Big Beam.



808



809



810

808 I-BEAM LIGHT / Contemporary site light with fluorescent efficiency is corrosion-proof, dirt-proof and vandal-proof. This lamp, with its extruded aluminum construction finished in bronze baked acrylic, is well suited for village and park-like settings. / Lightolier.

809 HOUSE NUMBER LIGHT / This unit is corrosion-proof, dirt-proof, and vandal-proof and provides easy graphic identification with widely diffused light. Die-cast aluminum housing is finished in baked black acrylic, and the handcrafted blown glass—available in clear, opal, or raindrop design—is impact-resistant. / Lightolier.


810 MOUNTED LIGHTING / Lamp features luminaire housing of 20-gal cold-rolled steel construction. Corners are continuously welded and ground smooth. Electrostatically baked acrylic finish is available in three standard colors. Fabric, wood, and custom color treatments. / Sterner Lighting Systems, Inc.



811



812



813


811 PARABOLIC LOUVERS / Designed for the open-plan environment, the "5300 Series" combines task ambient lighting with high performance *SpanAcoustic* panels. Using the standard 5 x 5 flat module, the series louvered fixture can be placed in many positions within the planning module to suit the task requirements of the designer. / Johns-Manville Sales Corp., Holophane Division GB*

812 OUTDOOR LIGHTING / "ParPower" spotlights and "ParPower" floodlights lock securely into universal holders with a twisting motion. Both are finished in polished aluminum or polished gold. Accessories available for two sizes including louvers and color filters. / Nutone/Sterling.

813 CLUSTER LIGHTS / The "I Beam Cluster" from Lightolier offers single-piece globes molded of impact-resistant polyethylene, with a screw-type gasketed fitter. The extruded aluminum beam is handsomely finished in bronze baked acrylic. / Lightolier.



814



815



816

814 FACETED SPHERE / Lightolier's outdoor-lighting collection features the "Faceted Sphere." Two multi-faceted clear hemispheres are framed by cast aluminum in baked bronze finish. Can be mounted on pole or wall, and available in mercury, high-pressure sodium, or incandescent models. / Lightolier.

815 FACETED OCTAGON / The "Faceted Octagon" site light is characterized by a framed enclosure of 25 weathered-brass facets. The clear acrylic panels are shatter-resistant and the lamp is available in clear, or clear with lamp cluster. Mercury and incandescent models. / Lightolier.

816 PENDANT LAMP / Italian architect Achille Castiglioni's design for the "Frisbi" pendant lamp provides direct, diffused, and reflected light by way of its polished chrome sphere reflector and diffuser of opal metacrilate, which hangs from the lamp's stem by steel wires. / Atelier International.




817




820




823



826




818



821



824




827



819



822



825



828

817 WALL LAMP / "Bollo," designed by Tobia Scarpa, is a sconce light whose metal housing in tan/black or black/red houses a 300-W halogen lamp and a curved diffuser. / Atelier International.

818 SODIUM LAMPS / General Electric's new family of 50-W *Lucalox* high-pressure sodium lamps have an average initial lumen rating of 4,000 lumens—80 lumens-per-watt—for the clear design and 3,800 lumens—76 lumens-per-watt—for the diffuse-coated design. This results from a new arc tube that is smaller in diameter than previous ones and a new ceramic seal design. / General Electric Co.

819 HALIDE LAMP / This new 175-W *Multi-Vapor II* lamp increases light output and efficiency while it produces a warm color that blends well with incandescents. It lasts twice as long as present company types of the same wattage and is expected to contribute to significant energy savings. / General Electric Co.

820 LIGHTING / This freestanding unit consists of a laminated, resin impregnated fiber tube with spun aluminum housing and spun steel base housing. The optical chamber is sealed to minimize lumen depreciation due to dust on lamp and reflector parts. Covering is *Dacron* fabric and comes in five standard colors. / Sterner Lighting Systems Inc.

821 BALLAST LIGHTING / This unit's luminaire and base housings are of 20 ga. cold rolled steel construction. Support posts are of extruded aluminum with anodized finish and co-ordinated vinyl trim insert. Electrostatically applied baked acrylic finish available in three standard colors. / Sterner Lighting Systems Inc.

822 FLUORESCENT LAMP / A new type of bulb fits incandescent sockets and is said to provide a 70 per cent saving in energy and last five to ten times as long. It is available in 11W, 13W, 18W, and 25W. The new low-pressure mercury light source is similar in size and shape to conventional bulbs. / Norelco, North American Philips Lighting Corp.

823 REMOTE SYSTEM / A remote control system uses radio signals to regulate fluorescent lighting levels and to reduce energy consumption. The central transmitter at a main lighting panel emits continuous, high-frequency signals, which travel along the existing circuitry to receivers that are mounted in the fixture ballast compartments. / GTE Lighting Products.

824 EXIT LIGHT SIGN / Offered in standard AC and self-contained emergency versions, the *Excite* exit is a slim-line design of molded *Lexan*, with rounded corners and molded-in down-light apertures. It is also available in vandal-proof and NEMA 4X models. / Dual-Lite Inc.

MOTORS & CONTROLS


825 STARTER KITS / *Sylvania* universal starter adapter kits for motor control applications can be used to add a starter in new installations, or to replace starters when changes occur in voltage or motor horsepower. Kits come in a plastic carrying case, and include one NEMA size 1 open type starter. / GTE Electrical Equipment.

826 LIGHTING CONTROL / The *Colortrack* is a compact, microprocessor-based control system for use in theatrical, television and other studio applications. It handles 96 dimmer channels and incorporates a color-coded CRT display. / Berkey Colortran.


POWER GENERATION

827 GENERATORS / Based on a patented power excitation principle, all *Fast-Response* generators respond easily to high load demand in both standby and prime power applications. Models range from 30- to 260-kW capacity, all with a sustained short-circuit capability. / Kohler Co., Generator Div.


828 AC EMERGENCY POWER / Calcium lead battery system features independent 1 KVA modules for reliable operation. It provides smooth sine wave power with ± 10 per cent harmonic distortion in three transfer time models. Each module is installed in its own slide-in, plug-in compartment. / Yorklite Electronic Products.



29



30




31

29 DIESEL GENERATOR / New "R Series" sets are available in voltage combinations ranging from 120/208 to 47/600. These 15 kW rotating field diesel generators are easily field-reconnectable in one- and three-phase voltages. Units are especially suitable for retail stores and offices. / Kohler Co.


PROTECTIVE SYSTEMS

30 FIRE ALARM / Engineered to meet NFPA and major code standards, the *Life Alarm 2001* combines automatic alarm and heat/smoke sensing functions with instant emergency voice communication. The high-rise voice system uses portable two-way telephones that plug into wall jacks. / Complex Time Recorder Co.


31 INFRARED SYSTEM / A long-range pulsed infrared photoelectric sensor system, the "IA-502" may be used indoors or out, with transmitter and receiver up to 500 ft apart. Multiple transmitters can be used with one receiver; an alarm is triggered when an intruder breaks the beam between units. / Colorado Electro-Optics, Inc.



832



833




834

832 RECEPTACLES / This electrical receptacle features a one-piece grounding strip with single contact, positive grounding for high-abuse industrial installations as well as hospitals and health-care facilities. / Eagle Electric Manufacturing Co., Inc.

833 ALARM SYSTEM / "Flexalarm"—a monitoring and control unit—and "FlexAlert"—an emergency voice communications center—are designed with heavy-gage steel for hotels, apartments, commercial buildings, and institutions. "Flexalarm" permits special programming and selective evacuation as well. / Gamewell Corp. ICR*


834 FIRE ALARM / "Sensiscan 1000" is an expandable multi-zone fire alarm control panel designed for use in commercial, industrial and institutional applications. Activation of a compatible two-wire detector or any normally open fire alarm initiating device will sound audible devices, trip a municipal box and notify a remote station. / Fire-Lite Alarms, Inc.



835



836



837


835 FIRE MONITORING SYSTEM / The flexible "FMS 1000/AC" system uses existing AC wiring in a patented technique that eliminates the need for trunk wiring in signal communications. The modular system can be fitted to any size building to provide all fire alarm functions. / Robertshaw Controls Co., Control Systems Division.

836 ACCESS CONTROL / The *Delta 1000* control system automatically checks a magnetically encoded card before granting admittance, and can show exactly who is in the building at any given time. To enter, an individual must hold a correctly programmed card and enter a memorized code in the keyboard. / Honeywell Inc.


837 SECURITY SYSTEM / The *Cardkey* "Programmable Voiding Reader System" is said to be the first low-cost package to combine advanced access control capabilities with a capacity of up to 1000 cards. Applications include smaller manufacturers, offices, warehouses, parking lots, etc. / Cardkey Systems.



838



839



840


RACEWAYS

838 BRANCH CIRCUIT / THE "ODS5" overhead distribution system is said to provide great convenience and flexibility in arranging and switch controlling 277V single- and dual-ballast lighting fixtures. Raceway coordinates with all popular ceiling-tile support systems. / The Wiremold Co.


839 POWER/LIGHT PLUG / The "serieSeven" power base, which has dual 20-amp circuits, can be retrofitted to any existing panel in a "serieSeven" office layout. A snap-together cable connector permits two-, three- or four-way panel connections, with space for communication cables and amphenol connectors. / IKD Corp.

SERVICE & DISTRIBUTION


840 LOAD CENTERS / For use in single- or multi-family dwellings, load center and circuit breaker is available with a factory-installed, bolted main breaker, or main lugs set up for straight-in wiring. The enamel-finished steel enclosure fits between 16-in.-oc studs. / GTE Electrical Equipment.



841



842




843

841 ELECTRICAL WIRING / "Walker-tap pokethrough" allows service fittings to be installed at desired locations and wired from the ceiling of the floor below, through holes cut or drilled in concrete floors. Electrical and telephone wiring passes up through the tube assembly to the receptacle. / Walker Parkersburg Division on Textron Inc.


842 CABLE CLAMP / The "Cable-Lok" clamp provides strain relief for non-metallic sheathed cable, enabling installations to meet NEC requirements. UL-listed device snaps into place in any cable entry knockout of any Bell non-metallic box. Clamp can be reused / Bell Electrical Products, Square D Co.

WIRING DEVICES

843 ALUMINUM BOXES / Weather-proof three-gang boxes are offered in two versions: 3/4- and 1-in. threaded outlets. UL-listed boxes measure 6 3/8- by 4 1/2- by 2 1/8-in.-deep. / Slater Electric, Inc.



844



845




846


844 WALLPLATES / Two-gang outlets are available in the "Sta-Kleen" line of crack-resistant plastic wallplates for outlet boxes. The smooth plate can be cleaned with a damp cloth. Wallplates and matching screws are offered in brown, ivory and white. / Slater Electric, Inc.

845 EXTENSION RING / Made of rigid plastic, 3/4-in. extension rings allow more wiring room for ground fault interrupter installations in outlet boxes. Two long screws are furnished with the extension ring. / Slater Electric Inc.


846 TELEPHONE CABLE / An under-carpet telephone cable is available as "Teletape," a flat, coplanar cable containing 25 pair No. 26 AWG round copper conductors that can be terminated to standard telephone connectors. Nominal thickness is .035 in. / Brand Rex.



847



848



849


847 FLOOR SYSTEMS / The "Access Floor" system of power and lighting distribution features receptacle boxes and flexible conduit for raised-floor modular distribution grids. Capacity for future loads is built into the system. / 3M/Electro-Products Division. GB, ICR*

848 ALUMINUM BOXES / A number of one- and two-gang FS boxes, extenders, and cover plates have been added to the "Stonoco" line of indoor and outdoor electrical service products. Stainless steel hardware and "Polyglass" plugs for unused outlets are included; all items are UL-listed and CSA-approved. / Keene Corp.


849 POWER RECEPTACLE / Pre-wired aluminum poke-thru wiring device serves as a floor-mounted power receptacle and telephone outlet. Unit installs in one step with no tools required. Poke-thru wiring device is UL-listed up to four-hour fire rating, and meets NFPA Life Safety and other major codes. / Dual-Lite Inc.



850



851



852

850 WATER TIGHT PLUG / Nylon straight blade plugs and connectors called "TECH-SPEC" are said to meet or exceed UL Hospital Grade standards while keeping out water, mud, dust, and corrosion through an "O" ring between face and cover, sealing sleeve on connector, and cord sealer at cord grip. / Bryant Division of Westinghouse.

851 TOUCH-CONTROL / A touch-activated and operated light dimmer is now offered in the "Decora" line of brushed metal devices. A single tap to the plate turns lights on; a continuous touch causes the light to cycle from dim to full bright and back again. / Leviton Mfg. Co., Inc.

852 POWER SYSTEM / A low profile .043-in.-thick "Undercarpet Power System" permits floor surface mounting of a three conductor assembly of Nos. 10, 12, or 14 AWG cables between bottom shield of PVC moisture barrier and top shield of protective steel. / AMP Inc.

19
FINISHES
09900
PAINTING

NEW EDITION

 PRATT & LAMBERT

Specification Manual

A complete reference guide for the architect and engineer

Write for it.

The number one paint specification manual is more complete, more helpful than ever. For information on how to obtain your copy, write on your letterhead to Pratt & Lambert, Dept. AR Box Twenty-Two, Buffalo, N.Y. 14240.




PRATT & LAMBERT
Paints/Chemical Coatings/Adhesives

The great Indiana cover-up.




Year after year of harsh Indiana weather had taken its heavy toll on Richmond's Coca-Cola bottling plant. In places, the concrete had become so badly deteriorated that rusting tie rods were exposed.



But new buildings are very expensive these days, and inside, the building was still perfectly usable. So after it was determined to be structurally sound, Coke decided to restore their existing one.

General Contractor V.H. Juerling & Sons, Inc., began by sandblasting the entire structure, chipping away all fragmented and weakened concrete and replacing the rusted tie rods.

Then the application contractor, Ralph Wisenhunt Co., brought the surface back to its original form with Thorite. Thorite is a non-slumping, quick-setting patching material that restores even vertical concrete without expensive formwork.



Next, Thoroseal Plaster Mix (blended with Acryl 60 to enhance bonding and curing) was troweled on and floated smooth. Thoroseal Plaster Mix is harder and more wear-resistant than concrete alone, and bonds so tenaciously that it actually becomes part of the wall. Best of all,

it's 100% waterproof. A permanent barrier against the onslaught of weather.

More and more, people are looking to make the most of buildings they already own instead of commissioning new ones. More and more they want designs and materials that last. And more and more, they're coming to us.

We're Thoro System Products and for more than 65 years, all we've ever done is save people time and money by restoring and protecting their concrete and masonry. Better and more often than anybody else in the world.



THORO
SYSTEM
PRODUCTS



Standard Dry Wall Products. Dept. AR 8010
7800 N. W. 38th Street
Miami, Florida 33166
Western Office: 38403 Cherry Street.
Newark, California 94560



© 1980. Standard Dry Wall Products
Thoroseal, Thorite and Acryl 60 are registered Trademarks of Standard Dry Wall Products.

Circle 1082 on inquiry card