



OFFICE SUPPLIES




UCI 2: SITE WORK



UCI 3: CONCRETE



UCI 4: MASONRY



METALS



UCI 6: WOOD & PLASTICS




UCI 7: MOISTURE PROTECTION



UCI 8: DOORS & WINDOWS



FINISHES



UCI 10: SPECIALTIES



UCI 11: EQUIPMENT



UCI 12: FURNISHINGS




SPECIAL CONSTRUCTION



UCI 14: CONVEYING SYSTEMS



UCI 15: MECHANICAL



UCI 16: ELECTRICAL

PRODUCT REPORTS 82

PRODUCT IDEAS FOR ARCHITECTS AND ENGINEERS

CASE STUDIES: DESIGN SOLUTIONS THROUGH PRODUCT APPLICATIONS

ARCHITECTURAL BUSINESS: SWEET'S SELECTION DATA

FULL CONTENTS ON PAGES 2-3

ARCHITECTURAL RECORD



**The Armstrong Commercial Corlon® Flooring System.
A new concept that's been proved in use for over 20 years.**



Today, all across the nation, many millions of square yards of Armstrong Vinyl Corlon are performing beautifully. And many of these installations have been in place for over 20 years. That's just one reason Armstrong .090" gauge sheet Vinyl Corlon is one of the most widely



specified commercial floors. Another is the system that makes it work.

It looks monolithic.

Corlon comes in 6'-wide rolls up to 90' long. You get a monolithic look because there are few seams. For example, you'll have about 93% fewer seams with Vinyl Corlon than with the same area of 2" x 12" tile.




Epoxy-bonded seams.

An exclusive Armstrong epoxy adhesive chemically bonds the seams without heat or special tools. They won't come apart. And they won't trap dirt and moisture.

Wide range of colors and designs.

Armstrong Vinyl Corlon comes in five distinctive chip patterns and 32 colors ranging from bright and modern to neutral and natural.

Circle 1001 on inquiry card




Coving where dirt can't hide.

Flash-coving makes it simple to create a gentle radius where floor meets wall, eliminating the sharp corner where dirt can hide.


The pattern lasts and lasts.

Armstrong Vinyl Corlons are inlaid materials. Because the pattern and color go all the way through to the backing, they won't wear off like printed products. And because the inlaid construction is smooth and dense, spills wipe right up. Simple regular maintenance keeps the floor looking like new. These resilient floors meet the flame-spread and smoke-developed requirements of the most widely recognized building codes and regulations.



Vinyl Corlon floors can be installed with a perimeter bonding system developed by Armstrong. In most cases, you can install them right over an old floor and eliminate a lot of work and expense.

The Armstrong Vinyl Corlon Commercial Flooring System. Specify it, and you'll get one beautiful long-lasting floor. For more information, write Dept. 19FAR, Lancaster, PA 17604.



REPRINTS OF ARCHITECTURAL RECORD ARTICLES

You can order reprints of any articles that have appeared in Architectural Record, whether in color or black-and-white, in whatever quantities you need, for use in your own mailings and presentations.

For more information, price quotes and help with layout and format of your reprints, call:

Patricia Markert
212/997-6081

ARCHITECTURAL RECORD

Learning what's new from the manufacturers; the more you know, the more options you have

Not a lot of readers write and tell us that this Product Reports issue that we publish every mid-October is one of their favorites. This issue doesn't stir up the kind of controversy that we generate by publishing, say, Michael Graves's Public Services Building in Oregon. It doesn't stir up the letters of admiration that we generate by publishing, say, Fay Jones's Thorncrown Chapel in Arkansas. But it stirs up interest—our readership studies tell us this is one of the year's most-looked-at issues, and our conversations with architects tell us the same thing. A typical comment is along these lines: "Yeah, we look it over pretty carefully—it gets dog-eared. You really do need to check out what's new. . . ."

Similarly, I can reliably report this issue is not the most fun we have all year. First, you write to everyone inviting submissions. You read more than a thousand news releases. You sit down and write some seven hundred new product items, and two or three hundred literature items—"and keep it under 14 lines or we'll have to do a lot of cutting when the galleys come in." You size nearly a thousand photos, and then you get the right picture with the right copy and get it into the right subdivision (there's about a hundred of them, it seems) within the standard UCI format. But we do it because it is an important part of our work—which is helping architects and engineers do their work.

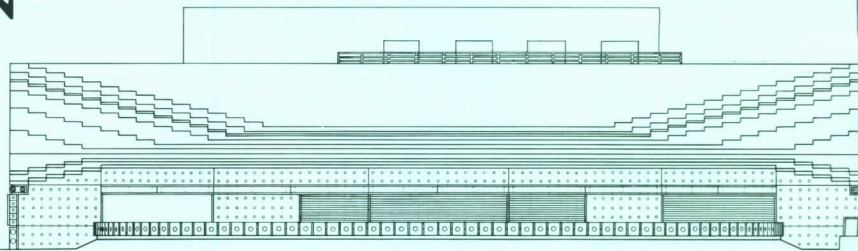
Indeed, the search for new-product ideas to pass on to you readers goes on all year. As a group we editors probably attend well over 100 press conferences a year, and talk with literally hundreds of people representing manufacturers or producers at our office. We attend—and scour the exhibitions at—a score of shows including the NAHB show, the AIA convention, NEOCON, the CSI convention, West Week, Designer's Saturday. We're looking not just for new product information to pass on—but for good case-study applications. Like those featured in this issue: the way DMJM used ceramic tile on the exterior of a Los Angeles health clinic; the way architects HNTB used brick inside and out in their addition to the St. Louis Art Museum; the way The Luckman Partnership, in designing an office building for Warner Brothers in beautiful downtown Burbank, used—for the first time—curved reflective glass. This issue also includes a piece on the newest service from Sweet's—their new *Selection Data*, which offers objective, generic, product information. It includes over 850 pages of generic product information assembled in 20 major and separate product categories—and is intended to make those invaluable Sweet's Catalogs even more valuable.

And so, when all is said and done and proofread, we are proud of this Product Reports issue. May you find in this issue 100 solutions to your design and specification problems—and 100 fresh ideas you can use.


How to use this issue

This year, Product Reports is organized as usual on the 16-division UCI format. The page number of each division can be found on Contents pages 2 and 3. More information on any product or service in this issue can be easily obtained by using the Reader Service Inquiry Cards on pages 5 and 201. There are Circle Numbers for more information on the products in any advertisement; and for more information on any product or literature item in the editorial pages you simply need write in the number of the item in boxes provided on the Reader Service Inquiry Cards. Advertisers in this issue are indexed on page 197; companies whose products appear in the issue are indexed on pages 198-200. —Walter F. Wagner

COLORFUL CERAMIC TILE CREATES BOLD EXTERIOR ON HEALTH CENTER



Wayne Thom photos



The creative use of brightly colored ceramic tile on the exterior of the Roybal Comprehensive Health Center in East Los Angeles is an architectural response to the ethnic heritage of the neighborhood as well as for decorative purposes. Bands of various colors ring the building (photo middle right) and contrast with the reinforced concrete shell. Of special visual interest are intricately designed geometric patterns which also serve on one elevation to announce the entrance (drawing and top photo, and photo far right).

A new family practice health center has become a local symbol of ethnic cultural heritage in this predominantly Mexican-American East Los Angeles neighborhood. To strengthen the local inhabitants' identification with the structure, and thereby encourage people to use its services, the selection of brilliant, rich colors was thought by the architects to be appropriate since this is one of the most characteristic elements of Mexican decorative arts. Ceramic tile also seemed a natural material to specify because of its distinctive visual quality and color-intensive glazes, easy maintenance, and relatively low cost. As a result, the combination of color and materials have created a building with a striking presence in the neighborhood.

Glazed ceramic tiles in 11 colors cover 24,000 square feet; three of these colors are standard, with the remaining eight having custom glazes. The tiles are set in ribbons encircling the windowless, four-story structure (two levels of which are medical facilities, and two are parking floors). Broad bands run along the longest north and south elevations; and strong geometric, angled patterns were designed for the other elevations, particularly prominent on the facade (top left) focusing on the entrance.

A 300-foot-long frieze, also made of ceramic tiles, depicts scenes from the life of an 11th century Mixtec chieftain named Eight-Deer Ocelot-Claw. Gathered from pictographs in the Nutthall Codices (an historical painting done shortly before the Spanish Conquest), 99 scenes are reproduced three-and-one-half feet high, with motifs applied by hand in glazes of a dozen different colors.


While the interiors are planned in a straightforward manner, equally bold colors are carried throughout the corridors and service core as a circulation/orientation device; and softer colors delineate waiting and treatment rooms.

Ceramic tiles, with standard or custom glazes, were developed by Franciscan Ceramics, Inc., in Los Angeles. —Janet Nairn

EDWARD R. ROYBAL COMPREHENSIVE HEALTH CENTER, Los Angeles, California. Owner: Los Angeles County. Architects and engineers: Daniel, Mann, Johnson & Mendenhall—Anthony J. Lumsden, principal for design. General contractor: J.A. Steward Construction Company.



ARCHITECT-DESIGNED BRICK HIGHLIGHTS ADDITION TO ST. LOUIS ART MUSEUM




Hursley & Lark photos

As part of a grand and comprehensive program to upgrade all the facilities of the St. Louis Art Museum in Forest Park, architects Howard Needles Tammen & Bergendoff (HNTB) have recently completed a new addition that connects to the famous landmark Beaux-Arts structure designed by Cass Gilbert in 1904, and restored earlier by Hardy Holzman Pfeiffer Associates—HHP—(RECORD October 1978). The primary challenge for HNTB was to design what is essentially a modern office building adjoining the classical structure, within a strict budget. Their solution was a separate building, located just behind the museum on the site of an earlier 1950s building, and connected to the museum by only an underground corridor, and on grade level with a sculptural terrace/garden. The 52,000-square-foot structure steps away from the museum reaching four stories at its highest point in an attempt to make the whole southern elevation of the museum more visible. The auditorium of the 1950s building was the only portion retained in the new addition, which now serves for offices, storage, gift/book shop, classrooms and library.

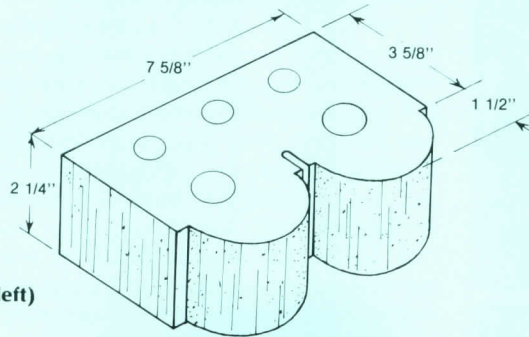
A special double-arched brick (drawing top right)—custom designed by HNTB and HHP, and manufactured locally by Beldon Brick Company—was used in three variations interspersed with standard brick to form textured spandrel bands. These horizontal strips are visually quite prominent, contrasting to dark solar bronze glass, while the buff grey color complements the masonry of the Gilbert-designed building. The brick was also carried into the interiors as facing for the walls of public spaces.

In recent years there has been a comeback in the wide use of masonry, for no longer is masonry more expensive than other materials. The selection of brick for this building once again demonstrates the kind of building products that the architects sought out in order to create a special visual statement. —Janet Nairn


ADDITION TO THE ST. LOUIS ART MUSEUM, St. Louis, Missouri. Architects: *Howard Needles Tammen & Bergendoff*. Art complex master planners: *Hardy, Holzman, Pfeiffer Associates*. Engineers: *Crawford & White Inc.* (mechanical); *Van & Vielse Inc.* (electrical). Landscape architects: *Zion & Breen Associates, Inc.* Consultants: *Richard Chaix* (fountain); *W. Milt Santee* (restaurant). General contractor: *Kloster Construction Co. and Kissel Construction Co.*




A double-arched brick designed by the architects, detailed in this isometric drawing, was used on both the exterior and interior as a unifying design element. Its visual effectiveness is most noticeable when viewed close-up, as seen in contrast to solar bronze glass (far left), and in the main corridor (below left) and waiting area (below right).



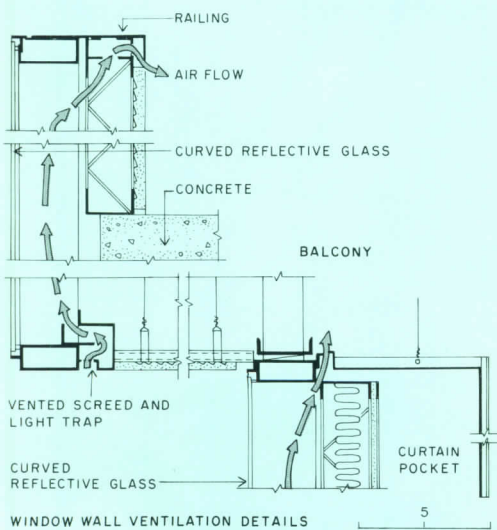
DETAIL - SPECIAL BRICK



GLASS CURTAIN WALL CREATES SLEEK IMAGE FOR WARNER BROTHERS OFFICE




exterior photos by Wes Thompson



All one need do is walk across West Olive Avenue from the front door of Warner Brothers' Burbank Studios to the front door of their newest office building to immediately sense the new commitment of this Warner Communications subsidiary, a direction that can perhaps be also broadly representative of the thrust of the Hollywood film industry towards a more dynamic corporate identity. This new, sleek mirror-glass building designed by The Luckman Partnership, Inc., not only literally reflects the Warner Brothers 1925 Mission-derivative corporate offices and studios, but is technically innovative in how it does so. Though it is the first multi-use complex to make extensive use of curved glass, more impressive is the fact that it is the first to use *curved* reflective glass. The glass skin is flush without visual interruption of conventional mullions—it appears as a tightly drawn wrapper around a package.

Because the building is located in a low-rise neighborhood with an interesting mix of film studios and single family residences, and fronts on a heavily trafficked street, the architects did not favor a high-rise structure, nor did they want on the tight site anything that "resembled a battleship." The result is a 325,000 square foot building, six-stories-high (of which the top three floors are offices, the other three levels above grade are parking, as well as a lower level). The architects tried to make the building visually less bulky in various ways. The massing is broken up through organization of elements into distinct, saw-tooth-shaped sections but with rounded edges to soften angularity; this form resulted partly from the irregular-shaped site and partly from interior functions. Open-air balconies provide visual indentations, and afforded user amenities as well. The structure was sheathed in 90,000 square feet of bronze reflective monolithic glass in both vision and opaque areas to further mask its size.

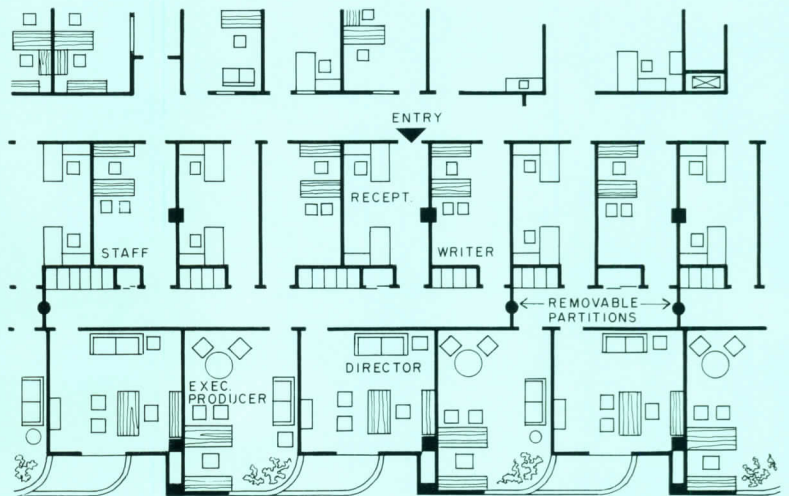
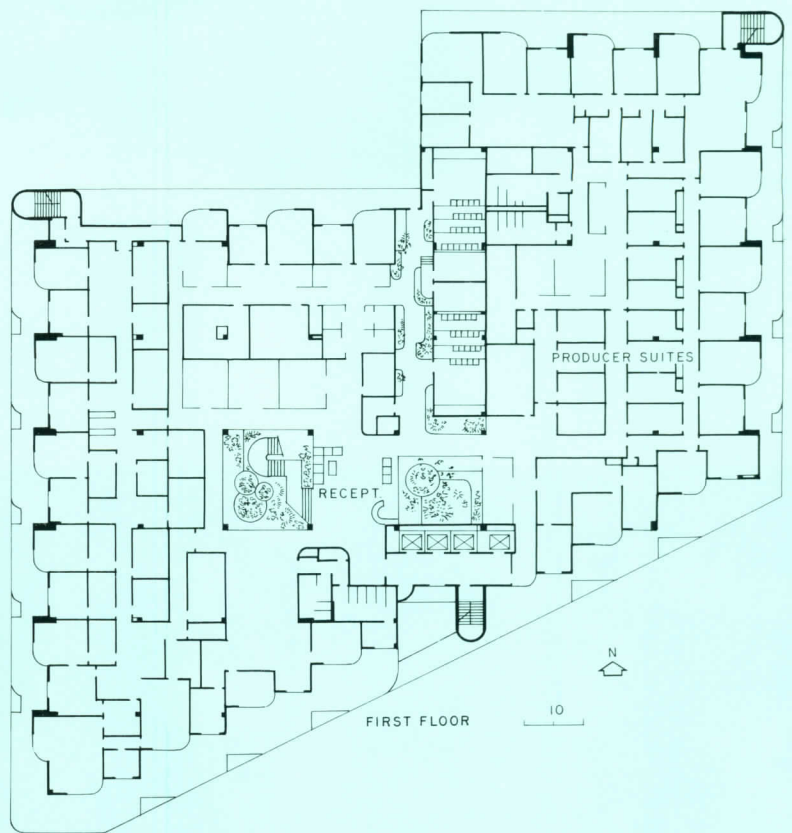
The reflective-glass curtain wall incorporates flat and radius-bent glass components set in horizontal and vertical setbacks, joined by silicone sealant employed in a special technique that eliminates the need for conventional mullions. The skin is remarkably free of visual distortion. (Pittsburgh Plate Glass Company supplied the flat plate glass; the California Glass Bending Company formed the curved units. And Flour City Architectural Metals Corporation erected the curtain wall and performed the glazing.)



Curved reflective (heat-strengthened) glass used on this Warner Brothers office in Burbank, California, was specially manufactured according to the architect's specifications. It is set flush without using conventional mullions. The detail (bottom left) shows venting space behind panels to minimize heat build-up.



The organization of the interiors is very responsive to the need for flexible space of the primary users, film-production staffs. A typical space-use pattern is: the production team starts small, increases as production progresses, and reduces again as work winds down. To accommodate this pattern, office suites can be created or changed at any time without moving large partitions. Both perimeter and inside windowless offices, located along a double corridor system, can be isolated (see plan) by simply snapping in prefabricated corridor-width panels. A typical circulation pattern for the visitor is to move from the central building core through an inside office with receptionist, secretary and pro-



duction staff assistant, to the secondary corridor, off which are the perimeter offices for production executives.


Through the commitment of the architect, client and manufacturers, what has been called a "striking advance" in curtain wall technology has helped to create a strong and striking architectural image — *Janet Nairn*

WARNER BROTHERS, INC., OFFICES, Burbank, California. Architects: *The Luckman Partnership, Inc.* — *James M. Luckman*, partner-in-charge; *Samuel M. Burnett*, project manager. Engineers: *Erkel, Greenfield & Associates, Inc.* (structural); *Levine/Seegel Associates* (mechanical); *Cohen & Pascoe, Inc.* (electrical); *Rogoway/Borkovetz Associates* (civil). Landscape architects: *Robert Herrick Carter & Associates*. Interior designers: *Milton I. Swimmer Planning & Design, Inc.* Consultants: *Leighton Orr* (glass); *Linscott Associates* (traffic/parking). General contractor: *Chanen Construction Co.*



Addition to Sweet's Catalogs offers generic product information

SELECTION DATA—a one-volume compilation of objective, generic product information—will be offered for the first time as part of the General Building Files of 1982 Sweet's Catalogs. Developed in conjunction with the American Institute of Architects and other major industry associations, it is intended to be a resource tool, along with manufacturers' information already in Sweet's, for the specifier during the critical process of product selection.—Janet Nairn



In this year of the 75th anniversary of Sweet's Catalogs, the company is making a significant move in its continuing approach to updating product information by installing *Selection Data* as part of the General Building Files. Generic product information in the past has often been difficult to find, and when discovered it was often unorganized. Sweet's has now done this work for the specifier, by assembling and organizing information in a systematic manner in 20 major product categories. The material has been specifically designed to enable the user to quickly find, evaluate and compare basic product types early-on during the design development and product selection stages.

Provided are: *evaluation charts* for a comparative overview of basic materials, their properties, and uses and limitations; *selection checklists* as step-by-step guides to the factors needed in making product decisions; *firms and products checklists* to steer the user directly into the manufacturers'

FLOORING: uses, types pre-selection diagram

Preliminary selection of the type of flooring will not be confined to considerations of in-service conditions and appearance only; substrate condition, availability of materials, cost and owner preferences will also be involved.

Listing of flooring types is intended as a general guide only. To indicate which types of floor inventory available might be used. Break-down by appearance considerations is arbitrary. Any type listed in either column could be used under the given in-service conditions.

SUITABLE FLOORING WHEN APPEARANCE IS AN IMPORTANT CONSIDERATION	IN-SERVICE CONDITIONS	SUITABLE FLOORING WHEN APPEARANCE IS A SECONDARY CONSIDERATION
<ul style="list-style-type: none"> resilient wood strip plank wood parquet stone tile 	<ul style="list-style-type: none"> light traffic no conditions occasional use of mild cleaning solutions 	<ul style="list-style-type: none"> monolithic concrete with or without surface treatment polished polyurethane
<ul style="list-style-type: none"> resilient wood strip plank stone 	<ul style="list-style-type: none"> light traffic heavy use of mild cleaning solutions 	<ul style="list-style-type: none"> monolithic concrete concrete topping polished polyurethane
<ul style="list-style-type: none"> resilient wood strip plank 	<ul style="list-style-type: none"> light to moderate traffic light conditions regular use of mild cleaning solutions resilient surface substrate sealed 	<ul style="list-style-type: none"> and resilient polished polyurethane tile marble
<ul style="list-style-type: none"> resilient wood strip plank stone 	<ul style="list-style-type: none"> heavy traffic light conditions occasional use of mild cleaning solutions 	<ul style="list-style-type: none"> concrete topping tile marble
<ul style="list-style-type: none"> resilient wood strip plank stone 	<ul style="list-style-type: none"> heavy traffic heavy use of mild cleaning solutions 	<ul style="list-style-type: none"> concrete topping
<ul style="list-style-type: none"> resilient wood strip plank stone 	<ul style="list-style-type: none"> heavy traffic heavy use of mild cleaning solutions 	<ul style="list-style-type: none"> concrete topping
<ul style="list-style-type: none"> resilient wood strip plank stone 	<ul style="list-style-type: none"> heavy traffic heavy use of mild cleaning solutions 	<ul style="list-style-type: none"> concrete topping
<ul style="list-style-type: none"> resilient wood strip plank stone 	<ul style="list-style-type: none"> heavy traffic heavy use of mild cleaning solutions 	<ul style="list-style-type: none"> concrete topping
<ul style="list-style-type: none"> resilient wood strip plank stone 	<ul style="list-style-type: none"> heavy traffic heavy use of mild cleaning solutions 	<ul style="list-style-type: none"> concrete topping

FLOORING: installation description diagram

POSSIBLE ASSEMBLY COMPONENTS	ASSEMBLY TYPES INTERNAL	SELF-BONDING	BONDED	SLIP-PLANE
<ul style="list-style-type: none"> surface finished concrete only 	<ul style="list-style-type: none"> flooring seamless 	<ul style="list-style-type: none"> all types except rigid plastic adhesive 	<ul style="list-style-type: none"> all types except rigid plastic adhesive 	<ul style="list-style-type: none"> all types except rigid plastic adhesive
<ul style="list-style-type: none"> bedding 			<ul style="list-style-type: none"> mortar adhesive 	<ul style="list-style-type: none"> building paper plastic rigid board adhesive
<ul style="list-style-type: none"> SLIP-PLANE GRAND MOISTURE BARRIER 			<ul style="list-style-type: none"> mortar adhesive 	<ul style="list-style-type: none"> building paper plastic rigid board adhesive
<ul style="list-style-type: none"> bedding 			<ul style="list-style-type: none"> dry shrinkage thermal expansion deflection 	<ul style="list-style-type: none"> dry shrinkage thermal expansion deflection
<ul style="list-style-type: none"> SUBSTRATE INTERNAL FORCES AFFECTING FLOORING 	<ul style="list-style-type: none"> dry shrinkage thermal expansion deflection 	<ul style="list-style-type: none"> dry shrinkage thermal expansion deflection 	<ul style="list-style-type: none"> dry shrinkage thermal expansion deflection 	<ul style="list-style-type: none"> expansion deflection

EXTERNAL FACTORS AFFECTING FLOORING: when above grade: moisture migration, alkalis, water vapor; when below grade: moisture migration, alkalis, water vapor.

REMARKS:

- INELASTIC FLOORING:** Materials such as stone, damascus and burned clay units require a substrate that is:
 - firm, level and sound
 - dimensionally stable under normal service
 - free of excessive deflections
- Resilient flooring materials are weak in resisting lateral stresses, any movement in the substrate may also stress the flooring, especially when self bonding.**
- To minimize the possibility of cracking, poured in place lean cast flooring may be placed over a slip plane as an independent layer of thickness sufficient to resist all superimposed loads.**
- Inelastic materials may be used over wood or steel framed assemblies. Deflections are large within safe limits.**
- Wood will tolerate relatively large deflections, especially when nailed.**
- Resilient flooring requires a firm, level, sound, and dimensionally stable substrate. However, high shrinkage cracks, developing before the installation, will generally not affect it.**
- Seamless flooring is directly bonded to the substrate. Though able to accommodate larger deflections than the elastic types, they split or crack developing in the substrate after flooring is installed.**
- MOVEMENT:** Vapors in use affected by shrinkage cracking and deflections in the substrate.
 - Thermal expansion/contraction of resilient flooring materials will affect such materials as slip only concrete, especially when the substrate will not contract.**
 - Differential Movement:** may lead to concrete delamination, floor cracking, and other conditions.
 - Moisture:** Moisture within the substrate during installation may prevent proper bonding of most types of flooring materials.
 - Moisture migrating through the substrate will affect most types of flooring.**
 - Wood:** must be protected from moisture entering of floor or through the substrate.
 - Resilient:** some types are not recommended for use in damp locations, such as over concrete slabs.
 - Slip-plane:** slip plane units may cause moisture through the slip can be effectively prevented.
 - Seamless:** slip plane units may cause moisture through the slip can be effectively prevented.
 - Moisture:** Moisture within the substrate during installation may prevent proper bonding of most types of flooring materials.
 - Moisture migrating through the substrate will affect most types of flooring.**
 - Wood:** must be protected from moisture entering of floor or through the substrate.
 - Resilient:** some types are not recommended for use in damp locations, such as over concrete slabs.
 - Slip-plane:** slip plane units may cause moisture through the slip can be effectively prevented.
 - Seamless:** slip plane units may cause moisture through the slip can be effectively prevented.

information in Sweet's catalogs; and *information sources*—associations, government agencies, and regulatory agencies publishing pertinent information as well as industry standards. (An example of how to use *Selection Data* is outlined below.)

Selection Data was first developed in 1978 by Sweet's in conjunction with the American Institute of Architects and other industry associations in response to the expressed need by construction professionals for a single source of unbiased generic product information. Within the last two years, this information was sold as a two-volume set, separate from Sweet's, and 9,000 professional firms have been using it. Now that it will be incorporated into the 1982 Sweet's version, the information has been again updated and expanded.

An example of how to use *Selection Data* is outlined below. In the selection of flooring, steps 1-5 briefly explain the process from "requirements and characteristics diagram" to flooring "firms and products" shown in catalog pages (right).

Step 1: Thinking of the space to be floored, identify the resulting service conditions and performance characteristics required.

Step 2: Keeping service conditions and type of substrate in mind, review the general types of flooring that may be suitable for the space.

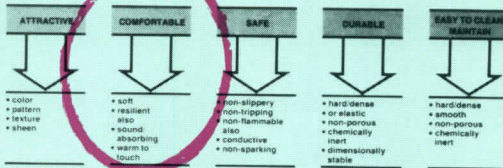
Step 3: Now review the specific flooring types available, their relative cost and the detail-use conditions for which they are suitable. Identify the two or three best choices. Read the selection checklist for further guidance.

Step 4: Review in detail the performance characteristics of the flooring still under consideration. Keeping this information in mind. . .

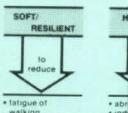
Step 5: Look-up the manufacturers' catalogs in Sweet's that offer the specific products you have tentatively selected. Make your final selection from the catalogs, using all the knowledge gained from *Selection Data* to help evaluate the information provided.

FLOORING: requirements, characteristics description diagram

EVALUATE PERFORMANCE REQUIREMENTS AND ASSIGN PRIORITIES



SELECT FLOORING CHARACTERISTICS FOR BEST FIT WITH YOUR PROJECT



FLOORING: uses, types pre-selection diagram

Preliminary selection of the type of flooring will not be confined to considerations of in-service conditions and appearance only. Substrate condition, availability of materials, cost, and purely personal preferences should also be considered.

Listing of flooring types is intended as a general guide only to indicate which types of those commonly available might be selected. Break-down by appearance considerations is arbitrary; any type listed in either column could be used under the given in-service conditions.

FLOORING: types, uses evaluation chart

• denotes common usage or suitability
 ◊ denotes possible or limited usage or suitability

TYPE
STONE
MARBLE
SLATE
GRANITE
CEMENTITIOUS
CONCRETE, MONOLITHIC
CONCRETE TOPPING
TERRAZZO
MAGNESITE OXYCHLORIDE
BURNED CLAY
FLOOR BRICK
CERAMIC TILE
QUARRY TILE
RESILIENT
SHEET, LINOLEUM
SHEET, RUBBER
SHEET, VINYL
TILE, RUBBER
TILE, VINYL
TILE, VINYL-ASBESTOS
TILE, CORK
TILE, ASPHALT

SUITABLE FLOORING WHEN APPEARANCE IS AN IMPORTANT CONSIDERATION	IN-SERVICE CONDITIONS	SUITABLE FLOORING WHEN APPEARANCE IS A SECONDARY CONSIDERATION
• resilient • wood strip plank • carpeting • linoleum • quarry tile • ceramic tile	1 • light traffic • dry conditions • occasional use of mild cleaning solutions	• monolithic concrete • concrete topping • magnesite oxychloride
• resilient • wood strip plank • carpeting • linoleum • quarry tile • ceramic tile	2 • light traffic • frequently wet conditions • occasional use of mild cleaning solutions	• monolithic concrete • concrete topping • both with non-slip finish
• resilient • wood strip plank • carpeting • linoleum • quarry tile • ceramic tile	3 • light to moderate traffic • wet conditions • frequent use of strong cleaning solutions • chemically active substances spilled	• acid resistant • acid resistant concrete • sealers
• resilient • wood strip plank • carpeting • linoleum • quarry tile • ceramic tile	4 • heavy traffic • dry conditions • occasional use of mild cleaning solutions	• concrete topping • wood, sand and • stone • stone, granite
• resilient • wood strip plank • carpeting • linoleum • quarry tile • ceramic tile	5 • heavy traffic • frequently wet conditions • occasional use of mild cleaning solutions	• concrete topping • sealers
• resilient • wood strip plank • carpeting • linoleum • quarry tile • ceramic tile	6 • heavy traffic • frequently wet conditions • freezing temperatures	• concrete topping
• resilient • wood strip plank • carpeting • linoleum • quarry tile • ceramic tile	7 • heavy traffic • light to moderate traffic • wet conditions • occasional use of mild cleaning solutions	• acid resistant • acid resistant concrete • sealers • some of all types
• resilient • wood strip plank • carpeting • linoleum • quarry tile • ceramic tile	8 • heavy traffic • wet conditions	• acid resistant • acid resistant concrete • sealers

RESILIENT FLOORING: types, properties evaluation chart

• denotes use, availability or requirement
 ◊ denotes optional use or requirement
 ■ denotes good resistance
 □ denotes fair resistance
 na: information not available

FLOORING TYPE	SIZE, width x length in feet for sheet in inches for tile	OVERALL GAUGE, total thickness	WEAR LAYER GAUGE, thickness of wearing surface	TENSILE STRENGTH (PSI)	COST PER SQUARE FOOT, based on 1/4" thickness	IDENTIFICATION NUMBER	FLAME SPREAD RATING	SMOKE DENSITY
SHEET								
LINOLEUM	Width 6, 12, 15 to 125	065 to 085	022 to 085	na	na	75	1.5	na
RUBBER	Width 3 to 6 to 10 to 188	080 to 188	094 to 667	580 to 300	270 to 300	200	5.3	75
VINYL COMPOSITION	Width 6, 12 to 10 to 090	070 to 125	012 to 125	993 to 134	134 to 41	215	1.4	41
VINYL HOMOGENEOUS	Width 6, 9, 12 to 100	071 to 188	020 to 188	1,900 to 300	200 to 1.1	45 to 425	1.1	45
TILE								
LINOLEUM	9 x 9 to 9 x 12 to 125	065 to 125	022 to 085	na	na	75	1.5	na
RUBBER	9 x 9 to 9 x 12 to 125	080 to 125	080 to 667	580 to 300	270 to 300	200	5.3	75
VINYL COMPOSITION	9 x 9 to 9 x 12 to 18 x 18	090 to 150	012 to 035	993 to 134	134 to 15	215	1.4	15
VINYL HOMOGENEOUS	9 x 9 to 9 x 12 to 12 x 12	070 to 090	025 to 125	1,900 to 300	200 to 1.1	45 to 425	1.1	45
VINYL-ASBESTOS	9 x 9 to 9 x 12 to 12 x 12	080 to 125	094 to 125	na	na	25 to 75	3.1	35
VINYL FACED CORK	9 x 9 to 9 x 12 to 12 x 12	125 to 128	02	na	na	75 to 190	.82	na
CORK	6 x 6 to 26 x 36	188 to 313	na	na	na	75	.53	na
ASPHALT	9 x 9 to 18 x 18	125 to 187	na	na	na	25 to 1.1	75	na

FLOORING: cementitious, by firms & products

• denotes presence of information but not its extent or adequacy

SWEET'S CODE

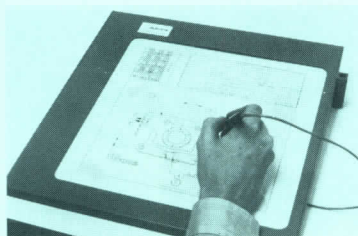
9.18.A1	American Olean Tile Co.
9.18.A2	Atlas Minerals & Chemicals Inc.
9.18.B1	Shep Brown Associates, Inc.
9.18.B2	Buchtal Corp. U.S.A.
9.18.C1	Ceramo Ind. (Canada) Ltd.
9.18.C2	Custom Building Products
9.18.C3	Dallas Ceramic Co.
9.18.C4	Design Technics Ceramics, Inc.
9.18.E1	Elon, Inc.
9.18.F1	Florida Tile
9.18.F2	Franciscan Ceramics, Inc.
9.18.G1	Gall International Corp.
9.18.H1	Impo Glaztile, Inc.
9.18.L1	Concrete International, Inc.
9.18.L2	L & M Stone Mfg. Inc.
9.18.M1	Marazzi Ceramiche
9.18.M2	Maripolitan Ceramics
9.18.M3	Mid State Tile Co.
9.18.M4	Monarch Tile Mfg. Inc.
9.18.O1	Quality Marble & Tile Distributors, Inc.
9.18.R1	Ro-Tile, Inc.
9.18.S1	Structural Stoneware
9.18.S2	Summitville Tiles, Inc.
9.18.U1	U.S. Ceramic Tile Co.
9.18.V1	The Upco Co.
9.18.V2	Villeroy & Boch, Inc.
9.18.W1	Winburn Tile Mfg. Co.
9.19	
9.19.F1	H. B. Fuller Co.
9.19.M1	Manhattan Amer. Div. So. Stone Ind. Inc.
9.22	
9.22.C1	Congoleum Corp.
9.22.F1	Fritz Chemical Co.
9.24	
9.24.A1	Allegheny Installations
9.24.S1	Selby, Battersby & Co.

uci 1


office supplies and equipment



1



2




3

COMPUTERS

1 REMOTE PLOTTING / Versatec's "444" remote plotting work station performs remote job entry, electrostatic plotting/printing and graphics manipulation functions: scaling, rotation, mirroring, windowing. Work station is compatible with both *Versaplot* and IBM software. / Versatec, a Xerox Co., Santa Clara, Calif.

2 GRAPHICS STATION / A new option for the "CC-80" graphics work station, a tablet that incorporates a pen stylus, provides enhanced versatility for cursor control and data input. / Auto-Trol Technology Corp., Denver, Colo.


3 FACILITIES PLANNING / For space management and facilities planning, the *SpaceMan* software system is said to combine features previously unavailable in a single system. User-oriented and based on a desk-top *Tektronix* computer, the program can enter floor and site plans, locate furniture and equipment, and produce drafting-quality drawings at any scale. / Iconica Inc., Oakland, Calif.



4



5



6


4 REMOTE TERMINAL / The "120R" work station allows the full power of Calma graphics systems to be located almost anywhere: a virtually limitless number of terminals can be added to the interactive graphics system with no loss of computing power or speed. / Calma Co., Santa Clara, Calif.

5 CADD SYSTEM / Said to be a cost-effective computer-aided design and drafting tool, the "Sigmagraphics II" is a 2-D and 3-D system which automatically dimensions drawings, provides isometric and perspective views, and has full text handling capabilities. It has been installed in architectural firms from two people to 80. / Sigma Design Inc., Englewood, Colo.


6 COMPUTER SYSTEM / The HP 125 computer, a new low-cost office computer, is ideal for use in architectural firms. It combines the features of a word processor, computer terminal, financial calculator, and graphic work station in one desktop system. / Hewlett Packard, Palo Alto, Calif.



7



8



9


7 COMPUTER GRAPHICS / The *Touch 'N Draw* design and drafting system can develop production drawings, estimates and presentations. Turn-key systems, requiring no previous computer experience, range in price from \$53,000 to \$104,000. System illustrated is priced at \$82,000. Five-year leases are available / Arrigoni Computer Graphics, San Jose, Calif.

8 COMPUTER-AIDED SYSTEM / The *EasyDraf* computer-aided system offers significant productivity increases over manual drafting methods. Within three months, drafters can raise output from three to 20 times, depending upon the type of project involved. / AM Bruning, Itasca, Ill.


9 PERSONAL COMPUTER / This expandable, low-cost computer system for home or office features a memory capacity up to 262,144 characters, color/graphics capabilities, and a high-speed microprocessor. The computer can be connected to color or black and white screens. / IBM Corporation, Boca Raton, Fla.

COMPUTERS
INFORMATION SYSTEMS
MAINTENANCE/OPERATIONAL
EQUIPMENT
OFFICE MACHINES
OFFICE SUPPLIES
REPRODUCTION EQUIPMENT


*In 1982 Sweet's Catalog File (s): General Building (GB); Light Residential Construction (LRC); Engineering (E); Interiors (I); Industrial Construction & Renovation (ICR) †First time in Sweet's.



10



11



12

INFORMATION SYSTEMS

10 ACOUSTICAL TESTING / A number of architectural and engineering services are offered by an independent facility specializing in consulting, testing and monitoring. The firm's acoustical analysis laboratory evaluates open-plan furnishings, acoustical ceiling and sound masking systems. / Intest Laboratories, Inc., St. Paul, Minn.


11 CONTROL BOARD / The Omni-Board is an 8 $\frac{1}{4}$ -in. by 11-in. plastic sheet grooved every $\frac{1}{4}$ -in. The lightweight board can be easily photocopied and the job cards are easily transferable. / Raymond Nicholas Advertising, North Plainfield, N.J.

MAINTENANCE/ OPERATIONAL EQUIPMENT


12 DRAFTING SYSTEM / The modular VR 20 Drafting System combines with a matching reference desk, bookcases, or custom drawer arrangements for an organized work area. Bright accent colors and brushed chrome framing are available. / American Hamilton, Two Rivers, Wisc.



13



14




15

OFFICE MACHINES


13 PROJECTOR / The Artograph DB 300 Direct Table-Top Projector is a lightweight, economical unit, which attaches to any drawing table and projects down directly onto the work surface. It projects in color, opaque copy, three-dimensional objects, slides and transparencies. / Artograph, Inc., Minneapolis, Minn.

14 TAPE LETTERING / The Kroy "XL" machine creates "type on tape" lettering, on a number of tapes from $\frac{1}{2}$ - to 2-in. high. / Kroy Industries, Inc., Graphics Div., St. Paul, Minn.


15 LETTERING MACHINE / An electronically controlled, portable machine, the "Kad II Auto Draw" draws characters, symbols, etc. with liquid ink onto any surface. Unit consists of a plotter, controller and template module. / Koh-I-Noor Rapidograph, Inc., Bloomsbury, N.J.



16



17



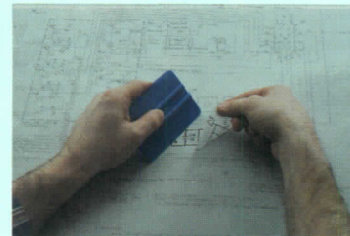
18

OFFICE SUPPLIES

16 GRAPHICS STORAGE / A single-sheet vertical filing system, the "MasterFile 2" meets the special storage requirements of vellum, linen and film original graphics. Pre-punched, self-adhesive carrier strips allow multiple size documents, up to 48-in. wide, to be hung from the pin and post system. / Plan Hold Corp., Irvine, Calif.

17 DRAWING PENCIL / Said to be the world's only non-stop pencil, the "TK-matic" fineline instrument has a pump-action device, which automatically advances the 0.5mm lead as the pencil is used. Pencil is available with all-metal or black barrel, priced at \$35 and \$25, respectively. / FaberCastell Corp., Newark, N.J.

18 DRAFTING TABLE / *Futur-Matic* tables feature finger-tip controls for automatic tilt angle and top height adjustments, from horizontal to 90 deg or from 30- to 50-in. in height. Top sizes range from 48- to 72-in. / Mayline Co., Inc., Sheboygan, Wisc.



19



20



21

19 CUSTOM APPLIQUES / A new service offered to architects and engineers, custom titleblocks, symbols of designs can be silk-screened onto Saga *Stikybak* one-mill film. Custom-printed formats as well as a full line of drafting supplies are also available. / Saga Div. of Dade, Inc., Minneapolis, Minn.

20 DRAFTING TABLE / The redesigned "PlanMaster Plus" table has a new non-glare top, stiffer top construction, and new colors for base and accessories. The drawing surface has 13 pre-set angles—flat to 60 deg—and may be adjusted without resetting drafting equipment. / Plan Hold Corp., Irvine, Calif.

REPRODUCTION EQUIPMENT

21 DIAZO TABLE / A useful "Stowaway" accessory table, color-coordinated with all Diazit copying machines, is now offered as an option with any of this maker's old or new table-top copiers. With the copier, it forms a compact, mobile reproduction center. / DiAZIT Co., Inc., Youngsville, N.C.


For more information, circle item numbers on Reader Service Inquiry Card, pages 5, 201

OFFICE EQUIPMENT



ADHESIVE APPLIQUES / A brochure introduces custom formats into a line of pressure-sensitive appliques for A-E's drawings. Sheets described in the publication are available in several sizes and on a wide variety of vellums and Mylars. Details and symbols are for use on floor plans, diagrams, bills of material, heating/ventilating diagrams. ■ Stanpat Products, Inc., Port Washington, N.Y.

circle 3000 on inquiry card



COMPUTER SOFTWARE / The "Spaceman" is a computer software system for the planning, management and administration of offices, plants and other industrial facilities. An 8-page brochure describes system functions, which include design, administration and space allocation. "The Spaceman" generates two- and three-dimensional drawings. ■ Iconica, Inc., Oakland, Calif.

circle 3001 on inquiry card



CAD/CAM SYSTEM / A 12-page booklet presents a line of computer-aided design and manufacturing systems. The manufacturer offers systems for use in the design and layout of microelectronics, for drafting and mechanical design and a number of other applications related to all segments of the construction industry. ■ Calma Co., Santa Clara, Calif.

circle 3002 on inquiry card



GRAPHIC ART AIDS / Over 200 additions to a line of "Format & Formaline" pressure-sensitive art aids are introduced in "Catalog No. 7" now available from the manufacturer. Included are 143 sheets in the new line, displaying new lettering styles, borders, symbols, ornaments and shading mediums. ■ Graphic Products Corp., Rolling Meadows, Ill.

circle 3003 on inquiry card




3-D LAYOUT PLANNING / A four-color brochure introduces the "Modulex Layout Planning" system, with which models can be constructed without the use of glue, scissors and other tools. The system is a sophisticated *Lego* set; in addition to the traditional *Lego* components are also large *Lego* boards, furniture, perforated foil in 12 colors and title markings. ■ Vue-Fax, Inc., W. Babylon, N.Y.

circle 3004 on inquiry card




COMPUTER ANALYSIS / A foldout brochure introduces a computer service which evaluates the potential energy cost savings that can be achieved by retrofitting the walls of industrial and commercial buildings. The publication documents a case history in which a company realized a \$140,000 savings in heating costs the first year. ■ H.H. Robertson Co., Pittsburgh, Pa.

circle 3005 on inquiry card




LAYOUT PLANNING / A two-volume book, called Systematic Planning of Industrial Facilities, offers a "total approach" to planning an industrial plant. The publication costs \$80.00. ■ Management and Industrial Research Publications, Kansas City, Mo.

circle 3006 on inquiry card



TANK INSTALLATION / A new techniques manual offers complete guidelines for proper installation of underground *Fiberglas* reinforced plastic storage tanks. ■ Owens-Corning Fiberglas Corporation, Toledo, Ohio.

circle 3007 on inquiry card




ANCHORING SYSTEM / A 6-page foldout features the "Carboloy" resin anchoring system, designed for strengthening old stone or concrete structures, highway and bridge construction and a variety of other structures. Charts summarize resin anchorage strength, volume requirements and cure time. ■ General Electric, Houston, Tex.

circle 3008 on inquiry card




SITE FURNITURE / A series of brochures introduces additions to the manufacturer's collection of planters, benches and accessories. These modular units, made of bonded wood or bonded bronze, are described with copy and dimensional drawings. Color photographs show a variety of installations. ■ Forms & Surfaces, Santa Barbara, Calif.

circle 3009 on inquiry card



TREE GRATES / A 24-page publication shows a line of cast-iron tree grates for use in malls and street plantings. Over 60 size and design variations are available, many of which are shown. The grates are available in square, round, oval and octagonal shapes, offering a wide range of decorative looks; special custom designs are also offered. ■ Neenah Foundry Co., Neenah, Wis. GB*

circle 3010 on inquiry card



HYDRAULIC MULCHING / The ease of applying one-step hydraulic mulching is emphasized in a foldout brochure. The text discusses other advantages to using this system, particularly when a large area is to be covered. Four-color photographs show the mulch, which includes the manufacturer's Hydro Mulch® fibers. ■ Conwed Corp., St. Paul, Minn.

circle 3011 on inquiry card




SITE FURNISHINGS / A color brochure presenting the manufacturer's line of wood site furnishings is available. The products cataloged include trash receptacles, benches, planters, and a variety of other interior and exterior furnishings. The brochure contains product descriptions, specifications and ordering information. ■ Sitecraft by Rosenwach, Inc., Long Island City, N.Y. GB, I*

circle 3012 on inquiry card



PARKING AREA PLANNING / "How to Plan Parking Areas" is a short guide which provides step-by-step instructions on how to lay out a lot. Scaled templates are provided for drawing 30 to 90 deg stall angles. Also included: drawings for entry and exit control systems, dimensions for ramp, and driveway design. The booklet costs \$3.00. ■ Security Products, Hinsdale, Ill.

circle 3013 on inquiry card




WOOD FOUNDATION / A revised guide to the American Plywood Assn.'s "All-Weather Wood Foundation" describes each component of the system, and details its installation step-by-step. Tables and charts explain minimum structural requirements and soil variations. ■ American Plywood Assn., Tacoma, Wash.

circle 3014 on inquiry card

*In 1982 Sweet's Catalog File (s); General Building (GB); Light Residential Construction (LRC); Engineering (E); Interiors (I); Industrial Construction & Renovation (ICR) †First time in Sweet's.

sci 2

site work



34



35



36

FOUNTAINS & POOLS

34 FOUNTAINS / This multi-jet water display in front of the Crystal Cathedral in Garden Grove, Calif., is a recent example of the custom architectural fountains designed, manufactured and installed by Kim Lighting. / Kim Lighting, City of Industry, Calif.

LANDSCAPING

35 HYDRAULIC MULCHING / *Conwed Hydro Mulch* is often used for turf establishment at building sites. The process requires a one-step application of seed, fertilizer and *Hydro Mulch* fibers. / Conwed Corp., St Paul, Minn.

PAVING & SURFACING


36 STREET PAVERS / Crosswalk pavers installed on Avenue D in Brooklyn, N.Y., use black and white Interlock units for high visibility. Also available in several earth tone colors, pavers have chamfered top edges to provide a smooth walking surface. / Interlocking Paving Manufacturers Assn., Great Neck, N.Y.



37



38



39


37 CONCRETE PAVING / One of a series of new concrete paving designs from *Bomacron*, this slate texture is laid in an ashlar pattern. Textures are imprinted onto the surface of freshly placed concrete with special tools. / Bomanite Corp., Palo Alto, Calif. GB, LRC, E *

RECREATIONAL FACILITIES


38 FITNESS COURSE / The *Fit-Trail* outdoor exercise and conditioning system has been re-designed to offer an improved total fitness approach, more versatile exercise apparatus, and a more attractive course. One of 20, Station 7 (shown here) illustrates the timber construction of the equipment and new white-on-blue instructional signage. / SouthWood Corp., Charlotte, N.C.

SITE DRAINAGE

39 TRENCH DRAIN / The "Channel Slope" precast drain is a modular system made from polyester or vinylester resins, highly resistant to corrosive materials. / ACO Drain, Inc., Cleveland, Ohio.



40



41



42

SITE FURNISHINGS

40 PLAY FORMS / Free-form playground sculpture includes climb-on camels, a turtle and a porpoise, play-wall and castle, and the "moonhouse" shown here. Forms are made of smooth-surfaced reinforced concrete permanently colored with metallic oxides. / Wausau Tile, Wausau, Wis.

41 SITE FURNITURE / The "Trestle Group" of benches, tables, kiosks, and trash receptacles is said to work as well in traditional, downtown renovation areas as in contemporary malls and atriums. / Landscape Forms, Inc., Kalamazoo, Mich. GB*

42 CONTOUR BENCH / Model "2140" bench combines kiln-dried Douglas fir timbers with a steel support base, in lengths of 6-, 8-, and 10-ft. Bench can also be ordered for complex inside or outside corner installations. Prices start at \$305. / Columbia Cascade Timber Co., Portland, Ore. GB*

FOUNTAINS & POOLS
LANDSCAPING
PAVING & SURFACING
RECREATIONAL FACILITIES
SITE DRAINAGE
SITE FURNISHINGS
SOIL TREATMENT



43



46




49



52




44




47



50



53




45



48



51



54

43 TREE GRATES / Made of concrete in Natural gray and Goldenrod colors, four 24-in. "quads" form a protective and decorative tree surround. Grates are sand-set at lower sub-grade than other paving stone or block materials to give a flush, finished grade installation. / Wausau Tile, Wausau, Wisc.

44 PARK BENCH / Neo-classic *TimberForm* cast iron and hardwood bench weighs nearly 300 lb, rugged enough for urban parks and transit malls. Cast ends come in a variety of colors or electroplated. Unit price: \$495. / Columbia Cascade Timber Co., Portland, Ore. GB*

45 TRASH RECEPTACLE / Constructed of heavy-duty gel-coated plastic with solid oak accent panels, contemporary ash/trash receptacles come in nine standard colors. Custom design and coloration available. / Woodcrafters of Florida, Inc., Jacksonville, Fla. GB*

46 STREET FURNITURE / A series of benches, other seating units, and tables are constructed of steel tubing and wire mesh. Metal has a long-lasting dipped plastic finish said to withstand heavy use. / Forms & Surfaces, Santa Barbara, Calif. GB, I*

47 MARBLE FURNITURE / Designed for large architectural spaces, modular bench slabs and ends, tables, planters and smoking urns are made of marble or travertine. / Forms & Surfaces, Santa Barbara, Calif. GB, I*

48 TABLES / Installed here in an alcove with wall-mounted benches, the "Regency" table has border members of dressed 3½- by 3½-in. redwood. Pedestal-mounted table measures 36-in.-square. / Sitecraft by Rosenwach, Inc., Long Island City, N.Y. GB, I*

49 BICYCLE SECURITY / *Rack III* high-security racks have three epoxy coated steel bars that protect bicycle frame and both wheels. User's padlock fits into a see-through cage that protects the lock against prying and bolt cutters. / Rack III Bicycle Racks, Oakland, Calif.

50 SEATING / "Columbus Circle" stools are 18-in. in diameter, constructed of 2- by 6-in. California redwood, or other species if desired. Steel pedestals may be installed on the surface, subslab or embedded. / Sitecraft by Rosenwach, Inc., Long Island City, N.Y. GB, I*

51 BICYCLE SECURITY / A two-component unit, "Model RR300" offers "roll in-roll out" convenient security for bicycle frame and both wheels. New features include a heat-fused polyester coating, rolled edges and added mounting hardware. / Rally Enterprises Inc., Sonoma, Calif. GB*

52 CIRCULAR BENCHES / Supported by two steel pedestals or brackets per section, redwood benches can be installed in a full circle—as here around trees—or in separate curved segments. / Sitecraft by Rosenwach, Inc., Long Island City, N.Y. GB, I*

53 TREE GUARDS / Available in several designs, fabricated steel guards bolt to tree grates to provide protection for young trees. Also available "Rustic Red" prime-coated or asphalt-coated. / Neenah Foundry Co., Neenah, Wisc. GB*

SOIL TREATMENT

54 SOIL CONDITIONER / *Sof'n Soil* gypsum is a soil conditioner that loosens tightly compacted soil, allowing water and essential nutrients to reach the roots. *Sof'n Soil* is completely natural, non-caustic, non-toxic and safe for plants, pets and people. Gypsum contains calcium and sulfur and won't appreciably alter the soil pH. / U.S. Gypsum Co., Chicago, Ill.

practically perfect...

Too often architects, interior designers, and specifiers have to choose between aesthetics and practicality. It's a tough choice. And the result is usually a lot less than perfect.

We don't think you should have to settle. Sitecraft planters, benches, receptacles and planter benches offer both strength and beauty. There's an

almost endless selection of stock sizes (seventy eight in square planters alone) plus custom sizes that can be produced to your precise specifications. Each is crafted from thick, clear redwood, cedar or mahogany and reinforced with galvanized steel for extra strength and durability. The fact is they're practically indestructible. The elegant, natural

geometry of our designs make Sitecraft products a perfect companion with any architectural or decorative style! In fact, people have always loved the warm, familiar feel of crafted wood.

Don't settle for anything less than Sitecraft.

For information on any Sitecraft product call toll free (except in N.Y. State)


1-800-221-1448

All Sitecraft products are shipped fully assembled, finished and ready for installation.

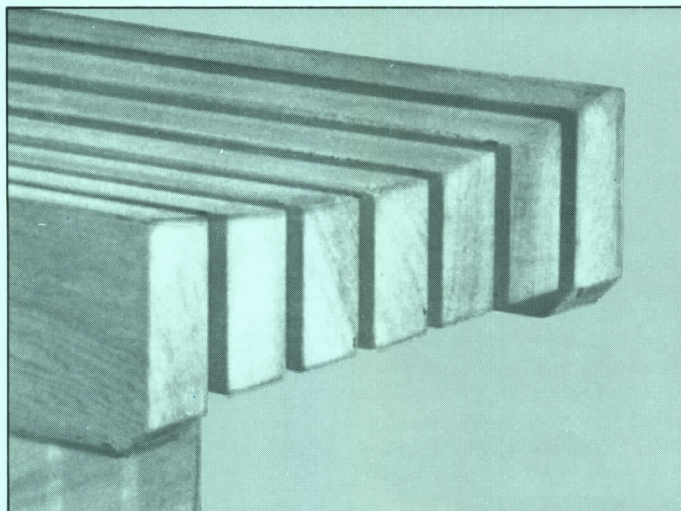



40-25 Crescent Street
Long Island City, NY 11101
(212) 729-4900

Half Round Planters (Style HR)



Square Planter (Style S)



Contour Bench (Style BC)



Round Trash Receptacle (Style RT)

sitecraft


Circle 1010 on inquiry card

uci 3

concrete



67



68



69

CAST-IN-PLACE CONCRETE

67 COMPOSITE STRUCTURE / A labor-saving method of multi-level construction, the *ECOMBOFRAME* composite structural system consists of poured-in-place structural floor. The superstructure is about 50 per cent lighter in weight than conventional concrete frames, and eliminates much of the need for shear walls. Application pictured: Harbor Towers, Portsmouth, Va.; Cossutta & Assoc., architects. / Ecombro[®] Systems Inc., Baltimore, Md.


CONCRETE ACCESSORIES

68 CONCRETE ACCESSORIES / To implement this manufacturer's Tremix Concrete Vacuum Dewatering System for high-density, high-strength floor slabs, a compact vacuum pump, suction mats and patented filter pads have been added. / Linden-Alimak Inc., Bridgeport, Conn.


69 CONCRETE FINISHER / A concrete finisher that will fill, seal, level, texture, and finish masonry surfaces is called "Concrete finisher." The product becomes a part of the surface. / Tamms Industries Co., Itasca, Ill.



70



71



72

70 TEXTURED FINISH / A new method of finishing concrete with an overall-textured surface is now available from this manufacturer. With the new technology, called *BOMACRON*, pattern and texture are imprinted on the entire colored concrete surface of paving or flooring. / Bomanite Corp., Palo Alto, Calif.

71 COURT WALL FINISH / The *Sure-wall* surface bonding cement system is recommended for racquet and handball courts indoors and out: it produces a smooth, monolithic wall that resists suction and impact. Play off the *Sure-wall* is said to be true and fast, with improved ball control. / Surewall Producers Council, Charlotte, N.C.

72 REBAR CUTTER / The "Diamond DC-19" cutter can cut number 6 rebar in less than five seconds. Its electric motor actuates a hydraulic cylinder which produces a cutting pressure of over 15 tons. The tool weighs only 25 lb, and is portable for use on job-site locations. / Benner-Nawman, Inc., Pleasant Hill, Calif.



73



74



75

CONCRETE FORMWORK

73 FORM LINERS / The *Lasco Form-liner* will now be available in northern MidWest and Eastern states. These fiberglass reinforced liners are said to be ideal for adding pattern and texture to tilt-up, precast or cast-in-place concrete. / Preco Industries Ltd., Plainview, N.Y.

CONCRETE MATERIALS

74 PIGMENTED CONCRETE / The matching earth-toned roof tiles and driveway pavers used on this Florida home are made of concrete colored *Bayferrox* synthetic iron oxide pigments. / Mobay Chemical Corp., Pittsburgh, Pa.

CONCRETE REINFORCEMENT

75 SHELL REINFORCEMENT / Used extensively in mine construction, *Bernold* metal sheets are now being used in residential, commercial and industrial earth-sheltered buildings. Sheets perform both forming and reinforcing functions in shell concrete. / United States Gypsum Co., Chicago.

CAST-IN-PLACE
CONCRETE ACCESSORIES
CONCRETE FORMWORK
CONCRETE MATERIALS
CONCRETE REINFORCEMENT

*In 1982 Sweet's Catalog File (s): General Building (GB); Light Residential Construction (LRC); Engineering (E); Interiors (I); Industrial Construction & Renovation (ICR) †First time in Sweet's.

PRECAST PRESTRESSED CONCRETE

A GREAT IDEA!

Consider these precast prestressed concrete ideas when determining what material to use:


- It can be incredibly beautiful and distinctive in design.
- Building promises to stay beautiful with only minimal maintenance.

- Precast columns, beams, floors, walls go up fast. That means reduced time for interim financing and earlier occupancy.
- Energy efficient.
- Fire resistant.
- Lower insurance costs.

That's why building with precast prestressed concrete is such a great idea!

ANOTHER GREAT IDEA!

To learn about precast prestressed concrete, write the Prestressed Concrete Institute for free copies of PCI's IDEAS magazine.




PCI ARCHITECTURAL
STRUCTURAL PRESTRESSED CONCRETE INSTITUTE.

201 NORTH WELLS ST. / CHICAGO, ILL. 60606 (312) 346-4071

Circle 1011 on inquiry card


For more information, circle item numbers on Reader Service Inquiry Card, pages 5, 201

UCI 3: CONCRETE



REINFORCING MESH / This line of galvanized reinforcing can be used for stucco and plaster in commercial, industrial and residential projects. A 4-page brochure, with photos displaying several such applications, provides detailed technical data and lathing specifications. ■ Keystone Group, Peoria, Ill. ICR*

circle 3030 on inquiry card



CEMENT-BASE PRIMER / A technical bulletin introduces "Thoroclad," a two-component, cement-base primer for metal surfaces. The 2-page publication explains the advantages of this coating, its properties and limitations, and its performance in a variety of tests. ■ Thoro System Products, Miami, Fla. †

circle 3031 on inquiry card




CONCRETE PRODUCT / Edecon Chewmet is an organic copolymer compound which acts as a "superplasticizer" for concrete. A technical bulletin explains how the compound reduces water content in concrete, producing a high compression strength while reducing cement requirement. Test data and usage information are included. ■ Thoro System Products, Miami, Fla. †

circle 3032 on inquiry card



CONCRETE FORMING / Design and engineering data for concrete forming systems are presented in a revised brochure. Using case histories, the publication shows a variety of forming systems in different applications. In addition to structural panel information, it includes tables summarizing form design. ■ American Plywood Assn., Tacoma, Wash.

circle 3033 on inquiry card



PRECAST CONCRETE / "Color, Form, & Texture in Architectural Precast Concrete" is a 16-page brochure that reviews the wide range of colors and surface finishes available with the use of precast concrete. Text also discusses the factors that affect the selection of shape and form details. ■ Preco Industries Ltd., Plainview, N.Y.

circle 3034 on inquiry card




CONCRETE / According to a 4-page brochure, the use of a chemical retarder in concrete before sandblasting can save time and money as well as reduce the pollution which occurs during that process. The current state of the sandblasting art is also discussed in the text. ■ Preco Industries Ltd., Plainview, N.Y.

circle 3035 on inquiry card



FORM LINERS / Fifteen new patterns of "Noeplast" form liners are introduced in an 8-page brochure. The additional patterns offer greater flexibility to designers and precasters, according to the brochure. Patterns shown range from a wood or brick look to bold, geometric designs. Pricing and weight information is included. ■ Economy Forms Corp., Des Moines, Ill.

circle 3036 on inquiry card



CLOSURE PANELS / A color brochure describes a fire-rated closure panel designed for irregular openings under double-T and pan construction. The panels are available with a one- or two-hour rating. A chart summarizes technical data and test performance. ■ Benoit, Inc., St. Paul, Minn.


circle 3037 on inquiry card



PLANK SYSTEM / Three precast concrete systems, two for the roof, and one for both roof and floor, are featured in a 4-page brochure. The features of each system are described, with tables highlighting load, insulation and acoustical data. ■ Duwe Concrete Inc., Oshkosh, Wisc.


circle 3038 on inquiry card

UCI 4: MASONRY



BRICK / The economical, esthetic and functional advantages of using Atlas brick are emphasized in an 8-page brochure. The brick is an unusual 16 in. long, rather than the standard 12 in., thereby reducing installation time. Four-color photographs show products installations. ■ Interstate Brick & Ceramic Tile, W. Jordan, Utah.

circle 3039 on inquiry card



STEEL COMPONENTS / A 12-page brochure outlines the features and specifications of a line of steel components—such as truss T, bulb-T subpurlins and reinforcing mesh—for roof decking and interstitial platform/ceiling assemblies. Interstitial space and fire-rated UL designs are also presented. ■ Keystone Group, Peoria, Ill. GR*

circle 3040 on inquiry card



BRICK / A 16-in.-long brick is called Atlas and can, according to the manufacturer, cost up to 30 per cent less to lay than standard 12-in. units. The brick's compression strength and load-bearing capabilities also reduce the amount of reinforcement and framing needed. ■ Interstate Brick and Ceramic Tile, W. Jordan, Utah.


circle 3041 on inquiry card

UCI 5: METALS




STEEL GALVANIZING / The process of galvanizing steel—and the benefits of doing so—are explained in a 4-page brochure. Drawings illustrate how steel corrodes when it is not protected by the zinc coating this process provides. Charts outline the service life of galvanized steel in various applications. ■ American Hot Dip Galvanizers Assn., Washington, D.C.

circle 3042 on inquiry card



MODULAR RAILING / The "Perma Rail" modular railing system is introduced in an 8-page color brochure. Catalog text discusses the design and construction of these units, and gives criteria for deciding when stainless steel railings should be specified. ■ KDI Paragon, Inc., Pleasantville, N.Y. GB, ICR*

circle 3043 on inquiry card



PIPE RAILING SYSTEM / The ReynoRail II pipe railing system comprises anodized component parts, piping and accessories—all of which are described or illustrated in line dimensional drawings. The aluminum railings meet OSHA strength standards. Suggested specifications and applications are detailed. Also described: a system for high-rise balconies. ■ Reynolds Metals Co., Richmond, Va. GB, ICR*

circle 3044 on inquiry card

You can judge this building by its MO-SAI cover

It was erected 26 years ago.
Which photo was taken then? Now?



Relief Society Building, The Church of Jesus Christ of Latter-day Saints, Salt Lake City, Utah
Architect: Geo Cannon Young

**If you will own the building,
look beyond first cost.**

You can save many thousands of dollars over the life of your building with these Mo-Sai advantages:

- Low Cost Maintenance (No painting, no cleaning)
- Beauty—built-in aesthetic longevity
- Built-in durability
- Energy conservation
- Closes building in faster
- Saves erection time
- Panels can be forms for C-I-P work
- Available in an infinite variety of colors and textures
- Building add-ons are skillfully matched
- **Consistent quality**—Through skilled, experienced use of chemical retardation and mechanical processes, Mo-Sai manufacturers maintain a consistent, high quality surface texture.

**Properly designed,
Mo-Sai Precast Concrete
exterior panels challenge
detection of age.**



For more details, contact the manufacturer nearest to you.

Beer Precast Concrete, Ltd.
110 Manville Road
Scarborough M1L 4J4, Ontario
416 759-4151

Buehner Concrete Co.
5200 South Main Street
Salt Lake City, Utah 84107
801 262-5511

Economy Cast Stone Company
P.O. Box 3-P
100 E. Franklin Street
Richmond, Virginia 23207
804 643-3491

Hamilton Concrete Products Co., Inc.
P.O. Box 1935
1400 East 39th Street
Chattanooga, Tennessee 37407
615 867-4510

Harter Concrete Products, Inc.
1628 West Main Street
Oklahoma City, Okla. 73106
405 236-0491

Jackson Stone Co., Inc.
P.O. Box 5398
Jackson, Mississippi 39216
601 366-8441

Olympian Stone Co., Inc.
P.O. Box 685
192nd N.E. & Union Hill Road
Redmond, Washington 98052
206 885-2833

Precast/Schokbeton, Inc.
3102 East Cork Street
Kalamazoo, Michigan 49003
616 381-1550
20169 James Couzens Hwy.
Detroit, Michigan 48325
313 864-0121

20 No. Wacker Drive
Room 1425
Chicago, Illinois 60606
312 372-9726

Southern Cast Stone Company, Inc.
P.O. Box 1669
2000 Sutherland Ave.
Knoxville, Tennessee 37901
615 524-3615

Wilson Concrete Co.
P.O. Box 56
Red Oak, Iowa 51566
712 623-4978
P.O. Box 7208
South Omaha Station
Highway 75 Avery Rd.
Omaha, Nebraska 68107
402 733-3611

Bottom photo was taken August, 1954; top photo, Sept. 1980.

Circle 1012 on inquiry card

masonry

uci 4



88



89



90


SIMULATED MASONRY

88 MANUFACTURED STONE / Made of lightweight concrete, aggregates and iron oxide colors, *Eldorado Stone* is said to duplicate the shape and texture of any natural stone. It may be installed indoors or out; no wall ties, footings or special structural support is needed. / Eldorado Stone Corp., Kirkland, Wash. GB, LRC*


89 DECORATIVE MASONRY / Missing or damaged architectural ornamentation can be reproduced in a fiberglass composition, custom molded, colored and weighted to match the originals. Casts can be reinforced as needed, and weather-proofed for outdoor applications, such as this exterior facade in New York City. / Sirmos, Inc., New York City.

STONE


90 AGGREGATE FINISH / "Large Aggregate" natural stone and epoxy *Sanspray* panels are shown here in "Monterey Sand" color, installed with clear anodized aluminum moldings. *Sanspray* building panels are guaranteed for 10 years. / Sanspray Corp., Santa Clara, Calif. GB*



91



92



93

UNIT MASONRY


91 EUROPEAN MASONRY DESIGN / Recently introduced to the U.S. from Europe is this "EarthStone" concrete block (shown). Along with two companions, "PavingStone" and "AcousticStone," they all are claimed to be strong and economical materials for constructing retaining walls, paved surfaces and noise abatement walls. / Prefab Systems Int., San Diego, Calif.

92 HIGH BRICK / A mahogany finish, with a shade range match similar to a salt glaze, is offered in nominal 8- by 8-in. and 8- by 16-in. face sizes with four-in. bed depths. Each structural high brick unit, vertically cored, is over 60 per cent solid, and conforms to ASTM C-652 Type HBX, Grade SW. / Stark Ceramics, Inc., Canton, Ohio. GB, ICR, E*


93 SOUND ABSORBING / A new size *Soundblox*, 12-in.-thick structural masonry unit has septum-type filler and funnel shaped slots. This "Type R" unit is said to provide excellent sound absorption over a wide frequency range, and has an NRC of .70. / The Proudfoot Co., Inc., Greenwich, Conn. GB, ICR*



94



95




96

94 CERAMIC GROUT / *Durabond* floor grout, "AR-20" acid-resistant colored grout, and "G-100" commercial *DriSet* wall grout are now offered in moisture-resistant 10-lb "milk carton" packages. Larger units for big jobs are also available. / United States Gypsum Co., Chicago.

95 GLAZED TILE UNIT / An 8- by 8-in. face size structural glazed facing tile has been added to the Stark Line. It will be available in 2- and 4-in. bed depths with compatible corners and sills, in all 24 standard tile colors. / Stark Ceramics, Inc., Canton, Ohio. GB, ICR, E*

96 LOAD-BEARING BRICK / The "Atlas" 16-in. burned clay unit brick costs less per sq ft and lays as fast as 12-in. brick. Its compression strength is several times that of concrete block. It will be available in four standard colors and three widths. / Interstate Brick and Ceramic Tile, Inc., West Jordan, Utah.


uci 5 metals



109



110



111

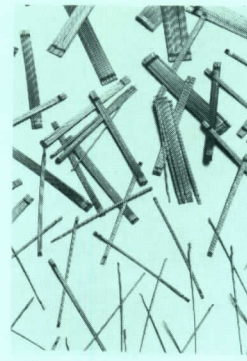
FASTENERS & SUPPORTS

109 GRATE CLAMP / A one-piece, reusable fastener developed for installing grating panels, the *EPI* clamp eliminates the need for wiring or other interim grating attachments required by OSHA during construction. / Engineered Products, Inc., Richfield, Ohio.


GRATINGS

110 SAFETY GRATING PLANK / A New all-steel safety grating plank has been designed for heavy-duty walkways, work platforms, decking and mezzanines. It is made of extra heavy 18- and 14-gauge steel, and fabricated into a one-piece interlocking channel grating. / Bernard Franklin Co., Philadelphia, Pa.


111 LIGHT-GAUGE FRAMING / A complete line of Super-C galvanized steel studs, tracks, floor joists and related accessories are available, including technical information and design assistance. The system provides greater strength with less weight, faster erection and less handling. / Chicago Metallic Corp., Chicago, Ill.



112



113



114


METAL FABRICATIONS

112 STEEL FIBERS / *Dramix* steel fibers for concrete reinforcement are claimed to offer dramatic improvements in strength, toughness and shock resistance for almost any concrete application. / Bekaert Steel Wire Corp, Warren, Ohio.


113 ALUMINUM DAMPER-LOUVER / The model 7151 Penthouse is constructed from extruded aluminum louvers with blades at 45-deg. angle for durability in rooftop installations. It can be custom-built to size and performance requirements, for intake and exhaust systems. Recommended for free air intake velocities up to 700 ft per minute. / Vent Products Co., Inc., Chicago, Ill.

METAL STAIRS


114 METAL RUNG COVERS / Slip-resistant safety covers for retrofitting rungs on permanent steel ladders, called "Rugged Rungs," fit snugly, and take only a few minutes to permanently affix. / Sure Walk, Inc., Leola, Penn.



115



116



117

115 SAFETY STAIR / The *Algrip* safety stair has an abrasive, non-slip surface on both tread and nosing. The solid tread may be painted or galvanized without reducing its rated friction quality. / Safe Walk, Inc., Leola, Pa. ICR, E*

RAILINGS AND HANDRAILS

116 STAINLESS STEEL RAIL / The *Perma Rail* system allows for installations of any length, complexity or configuration with pre-engineered, shop-welded assemblies. Engineering and design advice services are offered to architects. / KDI Paragon Inc., Pleasantville, N.Y. GB, ICR*

STRUCTURAL METAL FRAMING

117 STRUCTURAL FRAME / Galvanized steel or aluminum "Structural U's" are designed for use with this maker's aluminum panel, galvanized steel panel, or shake siding in fascia, mansard and facade applications. Lightweight framing adds a minimum of weight to the structure. / Atas Aluminum Corp., Rochester, N.Y. GB, ICR*

FASTENERS & SUPPORTS
GRATINGS
LIGHTGAGE METAL FRAMING
METAL FABRICATIONS
METAL STAIRS
RAILING & HANDRAILS
STRUCTURAL METAL FRAMING

for savings.

exterior or interior wall of facade material: brick, wood, stucco, dry wall. So you can use it for any kind of building up to four floors; apartments, schools, townhouses, nursing homes, shopping centers, etc.

So Wheeling gives you the framework you need to save money on practically *any* job.

For detailed information, send for our new brochure, WC 608-R-5. Write Wheeling Corrugating Company, Division of Wheeling-Pittsburgh Steel Corporation, Dept. GC-16, Four Gateway Center, Pittsburgh PA 15230.

Wheeling Steel Framing

Circle 1014 on inquiry card

The strength and versatility of Wheeling Steel Framing Systems provide many design options. Here's one example: the unique shape of this 2-story office building complex.



Ease of handling of Wheeling Steel framed assemblies meant shorter construction time and a corresponding cut in labor costs on this low rise senior citizen nursing care facility.



wood and plastics

6


ARCHITECTURAL WOODWORK
LUMBER
PLASTIC LAMINATES
SIMULATED WOOD
STOCK MILLWORK
WOOD TREATMENT



130



131



132


ARCHITECTURAL WOODWORK

130 REDWOOD PANELING / Interior paneling and matching moldings are offered in clear heart, clear and natural grades of redwood. Panels are 4- and 6-in. wide, with rustic resawn texture on one side and smooth, sanded finish on the other. / Windsor Mill, Windsor, Calif.

LUMBER

131 BEVEL SIDING / A rough textured, redwood with a tight knot pattern, beveled siding features 1 $\frac{1}{32}$ - and 1 $\frac{1}{32}$ -in. butt thicknesses in plain and rabbeted versions respectively. The thick butt profile provides a strong horizontal shadow line. / Simpson Timber Co., Seattle, Wash.

132 REDWOOD SIDINGS / Air-seasoned knotty redwood is available for many siding types: channel, tongue-and-groove, board-and-batten bevel. Rustic redwood is shown here on a Minneapolis residence by Gene DeWitt. / California Redwood Assn., San Francisco, Calif.



133



134



135

PLASTIC LAMINATES

133 GLOSSY LAMINATE / For vertical surfaces in commercial interiors, *Wilsonart* "Mirror Finish" high-gloss laminates are available in 16 muted solid colors. Sheets come in standard sizes and thicknesses, and are protected in transit with a removable film. / Ralph Wilson Plastics Co., Temple, Texas.

134 METALLIC LAMINATE / Available in three brushed and three polished anodized aluminum finishes, *Mettle Mica* is now offered in a 48-in. width, suitable for such applications as walls, ceiling panels, and the barfront pictured here. *Mettle Mica* has the working characteristics of standard high-pressure laminates. / The October Co., Inc., Easthampton, Mass. GB, I*

SIMULATED WOOD

135 WOOD-LIKE MOLDINGS / Available in "Deep Dimension," "Heritage" and "Universal" styles, *Gossen* prefinished moldings offer the decorative advantages of wood trims. Solid-color moldings come in 25 different shades. / United States Gypsum Co., Chicago.



136



137



138

STOCK MILLWORK

136 MOLDINGS / The Capitol Collection features new moldings derived from ornate, 19th-century patterns. / Focal Point, Inc., Atlanta, Georgia. GB*

WOOD TREATMENT

137 PRESSURE-TREATED / Pressure-treated wood is said to be ideal for such residential outdoor projects as the California deck shown. Preservatives forced into lumber under high pressure render it resistant to termites and decay. Treated lumber is long-lasting, and requires no paint or stain, although it will accept most finishes. / Western Wood Preservers Inst., San Francisco, Calif.

138 DECK STAIN / For decorating and preserving wood in a number of outdoor applications, "Decking Stains" meet Federal standards for water-repellency and wood preservation. Available in eight colors, stains resist cracking, peeling and blistering. / Samuel Cabot Inc., Boston, Mass. GB, LRC*

For more information, circle item numbers on Reader Service Inquiry Card, pages 5, 201

6: WOOD & PLASTICS



TREATED LUMBER / A 4-page brochure describes the properties and benefits of Interior and Exterior Fire-X lumber and plywood. These materials have been treated with a fire retardant and ASTM tested for flame spread and weathering. ■ Hoover-Universal, Thomson, Ga. GB, ICR, I*

circle 3059 on inquiry card



FIREPROOF SHINGLES / An information sheet features technical data and product information on Exterior Fire-X shingles and shakes. These treated roof covering materials carry a class C rating, and can be used where building codes and insurance restrictions demand a non-combustible material. Specifications are included. ■ Hoover Universal, Inc., Thomson, Ga. GB, ICR*

circle 3060 on inquiry card



GLULAM FRAMING / Technical data and design information about "glulam" structural timbers and framing systems are contained in a 40-page booklet. Assembled for use by architects, structural engineers and specifiers, the publication includes span and load tables and details on panelized roof systems. ■ American Institute of Timber Construction, Englewood, Colo.

circle 3061 on inquiry card




LUMBER / A 12-page guide to grades and specifications for softwood plywood and APA performance-rated panels is available from the American Plywood Assn. The guide describes all panel grades illustrating typical panel trademarks. The booklet also defines key terms for proper specification of product. ■ American Plywood Assn., Tacoma, Wash.

circle 3062 on inquiry card




STRUCTURAL PANELS / A 12-page guide to performance-rated structural panels is available. The brochure outlines the benefits and performance criteria of the American Plywood Assn.'s new Performance-Rated products; current APA performance standards encompass sheathing and single-floor panel products. ■ American Plywood Assn., Tacoma, Wash.

circle 3063 on inquiry card




PANEL SYSTEMS / Information and recommendations on using APA panels for residential and commercial construction systems are incorporated into a 60-page guide. Also included: recommendations for finishing plywood and a presentation of specialized panel systems for fire- and wind-resistant construction. ■ American Plywood Assn., Tacoma, Wash.

circle 3064 on inquiry card



ROOF SYSTEMS / A revised brochure on non-residential roof systems includes information on structural panels and specifications. The 24-page publication also offers details on insulation, wind resistance and insurance rates. Updated charts specify span and load ratings for panelized roof systems. ■ American Plywood Assn., Tacoma, Wash.

circle 3065 on inquiry card




LUMBER / A definitive reference book on the production, grading and uses of Western board lumber is now available. "The Board Book" is a 52-page manual assembled to assist in the proper specification of board lumber. Information on size, seasoning and species of wood is included. ■ Western Wood Products Assn., Portland, Ore.

circle 3066 on inquiry card




REDWOOD SIDING / The properties and applications of knotty redwood siding are presented in a data sheet. Copy discusses the advantages of using "Rustic" redwood siding as an alternative to other types of lumber. ■ California Redwood Assn., San Francisco, Calif.

circle 3067 on inquiry card




REDWOOD PRODUCTS / An 8-page foldout showcases three redwood siding products: "Rustic" siding, architectural B-grade siding and Merchantable Heart lumber. The publication, designed to help specifiers choose the correct grade of wood, also identifies the benefits of using redwood lumber. ■ California Redwood Assn., San Francisco, Calif.

circle 3068 on inquiry card




TRUSSES / *The Wood Truss Handbook* is a 190-page book compiled to provide a comprehensive guide to truss erection. The book, illustrated with photographs and diagrams, contains sections on statics and mechanics, truss theory, preliminary truss design, framing, fabricating and erection. Copies are available for \$12.95 each. ■ Gang-Nail Systems, Miami, Fla.

circle 3069 on inquiry card




PANELING SYSTEM / The "Profilewood" paneling system, described in an eight-page booklet, features a galvanized clip assembly that eliminates nailing. The prefinished paneling is offered in hemlock, fir, cedar, redwood and spruce. Text describes the advantages to the clip system. ■ Ostermann & Scheiwe USA, Spanaway, Wash.

circle 3070 on inquiry card




VENEER-LUMBER BEAM / A four-page brochure summarizes the features and advantages of the TJB Micro-Lam beam, a high-strength structural member that is designed to replace glulam beams, steel girders or similar structural components. Beam construction and available dimensions are detailed. ■ Trus Joist Corp., Boise, Idaho.

circle 3071 on inquiry card



VENEER LUMBER / "Length, strength and consistency"—These are the primary advantages of *Micro-Lam* laminated veneer lumber, according to an 8-page booklet. The text goes into detail on each of these three points, emphasizing that the engineered product offers the advantages of wood without the problems of conventional lumber. ■ Trus Joist Corp., Boise, Idaho.

circle 3072 on inquiry card




MOLDING/MILLWORK / A 28-page directory lists the products and services of over 80 per cent of the country's wood molding suppliers. Designed for use by architects, builders and remodelers, each entry includes the company name, address, phone number and key personnel. Each copy costs \$2.00. ■ Wood Moulding and Millwork Producers, Portland, Ore.

circle 3073 on inquiry card

uci 7

thermal and moisture protection


INSULATION
MEMBRANE ROOFING
PREFORMED WALL & ROOF PANELS
ROOF ACCESSORIES
ROOFING SPECIALTIES
SEALANTS
SHINGLE & ROOFING TILES
WATERPROOFING & DAMPPROOFING



151



152




153

INSULATION

151 INSULATION / Styrofoam RM brand insulation boards protect a single-ply roof membrane from damage that can lead to membrane failure. The insulation is claimed to be virtually impervious to moisture, thus ensuring long-term thermal efficiency. / Dow Chemical USA, Midland, Mich.

152 INSULATION PANELS / FOAMULAR polystyrene insulation panels offer five insulation systems for residential and light commercial construction markets. These rigid, lightweight panels of extruded plastic foam can reduce fuel and heating and cooling equipment costs when used in certain insulation systems. / UC Industries, Chicago, Ill.


153 CEILING INSULATION / New 3/4-in.-thick "Fire Guard" ceiling panels can carry 6 in. of fiberglass insulation without sagging, and improve the fire resistance rating from one hour up to 1 1/2-hours for typical roof/ceiling assemblies. "Fire Guard" panels are also used over the back of light fixtures (shown to rear of photo). / Armstrong World Industries, Lancaster, Pa.



154



155




156

154 ELASTOMERIC COATINGS / Applied over sprayed urethane foam insulation, elastomeric coatings eliminate most flashings, reduce building movement and control ponding. The high build polymeric coatings can be sprayed to dry film thicknesses of 10-30 mils in single coat applications. All systems carry a UL 790 Class A rating. / Futura Coatings, Inc., Hazelwood, Mo. GB*

155 EXTERIOR INSULATION / Composed of EPS insulation boards, fasteners and accessories, the Surewall SPC system is said to offer exceptional impact resistance, thermal values, and decorative finish options. Surewall finish coats are available in gray, white and six colors. / Surewall Producer's Council, Charlotte, N.C.

156 SPANDREL INSULATION / Fibergard curtain wall insulation, manufactured from semi-refractory fibers, has a foil or FSK facing. It is designed to provide thermal and acoustical insulation in spandrel panels and other metal-faced wall assemblies. Fibergard has a hazard classification of 10-5 per ASTM E 84. / Forty-Eight Insulations, Inc., Aurora, Ill. GB*



157



158




159


157 REINFORCING MESH / Engineered for heavy-traffic applications of the Dryvit Outsulation wall system, "Panzer Mesh" provides substantial impact resistance in such areas as entranceways, balconies and walks at schools and shopping centers. / Dryvit System, Inc., West Warwick, R.I. GB*

158 THERMAL SLEEVES / Flexible, pre-slit Pipesulation sleeves fit easily around hot water piping to reduce heat loss. Flame-retardant Pipesulation is marketed in 4- and 8-ft lengths, to fit pipes ranging from 3/8- to 2-in. / United States Gypsum Co., Chicago.

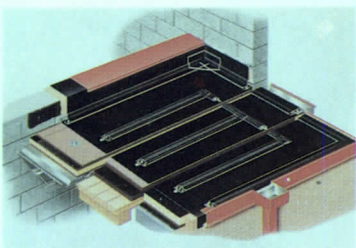
159 INSULATING PLASTER / The Thorowall system consists of a base coat, which can be applied to questionable surfaces; a second coat; and a mineral-based finish or decorative coat (shown). Applied to the outside walls of new or existing buildings, lightweight Thorowall has an R-value of eight, is water-repellent and non-flammable. / Thoro System Products, Miami, Fla. GB*



160



161



162

160 POURED CONCRETE / Two-in.-thick curved core panels of expanded polystyrene, *Thermocurve* insulation can reduce heat loss through poured concrete walls by as much as 75 per cent. Totally encased in the concrete, *Thermocurve* panels will not reduce the strength of the wall. / Thoro System Products, Miami, Fla. GB*

MEMBRANE ROOFING

161 EPDM ROOFING / *GenFlex* all-weather elastomeric rubber membrane can be installed on all types of roofing configurations, including flat, high-pitched, domes, saw-tooth and hyperbolic. The entire system consists of membrane, seam adhesive, sealants, flashing and rooftop accessories. Fully-adhered version is shown. / GTR Building Products Co., Toledo, Ohio.

162 BATTEN SYSTEM / Benoit's "Batten Fast EPDM Roofing" system provides a completely vulcanized monolithic sheet over wood, metal or concrete roof decks. Field seams are self-vulcanizing; batten flashing permits quick application of the wide, talcless sheet. System is FM-approved. / Benoit Inc., St. Paul, Minn. GB*



163



164




165


163 SINGLE-PLY MEMBRANE / Trade-named *Hydro-Seal*, large-sheet EPDM rubber membrane roofing is offered in both adhered and a UL Class A rated ballasted system. Seams are factory-vulcanized; roof will "give" without splitting or cracking. *Hydro-Seal* roofs are guaranteed watertight for up to 10 years. / American Hydrotech, Inc., Chicago. GB*

164 SINGLE-PLY ROOF / The *TremPly* membrane incorporates a polymeric formulation that includes *Hypalon* synthetic rubber for weatherability. A fully adhered system, *TremPly* has a fire-resistant mineral fiber backing, and is applied directly to the roof insulation with adhesive. / Tremco, Cleveland, Ohio. GB*


165 LARGE SHEET ROOF / An EPDM-type one-ply membrane, *Celo-1* roofing is offered as a 45-mil membrane for loose-laid, ballasted applications in 10- and 20-ft widths and lengths of 50 and 100 ft. A 55-mil membrane is available in similar sizes for fully-adhered installations. There is a full line of *Celo-1* flashing, adhesives and caulking. / The Celotex Corp., Tampa, Fla. GB*



166



167



168

166 INSULATED MEMBRANE / The *KMM* insulated roof membrane assembly consists of a five-layer polyethylene core membrane covered with *Styro-foam* insulation boards, then finished with a stonemat and crushed stone ballast. Pedestal-type concrete pavers may also be used over the membrane/insulation roof. / Koppers Co., Inc., Pittsburgh, Pa. GB*

167 MEMBRANE ROOFING / *Hi-Tuff* is a high-strength, flexible membrane roofing material consisting of a polyester scrim sandwiched between two unbalanced thicknesses of a compound based on *Hypalon*. / J. P. Stevens & Co., Inc., Easthampton, Mass.

PREFORMED WALL & ROOF PANELS

168 INSULATED PANELS / *Foamwall* metal wall panels now use a new expanded polyurethane foam with a minimum 95 per cent closed cell structure. This new panel system meets UL and ASTM-E84 standards, with a flame spread rating of 20. It has FM Class I approval for walls not exceeding 30 ft in height. / Elwin G. Smith Div., Cyclops Corp., Pittsburgh, Pa.



169



170




171

169 METAL PANEL / A subgirt clip installation system facilitates positioning and erection of metal wall panels. A special tool allows panel removal and replacement without disturbing the rest of the wall. System available in nine standard colors. / Chicago Metallic Corp., Chicago. GB*

170 PREFORMED PANEL / An architectural metal panel designed to save time and reduce construction costs, the *Dura-Seam* fascia and roofing panel is made of 24-gauge galvanized steel pre-finished in *Kynar 500* fluoropolymer. / Imetco, Tucker, Ga. GB*


171 BUILDING PANEL / A lightweight exterior wall panel, the "Multi-Purpose" can be used for mansard roofing, facades, fascias, etc. All profiles install with the *Wind-Lok* no-clip system, extremely resistant to wind pull-off. / Atas Aluminum Corp., Rochester, N.Y. GB, ICR*



172



173



174

ROOF ACCESSORIES

172 FASCIA SYSTEM / The "SLF Snap-Lok" consists of an extruded aluminum fascia with galvanized steel cant dam. A special clip with positive clamping action facilitates installation. Splice plate is concealed. Fascia is available in four face heights; in mill and all architectural finishes. / MM Systems Corp., Tucker, Ga. GB*

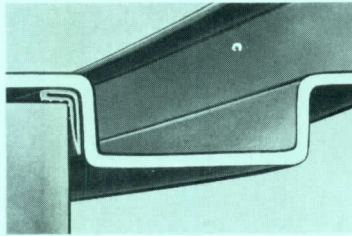
ROOFING SPECIALTIES

173 ROOF COATING / A white, reflective compound for application over Grace smooth surface roofing membrane, non-flammable coating can lower roof temperature by up to 50 deg. It also reduces the temperature swing of a roof system. / W. R. Grace & Co., Cambridge, Mass. GB, ICR*

174 CONWED SILL SEALER / Conwed sill sealer, a cellulose-fiber blanket product, helps save energy by insulating inside air from outside air between the sill plate and the foundation, or at other joints. It is available in 4-in., 6-in. and 8-in. wide rolls. / Conwed Corp., St. Paul, Minn.



175



176




177

175 URETHANE SEALANT / DyMonic one-part general construction sealant is designed to resist moisture and withstand movement, shear and deflection, especially in expansion and control joints. It is now available in 1/2-gallon cartridges, as well as two-gal. bulk units. / Tremco, Cleveland, Ohio.

176 WEATHERSEAL / One of a new line of pressure-sensitive door seals, the "Double Guard" silicone rubber seal wraps around the edges of the frame, creating a positive barrier that restricts the infiltration of weather, light, sound, dust and insects. / The Stanley Works, New Britain, Conn.


177 PENETRATION SEAL / When properly applied to wall and floor penetrations, three new silicone rubber sealants help contain fire, smoke, water and radiation under emergency conditions. All have a UL three-hour (ASTM E119) rating. / General Electric Co., Silicone Products Div., Waterford, N.Y. ICR*



178



179



180

SHINGLES & ROOFING TILES


178 GLASS FIBER SHINGLE / Chaparral—a new glass fiber roofing shingle—adds a three-dimensional appearance to a roof, while resisting curling, buckling and blistering. It comes with a 30-year limited warranty and a class A fire rating. / Owens-Corning Fiberglas Corp., Toledo, Ohio.

179 LAMINATED SHINGLE / The Woodlands laminated fiberglass shingle is now available in a "Village Red" color, resembling tile. Woodlands roofing has a Class A fire resistance rating, and carries a 25-year limited warranty. / Johns-Manville, Denver, Colo. GB, LRC*

180 METAL TILE / A lightweight, one-piece roofing tile with an integral nailing flange, "Spanish Style" is made of steel or aluminum, offered in standard Tile Red or Burnt Red colors. Tiles are designed to interlock, forming a weathertight roof. Price: \$140 per square. / Architectural Engineering Products, San Diego, Calif. GB*



181



182



183

181 RATED SHINGLE / UL Class B and C rated, Red Cedar shakes and shingles are pressure-treated with fire-retardant from Koppers. Wood will weather naturally without losing its fire resistance. / Koppers Co., Inc., Pittsburgh, Pa. GB*

182 WOOD FIBER ROOFING / Said to offer lower applied cost and ease of installation, "Woodruf Traditional" is a textured wood fiber shingle made in 12-by-48-in. sections. It will weather to a silver gray color, and may be used over new or existing roofs. Currently available only in 13 Western states. / Masonite Corp., Ukiah, Calif.

WATERPROOFING & DAMPPROOFING

183 RUBBER ROOFING / Sheets of waterproof rubber roofing, called Ver-sigard, feature specially compounded EDPM single-ply rubber sheets that are claimed to make time-consuming application of asphalt and felt roofing materials obsolete. It is marketed with a 10-year, no-leak guarantee when installed by a Goodyear approved and trained roofing contractor. / Goodyear, Akron, Ohio.



Pipe dream.

The J-M Flex-I-Drain™ flexible drain system performs like a dream. And is a dream to install.

A look at its patented construction reveals the reasons. First, it's tough yet lightweight, made of high rated impact strength, heat-resistant Noryl® SE-1 and flexible neoprene. In addition to black Noryl, J-M Flex-I-Drain is also available in white acrylic for use with single ply systems.

Its simple, three-piece design permits quick, completely waterproof installation on both new and reroofing jobs. In three easy, labor-savings steps. It comes in one convenient package. No blocking or rings required. And its unique, bellows-type construction adjusts in all directions to moderate roof deck and drain pipe movement. So the drain and roofing system remain functional.

J-M Flex-I-Drain is compatible with J-M built-up roofing components. And it's eligible for coverage under the J-M Guaranteed Roof Program. It also may be used with other roofing systems.

Select Flex-I-Drain for your building and everyone comes out ahead. The architect because it really performs. The contractor because it installs quickly. The building owner because he gets better roof drainage.

For more information, consult Sweet's. Or contact George Constantin, Johns-Manville, Ken-Caryl Ranch, Denver, Colorado 80217, (303) 978-3281.


**For single-source
built-up roofing systems.**



Johns-Manville

Circle 1022 on inquiry card

UCI 7: EXTERIOR PROTECTION



INSULATION / The sound-absorptive properties of fiberglass insulation are highlighted in a brochure. The 16-page publication, concentrating on commercial construction, has 13 color illustrations, which clarify details of wood stud, steel stud, and floor/ceiling construction.

■ Johns-Manville, Denver, Colo.
circle 3088 on inquiry card



ROOF COATING SYSTEM / A four-color flyer describes the introduction of a liquid, single-component roofing material called Polybrane 186. The polyurethane material is, according to the manufacturer, easy to apply and will adhere to most roofing and decking substrates. The coating forms a durable and waterproof surface.

■ Polymer Plastics, Hauppauge, N.Y.
circle 3093 on inquiry card




ROOFING SYSTEM / An EPDM roofing system is introduced in a 4-color, 8-page brochure. The new system is, according to the manufacturer, the only wide-sheet, no-talc system available in this country. The brochure provides a detailed products description, and summarizes the advantages of using this single-ply membrane system.

■ Benoit Inc., St. Paul, Minn.
circle 3098 on inquiry card




SILICONE SEALANTS / Three silicone rubber penetration sealants are introduced in a brochure. These sealants help contain fire, smoke, water and radiation under emergency conditions. They are also recommended for applications in which high-pressure conditions may occur. Sealants carry UL 3-hr. and Class A fire hazard ratings.

■ General Electric, Waterford, N.Y.
circle 3094 on inquiry card




SINGLE-PLY ROOFING / A press kit describing the "Cool-Top 40" single-ply membrane roofing is available. A 4-page brochure and specification sheet outline the properties and benefits of this system. Some of the advantages discussed include ease of installation, durability and reflective capabilities.

■ Cooley Roofing Systems, Pawtucket, R.I. GB, ICR, ICR.*
circle 3099 on inquiry card



BUILDING PANELS / A four-color, 8-page brochure introduces the *Thermal-Impac* structural panels, designed as an alternative to wood, brick, concrete or other conventional building materials. The 4- by 8-ft panels are lightweight, fire-resistant, sound-absorptive, and provide a wall with additional load-bearing capabilities.

■ Covington Technologies, Irvine, Calif.
circle 3095 on inquiry card




SINGLE-PLY ROOFING / An 8-page catalog presents two single-ply, elastomeric roofing systems: the *TremPly* and *TremLine* systems. The former is a fully-adhered system that provides a weather-resistant, white reflective surface. The latter is a loose-laid system designed for applications over existing built-up roofs.

■ Tremco, Cleveland, Ohio GB
circle 3100 on inquiry card




FOAM COATING SYSTEMS / A 6-page fold-out brochure provides information on a number of the manufacturer's foam coating systems, which provide both an insulative and protective roof membrane. Also included: a listing of some 44 installations, and a product/specification guide.

■ Gaco Western, Inc., Seattle, Wash.
circle 3096 on inquiry card




PVC ROOFING MEMBRANE / A 4-page color brochure contains general information and specifications on ballasted and unballasted roofing systems. Detailed in the text are the physical properties, recommended applications and installation guidelines for each type of system.

■ United States Mineral Products, Stanhope, N.J.
circle 3101 on inquiry card




SINGLE-PLY ROOFING / The *Sarnafil* roofing systems are outlined in an 8-page brochure. Topics of discussion include the manufacturing process, possible applications, properties and advantages of the systems. Types of installation procedures are briefly described, and photographs show a variety of existing installations.

■ Sarnafil (U.S.) Inc., Canton, Mass.
circle 3097 on inquiry card




SEALANT/WATERPROOFING / A 4-page brochure presents the manufacturer's sealant and waterproofing systems. A sealant selector and a waterproofing system chart provide a quick reference to performance characteristics, specification ratings, joint application sizes, surface types and color availability from the product line.

■ Tremco, Cleveland, Ohio.
circle 3102 on inquiry card




INSULATION / A building insulation materials submittal form is offered to aid in the selection and specification of the proper thermal and acoustical insulation. The form lists and describes the materials available, including flame-resistant, foil-kraft- and unfaced insulation.

■ Johns-Manville, Denver, Colo.
circle 3089 on inquiry card



ROOFING SHINGLES / A four-color data sheet introduces the *Fire-King III* roofing shingles, which are made of heavy-weight fiberglass. The sheet details architectural specifications and Federal specification compliance. The shingles, which feature a square-cut, three-tab design, carry a UL Class A fire rating.

■ Johns-Manville, Denver, Colo. GB, LRC*
circle 3090 on inquiry card



FIBERGLASS SHINGLES / *Woodlands* laminated fiberglass shingles are featured in a four-color data sheet. These top-of-the-line shingles, which carry a Class A fire rating, are offered in five colors. Product data, such as size, specifications, weight and bundles per square, are also presented.

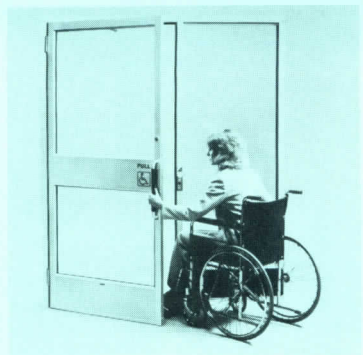
■ Johns-Manville, Denver, Colo. GB, LRC*
circle 3091 on inquiry card



ROOFING MEMBRANE / The benefits of using the *Garna-Flex* roofing system are discussed in a 4-color, 8-page brochure. The system consists of three products: 1) *Garna-Prime*, applied to assure adhesion to substrate, 2) *Garna-Flex*, a spray-on coating over polyurethane foam, and 3) *Garna-Guard*, applied over the latter to resist sunlight and water damage.

■ Garnite Systems, Chapman, Kan.
circle 3092 on inquiry card


doors and windows



196



197



198


ENTRANCES & STOREFRONTS

196 MANUAL ENTRANCES / Designed to meet the needs of the handicapped without interfering with normal traffic flow, "Series 800 Barrier-Free" entrances eliminate thresholds, both sides of door bottom rails and sidelight bases are flush. / Kawneer Co., Inc., Niles, Mich. GB*


GLAZING

197 POLYCARBONATE GLAZING / Recommended for use in inaccessible locations and non-vertical glazing, such as the pool cover shown here, Lexan "Solar Grade" sheet has a UV protective surface to resist yellowing, surface hazing and water spot dulling. / General Electric Co., Pittsfield, Mass. GB*

198 ACRYLIC GLAZING / *Krinkglas* is a translucent acrylic product with an invisible fiberglass reinforcement. It is offered in 50 solid colors and 15 multi-hued combinations. Impact-resistant *Krinkglas* draws and refracts light in a three-dimensional manner through its textured surface. / Wiedemann Industries, Inc., Muscatine, Iowa.



199



200



201

HARDWARE & SPECIALTIES


199 SECURITY SYSTEMS / A new hardened-steel security shield prevents rapping and drilling to break the locking mechanism. The heavy-duty shield wraps around the entire padlock except the sides. / Best Lock Corp., Indianapolis, Ind.

200 THUMBTURN LOCK / The "Captive Thumb-turn/Key Deadlock" provides both security and fire safety for occupants: there is a single cylinder with an inside thumbturn for quick egress, and a double cylinder deadlock for pick-proof security. / Medeco Security Locks, Inc., Salem, Va.


201 QUICK EXIT LOCK / The "H" series lock satisfies both life safety and security requirements, with single- and double-locking functions. From the inside, turning the door knob automatically retracts the one-in.-throw deadbolt and the latchbolt. From the outside, the saw-resistant deadbolt works with the "strike/frame reinforcer" to prevent picking and kick-in attacks. / Schlage Lock Co., San Francisco, GB, LRC*



202



203



204

202 LEVER HANDLE / A new line of molded nylon handles from Italy includes the "Monte Carlo" lever handle, suitable for residential or light commercial use. Offered in several colors, this handle retails for \$14 a pair. / The Ironmonger, Inc., Chicago. GB*

203 DOOR/CABINET KNOBS / This "dome" variation is now available in the *Modric* hardware line from England. New finish options include polished brass, satin brass and dark bronze, in addition to the standard anodized aluminum or colorful *Spectra* coatings. / The Ironmonger, Inc., Chicago. GB*


204 SCAFFOLD ANCHOR / For use on building facades of all types of metal and glass, curtain wall, masonry, etc.—metal restraint anchors are permanently or temporarily installed in a pattern on the perimeter of the building. Tracks in the window cleaning scaffolds engage the anchors while traveling. / Weatherguard Service, Inc., Marietta, Ga. GB*

ENTRANCES & STOREFRONTS
GLAZING
HARDWARE & SPECIALTIES
METAL DOORS & FRAMES
METAL WINDOWS
SPECIAL DOORS
SPECIAL WINDOWS
WOOD & PLASTIC DOORS
WOOD & PLASTIC WINDOWS


In 1982 Sweet's Catalog File (s): General Building (GB); Light Residential Construction (LRC); Engineering (E); Interiors (I); Industrial Construction & Renovation (ICR) †First time in Sweet's.




205




208




211



214




206




209




212




215




207



210



213



216

205 HOSPITAL DOORPULL / "Limbar" door hardware has been designed to allow positive forearm grip without trapping the arm; they can also be used comfortably with normal hand grip. Series also includes horizontal and vertical pulls, a special lever handle, and a modified baseboard doorstop. / The Ironmonger Inc., Chicago. GB*

206 ELECTRIC OPERATOR / Installed on interior swinging doors, the low-voltage, all-electric *Doormaster* opens and closes doors for barrier-free access and general manual use. The operator meets or exceeds all proposed industry standards; options include transmitter, touch and mat controls, and accessories. / Lanson Industries, Inc., Greendale, Wisc. GB*

207 EXIT DEVICE / The *Doorguard* emergency exit is designed to differentiate between unauthorized use and real emergencies: a delay mechanism mounted on the doorjamb retards opening for up to 30 seconds, sounding remote and local alarms. / Reliable Security Systems, Inc. Cockeysville, Md.

208 ELECTROMAGNETIC / "Model 3900" door lock exerts 1500 lb of door sealing force while drawing only .2 amps at 12 or 24 volts AC or DC. The self-contained unit is concealed by the closed door; its mounting design permits installation on swinging or sliding doors. / Security Engineering, Inc., Forestville, Conn.

209 FIRE EXIT / A contemporary touch pad design, the "99-F" device is UL-listed for use on A, B, C, D or E label double fire doors up to 8-ft high by 8-ft wide with removable mullion, and single fire doors up to 8-ft high by 4-ft wide. It comes in four finishes; 3- and 4-ft lengths may be cut to fit specific doors. / Von Duprin, Inc., Indianapolis, Ind. GB*

210 RIM EXIT / A double-cylinder rim exit has been added to the "99 Series" touch pad devices. The "99-2" provides the user with the ability to mechanically lock and unlock the outside trim from the inside of the building. / Von Duprin, Inc., Indianapolis, Ind. GB*

211 ADJUSTABLE EXIT / "33 Series" exit devices are now offered with a redesigned mechanism end cap, permitting field cutoff to proper size. They are available in 3- and 4-ft lengths, with minimum one-half door width touch pads as allowed by NFPA 101. / Von Duprin, Inc., Indianapolis, Inc. GB*

212 LOCKING SYSTEM / Built to comply with the latest model building codes, "The Controller" lock makes it impossible to leave one door leaf locked with the other leaf unlocked, thereby allowing unimpeded exit during emergencies. Security features of "The Controller" prevent forced entry. / Kawneer Co., Inc., Niles, Mich. GB*

213 ELECTRIC LOCK / Narrow-design mortise lock fits into a 1 3/4-in. square tube, for new and retrofit applications. Low-voltage electric strike operates a 3/4-in. stainless steel deadbolt. Features include five-point installation in either header, jamb or stile, and prewired, tamper-resistant concealed sensors. / Security Engineering, Inc., Forestville, Conn.

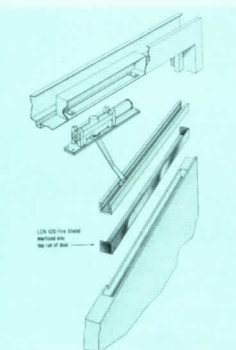
214 DOOR PULLS / The HD730 model shown is a new addition to the Form I Doorpull Series, a collection of clean, simple designs in high-performance materials. Made of 1 1/4-in.-diameter stainless steel tubing, it can be easily installed because of its back-to-back mounting system and special turning washer on interior doorpull. / Forms & Surfaces, Sana Barbara, Calif.

215 PASSAGE LOCKSET / Solid brass "Vinca" lockset comes in brushed brass, brushed aluminum and antique brass finishes. The lever handle retracts the latch fully with only a 25-deg depression of the handle. Privacy lock has an emergency release feature. / Valli & Colombo (U.S.A.) Inc., Duarte, Calif. GB*

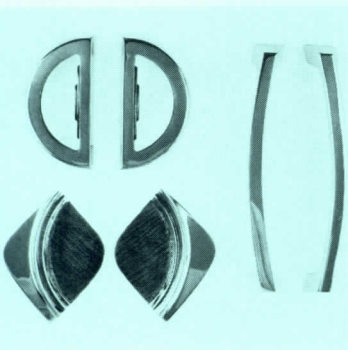
216 TUBULAR LOCKSET / The "6T" interchangeable core lock is available in a variety of deadbolt functions. Its stainless steel bolt has a one-in. throw; internal, hardened steel roller resists attack. Finishes include satin bronze and brass, stain chrome and bright brass. / Best Lock Corp., Indianapolis, Inc.



217



218




219


217 CABINET PULLS / A new design and three new colors have been added to the "Nylon Cabinet Pull" collection. The non-static nylon used resists staining and corrosion. Added colors are bright green, rich red, and a medium gray; eight different designs are available. / Forms & Surfaces, Santa Barbara, Calif. GB, I*

218 RATED CLOSER / The "420" Fire Shield, mortised into top rail of door, allows use of overhead concealed closers with 20 minute fire-rated doors. Device can be used with any of four LCN closers, on hollow metal or quality wood doors. / LCN Closers, Princeton, Ill. GB, E*

219 METAL DOORPULLS / Seven cast metal hardware designs have been added to Customwood's door-pull line. Available for single or back-to-back mounting, all are suitable for use on wood, metal or glass doors. / Customwood Mfg. Co., Albuquerque, N.M. G.B, I*



220



221



222

220 EXIT DEVICE / Rim-mounted exit has a rotating starwheel bolt and a noseguard that interlocks with the strike plate, offering a higher level of security. The aluminum pushbar travels only one inch, in the natural direction of pedestrian movement. Both models—for wood/hollow metal and aluminum/glass doors—are UL listed. / Adams Rite Mfg. Co., City of Industry, Calif. GB*

METAL DOORS & FRAMES

221 GARAGE DOOR / The "Weather/Breaker" door has a 1 $\frac{3}{16}$ -in. solid foam core between two seamless aluminum panels, creating a completely sealed unit. Garage door is also offered in commercial and industrial versions. / Howmet Aluminum Corp., Building Products Div., Lancaster, Pa. LRC*


222 OFFICE DOORS / For entrance and interior installations, the "Beacon Hill" door series has beveled glass panes set in the leaded style, with a border of amber or chip-patterned panes. Doors are available with full or half-glass panels. / General Products Co., Fredericksburg, Va. GB*



223



224



225


223 PATIO DOOR / Built to improve thermal efficiency and security, the "French Patio" door is sized to fit the rough opening for old sliding patio units. Polyurethane-core door has magnetic weatherstripping, self-sealing sill and *Sunglas* glazing. / Therma-Tru Div. of LST Corp., Sylvania, Ohio.

224 BEVELED GLASS / "Crystalline Series" insulated exterior entry door systems use leaded, beveled glass in more than 25 styles of door lights. Entrances are fully weatherstripped, with a self-sealing sill and door bottom. / Therma-Tru Div. of LST Corp., Sylvania, Ohio.


225 TEXTURED DOORS / Detailed with geometric patterns, textures and graphics, as well as flat metal facings, "System 8" doors are of embossed stainless steel, bronze or aluminum; and tempered glass. / Forms & Surfaces, Santa Barbara, Calif. GB, I*



226



227




228

226 MIRROR BIFOLD DOOR / Suggested for hall closets, bedrooms or bath, mirrored bifold doors provide full access to closet contents. Mirror panels of double closet doors can be placed to allow "front and back" viewing. Bifold doors are 6-ft, 8-in. high. / General Products Co., Fredericksburg, Va.


METAL WINDOWS

227 GARDEN WINDOW / The "Grow & Show" aluminum greenhouse window unit has crank operated, screened ventilation openings. Other features include insulated glass and a non-rusting base pan. "Grow & Show" window comes in 11 sizes and bronze and white finishes. / Peerless Products, Inc., Kansas City, Mo. GR*

228 REPLACEMENT WINDOW / "Thermal Weatherstopper" window line features a poured polyurethane structural thermal barrier with *Mylar* fin-seal weather stripping. Windows tilt for easy cleaning. Single-, double- and triple-glazing may be specified. / Peerless Products, Inc., Kansas City, Mo. GB*



229



230



231

SPECIAL DOORS


229 STORAGE DOORS / The Jami-glide Powertron cold storage doors feature a new power operator for high reliability performance, low maintenance, and easier installation and start-up. / Jamison Door Company, Hagerstown, Maryland. GB*

230 ACOUSTICAL DOOR / Overly's 1 1/4-in.-thick door and 1-in. raised panel assembly achieves a STC of 52 under ASTM E90-75, without a raised seal or automatic door bottom. The door has cam life hinges and an adjustable bottom gasket, which seal the door firmly, eliminating sound leakage. / Overly Mfg. Co., Greensburg, Pa. GB*


231 ARMORED DOOR / Designed for protection against paramilitary attack of embassies, sensitive storage areas, etc., door and frame system claims "denial times" of up to 10 minutes from physical attack and a range of military small arms fire. Stainless steel door is 2 1/2-ins. thick. / Overly Mfg. Co., Greensburg, Pa. GB*



232



233



234


232 GARAGE DOOR / The "Thermo-O-Air" garage door is constructed of blow-molded polyethylene panels, each of which contains a one-in.-thick air space that acts as a thermal blanket. The panels overlap to form an unbroken weather seal. / General American Door Co., Montgomery, Ill.

233 FOLDING GRILLES / Side-acting closures will accommodate irregular openings with 90-, 120-, 135- or 150-deg curves with a tight 10-in. radius. Aluminum grilles need no floor track, only floor sockets for drop-bolts at vertical members. / Cornell Iron Works, Inc., Mountaintop, Pa. GB, ICR*


234 PERSONNEL DOOR / Both single-slide and center-parting 3-hour Class A fire doors can now be equipped with personnel pass doors not requiring a stepover bottom rail. The pass doors can swing either towards or away from the wall; center parting doors can have two personnel doors as shown. Personnel doors are UL labeled and FM approved. / F. L. Saino Mfg. Co., Memphis, Tenn. GB, ICR*



235



236



237

235 GARAGE DOOR / The "Renaissance 2000" sectional door uses resin-impregnated *Cladwood* board panels inserted in a galvanized metal rail to construct a garage door with the appearance and thermal advantages of wood. / Ankar Door Inc., Denver, Colo.


SPECIAL WINDOWS

236 VANDAL RESISTANT / An adaptation of the "Model 475" window, the "Graham Guardian" has an inner light of insulating glass, and an impact-resistant *Lexan* outer light. Using a special tool, sash can be tilted or swung open for cleaning. / Graham Architectural Products Corp., York, Pa. GB, ICR, LRC, E*

237 INSULATING WINDOWS / The Sunflake Window has an insulating value of R-14. An insulating panel covers the window opening. When not in use, it slides into a pocket section concealed in the wall cavity. / Sunflake, Ignacio, Colo.



238



239




240

238 SKYLIGHTS / In the new low-profile barrel-vault skylight, high-strength aluminum arches support curved acrylic glazing panels that can span up to 25 ft with unlimited lengths. Options include operable ventilating sections that can be automatically actuated by heat build up or fire. O'Keeffe's Inc., San Francisco, Calif.

239 VENTING SKYLIGHT / The venting skylight releases heat in the highest part of the room and draws fresh air throughout the house. Naturalite's window has an insulated self-flashing curb, and is offered in both single- and double-dome versions. / Naturalite, Inc., Garland, Texas. GB*

240 WOOD-FRAME SKYLIGHT / Aluminum clad over a wood frame, *Pella* skylights feature built-in flashing and 3/8-in.-tempered insulating glazing with a 1/2-in. air space between panes. Optional *Slimshade* blind controls light; aluminum condensation gutter is provided at sill. / Pella/Rolscreen Co., Pella, Iowa. LRC*



241



242



243

241 VENTING SKYLIGHT / The "Sky-master" wood curb hatch window cranks open to provide natural air flow. Unit comes complete with flashing and an insect screen. / Tub-Master Corp., Orlando, Fla.


WOOD & PLASTIC DOORS

242 FOLDING DOORS / The Winwood line of wood folding doors feature a high-technology woodgrain finish laminated to solid West Coast hemlock for quality at a budget price. / Wood Specialty Products, a Division of Shakertown Corporation, Mountlake Terrace, Wash.


243 SPECIAL SHAPES / Prefinished Flexiframe window components allow architects to create trapezoidal units and other special window shapes. Stationary windows, finished in white or Terratone, will accept glass thicknesses up to one in., including triple-pane insulating glass. / Andersen Corp., Bayport, Minn.



244



245




246

244 FRENCH-STYLE DOOR / A double-glazed unit with an energy-efficient wood frame, this "Contemporary French" sliding door features removable wood windowpane dividers. Built-in narrow-slat blinds and bronze glass are available options. / Pella/Rolscreen Co., Pella, Iowa. LRC*

245 STAINED GLASS / Colored glass hand-lead in a variety of intricate patterns form the central design elements in six new "Stained Glass Series" doors. Doors are made of red oak or Philippine mahogany in a number of finish options. / Customwood Mfg. Inc., Albuquerque, N.M. GB, I*


246 RIGID VINYL DOORS / Trocal "Tilt and Turn" patio doors are constructed of fusion-welded steel-reinforced rigid vinyl available in eight colors. Doors swing in for entrance and exit, and tilt in from the top for secure, draft-free ventilation. / Dynamit Nobel of America, Inc., Montale, N.J. GB, ICR, LRC*



247



248



249

247 SCREEN DOORS / One of a new line of 19 screen doors, the "DS 99" has a decorative mahogany grille in front of heavy-duty bronze wire screening. All doors are available in Ponderosa pine, in many architectural styles; custom sizes and finishes may be ordered. / Customwood Mfg. Co., Albuquerque, N.M. GB, I*

248 BRONZE PANEL DOOR / "Series 700" kits permit economical field fabrication of Bonded Bronze doors: a specially detailed Bonded Bronze panel can be easily mounted on one or both sides of any flush door with panel adhesive and special colored nails placed along the edge. Several textures in bronze, copper, aluminum and nickel silver metals are available. / Forms & Surfaces, Santa Barbara, Calif. GB, I*


249 WOOD AND GLASS / A solid-core door with red oak veneered surface, this "Geometric Door" has a large center light of clear or tinted safety glass. A rounded hardwood stop frames the glazing. / Customwood Mfg. Co., Albuquerque, N.M. GB, I*



250



251



252

WOOD & PLASTIC WINDOWS

250 SUNROOM / Prefabricated structure based on passive solar principles features wood construction, double-glass insulation, aluminum-clad exterior and such energy-saving options as Solarcool bronze glass and built-in Slimshade blinds. / Pella/Rolscreen Co., Pella, Iowa. LRC*

251 SOLAR FILM / SolaireFilm wood windows have a transparent film placed between two panes of glass, said to give the same U-factor as triple glass, but to be more receptive to solar energy. / Weather Shield Mfg. Inc., Medford, Wisc. GB, LRC*

252 TRIPLE GLAZING / Pella's "Triple Glass Insulation System" has a fixed exterior pane of glass on the outside and a removable panel of double-insulating glass on the inside. Wood-framed units are thermally efficient and prevent condensation. / Pella/Rolscreen Co., Pella, Iowa. LRC*

UCI 8: DOORS & WINDOWS




ACOUSTICAL DOORS / A four-page bulletin prepared for architects and builders presents technical and design data on barrier-free, "Noise-Lock" acoustical doors. Emphasized are the lab-rated performances of each model as they were rated for acoustical capabilities, fire resistance and fire/blast resistance. ■ Industrial Acoustics Co., Bronx, N.Y.

circle 3117 on inquiry card



ENTRY DOORS / A line of solid hardwood, handcrafted front entry doors are showcased in a 16-page catalog. The "Lasting Impressions" catalog shows in color installations of the wide choice of designs, woods and finishes available. Also featured: matching sidelights, bifolds and custom designs. ■ International Wood Products, San Diego, Calif.

circle 3122 on inquiry card



SPECIALIZED WINDOWS / A family of specialized-function windows is cataloged in an 8-page booklet. Products featured include: sliding service windows, ticket windows, speak holes, mail slots, and package windows. Each is shown in a drawing, its features listed, and dimensions given in tabular form. ■ Nissen & Co., South El Monte, Calif.

circle 3127 on inquiry card



MIRRORED DOORS / A full line of mirrored closet doors is cataloged in a 16-page booklet. Prepared for architects, builders and interior designers, the brochure contains many ideas on how to use bi-fold, bi-pass and three-way mirrored doors as "space-stretchers." Featured are architectural specifications, product data and installation information. ■ Monarch Mirror, Chatsworth, Calif.

circle 3118 on inquiry card



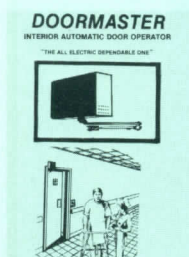
INSULATING GLASS / The advantages of using insulating glass are stressed in an 8-page brochure. A product data chart compares the typical insulating values of double versus single glazing in terms of U-values, light transmission and heat gain. Reflective capabilities and sound reduction are also discussed. ■ Independent Insulating Glass Co., Chicago, Ill.

circle 3123 on inquiry card




INSULATED DOORS / A 4-page brochure introduces a line of thermal entrances, featuring the Insulclad 260 insulated aluminum glass doors. The results of performance tests are tabulated and summarized in two graphs. All entrances are available with closers, locks, hinges and other hardware. ■ Kawneer Architectural Products, Niles, Mich.

circle 3128 on inquiry card




DOOR OPERATOR / Safety and dependability are stressed in a brochure describing an interior automatic door operator. The all-electric unit meets or exceeds industry standard for "low energy" power-operated doors, using less power than a 100-Watt light bulb. ■ Lanson Industries, Inc., Greendale, Wisc. GB* †

circle 3119 on inquiry card




STAINED GLASS / The many possible applications of stained glass for commercial, institutional and residential structures are suggested in a six-page brochure. Four-color photographs display some of the company's recent and past commissions for stained glass. ■ Rambusch, N.Y., N.Y.

circle 3124 on inquiry card



GLAZING SYSTEM / A 4-page brochure describes a secondary glazing system that reduces air infiltration and conduction through existing glass areas substantially. The system consists of an aluminum-framed secondary window and a venetian blind. Schematics and cross-sections are included. ■ Nanik, Wausau, Wisc.

circle 3129 on inquiry card



FLOOD PROTECTION / A 12-page catalog details several models of flood barriers and watertight doors for use in building in flood-prone areas. Each model features the manufacturer's PNEUMA-SEAL inflatable gasket. The catalog illustrates how these barriers are installed in both existing buildings and new construction. ■ Presray Corp., Pawling, N.Y. GB, ICR*

circle 3120 on inquiry card




EXIT DEVICES / A 4-page brochure introduces five series of exit devices. Some of the units features are for glass doors only; the others for wood or hollow metal. Load capabilities and other safety features are described. Instructions on how to specify each product is summarized. Accessories are listed. ■ Adams Rite Mfg., City of Industry, Calif.

circle 3125 on inquiry card



WOOD ENTRANCE DOOR / An addition to the manufacturer's "International Door" collection is announced in this color brochure. The new style is called "The Tudor." Its distinctive feature: a hinged "speaking Port" with a Tudor-style security grille. This opening allows the homeowner to identify callers or increase ventilation. ■ Simpson Timber Co., Seattle, Wash. LRC*

circle 3130 on inquiry card




FLOOD BARRIERS / PL flood barriers are the subject of a four-page brochure. Five models are available, three lift-out panels and two permanently-attached, hinged panels. The brochure also has a customer fill-in section to determine which model is appropriate. ■ Presray Corp., Pawling, N.Y. GB, ICR*

circle 3121 on inquiry card



GLAZING / The properties and wide range of applications of Lexan sheet is the subject of a 12-page publication. Information includes where to use these types of glazing, and how they compare to other materials; impact resistance and thermal advantages are emphasized. ■ General Electric, Pittsfield, Mass.

circle 3126 on inquiry card



GLAZING BROCHURE / A 4-page, illustrated brochure called "Glazing Systems" features three glazing projects and a sealant/tape/gasket glazing selector chart. This chart provides a quick reference to performance characteristics, specification ratings, joint application sizes, surface types, life expectancies and color availability for the full line of glazing products. ■ Tremco, Cleveland, Ohio.

circle 3131 on inquiry card

Shield® windows



Perma-Shield windows and gliding patio doors save on maintenance, too. Their rigid vinyl exteriors virtually eliminate it.

And all the while they hold their appearance. Assuring window beauty for years and years.

The contractor needs products that are easy to install.

Andersen responds. With windows that arrive assembled, complete with hardware. With durable, vinyl sheathed windows that resist damage during handling and installation.

With windows that install easily in virtually all types of wall construction.

The manager wants products that are easy to maintain.

Andersen replies. With windows and gliding patio doors that are practically maintenance-free. Their tough, enduring vinyl exteriors see to it. They won't need painting every few years.

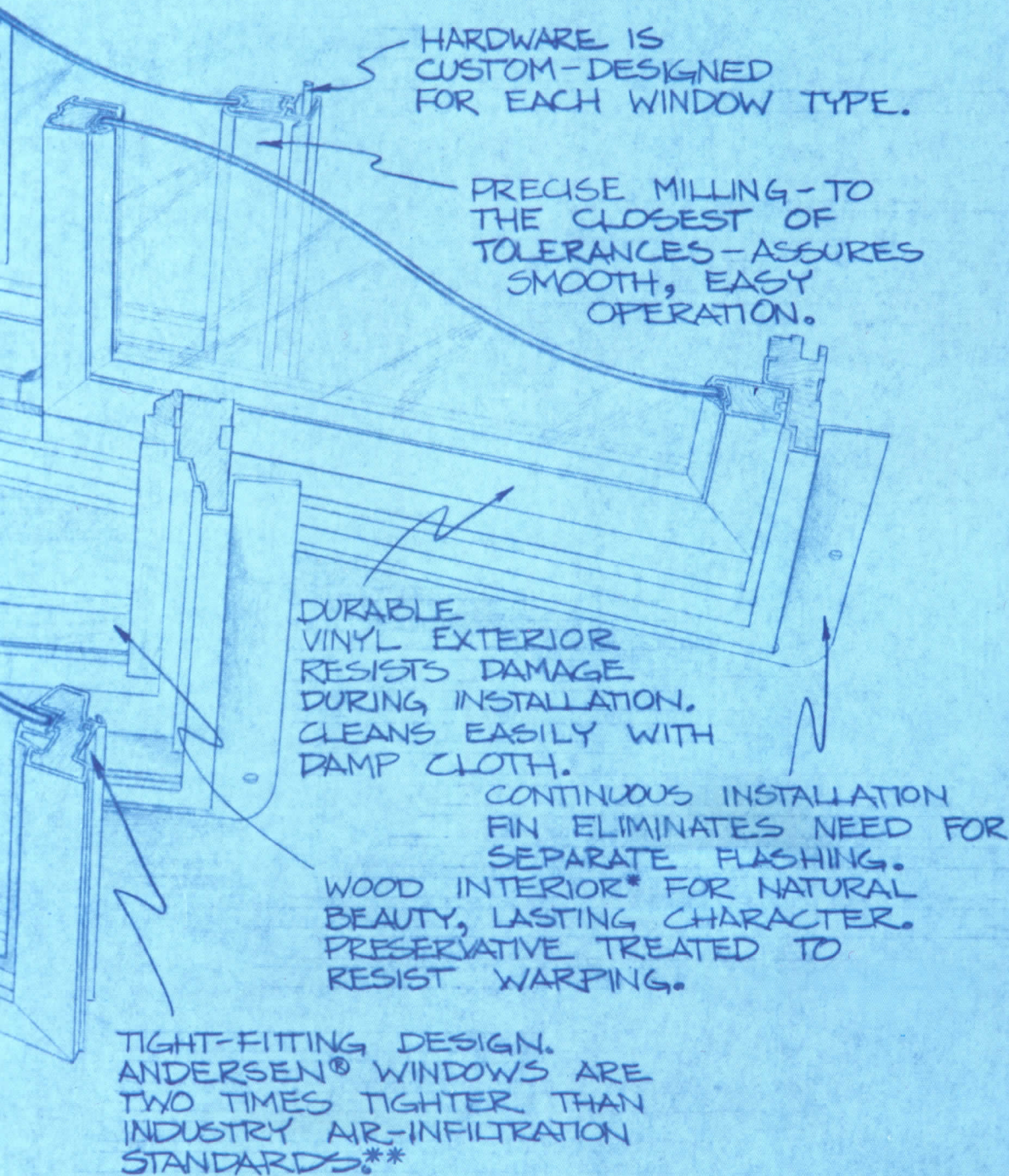
The tenant seeks beauty and comfort.

Andersen understands. And builds windows with interiors of rich, warm, beautiful wood.*

Builds them tight and true. To help seal out winter. Help seal in comfort.

Some commercial building windows can't keep you ahead of people's needs.

With Andersen in the storefront, you're in the forefront.





The Andersen[®] Perma-Shield[®] casement window.

Closed, this window helps seal out the elements and helps seal in valuable energy.

Open, it scoops in ventilation to create better indoor living.

Outside, its durable rigid vinyl repels weather and time.

Inside, its rich warm wood invites with charm and character.

In white, these windows accent—with a clean bold profile.

In Terratone, they blend—in a deep dramatic way.

The Perma-Shield[®] casement window

Could this be the perfect commercial window?

Usages

Perma-Shield casements can be arranged singly, stacked, mulled together in pairs, rows and angle bay/bow formations or combined with fixed windows.

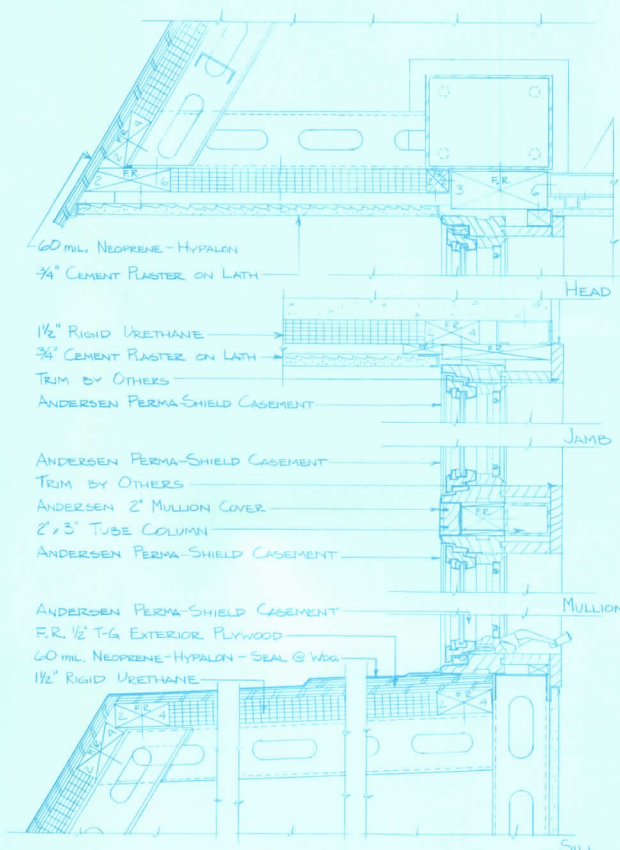
Applications

- Camden County Library**
 Voorhees, New Jersey
 Architect: Gottelmann Associates
 Haddonfield, New Jersey
 Installation: Perma-Shield casement—operating and fixed units—set in expanded metal frames
- St. Croix Valley Clinic**
 Stillwater, Minnesota
 Architect: Stanley E. Brown, A.I.A.
 Denver, Colorado
 Installation: Terratone color Perma-Shield casement windows (in angle bay formations) in brick wall construction with copper facing over exterior plywood
- Washington County Office Building**
 Stillwater, Minnesota
 Installation: Perma-Shield casement windows and spandrel panels in two-story curtain wall design.

Printing limitations prohibit exact duplication of Terratone. Use actual sample for building specifications.



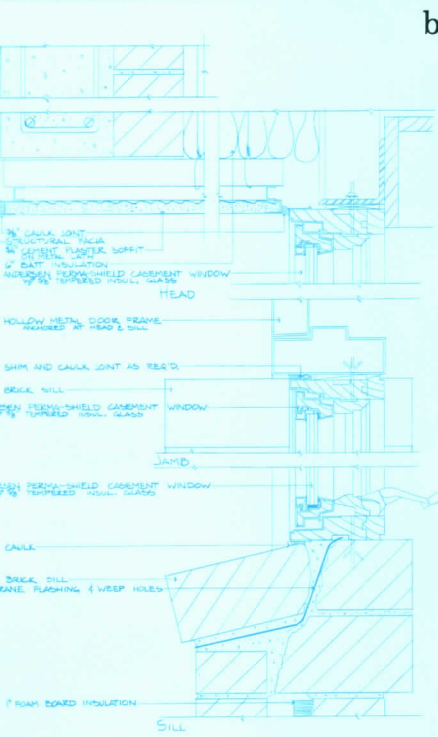
Library



Circle 1023 on inquiry card



Clinic

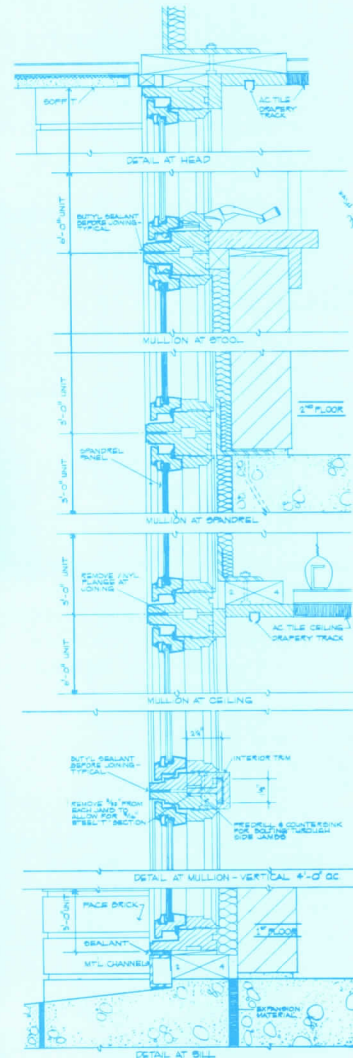


b



c

Court House



The Andersen[®] Perma-Shield[®] awning window.

Cast your design eye over the projects shown here.

See the common denominator?

It's the popular, versatile Perma-Shield[®] awning window.

How popular? Very. On these pages alone it serves a center for the handicapped, a college dormitory and a bank.

How versatile? Extremely. Used in stacks, ribbons or individually, it's the solution to many light, view, ventilation and privacy requirements.

Combined with fixed windows it adds controlled ventilation to picture window beauty.

It's also available in beautiful white or blendable Terratone.

And as with all Perma-Shield windows, energy efficiency, low maintenance and lasting beauty are all standard.

The Perma-Shield awning window.

One window that answers many needs.

Applications

- a. **Courage Center**
Golden Valley, Minnesota
Architect: Rafferty, Rafferty, Mikutowski & Associates
St. Paul, Minnesota
Installation: Perma-Shield awning and fixed windows, Perma-Shield casements and Perma-Shield gliding doors set in masonry construction
- b. **Shenandoah College Residence Hall**
Winchester, Virginia
Architect: Keith Williams & Associates
Winchester, Virginia
Installation: Perma-Shield awning windows in prestressed concrete and masonry frame with stucco facing
- c. **Federal Land Bank**
Northfield, Minnesota
Architect: Architects Plus
Faribault, Minnesota
Installation: Perma-Shield awning and Perma-Shield casement windows in a ribbon window configuration in masonry and frame wall construction

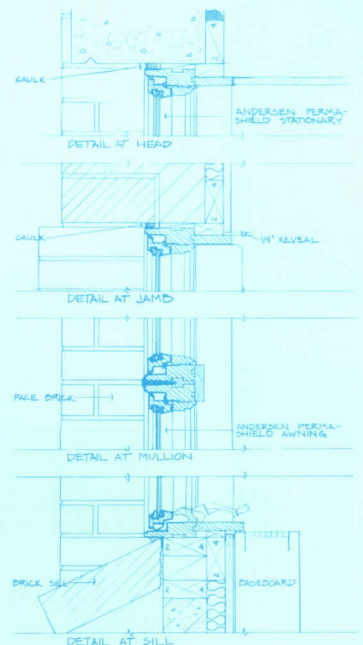
Printing limitations prohibit exact duplication of Terratone. Use actual sample for building specifications.



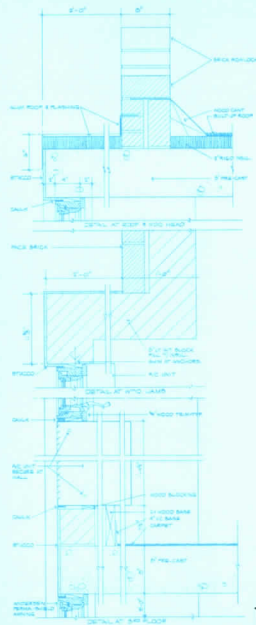
a



Handicapped Center

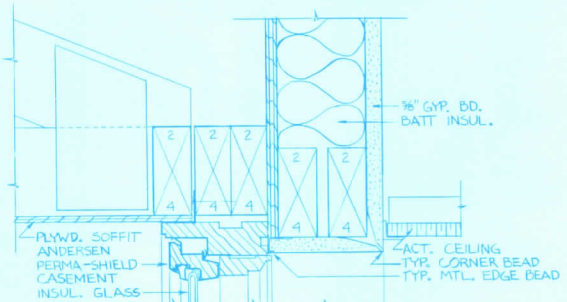



Circle 1023 on inquiry card

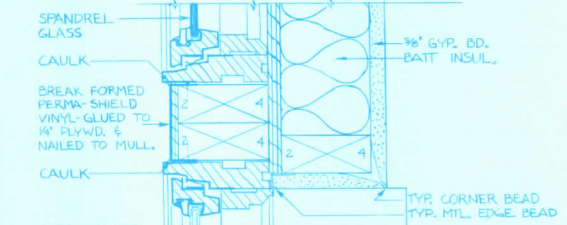


b

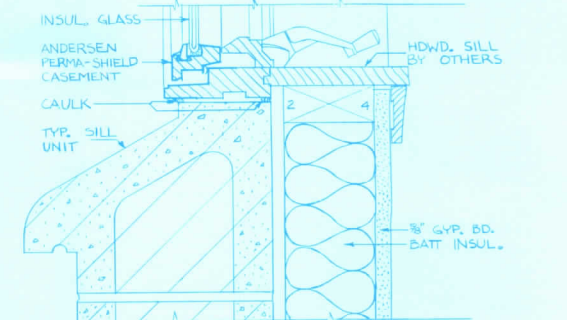
Dormitory



DETAIL AT HEAD



DETAIL AT JAMB/MULLION

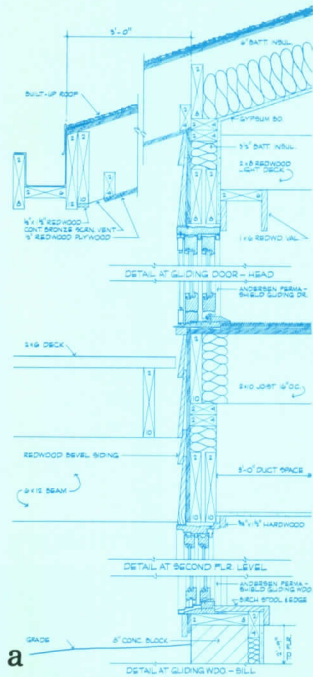


DETAIL AT SILL

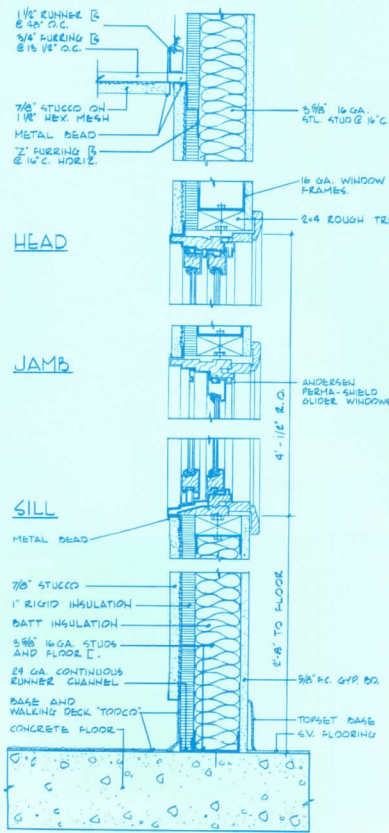
Bank

c





Office Building

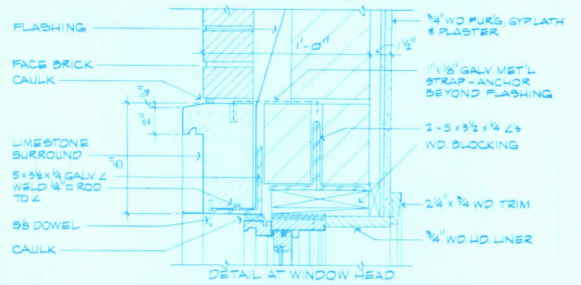


b Elderly Housing

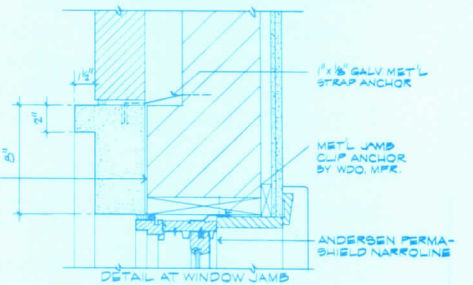




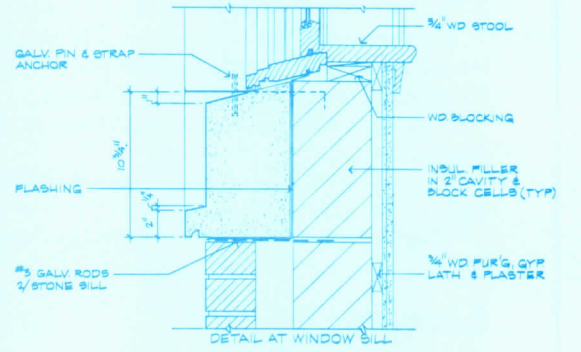
b



DETAIL AT WINDOW HEAD



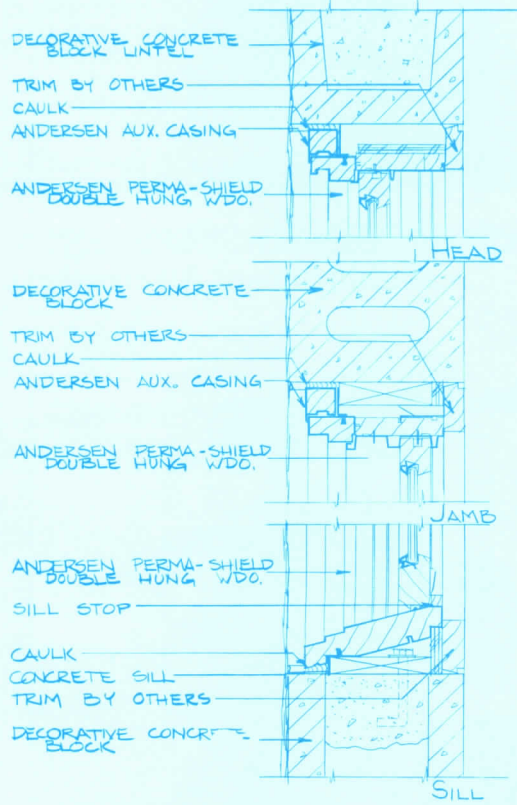
DETAIL AT WINDOW JAMB



DETAIL AT WINDOW SILL




County Offices



Community Center

c



The Andersen[®] Perma-Shield[®] gliding patio door.

Be a two world designer. Use balconies, decks or patios to add the outdoor world to the indoor.

And count on the Perma-Shield[®] gliding patio door to join them.

Its profile is beautiful. Slim. Trim. For maximum light, view and ventilation.

Its exterior is sheathed in long-life, low-upkeep rigid vinyl. For carefree summer days.

And it's crafted three times tighter than industry air-infiltration standard 3-70. For weathertight winter nights.

Fuel-saving winter nights. Through its marriage of wood, double-pane insulating safety glass (triple-pane insulating safety glass is optional) and snug design.

All this in a gliding patio door that rolls open smooth and easy.

The Perma-Shield gliding patio door. For the best of both worlds.

Usages

Perma-Shield gliding patio doors can be arranged singly, in pairs or rows.

Applications

a. La'Croft Condominiums

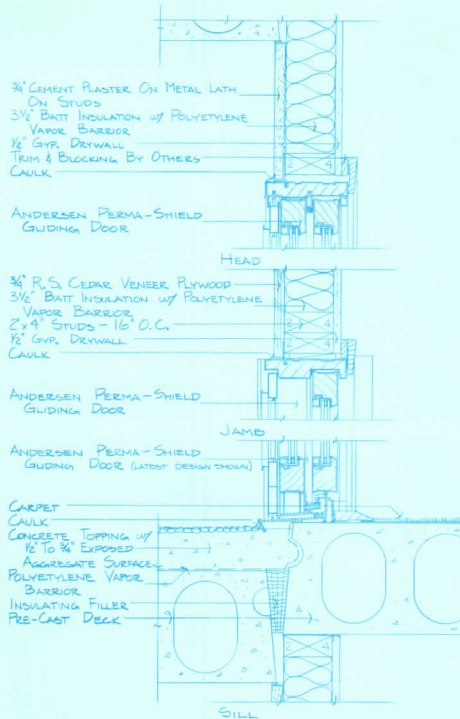
Charlevoix, Michigan
Architect: Daverman Associates, Inc.
Grand Rapids, Michigan.

Installation: Perma-Shield gliding patio doors and Perma-Shield gliding windows in metal stud walls

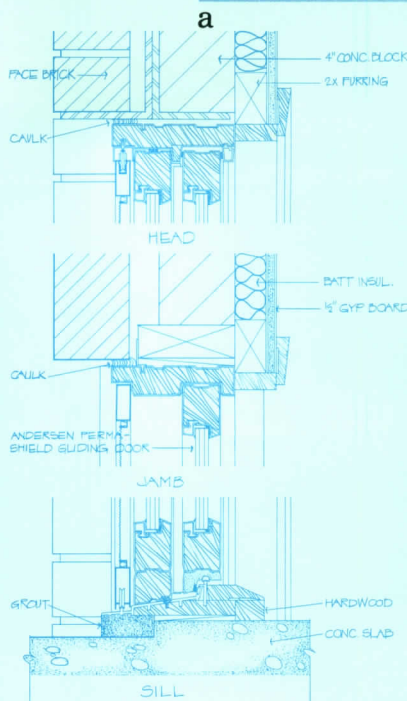
b. The Oak Brook Club

Oak Brook, Illinois
Architect:
Leitch/Kiyotoki/Bell & Associates
Newport Beach, California

Installation: Perma-Shield gliding patio doors and Perma-Shield casements in concrete block walls with face brick



Condominium Apartments



b



a



b



c



The Andersen® Window Replacement System.

Your restoring, renovating and remodeling projects also have window needs.

To meet them, we offer The Andersen Window Replacement System.

Beautiful, low maintenance, fuel-saving Perma-Shield® windows are the heart of the System.

Specially designed Andersen installation aids custom-fit stock size Perma-Shield windows into virtually any window opening. The aids support, fill in and trim out the exterior area around the installed Perma-Shield window when the window is not the exact size for the opening.

Completing the System is the 90-page Andersen Selection Guide. It explains exactly how to use the System. It also lists over 500 window opening sizes, all the Perma-Shield window styles and sizes that can be used for each opening and which Andersen installation aids will be needed.

The Andersen Window Replacement System.

It assures first-class windows the second time around.

Applications

- a. **The Creamery**
Sussex, New Jersey
Architect: J. Arthur Johnsen, AIA
Sussex, New Jersey
Window Replacement: Perma-Shield® casement windows in Terratone color installed in 14" brick wall with stucco finish over rigid insulation
- b. **Union Wharf Development**
Boston Harbor, Massachusetts
Architect: Moritz O. Bergmeyer Associates, Inc.
Boston, Massachusetts
Window Replacement: Perma-Shield® Narroline® windows installed in massive stone exterior walls
- c. **Hardin County Courthouse**
Kenton, Ohio
Window Replacement: Perma-Shield® casement and awning windows installed in typical "turn-of-the-century courthouse" wall construction

Printing limitations prohibit exact duplication of Terratone. Use actual sample for building specifications.



For more information

on the one specification that satisfies all, see our complete detail catalog in Sweet's Catalog File, Section 8.16/An. Or contact your Andersen distributor for a complete architectural detail file.



ALABAMA
BIRMINGHAM — Birmingham Sash & Door Co. — (205 254-3276)

ARIZONA
TEMPE — Edward Hines Lumber Company — (602 894-0930)

ARKANSAS
NO. LITTLE ROCK — Fischer Lime & Cement Co. — (501 376-2911)

CALIFORNIA
FAIRFIELD — Sequoia Supply — (707 864-1711)
OAKLAND — Western Door and Sash Co. — (415 535-2000)

ORANGE — Sequoia Supply — (714 974-2330)

COLORADO
DENVER — Boise-Cascade Corp. — (303 629-1629)
DENVER — Rocky Mountain Millwork Corp. — (303 373-0210)

CONNECTICUT
NORTH HAVEN — Brockway-Smith Company — (203 239-1603)
ROCKY HILL — Cleary Millwork Co. — (203 721-0520)

DELAWARE
BEAR — C-E Morgan Distribution — (302 322-1227)

FLORIDA
FORT MYERS — Huttig Sash & Door Company — (813 332-2424)
JACKSONVILLE — Huttig Sash & Door Company — (904 786-1622)

LARGO (St. Petersburg) — C-E Morgan Building Products — (813 393-4681)
ORLANDO — Huttig Sash & Door Company — (305 295-9020)
RIVIERA BEACH — The Weiler-Wilhelm Window & Door Co. — (305 845-1555)

GEORGIA
NORCROSS (Atlanta) — Winter of Atlanta — (404 448-0440)

IDAHO
BOISE — Chandler Corporation — (208 375-5050)

ILLINOIS
DECATUR — C-E Morgan Sash & Door Co. — (217 877-4621)
PEORIA — Wahlfeld Mfg. Co. — (309 673-4421)

ROCK ISLAND — Rock Island Millwork Company — (309 788-0421)
SKOKIE — EHLCO — (312 761-6600)
WEST CHICAGO — Wahlfeld's — (312 293-1000)

INDIANA
GOSHEN — Goshen Sash & Door Co. — (219 533-1146)
INDIANAPOLIS — Midland Sash & Door Inc. — (317 637-3381)
TERRE HAUTE — Associated Door & Plywood Co. — (812 232-1371)

IOWA
CEDAR RAPIDS — Rock Island Millwork Company — (319 365-6904)
DES MOINES — Rock Island Millwork Company — (515 265-6071)
DUBUQUE — Rock Island Millwork Company — (319 588-0551)
MASON CITY — Mason City Millwork Co., Inc. — (515 423-2822)
SIoux CITY — Jordan Millwork Company — (712 258-7554)
WATERLOO — Rock Island Millwork Co. — (319 233-3331)

KANSAS
LENEXA (Kansas City) — C-E Morgan Distribution — (913 888-5900)

KANSAS (cont.)
WICHITA — Rock Island Millwork Co. — (316 264-8375)
WICHITA — Rounds & Porter Co. — (316 262-1465)

KENTUCKY
LEXINGTON — Combs Company — (606 254-3321)
LOUISVILLE — Allied Sash & Door, Inc. — (502 361-8481)
LOUISVILLE — Huttig Sash & Door Co. — (502 491-4560)

LOUISIANA
ALEXANDRIA — Davidson Louisiana, Inc. — (318 442-1355)
BATON ROUGE — Davidson Louisiana, Inc. — (504 387-6746)
HOUMA — Davidson Louisiana, Inc. — (504 879-2313)
KENNER — Davidson Louisiana, Inc. — (504 466-4558)
LAFAYETTE — Davidson Louisiana, Inc. — (318 234-6373)
LAKE CHARLES — Davidson Louisiana, Inc. — (318 439-8393)
MONROE — Davidson Louisiana, Inc. — (318 323-2273)

MAINE
PORTLAND — Brockway-Smith Company — (207 774-6201)

MARYLAND
BALTIMORE — Robbins Door & Sash Co. — (301 796-7766)
BARCLAY (Eastern Shore) — Delmarva Sash & Door Co. — (301 438-3102)

MASSACHUSETTS
ANDOVER (Boston) — Brockway-Smith Company — (617 475-7100)
EAST LONGMEADOW — Brockway-Smith Company — (413 525-3377)
SPRINGFIELD — Martin Lumber Company — (413 788-9634)

MICHIGAN
BIRCH RUN — Morgan Sash and Door Co. — (517 624-9383)
GRAND RAPIDS — Grand Rapids Sash & Door Co. — (616 784-1500)
HOLT (Lansing) — Grand Rapids Sash & Door Co. — (517 694-2108)
SCHOOLCRAFT (Kalamazoo) — Grand Rapids Sash & Door Co. — (616 679-5205)
TRAVERSE CITY — Grand Rapids Sash & Door Co. — (616 947-5420)
WIXOM (Detroit) — Kimball & Russell, Inc. — (313 624-7000)

MINNESOTA
DULUTH — The Radford Company — (218 624-3654)
MINNEAPOLIS — Independent Millwork Inc. — (612 425-6600)
ST. PAUL — Pacific Mutual Door Company — (612 631-2211)

MISSOURI
CAPE GIRARDEAU — Associated Building Centers, Inc. — (314 335-8231)
HAZELWOOD (St. Louis) — Chromalloy Building Products Div. — (314 731-1401)
KANSAS CITY — Pacific Mutual Door Company — (816 531-0161)
MARYLAND HEIGHTS (St. Louis) — St. Louis Millwork Company — (314 872-8724)
ST. JOSEPH — Associated Building Centers, Inc. — (816 232-7744)
SPRINGFIELD — Toombs & Company — (417 862-9377)

MONTANA
BILLINGS — Boise-Cascade Corp. — (406 652-3250)
GREAT FALLS — Lumber Yard Supply Co. — (406 453-0356)

MONTANA (cont.)
MILES CITY — Richland Lumber Co. — (406 232-1345)
MISSOULA — Exchange Lumber Co. — (406 549-5121)

NEBRASKA
OMAHA — Disbrow & Co. — (402 341-0774)
OMAHA — Jordan Millwork Co. — (402 334-7660)
SCOTTSBLUFF — Huttig Sash & Door Co. — (308 436-2151)

NEW JERSEY
MIDLAND PARK — Black Millwork Co., Inc. — (201 445-5700)
RIDGEFIELD — Whittier-Ruhle Millwork Co. — (201 943-6600)
WOODBURY HEIGHTS — Middle Atlantic Millwork Co. — (609 848-8000)

NEW MEXICO
SANTA FE — Santa Fe Lumber & Millwork Inc. — (505 471-9022)

NEW YORK
ALBANY — Dorsej Millwork Inc. — (518 489-2542)
ALBANY — Iroquois Millwork Corporation — (518 436-9631)
BUFFALO — Iroquois Door Company — (716 856-8144)

DEER PARK (Long Island) — Sturtevant Millwork Corporation — (516 667-6700)
JOHNSON CITY — Robbins Door & Sash Co., Inc. — (607 797-1288)
RIDGEWOOD (Long Island) — Hussey-Williams Co. — (212 381-2500)
SYRACUSE — Iroquois Door Co. — (315 455-2491)
VICTOR (Rochester) — Iron City Sash & Door Company — (716 924-3201)

NORTH CAROLINA
CHARLOTTE — Huttig Sash & Door Company — (704 332-1503)
KERNERSVILLE — Huttig Sash & Door Company — (919 996-5221)
ROCKY MOUNT — Huttig Sash & Door Company — (919 446-2446)

NORTH DAKOTA
BISMARCK — The Radford Company — (701 223-5890)
FARGO — The Radford Company — (701 282-7200)

OHIO
CANTON — Iron City Sash & Door Company — (216 478-1461)
CINCINNATI — Acme Sash & Door Company — (513 242-4400)
COLUMBUS — Huttig Sash & Door Company — (614 486-4367)
DAYTON — Dayton Sash & Door Company — (513 224-0626)
NORTH LIMA (Youngstown) — Iron City Sash & Door Company — (216 549-9801)
TOLEDO — Allen A. Smith Co. — (419 537-1373)
VALLEY CITY (Cleveland) — Weiler-Wilhelm Window & Door Co. — (216 225-9500)

OKLAHOMA
OKLAHOMA CITY — Lumbermen's Supply Co. — (405 232-9163)
TULSA — Mid-West Mill & Supply Co. — (918 747-2000)
TULSA — General Sash & Door Co. — (918 622-3131)

OREGON
BEAVERTON — Savage Wholesale Bldg. Materials, Inc. — (503 643-8505)
WILSONVILLE (Portland) — Sequoia Supply — (503 682-2822)

PENNSYLVANIA
ALLENTOWN — Reeb Millwork Corp. — (215 770-0700)

ALLENTOWN — Robbins Door & Sash Co., Inc. — (215 434-4827)
CARLISLE — Middle Atlantic Millwork Co. — (717 243-5656)
FRACKVILLE — Robbins Door & Sash Co., Inc. — (717 874-1220)
HARRISBURG — Robbins Door & Sash Co., Inc. — (717 238-8101)
MECHANICSBURG — C-E Morgan Distribution — (717 697-0346)
MONTOURSVILLE — Robbins Door & Sash Co., Inc. — (717 368-2656)
NORTH HUNTINGDON (Pittsburgh) — Shuster's Building Components — (412 863-4018)
SANDY LAKE — Iron City Sash & Door Co. — (412 376-7415)
SCRANTON — Robbins Door & Sash Co., Inc. — (717 344-6156)
WILKES-BARRE — Robbins Door & Sash Co., Inc. — (717 824-8781)
WINDBER (Johnstown) — Iron City Sash & Door Co. — (814 467-4571)

SOUTH CAROLINA
WEST COLUMBIA — C-E Morgan Distribution — (803 791-5634)

SOUTH DAKOTA
SIoux FALLS — Jordan Millwork Company — (605 336-1910)
WATERTOWN — Jordan Millwork Company — (605 886-5801)

TENNESSEE
KINGSPOrt — Holston Builders Supply — (615 247-8131)
MEMPHIS — Memphis Sash & Door Co. — (901 363-6040)
NASHVILLE — Wholesale Building Products — (615 259-4222)

TEXAS
AUSTIN — Davidson Texas, Inc. — (512 444-6701)
DALLAS — Lone Star Wholesale — (214 247-6161)
HOUSTON — Lone Star Wholesale — (806 763-7078)
LUBBOCK — Dea Window & Door Co. — (806 763-7078)
LUBBOCK — Lubbock Sash & Door Co. — (806 763-7695)

UTAH
SALT LAKE CITY — Diehl Lumber Products, Inc. — (801 972-8300)

VIRGINIA
ALEXANDRIA — C-E Morgan Distribution — (703 370-5740)
FREDERICKSBURG — Huttig Sash & Door Co. — (703 371-1710)
PORTSMOUTH — C-E Morgan Distribution — (804 393-4036)
ROANOKE — Huttig Sash & Door Co. — (703 344-6201)

WASHINGTON
SPOKANE — Exchange Lumber & Mfg. Co. — (509 487-1621)
TACOMA — Savage Wholesale Building Materials. — (206 383-1727)

WEST VIRGINIA
NITRO (Charleston) — Appalachian Sash & Door Co. — (304 755-8251)

WISCONSIN
LACROSSE — The Radford Company — (608 781-2280)
MADISON — The Radford Company — (608 244-3962)
MILWAUKEE — Western Moulding Co., Inc. — (414 258-4686)
OSHKOSH — The Radford Company — (414 231-4880)

Copyright © 1981 Andersen Corporation, Bayport, MN 55003

The beautiful way to save fuel[®]
Andersen Windowalls[®]
ANDERSEN CORPORATION BAYPORT, MINNESOTA 55003

Circle 1023 on inquiry card

Rayflect™ in New Orleans

Superior looks, energy savings, and all that jazz.

Insulating Glass from Advanced Coating Technology.
Take a close look at the recently completed 1555 Poydras Building in downtown New Orleans. Gray granite banded with Rayflect Silver—reflective insulating glass made by ACT—achieves architectural distinction, enhanced by sawtooth bay windows that command sweeping views of the Mardi Gras city. As you can see, Rayflect's quality shines through.

Now for something you *can't* see. Energy efficiency. High performance, matched by top-of-the-line quality, that gets *bottom-line* results. ACT combines an exterior lite of high performance Rayflect Silver with clear glass, resulting in an airtight, double-sealed insulating glass unit.

In short, Rayflect insulates buildings to keep energy costs down. Reducing heating costs in cold climates. And cutting cooling costs in places like New Orleans.

More good news. All Rayflect Silver coatings are backed by a limited 10-year warranty on the coated surface and the insulating unit.

And one last consideration. At Advanced Coating Technology, we deliver on our promises (way down yonder in New Orleans and elsewhere). With prompt service, knowledgeable assistance and the kind of experienced know-how that has made ACT an industry leader.

1555 Poydras—New Orleans, Louisiana
Owner: Westminster City Center Properties
Developed by: Coleman Development
Company, Inc.—New Orleans, La.
Architect: Sikes Jennings Kelly—
Houston, Texas
Glazier: City Glass &
Mirror Co.
Product: S08C Rayflect
Silver Insulating Glass

The More You Look, The Better We Look

For more information, see Sweets #8.26 or write:

Advanced Coating Technology, Inc.

a subsidiary of Worthington Industries, Inc.


306 Beasley Drive, Franklin, Tennessee 37064 • 615-790-6001 • Telex 55-5145 ADCOTECHFRAN

uci 9

finishes



265



266




267

ACOUSTICAL TREATMENT

265 EARTHTONE CEILING / "Second Look Colortone" ceiling panels are offered in four subtle earthtones, keyed to the colors of available grid systems. Lay-in acoustical panels are scored in one-in.-wide lines for either a square tile or linear look (shown). / Armstrong World Industries, Lancaster, Pa. GB*

266 ACOUSTIC PANELS / "Eckoustic Functional Panels" are sealed to resist corrosion in swimming pool rooms. To increase speech intelligibility, a recent installation reduced reverberation time from 9.6 sec. to 2 sec. (with people) at 500 Hz. / Eckel Industries, Inc., Cambridge, Mass.


267 METAL CEILING / "Classique" lay-in panels are available in 13 colors, including three reflective finishes. They fit any standard 2- by 2-ft exposed ceiling module. Suspension systems are also offered to match exactly "Classique" panels. / Chicago Metallic Corp., Chicago, Ill. GB*



268



269



270

268 ABUSE RESISTANT PANELS / *Auratone Glatex* mineral fiber ceiling panels are said to be ideal for areas such as stairways, halls, locker rooms and gymnasiums. Coated with a heavy, paint-like texture, *Glatex* panels resist surface deformation under ASTM C367 test conditions, and have excellent damage-hiding characteristics. / United States Gypsum Co., Chicago, Ill.

269 ACOUSTICAL WALLS / Conweds new Silent 95 acoustical wall system offers attractive noise control required for open-office designs. The fabric-covered panels have an NRC of .95 and are designed for areas where reflected noise can hinder productivity. Panels come in 9 designer colors. / Conwed Corp., St. Paul, Minn.

270 ACOUSTICAL FOAM / *Sonex* 48-in.-sq panels have a sound-absorbing surface of evenly spaced, four-sided pyramids of open-cell foam. They have been used extensively in Europe to provide optimum sound control in architectural applications. *Sonex Pyramids* are available in silver, blue, yellow, brown, burnt orange and green, in 3- and 4-in. thicknesses. / Illbruck/usa, Minneapolis, Minn.



271



272



273


271 CEILING TILE / Aurora design ceiling tiles have a warm ivory color and eroded pattern. The product comes in standard concealed or reveal tiles. / Conwed Corporation, St. Paul, Minn.

ADHESIVES


272 LATEX ADHESIVES / Recommended for use with this maker's cove base, stair tread and flooring accessories, latex adhesive is non-flammable and water cleanable. It can be used on plaster, plywood, paneling, masonry and other structurally sound surfaces. / Roppe Rubber Corp., Fostoria, Ohio.

273 CONTACT ADHESIVE / Said to provide extraordinary ultimate strength, "420" multi-purpose modified contact adhesive is marketed especially for vinyl-clad gypsum dry wall over steel or wood studs. The adhesive has a neoprene base, waterproof and non-freezing. / The W.W. Henry Co., Huntington Park, Calif.

ACOUSTICAL TREATMENT
ADHESIVES
CARPETING
CEILING SUSPENSION SYSTEMS
PLASTER
PREFINISHED PANELS
RESILIENT FLOORING
SPECIAL COATINGS & SURFACINGS
SPECIAL FLOORING
TILE
WALL COVERING
WOOD FLOORING




274




277




280




283




275




278




281




284




276



279



282



285

CARPETING

274 HERRINGBONE PATTERN / this "Crossbow" patterned carpet from Collins & Aikman has been Performance Certified by Badische Corporation for Class II, Heavy Commercial Traffic use. It is made of 42-oz 1/8-gauge cut-pile wool-like ZEFTRAN blend CR-4 yarn (70 per cent acrylic and 30 per cent nylon). / Collins & Aikman, New York, N.Y.

275 COMPUTER DESIGN / Badische fiber producers have installed a Graphics pattern-tufting machine to assist customers in developing patterned carpets. Shown here: cut pile Graphics pattern with a tri-tone stripe, made in "Zeftron" nylon with subdued luster and static control. / Badische Corporation, Williamsburg, Va.

276 CARPET TILES / Interface has introduced its new "Quantum Series," which combines loop-pile carpet tiles and a free-lay system of installation. / Interface Flooring Systems, LaGrange, Ga.

277 CUSTOM PATTERNS / A new computer program for pattern tufting will speed the design process for multi-colored, custom carpeting, the manufacturer reports. The company has a portfolio of 15 custom cut-pile patterns and one standard design, made with delustered "Zeftron" nylon yarn. / Minimum order: 500 sq yd. Patrick Carpet Mills, Rancho Dominguez, Calif.

278 MATCHING CARPETS / The manufacturer has introduced two geometric carpets, Cardinal Point (shown) and Crossbow, along with Award II, a companion solid. Cardinal Point has a three-toned pin-dot design, Crossbow a broken herringbone pattern. All are 70 per cent acrylic and 30 per cent nylon with static control. / Colonnade Carpets, New York, N.Y.

279 DIAMOND DESIGN / Part of Karastan's "Berbereau" line of coordinating Zefran acrylic carpeting, "Berbereau Prisms" is a concentric diamond pattern available in natural berber colorations. / Karastan, New York City.

280 TUFTED PATTERNS / This congruent ellipse design was produced on the Graphics machine, an advanced carpet tufter that creates woven-like patterns by the economical tufting process. Computer-generated pattern concepts are developed using this manufacturer's 232 standard yarn colors. / Badische Corp., Williamsburg, Va.


281 RANDOM DOT CARPET / "Craftsbury" level loop commercial carpeting has a random dot design produced by pattern tufting equipment. The Zeftron 500 nylon carpet may be spot cleaned, even with chlorine-based products, with virtually no color loss. / Mohawk Carpet, New York, N.Y.

282 SCHOOL CARPETING / Made of wool-like, low-luster Zeftron nylon yarn, "Prime Spec" is performance certified for the extra-heavy traffic of schools and institutions. The level-loop carpet is available in 10 contemporary multi-colors and a range of custom face weights. / J & J Industries, Inc., Dalton, Ga.


283 CARPET SQUARES / A textured-loop construction, "Endurance" is the newest addition to the Tex-Tile line of 18- by 18-in. modular carpeting. Solution-dyed olefin fiber is shockproof, stain resistant, and comes in eight colors. / Collins & Aikman, New York, N.Y.

284 PLUSH COMMERCIAL / "Frieze" heat-set twist carpeting of Antron III nylon is said to offer the soft look and feel of velvet with the durability characteristics of commercial floor coverings. Colors include neutral grays and earth tones as well as muted colors, burgundies and forest greens. / Collins & Aikman, New York, N.Y.


285 LOFTED LOOP / Available in 10 color-ways, "Design Point" carpet is a wool-like blend of Zefran CR-4 yarn, patterned in a subtle check. The 5/32-gauge carpet is suitable for Class II, heavy commercial traffic, and carries a five-year wear warranty. / Downs Carpet Mills, Willow Grove, Pa.



286



287



288


286 CIRCULAR DESIGN / One of 15 custom cut pile patterns available to suit a range of design criteria, "Style P-6220" has a bold circular motif, and can be ordered in any of 50 stock-dyed colors. / Patrick Carpet Mills, Rancho Dominguez, Calif.

287 CONTRACT BERBER / A textured loop fabric woven in a ribbed pattern, "Regimental Rib" is constructed of stock-dyed Zefran acrylic yarn in a simulation of berber wool. Carpeting is performance certified for Class I, moderate commercial, traffic. / Downs Carpet Mills, Willow Grove, Pa.


288 ANTI-STATIC / The *Compu-Tile* line of anti-static carpet tiles meets IBM recommendations for use on computer room access floors, and is said to have superior electrostatic properties even when compared to tile and other hard surface flooring. Offered in 18- and 24-in.-square sizes, *Compu-Tile* comes in a range of colors in both level loop and cut pile constructions. / United Technical Products, Inc., Westwood, Mass.



289



290



291

289 CARPET TILE / A fine grid of subtly hued lines on a contrasting background, "Tattersall" is the newest *Interface* pattern specifically designed to be modular. Recommended for open office areas using flat cable wiring, bonded carpet squares free lay on the floor without curling or warping. / Interface Flooring Systems, Inc., La-Grange, Ga.


CEILING SUSPENSION SYSTEMS

290 CEILING PANELS / The U-70-X Lock-In Vee Panel system provides a cost-effective solution to screening interior and exterior ceilings, walls, fascias, and soffits. / Levolor Lorentzen, Inc., Lyndhurst, N.J.*

291 LAMINATED METAL / With a slightly textured, white-painted, scrubbable surface, metal laminated ceiling panels are offered for use in kitchens, school corridors and other heavy duty areas. *Minaboard* panels come in perforated acoustical (pictured) and unperforated versions. / Armstrong World Industries, Lancaster, Pa. GB*



292



293



294


292 DIRECTIONAL CEILING / Heavily textured "Bold Look III" ceiling panels are scored in one direction, with one-in.-wide routings, for a strong, linear look. The 2- by 4-ft panels are available in white only, and are installed with a low-gloss grid. / Armstrong World Industries, Lancaster, Pa. GB*

PLASTER


293 PLASTER CASTINGS / A variety of medallions, cornices, door panels, moldings, and ceilings are available in 100 fire-safe designs and patterns. / Dovetail Inc., Lowell, Md.*

PREFINISHED PANELS

294 REDWOOD PANELING / Economical *RediWood* interior paneling comes as 4-in.-wide shiplap planks, in random lengths from 2 to 6 ft. *RediWood* is reversible, with resawn rustic on one side and a smooth finish on the other. Paneling is installed by glueing, nailing or stapling. / Windsor Mill, Windsor, Calif.



295



296




297

295 WOOD PANELING / The "European look" *Profileboard* panel system has genuine hardwood veneer on both face and exposed edge surfaces. Panels are grooved to go up with special galvanized clips and a wood spline, which establishes a 1/8-in. reveal between individual panels. / Ostermann & Scheiwe, USA, Spanaway, Wash.

296 METAL WALL PANELS / Offered in 11 low relief textures suitable for walls, doors, counter faces, and other flat interior surfaces, "Bonded Bronze" panels are now available in a fire-retardant version, developed to meet Class I flame-spread requirements. / Forms & Surfaces, Santa Barbara, Calif. GB, I*

RESILIENT FLOORING

297 SHEET VINYL / An extremely durable, low-maintenance floor for heavy foot traffic areas, *Lonfloor* sheet vinyl is now offered in 15 solid colors. Available in rolls 6 by 60-ft, *Lonfloor* can be heat- or solvent-welded to form a seamless, sanitary installation. / Lonseal, Inc., Torrance, Calif. GB*



298



299




300


298 RESILIENT FLOORING / Made of synthetic rubber, *Noraslate* flooring reproduces the sculptured patterning of natural slate. *Noraslate* will not discolor, stain, crack or chip, and resists scuffs, burns, and chemicals. It is available in brick red, slate gray and black. / Nora Flooring, Madison, Wisc. GB, I*

299 TWO-TONE FLOORING / A raised pastille design, *Norament Duo* synthetic rubber flooring is available in five two-color combinations. The slip-resistant floor is permanently self-waxing for low-cost maintenance. / Nora Flooring, Madison, Ind. GB, I*


300 SHEET FLOORING / A floor composed of reinforced polyurethane, "Futur" commercial flooring has welded seams for a dense, sanitary surface. "Futur" does not require waxing. / Tarkett, Edgemont, Pa. GB, ICR*



301



302



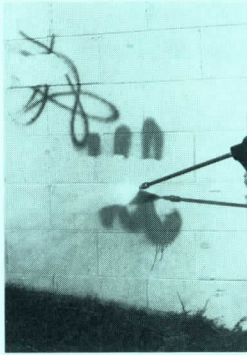
303

301 VINYL FLOORING / A random slate pattern, "Southgate" residential vinyl flooring comes in five colors: linen white, brown, beige, wheat and slate gray. / Biscayne Decorative Products, National Gypsum, Miami, Fla.

302 MOLDED RUBBER TILE / Factory-cut in 24- by 24-in. square tiles, "550-SL" molded rubber flooring provides a dry, non-slip foot surface for safe pedestrian traffic in lobbies, concession stands, elevators, etc. Tile comes in solid black, and nine marbled colors. / The R. C. Musson Rubber Co., Akron, Ohio, GB*

SPECIAL COATINGS & SURFACINGS


303 URETHANE COATINGS / The brick walls of these inner-city homes were covered with an aluminum-pigmented primer and two finish coats of a terra-cotta colored, light-stable *Desmodur* urethane paint system. Lacquer and aerosol paint graffiti was then easy to remove, using only conventional solvents or detergent spray, without harming the protective coating. / Mobay Chemical Corp., Pittsburgh, Pa.



304



305



306

304 GRAFFITI CONTROL / Two silicone and wax-based coatings are available to protect both porous masonry and non-porous surfaces from permanent defacement by graffiti. The clear products will not yellow or peel, and should last five years. / Anti-Graffiti Systems, Inc., Fredericksburg, Va.


305 WOOD FINISH / A clear, low-odor finish for cedar shingles, shakes and exterior siding, *Aquatrol* provides wood with a durable seal against the damaging effects of moisture absorption. A revised formulation, *Aquatrol*, now has a rich initial color, increased ultraviolet resistance, and easier, no-thin application. / The Flood Co., Hudson, Ohio, GB*

SPECIAL FLOORING


306 SANITARY FLOORING / A heat-welded sheet vinyl, Altro Safety flooring contains a bacteriostat to inhibit gram-positive and gram-negative bacteria from flourishing. Altro comes in nine colors. An extra-strength version provides additional grip for extremely wet or greasy areas. / Altro Ltd., Jenkintown, Pa. GB, ICR*



307



308



309

TILE


307 FLOOR TILES / Designed to resist impact in heavy traffic areas, "Ecologica" tiles come in five mottled earth tones, with a vitrified red/brown body and a low-relief grid back. The tiles measure 12- by 12-in. / Marazzi USA, Inc., Dallas, Texas.

308 ITALIAN TILES / A new showroom and warehouse, Tilerama in Howard Beach (Queens), New York, will stock a variety of Italian ceramic tiles for quick delivery. Shown here: white Marazzi floor tiles (4- by 8-in.) and Cristallo wall tiles (8- by 8-in.) / Italian Tile Center, New York, N.Y.

309 VINYL WALLCOVERING / Paris Wall vinyl covering can be installed even on concrete block with little or no preparation, the manufacturer reports, using "Wall-Bond" Adhesive, a mildew-resistant formulation that can be rolled on full-strength with a brush. The system requires no special backing. / Paris Wall, Lancaster, Pa.



310



311



312


310 INDOOR/OUTDOOR TILES / Because it resists freeze-thaw damage, "Ironrock" ceramic tile can be used indoors or outdoors. The unglazed, flame-flashed tile is available in range of earth colors. / Metropolitan Ceramics, Inc., Canton, Ohio.

311 MATTE GLAZE TILE / For residential walls and counter tops, CeramicUS "Windrift" tile features a subtly sculptured texture with a semi-gloss matte glaze finish. The 4 1/4- by 4 1/4-in. tiles are available in six colors, with matching trim shapes for most applications. / United States Ceramic Tile Co., Canton, Ohio. GB, I*


312 COPPER TILE / Large—12- by 12-in.—Roben tile uses copper metallic powder added during the firing process to produce burnished red colorations with darker shadings of black. The German-made tile can be applied on walls and floor in residential and light commercial applications. / Roben Tile, Port Washington, N.Y.



313



314



315

313 CERAMIC TILE / Large-scale tile from ACIF of Italy, has hand-painted fruit designs, shown here on the walls and counter support of this kitchen/dining area. / Italian Tile Center, New York, N.Y.

314 LARGE TILES / Square, 12 1/2-in. units, "Metropoli" series tile for residential and light commercial floors and walls now includes gray and light brown shades in an expanded range of 20 colors. All tiles are semi-vitrified with a low-relief grid back. / Marazzi USA, Inc., Dallas, Texas. GB*

315 DECORATIVE TILE / "Barbara's Basket" tile is shown here in two versions: a 12-tile flower basket design, and individual floral tiles used as a border for the lighting soffit. "Tear-drops," a provincial motif tile, covers the countertop. / Florida Tile, Sikes Corp., Lakeland, Fla.



316



317



318


316 TEXTURED TILE / With a double-glazed finish durable enough for commercial applications, "Plantation Series" tile has a woven, textured appearance. The 4 1/2- by 4 1/2-in. wall tile is available in six sand, gold and gray colors. / Monarch Tile Mfg., Inc., San Angelo, Texas. GB*

317 BRICK TILE / "Homestead" tile from Wenzel is shown here installed in a herringbone brick pattern. The rectangular floor tile is available in cherry red, antique white and tobacco blend colors. / Wenzel Tile Co., Trenton, N.J.

318 STONE-LOOK TILE / "Millstone Series" ceramic wall tile has an undulating surface said to have the look of naturally worn stone. "Millstone" comes in a 4 1/4-in.-sq size, offered in six colors that coordinate with popular bath and kitchen fixture shades. / Monarch Tile Mfg., Inc., San Angelo, Texas. GB*



319



320




321

319 COMMERCIAL TILE / Iris ceramic tiles from Italy can be used indoors and out, achieving a visual unity between lobby and courtyard, for example. Tile has a high abrasion level. / Italian Tile Center, New York City

320 SQUARE EDGE TILE / The color range of "Sierra" ceramic tile has been expanded to coordinate with the newest kitchen appliance and bath fixture shades. Fourteen colors are now offered in both square tile and trim shapes. / Franciscan Ceramics, Inc., Los Angeles, Calif.

321 QUARRY TILE / A rough-textured floor tile available in four earthtone colorations, "Quarry Naturals" form a slip- and strain-resistant flooring for residential, commercial and industrial applications. Tiles come in three rectangular and square sizes, with matching trim shapes. / American Olean Tile Co., Lamsdale, Pa. GB*



322




325




328



331




323




326




329




332



324



327



330



333

322 GLAZED TILE / Imported from Italy, "Mono Forte Monocuttura" tiles have a frostproof body for use outdoors in any climate. Offered in squares and rectangles up to 12 by 16 in. in size, tiles come in a range of earth-tone colors. / Huntington/Pacific Ceramics, Inc., Corona, Calif.

323 PORCELAIN TILE / High-fired floor tiles are extremely hard, slip resistant, and impervious to moisture. Radius-corner tiles have a transparent glaze, and are currently available in four shades of gray. / Forms & Surfaces, Santa Barbara, Calif. GB, I*

WALL COVERING

324 TEXTURED WALLCOVERING / In the Woven Wall collection, the group of woven wallcoverings called "Isolia" is woven in either a string pattern or in vertical flamestitch, and is available in earth colors as well as apricot, seafoam green and gray. / Decor International, Long Island City, N. Y.

325 PATTERNED VINYL / An addition to the "Guard Collection" of commercial vinyl wallcoverings, "Casabelle" has stripes angled to form a 3-in.-wide chevron pattern, designed to be read at a 15-20 ft distance. The 54-in. Type II wallcovering comes in 27 colors. / Columbus Coated Fabrics, Columbus, Ohio.

326 ITALIAN FABRICS / Thirty-two small-scale patterns and solid pastels on a warp or woven base, the "Diversions" line of *Decorfil* wallcoverings is designed, colored and woven in Italy. All are Class A flame spread rated. / Gilford Inc., New York City.

327 LINEN WALLCOVERINGS / Offered in textures ranging from subtle to bold, natural linen wallcoverings are suitable for residential and contract applications. Sixty-eight patterns are available, all with a Class A flame spread rating. / DesignTex Fabrics, Inc., Woodside, N.Y.

328 GRAPHICS WALLS / Thermofomed from *Acrovyn* (vinyl/acrylic) wall covering, *Acroform* decorative panels can be custom-molded in special designs, geometrics, logo, or trademark. The *Acrovyn* wall covering system meets ASTM E84075 hazard requirements. / Construction Specialties, Inc., Muncy, Pa. GB, I*

329 RATED WALLCOVERING / Gypsum impregnated *Flexi-Wall* material is now offered in a "French Weave" linen-look pattern, which applies like wallpaper to concrete block, tile, and prefinished paneling as well as conventional surfaces. It has a Class A flame spread rating, with zero toxic smoke production. / Flexi-Wall Systems, Liberty, S.C. GB*

330 FLEXIBLE TAMBOUR / Available in hardwood veneer of white oak, printed wood grains, and metallic mylars, "Flexible Tambour" wallcovering fits easily around gentle curves or sharp corners. Tambour comes in adhesive-applied 4- by 8- and 4- by 10-ft sheets, with 29 patterns in stock. / Flexible Materials Inc., Louisville, Ky. I*


WOOD FLOORING

331 WOOD FLOORING / The new "Continental" flooring pattern is shown here installed in a bank boardroom. Like other "Custom Classics" floors, it comes preassembled in a 30-in.-sq module for easy mastic installation. Floor is available in plain or quartered oak, ash, walnut and cherry, in a range of texture and finish options. / Kentucky Wood Floors, Inc., Louisville, Ky. GB*

332 OAK PARQUET / Made of Northern Oak in finger-block squares, parquet flooring comes prefinished with a penetrating sealer and liquid wax coating. The beveled edges of each section compensate for any slight variations in the subfloor. "Northern Oak" is available in natural and walnut tone finish. / Robbins, Inc., Louisville, Ky.

333 PLANK FLOORING / Solids 3/4-in. hardwood with both a beveled edge and a square joint, "Colonial Plank" flooring is available in 4-, 6-, and 8-in. widths. Flooring comes in Red Oak, White Oak, and Angelique Teak. / Harris Mfg. Co., Johnson City, Tenn.

UCI 9: FINISHES




CONTRACT CARPETING / A selection and specifications guide illustrates 160 Performance-Certified lines of carpeting made of **ZEFTRAN** acrylic and **ZEFTRON** nylon yarn. The 1981 edition of this guide is written to help the specifier select the proper carpet for a job. Text itemizes 12 important points to consider before specifying a carpet. ■ Badische Corp., Williamsburg, Va.

circle 3146 on inquiry card




CERAMIC TILE / "Terra Craft" ceramic floor tile line is introduced in a 4-page, color brochure. Tile shapes, patterns and colors are displayed. Sizes range from 4-in. squares to 12-in. octagons. The tiles feature rounded edges; their handmade look is enhanced by surface variations and slight differences in color and dimension. ■ Franciscan Terra Craft, Los Angeles, Calif., GB, I*

circle 3147 on inquiry card




PAINT COLOR SELECTOR / The *Color Key Program*, an internationally-accepted color selection and coordination system, is presented in a 6-page foldout. Use of the system, according to the brochure, ensures color compatibility. ■ Devoe & Reynolds Co. and Ameritone Paint Corp., Louisville, Ky. and Long Beach, Calif. GB, I*†

circle 3148 on inquiry card



CERAMIC TILE SYSTEM / A pre-grouted ceramic tile system, ideal for kitchens, bathrooms, restaurants, food-processing areas and other applications, is described in an 8-page booklet. The tiles are grouted with silicone rubber, and the sheets are offered in various sizes. ■ American Olean Tile Co., Lansdale, Pa. GB*

circle 3149 on inquiry card




WALLCOVERING / A collection of specialty wallcoverings is compiled for a first volume showing vinyls with the look of suede, leather, woven fabric and cork. The collection is divided into segments according to style to facilitate selection. Specifications are provided at the bottom of each sample page. ■ J.M. Lynne Co., Hauppauge, N.Y.

circle 3151 on inquiry card



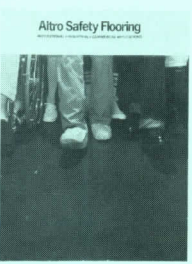
INTEGRATED CEILING / The components of the manufacturer's ceiling systems are described in a 28-page brochure featuring detailed information on *Fiberglas* ceiling panels, a suspended grid system, three luminaires for the system, sound masking and air distribution. ■ Owens-Corning Fiberglas Corp., Toledo, Ohio I*

circle 3152 on inquiry card



VINYL WALLCOVERING / A 12-page guide for specifying vinyl wallcovering is available. The properties of the *Guard* collection for commercial applications are detailed, with tables summarizing such information as flame spread and breaking strength. Suggestions on surface preparation and application are provided. ■ Columbus Coated Fabrics, Columbus, Ohio

circle 3153 on inquiry card



SAFETY FLOORING / The benefits of the manufacturer's safety flooring are emphasized in an 8-page brochure. Those benefits include slip-proof surface, resistance to abrasive wear, acids and alkalis. Detailed information is provided on the development of the products and how they should be installed and cared for. ■ Altro Ltd., Jenkintown, Pa. GB, ICR*

circle 3154 on inquiry card




SHEET VINYL FLOORING / Six flooring lines are featured in an 8-page brochure. The sheet vinyl floor coverings are primarily for commercial and institutional use. Some of the recommended applications include medical facilities, laboratories, showrooms, lounge areas and gymnasiums. ■ Tarkett, Edgemont, Pa. GB, ICR*

circle 3155 on inquiry card



ACOUSTICAL SYSTEMS / A 10-page brochure describes a line of acoustical systems. Components include decorative wood and metal grilles, sound absorptive material and protective facing for the latter. Test data are included. Four-color photographs display decorative grille designs available in oak, redwood and polished chrome on steel. ■ Forms & Surfaces, Santa Barbara, Calif.

circle 3156 on inquiry card




CARPETING / A 14-page brochure provides detailed information on *Herculon* olefin carpet fiber, yarn systems and the manufacturer's carpeting. Features such as soil and moisture resistance and "locked-in" color are discussed. Minimum-performance specifications are included. ■ Hercules, Inc., Norcross, Ga.

circle 3157 on inquiry card




MARBLE TILES / An 8-page catalog displays a wide variety of French and Italian marble tiles. The decorative panels are 6-ft sq., but only 1/4-in. thick. The marble is installed like ceramic tile. Fifteen shades are offered. ■ Marble Technics, Ltd., New York, N.Y.

circle 3158 on inquiry card




ACOUSTICAL CEILINGS / A complete line of acoustical ceiling panels and tiles is displayed in a 20-page booklet. Included are such products as *Acoustone*, *Auratone*, *Vista Sonic* and *USG* gypsum ceiling panels. Four-color photographs show installations in a variety of applications. ■ U.S. Gypsum, Chicago, Ill. GB*

circle 3159 on inquiry card



FLOORING / An 8-page catalog showcases the line of flooring products. Featured are cove base and corner pieces, available in 20 satin-finish colors. Also shown: a 12-color line of heavy- and light-duty stair treads; stair nosings; accessory items. Complete specifications are included. ■ Roppe Rubber Corp., Fostoria, Ohio GB*†

circle 3150 on inquiry card



METAL CEILING PANELS / Elegant metal ceiling panels are exhibited in a 4-page brochure. The 2-ft by 2-ft lay-in panels are offered in 13 colors, including white, bronze, walnut grain, gold, ivory, pumice, black and three reflective finishes. ■ Chicago Metallic Corp., Chicago, Ill. GB*†

circle 3160 on inquiry card


Hartco. Best cost per foot.



Hartco® Acrylic Impregnated Solid Oak Parquet costs a little more than carpeting in the beginning. But long after all those footsteps have worn a path and your client has paid to have that carpeting replaced and replaced, Hartco is still beautiful. Which means it's less expensive in the long run — perhaps the least expensive floor you can specify.

Tough acrylic is forced deep into the pores of the oak to make an exceptionally hard surface that will endure, even in high-traffic commercial installations. And the stain goes all the way through the wood, so the color won't wear off.

Hartco is easy to maintain. Easier than carpeting that must be shampooed. And easier than other wood floors that must be waxed and refinished. All it takes to keep this floor beautiful is vacuuming, spraying with our commercial-grade Spray Shield and buffing.




1/16" foam backing

And it's fast and easy to install. Hartco is completely factory-finished so there's no on-site sanding, stain-



Cambridge color



Chesapeake color

ing and finishing. Each 12" square has carefully tapered tongues and grooves and is crafted to 9/1000" tolerance for a smooth, even fit.

Hartco is 100% Appalachian oak — an oak that's exceptionally hard due to the climate and soil in which it grows. And it's 80% quartersawn for longer wear, greater dimensional stability and a more distinctive grain pattern.

Plus Hartco is the only impregnated oak available with a 1/16" foam backing to insulate, add comfort underfoot and to act as a superior sound and vapor barrier.

When your design calls for a natural, beautiful, cost-efficient floor, specify Hartco Impregnated Solid Oak Parquet. Even though it costs a little more by the square yard. By the footstep, it's dirt cheap.


For more information, phone our Technical Services Manager at 615 569 8526, or write Tibbals Flooring Company in Oneida, Tenn. 37841. Or refer to Sweet's No. 9.22/Ti.

Solid Oak Parquet Flooring
Hartco Flooring
TIBBALS FLOORING COMPANY, ONEIDA, TN 37841


uci10

specialties


ACCESS FLOORING
 FIREPLACES
 IDENTIFYING DEVICES
 LOCKERS
 PEDESTRIAN CONTROL DEVICES
 PEST CONTROL
 STORAGE SHELVING
 SUN CONTROL DEVICES
 TELEPHONE ENCLOSURES
 TOILET & BATH ACCESSORIES



346



347



348

ACCESS FLOORING

346 FLOOR PLENUM / Perforated panels circulate air to or from under-floor space, and are interchangeable with any Tate access floor system. "Perf Panels" are available in 24-in. or 600-mm square sizes, with either 25- or 6.6- per cent open area. / Tate Architectural Products, Inc., Jessup, Md.


347 ACCESS FLOORING / Supported on pedestals as shown, or by a stringer grid system, "Mod 800" two-ft-sq steel panels come in five standard strengths for concentrated loads up to 1250 lbs per sq in. Floor may be surfaced in carpet, vinyl, *corlon* tile or laminates. / Tate Architectural Products, Inc., Jessup, Md.

FIREPLACES

348 OPEN-END FIREPLACE / Custom, 42-in. built-in fireplace units come with either right- or left-end openings. Accessories include heat-circulating devices and five-panel tempered glass doors. / Preway Inc., Wisconsin Rapids, Wisc.



349



350




351

349 FIREPLACE / A zero-clearance fireplace, The "Stoveplace" works both as a heat-circulating open hearth and, with the air-tight doors shut and dampers adjusted, as an efficient wood-burning stove. Firebox is boiler plate steel, with a brick pattern refractory floor. / Superior Fireplace Co., Fullerton, Calif.


350 STOVE SYSTEM / Designed by Danish architect Michel Vincent, the "Arreso" sheet steel and cast-iron stove offers 15 possible combinations of open hearth fire, space heating, barbecue, etc. units. Build-up stove can use wood, charcoal, and coal as fuel. / Bodart & Gonay Sprl., Theux, Belgium.

IDENTIFYING DEVICES


351 INTERIOR SIGNAGE / Tactile Raised Image Signing, a total interior system, supplies functional signs with raised lettering and symbols, painted to contrast with the background, which are universally understood by the blind and visually handicapped. Braille lettering is a no-extra-charge option. Tactile signage complies with Public Law 93-111. / Generic Sign Systems, Inc., Northbrook, Ill.



352



353




354

352 TENANT DIRECTORY / A new product in the *IM System* of directional and tenant signage, "The Director" consists of various injection-molded components which interlock onto their own track-alignment slots. Sign changes snap in and out; raised letters can be used to meet the requirements of the visually handicapped. / APCO Graphics, Inc., Atlanta, Ga. GB, I*


LOCKERS

353 TENANT STORAGE / All-steel lockers in a variety of sizes provide supplemental storage space for residents of condominiums and apartments. Easily installed with prefabricated components, locker options include tops, bottoms and shelves. / List Industries Inc., Matteson, Ill. GB, LRC *


354 STEEL LOCKERS / A recessed locking mechanism is a standard feature available on a new line of *Superior* steel lockers. Recess protects the lock itself and eliminates protrusions from the locker front. Abrasion-resistant enamel finish comes in 12 colors. / List Industries Inc., Matteson, Ill. GB*




355



358



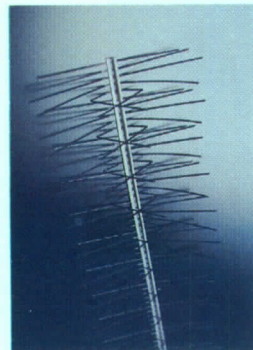
361



364




356



359




362




365



357



360



363



366

355 ACOUSTICAL PANELS / The Conwed Group 900 acoustical panels have aluminum exterior frames with a choice of four finishes. The inside fabrics are available in over 20 colors. There are 13 straight and three curved shapes. Conwed Corp., St. Paul, Minn.

356 ACCORDION WALLS / Wood-paneled *Sonicwal* partitions have been rated STC 50 per ASTM E84-75. Standard finishes include wood veneers, wood grain and textured vinyls as well as decorative laminates. / Panelfold, Inc., Miami, Fla. GB*

PEDESTRIAN CONTROL DEVICES

357 PORTABLE GATES / Mobile traffic control gates for schools, malls, concourses, etc. feature a pressure lock system that permits their installation between any two walls in less than a minute, without anchoring gates to walls or floors. Units fit corridors from 3½- to 18-ft wide. / List Industries Inc., Matteson, Ill. GB*

PEST CONTROL

358 PLASTIC NETTING / Conwed Birdnet plastic netting protects buildings from roosting pigeons and other pests—without chemicals. After application, the durable, lightweight netting that usually lasts five to eight years. / Conwed Corp., St. Paul, Minn.

359 BIRD CONTROL / Designed especially to rout pigeons from renovation projects that involve restoration and preservation of historical sites, Nixalite's straight-shape stainless steel bird control device will blend inconspicuously with building lines. / Nixalite Co. of America, Moline, Ill.

STORAGE SHELVING

360 MOVING AISLE SYSTEM / Only an Allen wrench and a screwdriver are needed to install a Stacor high-density filing system. Shelving, racks or other types of storage equipment are placed on rolling carriers which glide on rails. / Stacor Corp., Newark, N.J.

361 SWISS FILE / Space-saving vertical storage unit, manufactured by Gabs keeps files on an active basis, ready to use. Suspended drawings are kept safe and clean. / Charrette, Woburn, Mass.

362 HIGH-DENSITY FILE / The *Tab-Trac* mobile storage system fits into the smallest possible space. Carriages move along the flush tracks that are part of the carpeted, custom-fitted floor. Aisles are created—by hand, mechanical-assist, or electrically—only when and where they are needed. / TAB Products Co., Palo Alto, Calif. ICR*

SUN CONTROL DEVICES

363 AWNING MECHANISM / Used in pairs, Boyle's "Constant Tensioning Mechanism" provides no-distortion extending and retracting of solar screens and shades. Electrical units can be automated for clock, solar and temperature activation. Equally useful on vertical glazing or passive solar installations. / John Boyle Co., Inc., New York City.

364 SOLAR SCREENS / The 3-S Halu-Rollscreen reflects sun radiation up to approximately 85 per cent, admits non-blinding light to interiors, and permits an open view, privacy, and air circulation. Designed for outside mounting, its mechanical construction is maintenance-free. / 3S Halu-Rollscreen, Rancho Cordova, Calif.

365 ALUMINUM CANOPIES / Components of the Countrywood Sun Screen System can be used to create many variations including window awnings and privacy screens. / Alcan Building Products, Warren, Ohio.

366 INSULATION FILM / "Scotchint" P-16 (bronze) and P-13 (smoke) window insulation films can reduce window heat loss by 21 to 33 per cent. They are designed for both commercial and residential use. / 3M/Energy Control Products, St. Paul, Minn.

Setting the pace in space management.

Spacesetter operable wall systems have created a new standard for the industry. Our unique design is years ahead of the competition and gives you advantages never before available in its price range.

SPACSETER™

OPERABLE WALLS

New designing freedom.

Now you can have the freedom of flexible space without the aesthetic limitations. We've eliminated the bold vertical frames that separate most other panels. Finishes on Spacesetter panels wrap completely around to give you a clean, fine line where panels join. And drop seals are automatic, requiring no face-mounted activators. Once extended into place, panels form smooth, permanent-looking walls.



Simplified space flexibility.

Reversible interlocks built into Spacesetter panels make setup and operation easy. Panels have no lead or trail edges, so they can be attached to either the right or left edge of the next. Their reversibility allows maximum flexibility from your track system. Alternate panel faces may, for example, be mixed for purposes of design or function.

The interlocks in Spacesetter panels are deeper than those of most other operable walls, insuring proper alignment. And floor seals are completely self-leveling.

Class "A" flame spread rating.

These are the most economical operable walls you can buy that are built of Class "A" flame spread rated materials. Their metal frame construction makes them fire-resistant and resistant to the damaging effects of time and humidity. Extensive impact and stress testing during development has shown Spacesetter walls will retain their shape and dimensional stability through years of frequent relocation.

Spacesetter walls are available in four compatible models—continuously-hinged, paired and single panel systems, and trackless portable panels—to fit your needs precisely. For our new brochure, contact the company that's first in walls that move. Write Modernfold, Box 310, New Castle, Indiana 47362. Or call (317) 529-1450. In Canada, write P. O. Box 399 - Station E, Toronto, Ontario M6H9Z9, or Telex: 27-2285.


Modernfold

An American-Standard Company



Circle 1049 on inquiry card

Equipment



391



392



393

BANK & VAULT EQUIPMENT

391 BANK DEPOSITORY / The "American Dual" takes both bag and envelope deposits in one jam-proof hopper. An illuminated "depository" sign is visible day and night. The "Dual" unit saves space and allows for installation in thinner walls with minimum chute lengths. / The Mosler Safe Co., Hamilton, Ohio. GB*

392 DRIVE-UP TELLER / The "Visual Auto Teller," constructed of bullet-resistant materials, has a roll-out presentation door, overload detector and automatic dispatch. / Diebold Inc., Canton, Ohio.

FOOD SERVICE EQUIPMENT


393 WALK-IN COOLER / Using foamed-in-place technology and *Fine-line* long span ceiling panels, walk-in coolers may be up to 16-ft deep without external or internal supports. Magnetic gaskets prevent air leakage. Finish options include stucco, aluminum, galvanized, stainless steel, and a number of acrylic enamel colors. / Nor-Lake, Inc., Hudson, Wisc. GB*



394



395



396

394 KITCHEN HOOD / The "Vari-Vent" hood system offers the operator the option of exhausting only over cooking equipment actually in use. The hood is divided into separate stations; filters and design eliminate grease buildup in ducts or on roof. / Greenheck Fan Corp., Schofield, Wisc.


395 ICE CUBE MACHINE / New solid-state controls on Kold-Draft's ice cube machines deliver up to 10 per cent more ice, with longer equipment life and easier servicing. / Kold-Draft Div., Uniflow Mfg. Co., Erie, Pa. GB, E*

LABORATORY EQUIPMENT

396 EYE/FACE WASH / A compact unit for laboratory installation, "Model 907" wall-mounted emergency eye and face wash has a 12-ft long recoiling hose. A wall bracket and hold-open device allows for two-handed first aid. / Western Drinking Fountains, San Leandro, Calif.



397



398



399

LAUNDRY EQUIPMENT

397 COIN-OP DRYERS / Twin, stacked commercial dryers, "The Stackables" fit in about the floor space of one standard dryer, but offer twice the drying—and revenue—capacity. A security hood protects the slide and vault area. / Hotpoint, Louisville, Ky.

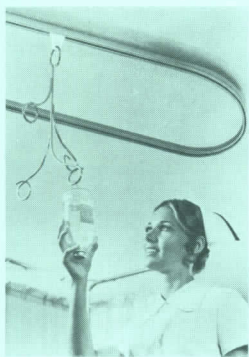
LOADING DOCK EQUIPMENT

398 DOOR OPERATORS / For commercial and industrial garage doors, jack-shaft operators can move doors up to 20-ft high. They can drive existing cross-header shafts, and can also be mounted to either side or over top of the door connected to the shaft with a flanged coupling. / Allister Mfg. Co., Exton, Pa. GB*

399 DOCK SHELTERS / Properly-designed loading dock seals and shelters should substantially reduce energy loss in industrial or commercial buildings, according to Tuf-Seal. They offer a full line of dock seals, truck and rail shelters. / Tuf-Seal Corp., Muskego, Wisc.

BANK & VAULT EQUIPMENT
 FOOD SERVICE EQUIPMENT
 LABORATORY EQUIPMENT
 LAUNDRY EQUIPMENT
 LOADING DOCK EQUIPMENT
 MEDICAL EQUIPMENT
 ESSENTIAL EQUIPMENT
 WASTE HANDLING EQUIPMENT


Sweet's Catalog File (S); General Building (GB); Light Residential Construction (LRC); Engineering (E); Industrial Construction & Renovation (ICR) †First time in Sweet's.




400




403



406




409




401



404



407



410




402



405



408



411

MEDICAL EQUIPMENT

400 I.V. HANGER / The *Atlas* support system consists of a ceiling-mounted aluminum track supporting a four-wheel nylon trolley and chrome-plated hanger upon which I.V. bottles are placed while patients are given therapy. Loops at three heights cover most gravity variation requirements. / Pryor Products, Solana Beach, Calif. GB*

RESIDENTIAL EQUIPMENT

401 UNIT KITCHEN / Specially designed to meet the needs of persons confined to a wheelchair, "Model COH-48" unit kitchen features a sink at 34½-in. counter top height, eye level refrigerator, electric oven and three-burner cook top, and pullout cutting board. / Cervitor Kitchens, Inc., South El Monte, Calif. GB*

402 KITCHEN CABINETS / A contemporary style in almond-colored matte-finish laminate, "Accent" cabinetry features sculptured, full-width drawer and door pulls of solid, dark-tone oak. / Quaker Maid, Leesport, Pa.

403 INDUCTION COOKTOP / A four-element unit, the *Magnawave* is now marketed in all 50 states. Heating only the ferro-magnetic metal cookware to cook food, the *Magnawave* is said to provide the speed, response and precise heat control of gas, in a safe, odorless and easy to clean electric cooktop. / Chambers Corp., Oxford, Miss. LRC*

404 MICROWAVE/OVEN / Two ovens offer four cooking methods: the *Companion* microwave cooks food by time or temperature; the *Retained Heat* oven provides energy-efficient conventional electric cooking as well as variable temperature broiling. Self-cleaning oven matches degree of cleaning to amount of soil. / Chambers Corp., Oxford, Miss. LRC*

405 BATH FURNITURE / A "European" look with no visible hinges and no revealed face frames, The "Tamarisk Collection" features genuine oak fronts finished in black (pictured), natural or white. Units are available in widths of 24- to 60-ins; modular design permits multiple side-by-side installation. Retail prices, including integral bowl top, start at \$130. / Perma-Bilt Industries, Torrance, Calif.

406 DISHWASHERS / New "Energy Saver V" dishwashers can operate on energy-saving 120-deg input water: their *Sure-Temp* heating system raises incoming water to 150-deg for sanitary cleaning. Other features include "Low Energy" wash and dry cycles. / Hobart Corp., Kitchen Aid Div., Troy, Ohio.

407 SURFACE UNIT / Now offered in a limited Western market area, General Electric's induction cooking surface unit measures 42-in.-wide by 23-in.-deep, with a wooden cutting board across the front. Cooking surface is black ceramic, with the coil areas outlined. Solid-state controls provide 30 power levels. / General Electric Co., Louisville, Ky.

408 OAK KITCHENS / Light oak is now offered in Heidapal's "ED" program of modular kitchen cabinets. Laminate is combined with solid oak for the cabinet fronts; laminate has a distinctive grid pattern. / Heidapal Designs, Santa Cruz, Calif.

409 DUCTLESS FAN / The "CA/90" air treatment system has been redesigned to draw more air through the deodorizing filter, and has a new grill face. Useful in any small, closed-in area, the ductless fan saves energy, and reduces the danger of fire and smoke spreading through ductwork. / Rush-Hampton Industries, Inc., Longwood, Fla. GB*

410 KITCHEN SET-UP / With a straightforward contemporary look, Roseline has designed a complete system of cabinet and work areas for the kitchen (shown) and for light commercial installations as schools and medical offices. / Roseline Products, Inc., Farmingdale, N.Y.

WASTE HANDLING EQUIPMENT

411 WASTE COMPACTORS / Refuse compaction equipment is offered for any volume requirement in hospitals, plants, schools, restaurants, etc. Shown here is the "820 Container Packer" for both manual and automated use in large apartments, industrial plants and warehouses. / International Plynetics Corp., Norwalk, Conn. GB*

For more information, circle item numbers on Reader Service Inquiry Card, pages 5, 201

11: EQUIPMENT



NUCLEAR EQUIPMENT / Literature is available from Combustion Engineering, Inc. which describes the C-E/Studsvik compact nuclear simulator. This new nuclear trainer provides classroom-size digital simulation of the complete nuclear power plan. Systems and components are illustrated. ■ Combustion Engineering, Inc., Windsor, Conn.

circle 3204 on inquiry card



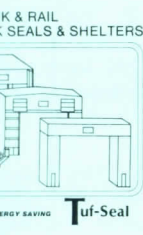
LOADING DOCK DESIGN / The basics of loading dock design and material flow are the subject of a 20-page manual. The publication covers such factors as truck height, dock height and equipment selection. Many charts, graphs and photographs are used as illustrations. ■ Advance Lifts, Inc., St. Charles, Ill.

circle 3205 on inquiry card



DOCK SHELTERS / An in-depth review of dock shelters is available. The 20-page, four-color booklet discusses such questions as why dock shelters are necessary, what the differences are between various models, and how shelters should be specified for a particular job. ■ Frommelt Industries, Inc. Dubuque, Iowa.

circle 3206 on inquiry card




DOCK SEALS / The full line of dock seals, truck and rail shelters are presented in a 12-page brochure. Tight construction and product durability are stressed in the text. Each model is shown in a photo, and its design and construction features are described. ■ Tuf-Seal Corp., Greendale, Wisc.

circle 3207 on inquiry card



DOCK SHELTERS / A 6-page brochure features five specialized dock shelters and a number of related specialized products, such as metal hoods, filler pans, bumpers and door gap seals. The brochure describes each product's features, with cutaway drawings and photographs enhancing the text. ■ Frommelt Industries, Dubuque, Iowa.

circle 3208 on inquiry card




BAPTISTRIES / A complete line of baptistries is displayed in a brochure. The molded fiberglass construction, with *Fiberstressing*, provides a strong and durable unit. With 150 styles available the units come in a wide variety of sizes and styles. Shapes include squares, rectangles, and L-, T-, O- and V-shapes. ■ Wiedemann Industries, Muscatine, Iowa.

circle 3209 on inquiry card




UNIT KITCHENS / Complete specifications and product descriptions fill out an 8-page, four-color catalog of compact unit kitchens. Ten series are featured, ranging in size from 30-in. to 72-in. Special features, which the manufacturer offers as "standards," are highlighted. ■ Acme National Refrigeration Co., Long Island City, N.Y.

circle 3210 on inquiry card




COMMERCIAL ICE MAKERS / A large selection of air- and water-cooled ice systems are described in this catalog. Products featured include self-contained ice-cube makers, system components such as cuber heads and storage bins, and automatic ice dispensers. Product specifications and a data comparison chart are also presented. ■ Whirlpool Corp., Benton Harbor, Mich.

circle 3211 on inquiry card




COFFEE MAKERS / The automatic electric Model F coffee brewer which has three separately controlled warmers for greater serving capacity is described in a new full color bulletin. Listed are finish options, tank heater capacities, and agency approvals. ■ Bunn-O-Matic Corp., Springfield, Ill.

circle 3212 on inquiry card




INFRA-RED WARMERS / An extensive line of infra-red food warmers is summarized in a 4-page mini-catalog. The publication contains product information, electrical specifications and construction details on ceiling-mount, countertop and free-standing warmers. Photographs feature just a few of the appliances offered by this manufacturer. ■ Crescent Metal Products, Inc., Cleveland, Ohio.

circle 3213 on inquiry card




WALK-IN FREEZERS / A line of foam-insulated, walk-in coolers and freezers is presented in an eight-page foldout. Text with accompanying photographs point out the many construction features that are designed to provide a tightly sealed and secure unit. Standard and custom colors are illustrated. A line of accessories is also displayed. ■ Nor-Lake, Inc. Hudson, Wisc.†

circle 3214 on inquiry card




EFFICIENCY KITCHENS / A complete line of efficiency kitchens/bars is exhibited in an 8-page brochure. The units shown are different configurations of these basic components: stainless steel sinktop, cooking elements, refrigerator, icemaker, oven; optional equipment is also available. ■ Douglas Crestlyn Intl., Inc., Washington, D.C.

circle 3215 on inquiry card




BATH FURNITURE / An 8-page brochure introduces a line of bathroom furniture. Nine different collections are featured, ranging in style from a traditional look to a sleek, contemporary look. Each collection includes a vanity, mirror or medicine cabinet, top lighting and wall storage unit. ■ Perma-Bilt Ind., Torrance, Calif.

circle 3216 on inquiry card



COMPACT KITCHENS / A 16-page booklet describes the wide variety of compact efficiency units that can be ordered. The manufacturer offers a choice of appliances, decorative hardwood and laminate finishes, and options that can be combined into any number of configurations. Some of the possibilities are shown in color photographs. ■ Cervitor kitchens Inc., South El Monte, Calif.

circle 3217 on inquiry card




MICROFICHE CAMERAS / Three series of microfiche cameras are given the spotlight in a 12-page catalog. Each series is fully described, its features and capabilities listed or summarized in tabular form. Camera specifications for all three models are included. ■ Dietzgen Corp., Des Plaines, Ill.

circle 3218 on inquiry card


ucit2

furnishings

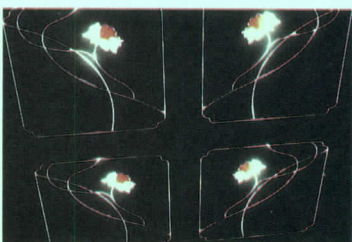
ARTWORK
 CABINETS & STORAGE
 FABRICS
 FLOOR MATS
 FURNISHING ACCESSORIES
 FURNITURE
 RUGS
 SEATING
 WINDOW TREATMENT



424



425




426

ARTWORK

424 MURALS / Over 100 designs, in widths from 3 ft to infinite, are offered in the Selecta Photomural line. Fired grounds include paper and paper-backed vinyl and various fabrics; printing is done by lithograph, silk screen or hand print. / Selecta Inc., Los Angeles. GB, I*

425 SCREEN GRAPHIC / Hand-screen printed on paper-backed vinyl, "Bare Tree" wall graphic measures 8-ft 10-in. by 6-ft 10-in. Both silk-screen vinyl and photo-murals are offered for large-scale decoration. / Environmental Graphics Inc., Minnetonka, Minn.

426 STAINED GLASS / Created by a process that fuses colored glass sections directly onto whole sheets of background glass without leading, custom and limited edition works are available in the form of windows, screens, tables, and dropped stained glass ceilings. / Creative Glassworks International, Inc., Fairfield, Iowa.



427



428



429

427 SERIGRAPH / Pictured above is a serigraph by Donald Lawrence Herron, an example of the works of art available to the contract specifier from Karl Mann. Decorative objects range from oil paintings to ethnographic artifacts. / Karl Mann Assoc., New York City.


CABINETS & STORAGE

428 DISPLAY CABINET / Illuminated vitrine uses brass cables in a dual function: to support the glass shelves, and to house the electrical power wiring for the small spotlights. Both brackets and lighting are adjustable. Glass may be specified clear, bronze-tinted or mirrored. / The Pace Collection, Inc., Long Island City, N.Y.

429 SECRET COMPARTMENT / *Hide-Away* security systems are custom-designed to conceal safes, collections, even private rooms. Access can be through the classic revolving bookcase as shown here, or by stairs, hatches or hidden doors. All modern security devices—electronics, pneumatic actuators, encoded cards, etc.—can be incorporated into the system. / Hide-Away Custom Security Systems, Salt Lake City, Utah.



430



431




432


430 OFFICE STORAGE / *Spacefinder* color-coded files and cabinets facilitate access: two or more people can use the same cabinet at the same time. They require only half the space needed by drawer and roll-out files, and may be moved and regrouped without unloading. / Tab Products Co., Palo Alto, Calif.

431 DISPLAY CABINET / The "Hilton System" offers 12 components—glass sided or open cases, dropleaf writing surface, pull-out bar—which are usable from either side to serve as a space-dividing element in home or office. Cabinets are walnut veneer, or board finished in black or Chinese Red nylon-particle lacquer. / Atelier International, Ltd., New York City.


432 PAPER HANDLING MODES / This paper management system comes in separate components that can be hung vertically, horizontally, or diagonally on panel-mounted rails, on or beneath shelves, or set free-standing. Units can be used in various combinations, and can fit into the company's *UniGroup* office system. / Haworth, Inc., Holland, Mich.



33



34



35

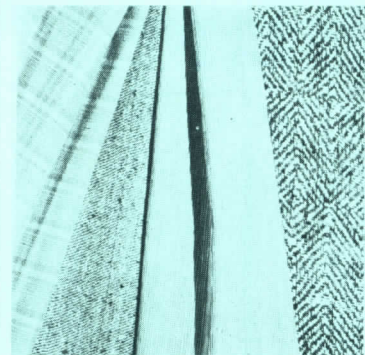
33 BATH CABINETS / Built to withstand the high humidity conditions of bathrooms, "Roanoke" vanities and cabinets have a hardwood frame, wood-grain laminate side panels, and pre-hung polystyrene doors. Units are guaranteed for five years. Also shown is the "Arranger" mirrored medicine cabinet with matching light strips. / Chemcraft Inc., Elkhart, Ind.

34 KEY CABINET / Made of rolled steel, the "Model DWT-1200S" cabinet may be attached to a wall, or mounted on a table with rubber feet, as shown. Piano-hinged doors open completely to permit access to the 12 key panels, which each hold 100 individual keys. Unit weighs about 150 lb. and lists for \$925. / TelKee Inc., Glen Middle, Pa.


FABRICS

35 FABRIC LINE / A wide variety of fabric coverings—40 in all—that can be specified for any of this manufacturer's open-plan acoustical panel system is now available. The collection includes subtle tones of gray, salmon, plum, burgundy and blue. / Panel Concepts, Inc., Santa Ana, Calif.

© 1982 Sweet's Catalog File (s); General Building (GB); Light Residential Construction (LRC); Engineering (E); Interiors (I); Industrial Construction & Renovation (ICR) †First time in Sweet's.



436



437




438


436 DRAPERY SILKS / Forty patterns, many imported handweaves, are suitable for drapery and upholstery use in both contract and residential applications. Textures range from sheers and subtle linen and basket weaves to woven stripes, geometrics and plaids. / Decorators Walk, Plainview, N.Y.

437 POLYESTER FABRIC / For cycle/shower curtain fabrications, "Poly-Cube" 72-in.-wide polyester fabric is inherently and permanently flame resistant, and meets or exceeds the highest ASTM standards for tear- and fade-resistance. Fabric is available in stripes, plaids, and color-coordinating solids. / Webb Mfg. Co., Inc., Philadelphia.


438 LUXURY FABRIC / Pleated silk, called *Isadora* by the manufacturers, is designed for curtains and wall coverings in homes and offices. The product has a soft glimmer and sculptural effect when draped. It comes in nine hues. / Gretchen Bellinger Inc., New York, N.Y.



439



440



441


439 JACQUARD WEAVE / "Sorel Damask," woven of rayon and cotton, is based on 19th-century paisley patterns. The 51-in.-wide upholstery fabric is offered in 10 colors, ranging from pastels to midnight blue, as well as natural and white. / Brunswick & Fils, Inc., New York City.

440 WOOL/NYLON BLEND / Said to have "superwear" characteristics, "Wool Andes" has the soft feel of a handwoven textile. Designed by Hazel Siegel, "Wool Andes" is available in a range of 25 colors. / DesignTex Fabrics, Inc., Woodside, N.Y.


441 FIRE-RESISTIVE / Shown here with dot-patterned "Nylo Orbit," "Pyro Quartz" is a definite texture woven of 75 per cent modacrylic and 25 per cent nylon. Upholstery fabric meets the Fire Code requirements of the City of Boston and the NY Port Authority. / DesignTex Fabrics, Inc., Woodside, N.Y.



442



443




444


442 FABRICS / The Diagonals, designed by Joyce Vagasy, are 100 per cent wool, mothproofed fabrics that are offered in 15 solid colors. / Joyce Vagasy, a division of Amicale Fabrics, New York City.

443 FABRICS / These two 100 per cent wool fabrics are offered in natural ivory-white and dusky greige. The "Shadows" pattern consists of diagonal stripes at one-half in. intervals. The "Straightforward" design is vertically striped at two and one-half intervals. / Joyce Vagasy, a division of Amicale Fabrics, New York City.

444 FABRICS / These three 100 per cent woolen cloths by Joyce Vagasy are available in ivory-white/dusky greige and 22 colors: "Elegance"—rectangular blocks on a pebbled ground, "Minicord"—a traditional stripe pattern, and "Vice-Versa"—rectangular counterplanes are checkered for a subtle textural movement. / Joyce Vagasy, a division of Amicale Fabrics, New York City.



445



446



447

445 TEXTURED WEAVE / For heavy-duty contract applications, "Wunderbar" fabric from Germany is offered in new beige/brick, greige/evergreen, and gray/plum colorations. "Wunderbar" is inherently flame-resistant. / Gretchen Bellinger Inc., New York City.

446 WOOL FABRIC / A plain weave made up in 10 soft, two-tone colorations "Cotswold" 51-in.-wide fabric is 100 per cent mothproofed wool. / Gretchen Bellinger Inc., New York City.


447 VELVET RIB / For contract and residential application, "Pirate" velvet rib comes in seven colors, from red to gray. The 55-in.-wide fabric is woven in Italy of 55 per cent linen and 45 per cent cotton with a natural hand and pile crush. / Gretchen Bellinger Inc., New York City.



448



449



450

448 UPHOLSTERY FABRIC / "Deauville" and "Gaspé" medium-weight upholstery are offered in a total of 16 colors for contract applications. "Deauville" is a tweed of three yarns, in different colors, used alternatively for texture and depth; "Gaspé" is a plain, lightly-brushed wool upholstery. / Sunar Textiles, Norwalk, Conn.


449 HAND-PRINTED SILKS / Working with a densely woven silk from Northern China, designer Larry Rosen hand-screens and hand-dyes contract patterns such as "Fall Line" and "ShooFly," shown here. Silk fabric is 36-in. wide, offered in a number of colorways. / Upper South Studio, Winston-Salem, N.C.

FLOOR MATS


450 FLOOR MAT / VYNASTAT, a new anti-static mat is intended for use in stand-up applications where computer equipment, word processors, and other data processing equipment, are subject to damage or disruption due to static charges. It is also intended to be used on conductive floors in hospital operating rooms. / Tepromark International, Inc., Woodmere, NY



451



452




453

451 ALL-WEATHER MAT / *Nomad* entryway matting material, formed of resilient vinyl loops, actually wicks moisture from the shoe, and keeps dirt and wet from being re-tracked through a building. New matting configuration has also improved dirt holding capability. / 3M, St. Paul, Minn.

452 ENTRANCE MATS / Natural-fiber cocoa mats effectively clean shoe soles and protect carpeting and flooring in heavy-traffic lobbies and entrance areas. *Vina-Coir* mats clean and dry quickly, do not generate static electricity, and meet Federal specifications for surface flammability. / USCOA International Corp., St. George, S.C. GB, I*

FURNISHING ACCESSORIES


453 WALL MIRROR / Designed by Eileen Gray in 1927, the "Castellar Mirror" has a fold-out section for two-way viewing. The 1/4-in.-thick beveled mirror glass is framed in chrome-plated steel with an aluminum backing, and measures 22 1/4- by 25-in. Unit list price \$350. / Beylerian Marketing Group, New York City.



454



455



456

454 FOLDING SCREENS / Made with four 14- by 74-in. panels joined with "invisible" hinges, Customwood's folding screens are available in six different hardwoods or clear acrylic. "Carthage" design is shown here; dozens of different grille patterns are offered. / Customwood Mfg. Co., Albuquerque, N.M.


FURNITURE

455 MODULAR WALL UNIT / A choice of wardrobe options allows user flexibility, particularly in the bedroom or dressing room for which this unit was designed. Deep and shallow drawers are provided along with pull-out shelves, wire baskets and TV pull-out swivel. / Cy Mann Designs Ltd., New York, N.Y.


456 ADAPTABLE FURNITURE / The Format stackable chair, together with a matching table, can be used for either conference rooms and offices or for residential dining. The chair is constructed of bent beechwood or oak and comes in both arm and armless models. The table can be square, rectangular or semi-circular. / Cado/Royal System, Inc., South Plainfield, N.J.



457



458




459

457 FACTORY WALL SYSTEM / Designed in two models to improve productivity, the system can be used for compact work stations in such fields as electronic components. Work surfaces and cabinets may be attached to the panels which come in a variety of sizes for flexible layouts. / Westinghouse Electric Corporation, Pittsburgh.

458 OFFICE FURNITURE / A new line of furniture, the RH-System has been designed to allow adjustment of the height and tilt of video display terminals, and is complimented by matching work tables and desks. The system allows multiple keyboard locations for each screen, and offers design appropriate to the technological function. / Data Furniture Inc., Minneapolis, Minn.

459 DATA MANAGEMENT / The "I.M.S."—Information Management Station—is now being marketed following a year-long series of in-use testing. The furniture components create large or small work stations, at angles, in clusters, rows, corners, aisles, etc. Almond-toned laminate tops are set on Chromax-plated tubular steel. "T" legs. / Howe Furniture Corp., New York City.



460



461




462

460 DATA PROCESSING / Several freestanding and partition-mounted work stations, designed for the requirements of data processing equipment and workers, are offered in the "Series 1000 Office." Finish options include laminates or natural wood veneers. / Harmon, Div. of Coastcraft, Tacoma, Wash.

461 NESTING TABLES / "Matrix" tables are now offered in hardwood veneer surfaces of oak or walnut. Frames are standard in bright chrome with powder coated finishes optional. / Krueger, Green Bay, Wisc.

462 RED OAK TABLE / Available in conference, dining and coffee table versions, this table, from Agati Designs, features bentwood legs and a top of red oak. Legs are removable for shipping. / Agati Designs Inc., Chicago.



463



464



465


463 WORKSTATION / This "Post-Modern" workstation offers fluted posts and silver accents "to echo the current nostalgic drift in architecture." / Harvey Prober, Inc., Fall River, Mass.

464 DESK AND TABLE / The Prow Edge Desk is available in executive and secretarial versions. The Prow Edge Tables rest on solid oak-edged bases and are available in circular sizes with parquet tops, and rectangular sizes also. / Harvey Prober, Fall River, Mass.

465 TABLE / The Sunburst Table Collection offers hardwood and veneer pattern in top sizes ranging from 24-in.-diameter through the 24-ft conference length. / Tuohy Furniture Corporation, Chatfield, Minn.



466



467




468

466 TABLE / The 316-317 Series Tables, in chrome and oak, have full radius (bullnose) edges for greater resistance to concussion and superior chrome adherence. / Tuohy Furniture Corporation, Chatfield, Minn.

467 TRAVERTINE TABLES / From the Draenert Studio, dining, cocktail and occasional tables with simple, flowing lines are made of open- or closed-pore travertine and Red Persian travertine, as well as various marbles. / Turner Ltd., New York City.

468 LIMITED EDITIONS / Tables, chairs and lighting, designed and crafted by Alan Friedman, are available in limited editions of 100 pieces. These signed tables have tops of Honduras lace-wood veneer; legs are solid hand-carved mahogany. / Turner Ltd., New York City.



469



470




471


469 OCCASIONAL TABLES / Leon Rosen's "Circo Tables" are an updated art deco look in polished tubular stainless steel and glass. Tables are suitable for both contract and residential applications. / The Pace Collection, Inc., Long Island City, N.Y.

470 GRANITE TABLES / Designed by Herbert Beckhard and Robert F. Gatje of Marcel Breuer Associates, "Stonehenge" tables are made of two-in.-thick solid granite slabs: a square top set on an X-shaped base. Tables are offered in many sizes and heights for lounge, dining and conference applications. / ICF, Inc., New York City.

471 GEOMETRIC TABLE / Lella and Massimo Vignelli's "Euclid" coffee table consists of a 3/4-in.-thick clear glass top resting on four "legs": a Carrara marble pyramid, a travertine cylinder, a black marble cube, and a variegated marble sphere. / ICF, Inc., New York City.



472



473




474


472 UTILITY FILE / Designed by Paul Mayen to work with the "Katonah" series of desks, credenzas and storage units, this Utility/File Cabinet has three utility drawers and three file drawers for either letter- or legal-sized filing. Drawer fronts feature integral pulls. Drawer fronts feature integral pulls. Finish options include 13 lacquer colors, four woods and four burls. / Intrex Inc., New York City.

473 CONSOLE / Shown here in a matched burl, 72-in.-long "Katonah" console has no visible hardware: drawer fronts have contour ends to serve as hand grips. Designed by Paul Mayen, "Katonah" furniture is offered in 13 glossy lacquer colors, four woods and four burls. / Intrex Inc., New York City.


474 MICHAEL GRAVES' TABLE / Graves' newest and most striking table is available in lacquered or wood versions. The legs are a "reference to architectural patterns by their similarity to fluted columns," as Graves explains; the top has square fragments of bird's-eye maple, separated by lines of ebony with mother-of-pearl tesserae at corner intersections. / Sunar, Norwalk, Conn.



475



476



477

475 COLUMN TABLE / Designer John Saladino has set 1/2-in.-thick clear glass squares on top of solid ash sectioned column legs for this Dunbar table. Separate 24-in.-squares can be placed together, as shown, forming a "complete" column at the center. Table is 19 1/2-in. high. / Dunbar, Berne, Ind.

476 GEOMETRIC DESK / An angled construction of brushed steel and lacquer, J. Wade Beam's "Executive Decision" desk has a leather writing surface. The credenza, with door storage or file drawers, has end compartments with shelves of solar bronze glass. / Dunbar, Berne, Ind.

477 MARBLE TOP / Oval desk top of verdi green marble is set on a double plinth base in steel, bronze or leather finish. A Bert England design, the desk has a coordinated accessory drop-in, containing a telephone, clock, and other office fittings. / Dunbar, Berne, Ind.



478



479



480

478 TABLE DESK / The "Taftville Collection" of traditionally-inspired furniture includes table desks with mahogany or leather insert tops. This corner detail shows the red birch molding and figured African mahogany banding, framing a ribbon mahogany top, in a satin lustre finish. Two center drawers are standard. / Helikon Furniture Co., Inc., Taftville, Conn.

479 WALL SYSTEMS / The Privacy Panel System shown provides different degrees of privacy with 4 panel heights, including floor-to-ceiling which can be used for fully enclosed offices. Finishes are designed to match the manufacturer's line of office furniture. / The E.F. Hauserman Company, Cleveland, Ohio.

480 ZURICH TABLES / The Zurich table is a 51-in.-dia, 28 1/2-in.-ht round dining table. Base and top edges are leather covered wood in choice of Swiss leather or suede, Swiss Nubuk brushed leather, Swiss select leather and Nature leather. Top material selections include Stendig marbles and mirrored bronze glass. / Stendig Inc. New York, N.Y.



481




484




487



490




482



485



488



491



483



486



489



492

481 CONFERENCE TABLE / Pedestal table has a top of 1/2-in.-thick clear glass held in place by a metal disc placed over the glass and mechanically attached to inner hardware. Table stands 29-in. high, and is offered in 42-, 48-, 54- and 60-in. diameters. / Architectural Supplements, Inc., New York City.

482 FURNITURE SYSTEM / Wood-framed see-through panels and radius edge drawers have been added to the *Conwed System 2*. All furniture and panels feature matching wood grain in a choice of three finishes. Group 600 fabric-wrapped acoustical panels are also available with either .60 or .95 NRC. / Conwed Corp., St. Paul, Minn.

483 CONWED DESKS / *Conwed's* new Series 2100 raised pedestal desk merges radius edges with rectilinear styling. The wood desk also has complete drawer configurations and return options. A companion desk, the Series 2200, has full-to-the-floor pedestals. Matching credenzas are available for both lines. / Conwed Corp., St. Paul, Minn.

484 ALANDA SOFAS / The ALANDA Lounge series has flexible, adjustable back and arm cushions. The back cushion, when raised, becomes a headrest. The series consists of an armchair, a two-seat sofa and a long sofa, with upholstery in B&B America fabrics, leathers, COM or COL. The structural steel frame is embedded in molded urethane foam. B&B America / New York, N.Y.

485 LOUNGE TABLE / As part of the Petitt Collection, this low round table can be topped with a wood veneer of maple, mahogany or oak, or with marble—all tables have special edge detailing. / Sunar, Norwalk, Conn.

486 OFFICE FURNITURE / A new part of the Ultronic 9000 line, these adjustable stands for video display terminals have gears that regulate height and angle. The advantages include comfort and the elimination of glare, which reduces visibility and decreases fatigue. The surface can also be rotated. / Steelcase, Grand Rapids, MI.

487 MAGNUS MODULAR SOFA / The Magnus modular lounge series comes in two basic units, corner/end element and an armless element. The steel armature frame is embedded in cold molded urethane, and upholstery is available in a wide range of materials. Elements can be ordered separately. / Stendig Inc., New York, N.Y.

488 EDP STATIONS / New 120- and 90-deg corner electronic support work surfaces shown here feature recessed keyboard pads. Cable access notches direct wiring down to power receptacles. Also available are 180-deg panel-mounted EDP surfaces, CRT carousels, and printer tables. / Haworth, Inc., Holland, Mich.

489 OFFICE INTERIORS / Haworth's *UniGroup* office system incorporates *TriCircuit ERA-1* and standard panels, *TriAmbient* lighting, and an almost infinite variety of componentry to suit any office function. An expanded range of color and finish choices is offered. / Haworth, Inc., Holland, Mich.


490 WORK SYSTEM / Designed by Swiss architect Fritz Haller, the "Haller" office is easily changed to accommodate new computer technology and data systems. A ball-and-screw connector links chrome tubes to create multi-purpose structures into which shelves, panel sections, drawers, bins, etc., can be fitted. / Haller Systems Inc., Irvine, Calif.

491 OAK FRAME TABLES / "Series 355" tables have oak legs that curve gently into the top apron, creating the impression of one continuous flow of wood. Tables come in heights and sizes to serve in conference, dining, lounge and desk applications. Tops now available include wood, leather, glass and granite. / CI Designs, Medford, Mass.


492 WORKSTATIONS / New, full suspension pedestals on "Series 500" workstations permit access to all parts of the two or three drawers provided. Desk tops and pedestal fronts have beveled edges; units are available in three sizes and two heights. / TAB Products Co., Palo Alto, Calif.



493



494




495


493 FLEXIBLE DESK / Described as a "personalized work tool," *The Burdick Group* offers individualized solutions to various office task and equipment problems. The L-shaped setup shown here has a 7-ft aluminum beam supporting an assemblage of work and machine surfaces. / Herman Miller, Inc., Zeeland, Mich.

494 PANEL DOOR / To provide greater privacy in "Series 9000" work station and conference applications, this 65- or 75-in.-high door can be installed in a straight run of panels, or at a corner using a corner post. Hinge is reversible, and will swing the door completely open or closed. / Steelcase, Grand Rapids, Mich.

495 ELECTRONIC OFFICE / An extension of the "9000" line, *Ultronic* components accommodate all makes and types of electronic office machines. Products include split-level work surfaces, pullout shelves for keyboards, and freestanding slotted-top printer tables. The three-worker configuration shown here incorporates a central machine carousel that rotates 355 degrees. / Steelcase, Grand Rapids, Mich.



496



497




498


496 OFFICE SYSTEM / New oak edge trim for American Seating's office panel system works with wood veneer desks and components to provide an all-wood look, while maintaining the practical advantages of non-wood, fabric-covered panels, flipper doors and *Add Infinitum* storage units. / American Seating, Grand Rapids, Mich.

497 OPEN PLAN / Gunlocke's Panel System is constructed of rift cut oak veneers, highlighted by narrow reveals and slightly-radiused edges. Offered in four heights and four widths, straight or curved, panels may be veneer and/or acoustical on either side. The system provides more than 300 panel, work surface, cabinet and color options. / The Gunlocke Co., Wayland, N.Y.

498 BRITISH DESIGN / A range of furniture and accessories for indoor and outdoor use, the "Pyper Collection" is made in England of glass-reinforced fiber. The table shown here has a removable center planter; the stools have a carrying slot that also serves to drain rain water from the concave seat section. / Fitch & Co., London, U.K.



499



500



501

499 DESK SYSTEM / The "Cadodesk" line includes executive desks, returns, typing table, suspended pedestals and organizers, furnished in teak, walnut or oak. The five-drawer stationery organizer may be hung underneath the return. / Cado Royal System, Inc., South Plainfield, N.J.

500 BASIC DESK / Designed by the architectural firm of Gwathmey Siegel & Associates, desk and credenza have pedestals that rest directly on the floor to provide maximum storage. The work surface is cantilevered over the pedestal forming a "T" with the privacy panel. Storage units, top and panel may be ordered in four mahogany finishes, as well as black, gray and dark brown laminate. / Knoll International, Inc., New York, N.Y.

501 VERSATILE OFFICE / Now available in stock in this country, Mario Bellini's "Marcatre" office furniture is used to form complete but changeable workspace units. Industrially-produced desks, storage pieces and accessories are finished in Roman Oak veneers or combination oak/gray, oak/white or oak/beige laminates. / Atelier International, Ltd., New York, N.Y.



502



503



504


502 MAHOGANY DESK / Based on 18th-century Georgian furniture, the "Exeter Suite" for the office has inlaid olive ash burl tops, side and end panels with detailed mahogany molding. The "Exeter" and two other traditional desk lines are offered with executive and secretarial desk models, credenzas, and modular bookcases. / R-Way Furniture Co., Sheboygan, Wisc. I*

503 CONFERENCE TABLE / Sized for small meetings, this mahogany table will seat eight people. It is supported by two pedestals, each with three Queen Anne-style legs. / Kittinger Co., Buffalo, N.Y.


504 OPEN PLAN DESKS / Dimensionally compatible with this maker's "Open Plan System," "O.P.S." desks feature radiused end panels and work surfaces and molded drawer fronts. Several width and depth configurations are offered; work surface heights can be adjusted from 26 1/2 to 29 1/2-in. in 1/2-in. increments. / GF Business Equipment, Inc., Youngstown, Ohio.



505



506



507

505 OAK DESK / Built of solid oak with one-in.-thick tops and ends, this executive desk from the "Corporate Collection" has a 16-step lacquer finish. Drawer fronts and doors are cut from one solid piece of wood to ensure a matched grain; edges are bullnosed. Credenza and chairs shown are also part of the oak office series. / Adden Furniture Inc. Lowell, Mass.

RUGS

506 FLOOR CANVAS / A custom program of hand-painted canvas art for the floor, artist Ann Sams uses colorfast paints on a heavy white cotton canvas with a strong latex backing. Designers may specify colorations, and any size up to 12- by 15-ft. / Form III, North Vernon, Inc.

507 AREA RUG / The "Katja" collection of small rugs for the kitchen, bath and hall includes "Soccer Stripe," a 24- by 40-in. oblong with narrow stripes of red, green, navy or yellow alternating with white. / Regal Rugs, Inc., North Vernon, Inc.



508



509



510

508 CORPORATE LOGOS / Customized carpets, area rugs and tapestries of 100 per cent virgin wool, with company logo or family crest. Rugs and hangings are manufactured in all sizes, colors and designs. Separate inserts to fit already existing carpets are also available. / Logo Looms Ltd., Port Washington, N.Y.

SEATING

509 ELEANORA CHAIR / The Eleanora semi-lounge chair provides seating for conversational area in home or business. The fully upholstered steel frame is cushioned with molded urethane foam. The chair has casters and may be covered with Stendig leathers, expanded vinyl, fabric or COM. / Stendig Inc., New York, N.Y.

510 RHODES CHAIR / 139 Rhodes side chair is classic Bauhaus. The continuous tubular steel frame is polished chrome, with leather seat and back. Leather panels have grommetted holes and tied laces in a selection of four colors: natural, palomino, dark brown or black. / Stendig Inc., New York, N.Y.



511



512



513

511 CANTILEVERED OAK / Red oak veneer laminated into two curves forms the seat, back supports and arms of Agati's 23-in.-wide cantilevered contract chair. Oak strips separate the curves to create the reveal. Chair is available in an armless version, and six colors of wool blend upholstery. / Agati Designs, Inc., Chicago, Ill.

512 ARTICULATED CHAIR / Manufactured in several office and contract models, "The Dorsal Chair" has an articulated backrest that automatically responds to any seating requirement. "Operational Pedestal" chairs tilt-forward for work-intensive situations. / Krueger, Green Bay, Wisc.

513 STACK CHAIRS / The "Matrix" high-density stack chair is now available with hardwood veneer seats and backs as well as the previously offered polypropylene version. Designed by Tom Tolleson, chairs have bright chrome or powder coated frames. / Krueger, Green Bay, Wisc.



514



515



516


514 LEATHER CHAIRS / Tito Agnoli's "Saddler's Chairs" are completely covered in stitched saddle leather, available in black, dark brown, burnt sienna, light brown, terra cotta or natural. Frame of the 33 1/2-in.-high chair is steel. / ICF, Inc., New York City.

515 SECTIONAL SEATING / "Celesta" components are constructed on a steel-framed, fire-retardant foam padded base. Cushions are down-filled, reversible, and covered with Velcro-fastened parachute cloth upholstery. Armless, corner, and chaise lounge units are shown here. / ICF, Inc., New York, N.Y.

516 STACKING CHAIR / The "Wik-hahn Binar" chair has a textured polypropylene double-wall shell that surrounds a cushion of air for comfortable seating. Two chromed steel tubes support the seat. "Binar" chairs stack seven-high; a carrying cart is available. / Vecta Contract, Grand Prairie, Texas.



517



518



519

517 OPERATIONAL CHAIR / Designed for the operational/EDP worker, the *WorkSeat* is said to prevent fatigue by providing complete support and comfort throughout the day. A mechanical *Auto Lift* device adjusts seat height; short arm rests allow the chair to be pulled up close to the desk. / Cramer Inc., Kansas City, Kan. I*

518 FOLDING CHAIR / The solid ash frame and seat back of Michael Kirkpatrick's folding chair are joined by a cam hinge: when the seat is lowered, the back automatically locks in place. Seat options include natural cane, as shown, or homespun wools in a number of colors. / CI Designs, Medford, Mass.

519 PUBLIC AREA SEATING / Consisting of one-, two-, and three-seat fully-upholstered sofas, the "Wilkahn 84" series can also be joined with wedge or square connecting table tops. End panels are lacquered "Finply" in 14 colors. / Vecta Contract, Grand Prairie, Texas.



520



521



522

520 SYNCHRO-TILT CHAIR / German-designed "FS" office chairs are built with two pivot arms attached at the lumbar portion of the backrest, and connected to an axle at the chair's center of gravity. There are 11 models in three groups: high back chairs, manager chairs, and operator chairs. Upholstery covers are zippered and field replaceable. / Vecta Contract, Inc., Grand Prairie, Texas.

521 ERGONOMIC / All chairs in the *Vitra* line maintain a visual consistency, so facility managers can tailor the right seating solution to each individual, work situation and budget. These "30, 40 and 50 Series" chairs feature a coactive synchro-tilt mechanism for proper support. / Herman Miller, Inc., Zeeland, Mich.

522 INTRASYSTEM SEATING / The System 150 chair and companion System 140 chair are designed for healthful body support and comfort. The 140 chair, with glides, is well suited for conference situations. Both are compatible with the entire Haworth office system. / Haworth, Inc., Holland, Mich.



523



524




525

523 MODULAR SEATING / Consisting of four components designed by Brian Kane, the "588 Mendocino" group provides a small-scaled solution to reception area seating requirements. Form-fitting upholstery has a double-needle seaming detail. / Metropolitan Furniture Corp., South San Francisco, Calif.

524 CAMELBACK SOFA / A 90-in.-long roll-arm sofa based on a Chippendale motif, fully-upholstered piece is part of the "Bel Air" contract line. Sofa is also available as a sleeper. / Lee/Jofa, New York City.

525 SWIVEL ARM CHAIR / A high-back version of Brian Kane's "584-585 Auburn Chair," this executive chair is set on a five-prong base of polished aluminum, oil rubbed bronze, or any of 18 different painted finishes. / Metropolitan Furniture Corp., South San Francisco, Calif.



526



527



528


526 ARMLESS CHAIR / Constructed on a slightly larger scale for seating comfort, this "Bel Air" upholstered chair has a 19½-in.-seat height, and a depth of 36-in. Here, the frame, seat and back cushions are fully covered in "Beaulieu Weave" 100 per cent cotton fabric. / Lee/Jofa, New York, N.Y.

527 ADJUSTABLE CHAIR / A management version of "The Comfort Chair" features arm rests that can be raised or lowered to fit the physical stature of the user, and a turn knob that allows the seating width to be expanded or contracted. The "dish" shaped plastic shell seat has a waterfall front; seat can be pneumatically raised or lowered. / Facit, Inc., Greenwich, Conn.

528 SIDE CHAIR / Brian Kane has used an exposed oak frame and simple upholstery details for the "Alta Mira" contract chair. Edges of arm panels and seat back are self-welting; chair is available in many fabric choices or leathers. / Metropolitan Furniture Corp., South San Francisco, Calif.



529




532




535



538



530



533




536



539



531



534



537



540

529 STEAMBENT OAK / The "Tem-pus" office chair has base and arms of steambent solid white oak. Comfort and support features are fully adjustable by pneumatic control: the angle between the seat and back increases or decreases as the user tilts in the seat. Chairs are guaranteed against defects for five years. / The Gunlocke Co., Wayland, N.Y.

532 GALAHAD CHAIR AND OTTOMAN / The Galahad swivel lounge chair and ottoman are cushioned with foam and dacron. A down-filled headrest and locking tilt are also provided. Both chair and ottoman are fully upholstered in a variety of deSede leathers. The frame is of molded plywood, the base is metal. / Stendig Inc., New York, N.Y.

535 SIDE CHAIR / Robert De Fuccio's "Stack Back" chair has a back riser of solid elm sections with a butcher block effect; the frame is steambent elm. Seat is available upholstered or with a cane seat. / Thonet Industries, Inc., York, Pa.

538 WOOD FRAMED CHAIR / The "Triangle Chair" series by Robert De Fuccio features an oak or walnut frame that tapers in width towards the base to maintain a light scale. Sled-base versions may be ganged using an optional connecting device. / Stow/Davis Furniture Co., Grand Rapids, Mich.

530 LOUNGE CHAIR / A restyled version of the "338" chair, model "610 Solano" has softer, rounder upholstery details. Proportioned for lounge or side chair applications, seating is covered in stretch fabric. Cantilevered steel frame is available in polished chrome, oil-rubbed bronze, or 18 painted finishes. / Metropolitan Furniture Corp., South San Francisco, Calif.

533 CLASSROOM CHAIR / A stacking chair for schools, meeting rooms, etc., "Model 7100" has a one-piece, extra-wide shell with support flange around the edge for strength. Seat pads are foam upholstered in nylon *Scotchgard*. Tubular steel legs have swivel glides. / Virco Mfg. Corp., Torrance, Calif.

536 CANTILEVER CHAIR / Formed of oval metal tubes with the seat cantilevered over the base, Warren Snodgrass's "Interlock" chair stacks six high. The one-piece elastic fabric seat and back support slips over the interior perimeter frame. / Thonet Industries, Inc., York, Pa.

539 DINING CHAIR / An edition of the *Continuum Series* scaled expressly for dining use, leather-upholstered chair is offered in three new finishes: cherry, ebony and translucent white. Chairs can be stacked for convenient storage. / Stow/Davis Furniture Co., Grand Rapids, Mich.

531 ADJUSTABLE HEIGHT / The "S-197 R/5" operator's chair has a compressed air device that permits fine height adjustments while seated. Fore/aft tilt and lumbar support are fully adjustable; cast aluminum base has double gravity rollers. Available in several versions, prices for the German-made chairs start at \$225. / Charrette, Woburn, Mass.

534 ANTHROPOMETRIC LINE / Three new models have been added to the *ConCentrx* office seating line: an operator chair and stool, and a fixed side chair. Posture backs have a rubber-packed spring, with back tension adjusted by a T-handle underneath the chair. All three chairs are available with or without arms. / Steelcase, Grand Rapids, Mich.

537 SECRETARIAL CHAIR / Part of the "Corporate Collection" from *Adden*, the "CS.30" secretarial chair has a solid oak frame with rounded corners. The seat back has a vertical control and tilt mechanism; height adjustment is either manual or by an optional gas cylinder. / Adden Furniture Inc.

540 ANTI-STATIC CHAIR / The *Compu-Chair* helps eliminate electrostatic discharge, providing comfort and convenience for workers in static sensitive environments such as computer rooms, CRT terminal areas, etc. The anti-static properties are guaranteed for the useful life of the chair, regardless of wear or cleanings. / United Technical Products Inc., Westwood, Mass.



541



544



547



550



542



545



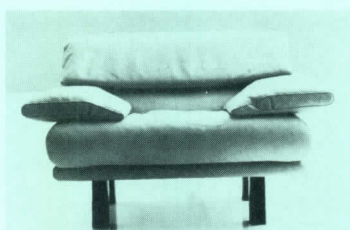
548



551



543



546



549



552

541 SEATING / Designed for offices by the Dreipunkt Ac-team, five different models of the Gamma series include desk and side chairs. Desk chairs have cast aluminum bases with telescopic pedestals and adjustable tension. The manufacturers are particularly proud of the techniques used for leather upholstery. / Davis Furniture Industries Incorporated, High Point, N.C.

542 LOUNGE CHAIR / Designed by Toshiyuki Kita and manufactured by Cassina of Italy, the versatile "Wink" is a chair and a chaise. Soft edges surround the user: two-part headrest reclines independently. Chair base rotates forward into a footrest, creating a chaise lounge. Fabric, vinyl and leather upholstery may be selected; prices start at \$1700. / Atelier International, Ltd., New York, N.Y.

543 EXECUTIVE SWIVEL / One of a line of fully upholstered, soft-look office seating, the "840" swivel chair is 47-in. high. Upholstery options include fabric, vinyls, or top grain leathers. / Myrtle Desk Co., High Point, N.C.

544 CONTRACT SEATING / The "Dimension" chair has upholstered elements 23½-in. wide bolted to frames made from mirror chrome- or antique bronze-plated rectangular steel tube. Variations include leg, sled or swivel base (shown), and low-, medium- or high-back. / Brayton International Collection, High Point, N.C.

545 SWIVEL-TILT CHAIR / Upholstered chairs are 24-in.-wide and 25-in. deep, compactly scaled for the open office. The three-piece seating and backrest pad is field replaceable. Arms are brown self-skin urethane foam. / Vecta Contract, Inc., Grand Prairie, Texas.

546 LOUNGE SERIES / The Alanda lounge series, designed by Paolo Piva, offers clean minimal lines and total comfort. Equipped with an internal mechanism, the back and arm cushions are individually adjustable. / B&B America, a division of Stendig International, Inc., New York, N.Y.

547 SEATING / The new Task Chair features a flexible back achieved with a concealed spring mechanism buried within the chair. Molded in one piece of urethane foam over an integrally sprung steel frame, the Task Chair is available with upholstered foam arms or armless. / Harvey Propper, Fall River, Mass.

548 CONTRACT CHAIR / A multi-purpose chair said to be comfortable, light and strong, Claud Bunyard's "CB1010" chair has a frame of laminated hardwood with an ash face veneer. Seating shell is plywood, upholstered in urethane foam covered with "Isokon" wool or COM. / Claud Bunyard Design, Inc., Winchendon, Mass.

549 PLASTIC SHELL / The "Pluralis" stack, office and tandem seating system is based on a seat and back shell of Reglarflex reinforced polypropylene, available in four bright colors. Reglarflex meets ASTM D-635-75 flammability requirements. / Artemide, New York, N.Y.

550 LEATHER SOFA / Produced by Mariani of Italy, the "Uno-Due" seating group features a consistent outward curve of the back and sides. Right-, left- and armless units can be assembled in various configurations. Upholstery options include black leather, suede or fabric. / The Pace Collection Inc., Long Island City, N.Y.

551 OFFICE SEATING / Part of the "Olivetti-Synthesis" line, the Edys (Ergo Dynamic Seating) chair is secretarial, individual, collective or stackable. This design has 16 variations. / The Pace Collection, Inc., Long Island City, N.Y.

552 STACKING ARMCHAIR / The "Spaghetti" chair uses PVC cords wound around a steel tubing frame to form seat, back and armrests. Frame may be finished in chrome or epoxy. "Spaghetti" stacking chair is designed by G. Belotti. / ICF, Inc., New York, N.Y.



553



554




555

553 SEATING / The manufacturer cites comfort in these models, which include an upholstered chair and a two-seat couch. "Ergo" series is designed by Damir Perisic. / Brayton International Collection, High Point, N.C.

554 SEATING / Designed for institutional and commercial use, the Interlude series of couches and chairs are offered in three styles—lounge chair, two- and three-seat sofas, all with white oak end supports. The manufacturer cites its economical cost. / The Gunlocke Company, Wayland, N.Y.

555 PULL-UP CHAIR / An "affordable" chair, Richard Schultz' side chair is constructed of steel tubing 3/4-in. in diameter, with larger-diameter tubular armrests. Fabric upholstery can be easily replaced in the field. / Knoll International Inc., New York



556



557




558


556 CAFETERIA UNIT / For restaurants, schools and recreational facilities, the "Dicipline" group has seating units of molded plywood finished in natural, white, or extra-thick puffy foam. Table may be laminated, as shown, or solid maple butcher block. Frames and floor mounting plates come in 17 *Kinkote* 2 colors. / Kinetics Furniture, Downsview, Ont.

557 GERMAN DESIGN / The "Drabert" office chair is equipped with a flexing, pneumatically controlled back mechanism. The back inclination may be locked into position, or left to tilt freely; all chairs swivel. Arms are self-skinned polyurethane on steel, finished to match seat and back. Prices start at \$520. / Sunar, Norwalk, Conn.

558 OFFICE SEATING / The "Helena" chair, designed by Niels Diffrient, is based on tested human factors data. A sliding lever moves the back support strap laterally to provide nine seat depth adjustments. Available in executive, guest, sledbase and work-station versions, chair is cushioned with high-resiliency, fire retardant foam. Prices start at \$310. / Sunar, Norwalk, Conn.



559



560



561


559 WIRE BASE / Verner Panton's "Pantonova Series" furniture is constructed with an airy, steel wire base. Seating units can be connected with clips to form convex, concave, or straight-line arrangements. Upholstery is *Mira-Lastic* stretch fabric, available in 50 colors. Glass-top round tables are also offered. / Cado Royal System Inc., South Plainfield, N.J.

560 FIRE RETARDANT / New colors—white, camel, navy and bone—and a fire-retardant commercial material are available in the *Window Quilt* line of thermal window treatments. Said to have the insulating value of three layers of storm glazing, the quilted fabric passed NFPA test 701. / Appropriate Technology Corp., Brattleboro, Vt.


561 THERMAL CASEMENT / Offering insulating values of between R-9 and R-12, the *Insulating Curtain Wall* can greatly reduce heat gain or loss through large glazed areas. Spans and drops of up to 20 ft can be covered with a single curtain case and track installation. Curtain itself has four layers of reflective fabric. / Thermal Technology Corp. of Aspen, Inc., Bloomfield, Colo.



562



563



564

562 VERTICAL BLINDS / *Flex-A-Vane* verticals allow the designer to match window treatment to the rest of the room: grooves on each long edge of the pvc strips hold fabric, wallpaper, etc., which may be changed as desired. Outer surface has a heat-reflecting matte finish. / Hunter Douglas, Inc., Totowa, N.J.

563 ROMAN SHADES / Woven wood Roman window treatments are available in a slimmer version, the "Romanette" shade. The finished wood headrail is only 1 1/8-in. thick and does not need to be hidden by a valance, reducing the bulkiness of the surface or recessed installation. / Kirsch Co., Sturgis, Mich.


564 PLEATED SHADES / Accordion-pleated shades made of *Verosol* polyester fabric have a reflective aluminum backing. While the shades are sheer and let in light, they reflect 60 per cent of summer sun to reduce heat load on interiors. In winter, lowered shades redirect heated air back into the room. / Kirsch Co. Sturgis, Mich.

*The first name in full height movable walls
brings you
the first full height Privacy Panel™ System.*



For more information, circle item numbers on Reader Service Inquiry Card, pages 5, 201

12: FURNISHINGS



OPEN OFFICE SYSTEM / Flexibility, productivity and economics: these three factors, according to a 24-page booklet, are the advantages of this open office system. The publication describes in detail this manufacturer's furniture system, with four-color photographs displaying many possible configurations. ■ Westinghouse Electric Corp., Pittsburgh, Pa.

circle 3233 on inquiry card



MATTING FRAMES / A line of matting materials and aluminum frames are detailed in a 12-page publication. Featured are mattings made of rubber, vinyl and nylon for institutional and commercial applications. The characteristics of each are described, and available colors are illustrated. ■ R.C. Musson Rubber Co., Akron, Ohio.

circle 3234 on inquiry card



FURNITURE / Three lines of mahogany office furniture, with an elegant 18th-century look, are featured in a four-page brochure. The collection offers such features as leather desktops, molding and burl tops and end panels. Other units in the collection include modular bookcase cabinet and credenza. ■ R-Way, Sheboygan, Wis.

circle 3235 on inquiry card




OFFICE FURNITURE / The "Body Chair," contoured to provide support to back and legs, is featured in a 20-page brochure. Advantages of comfort, construction and styling are pointed out. Design, caster and base finish options are detailed. ■ GF Business Equipment, Youngstown, Ohio.

circle 3236 on inquiry card



OFFICE FURNITURE / "The Corporate Collection," a line of contemporary-design solid oak office furniture, is presented in a 4-color brochure. Products shown include "The Executive" and "The Management Series"—desks, chairs, credenzas and sofas. Dimensions and construction details are given. ■ Adden Furniture, Lowell, Mass.

circle 3237 on inquiry card




STAINED GLASS / A 4-page brochure introduces a line of contemporary stained glass panels. Color photographs show several of the limited edition pieces available. The manufacturer of these lead-less panels can produce pieces for ceilings, window inserts, screens and furniture. ■ Creative Glassworks International, Fairfield, Iowa.

circle 3238 on inquiry card




OFFICE FURNITURE / The Series 300 workstation is introduced in an 8-page brochure. Versatile work stations are available in three heights, with a choice of six surfaces, and with a variety of drawer, shelf and turntable options. Color photographs show a number of possible configurations. Product descriptions and specifications are included. ■ TAB Products, Palo Alto, Calif.

circle 3239 on inquiry card




OFFICE FURNITURE / The "Information Management Station (I.M.S.)," is introduced in an 8-page, four-color brochure. The publication explains and illustrates the many applications of the system in particular, the accessibility to computers and electronic equipment. ■ Howe Furniture Corp., New York, N.Y.

circle 3240 on inquiry card




OFFICE FURNITURE SYSTEM / A 24-page catalog features the Ultrasonic 9000 furniture system, designed to accommodate many types of electronic equipment found in offices. The system offers flexibility in hand-to-keyboard and eye-to-screen relationships, and it may be adjusted as office requirements change. ■ Steelcase, Grand Rapids, Mich.

circle 3241 on inquiry card




OPEN-PLAN PARTITIONS / Ease of workspace planning and system installation are emphasized in an eight-page brochure on this manufacturer's open-plan office system. Components illustrated with color photographs include straight and curved work surfaces and countertops, steel shelving and panel-mount furniture. ■ Panel Concepts, Santa Ana, Calif.

circle 3242 on inquiry card




STAINED GLASS / Custom-made creations in stained glass are the specialty of this manufacturer, and a 6-page foldout displays some of the windows installed in various churches around the country. The text defines the manufacturer's conviction that a stained glass panel must be a three-fold collaboration between architect, client and glassman. ■ Rambusch, New York, N.Y.

circle 3243 on inquiry card



OFFICE FURNITURE / The "GF Body Chair," designed for maximum anatomical support, is featured in a 24-page brochure that catalogs a complete line of office furniture and work surfaces. Chair heights, arm and base finish options, and choice of upholsteries are all illustrated in four-color photographs. ■ GF Business Equipment, Inc., Youngstown, Ohio

circle 3244 on inquiry card




EXECUTIVE FURNITURE / Sleek, contemporary oak desks are showcased in a four-page brochure. The Series 2100/2200 radius edge desks feature compatible design with the manufacturer's System 2 open office furnishings. Construction details and the choice of finishes are shown in four-color photographs. ■ Conwed Corp., St. Paul, Minn.

circle 3245 on inquiry card




OFFICE ENVIRONMENTS / A 12-page brochure describes how this manufacturer's office furniture approaches worker comfort and efficiency. System components, such as acoustical ceiling panels, lighting systems, surface treatments, partitions, furniture/storage units, are shown installed in various configurations. ■ Conwed Corp., St. Paul, Minn.

circle 3246 on inquiry card



COMPUTER FILING SYSTEM / A 64-page catalog describes TAB's complete line of computer filing systems. The easy-to-use publication is organized by product type and application. It contains information on tape and disk pack storage systems, print-out and floppy-disk storage systems, workstations for general office and computer room applications. ■ TAB Products Co., Palo Alto, Calif.

circle 3247 on inquiry card



The imagination, colors and quality you expect from Levolor Ceiling Systems



Create your own energy-efficient environment with an Owens-Corning Fiberglas® Fabric Structure.

This is the beautiful new Bullock's in San Jose, California. The world's first department store with a permanent fabric roof—made of rugged Owens-Corning *Fiberglas* yarn coated with *Teflon*®.

The fabric roof gave the architects the freedom to create a unique environment—open, airy. A lot like a park.

Since the roof is translucent, it lets in soft daylight, thus cutting the need for daytime lighting and the use of energy. And Bullock's is projecting energy savings of \$18,000 a year. (They're now planning a second store with a larger *Fiberglas* fabric roof.)

More savings.

An Owens-Corning *Fiberglas* fabric roof structure can cost less to build than a conventional roof. And generally, the longer the span, the greater the savings. Plus the fabric roof goes up in a fraction of the time, which can result in even more savings.

The Pontiac Silverdome, home of the Detroit Lions, could not have been built with a conventional roof without going over budget. Today, the Silverdome has a 10-acre *Fiberglas* fabric roof that cost a third the price of a steel-vault one.

Seven years of success stories.

Owens-Corning has been involved in every *Fiberglas* fabric structure project in the world. We've found there's practically no limit to what you can do with *Fiberglas* fabric structures.

You can use them to create exciting new environments for schools, malls, zoos, libraries, restaurants, hospitals, office buildings, and even airport terminals. (We're now working on the Haj Terminal in Saudi Arabia—larger than 80 football fields.)

One-stop shopping.

No one is better equipped to help you with your project than Owens-Corning *Fiberglas*. Call on us for assistance during preliminary design as well as for budget estimating. Count on us for materials, fabrication and construction. In short, depend on us for everything from A to Z. Don't hesitate to contact us at the earliest stages of your project.

For a free brochure, just send us this coupon.

Free brochure

Write to A.R.C. Meeks, Owens-Corning *Fiberglas* Corporation, Fiberglas Tower, Toledo, Ohio 43659

Name _____ Title _____

Company _____

Address _____

City _____

State _____ Zip _____




© O.-C.F. Corp. 1980. *Du Pont registered trademark.

Circle 1063 on inquiry card

uci14

conveying systems



622



623



624

CONVEYORS & CHUTES


622 RETRIEVAL SYSTEM / The Lektrevier Series 80, for storage and retrieval of industrial materials, has specifically designed carrier shelves made of heavy-gauge steel and are standard in each available height. Carriers are delivered automatically to work areas by digital touch controls. / Kardex Systems Inc., Marietta, Ohio.

623 INCLINED CONVEYOR / Mounted on inclined beams, the *Hy-lift* reciprocating conveyor moves up to three tons of freight only between two or more levels, and is not subject to elevator codes. *Hy-lift* can be easily loaded by fork lift, and is said to be a cost-effective alternative to elevators and belt conveyors. / Pflow Industries, Inc., Milwaukee, Wisc.

624 TRACK SYSTEM / The *Mosler* "Materials Distribution System" is a low-energy system of 20-lb capacity cars which travel, on demand, vertically and horizontally over a network of extruded aluminum track. / The Mosler Safe Co., Hamilton, Ohio.



625



626



627

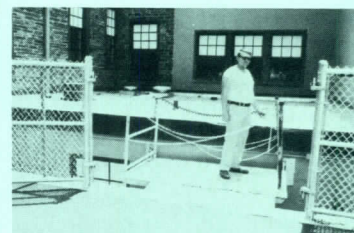
ELEVATORS

625 TALKING ELEVATOR / Newly introduced, the Elevonic 401 micro-computer-based elevator-control system not only can be programmed to say "good morning," but features a digital information center that displays time, weather, stock market and news reports or advertisements. / Otis Elevator Co., Farmington, Conn.


LIFTS

626 LIFT TRUCKS / The new RT-501 and RT-701 Rough Terrain Articulating Lite trucks both offer hydrostatic drive, articulated hydraulic steering and easy handling. The RT-501 features a 6,000 lb lift capacity while the larger RT-701 has an 8,000 lb capacity. Both designs are diesel powered. / Namco, Sioux City, Iowa.


627 PALLET TRUCK / Eight basic models in sizes 32- to 48-in. long by 20½- and 27-in. wide. All models feature a choice of foot or quick release hand control, and each has 3-position operation for maximum safety and convenience. / Blue Giant Equipment Corp., Tonawanda, N.Y.



628



629




630


628 SCISSORS LIFT / Double scissor lift for raising and lowering loads in tight spaces. Lift is equipped with guard rails and chains, and is kept level during vertical operation by electronic push-button control. / Southworth Inc., Portland, Maine.

629 WHEELCHAIR LIFT / "Porch-Lift" vertical wheelchair lift provides accessibility to buildings for those in wheelchairs, as well as those who are unable to climb stairs for any other reason. This weatherproof unit is UL-listed and comes in four models that will meet lifting requirements up to 93 inches. / American Stair Glide Corp., Grandview, Missouri.


630 STAIRLIFT / Supported by continuous cable-carrying tubes, the *Garaventa* stairlift negotiates straights, curves, corners and spirals carrying a wheelchair and an optional occasional seat. Many safety features are standard; the lift may be installed indoors and out in residential and public buildings. / Garaventa (Canada) Ltd., Blaine, Wash. GB*



643



644




645

AIR DISTRIBUTION EQUIPMENT

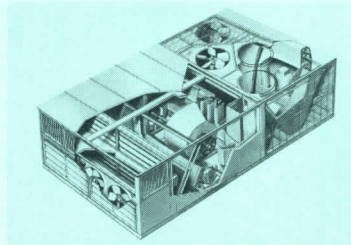
643 ROOF EXHAUSTER / The "Newex Model G" centrifugal exhauster features higher direct drive speed for pressure development, while running at very quiet noise levels. Fan is available in 16 sizes, in capacities up to 4295 cfm. / Greenheck Fan Corp., Schofield, Wisc.

644 UPBLAST FAN / A centrifugal upblast roof exhauster in a smaller, more efficient cube model, this Newex fan is UL-approved for removing smoke and grease-laden vapors. It is available in nine wheel sizes, ranging from 10- to 48-in. / Greeheck Fan Corp., Schofield, Wisc.

645 FAN DRIVE / Shown here in a cutaway illustration, the *Modudrive* is a controllable-speed fan drive for central station air handling units. *Modudrive* varies fan speed automatically to provide the precise air quantity needed at minimum static pressure over a wide load range, reducing system power consumption at part load operation. / Carrier Air Conditioning, Syracuse, N.Y.



646



647




648

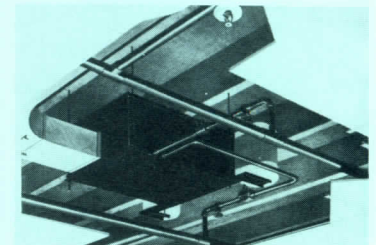
646 HOUSE VENTILATION / Installed through wall or ceiling and roof, the "240-T" whole house ventilating system draws cool outside air through open windows and doors and circulates it throughout the house. Shutters automatically open when fan is in use; system comes complete with 0-12 hour shut-off time switch. / Kool-O-Matic Corp., Niles, Mich.

647 COOLING SYSTEM / The CVA1 cooling-only single zone rooftop variable air volume system comes in capacities of 25, 30, 40 and 50 tons. It is equipped with solid state computer control, two-speed compressors, independent DX cooling circuits and is available with other options and accessories. / Lennox Industries Inc., Dallas, Texas.

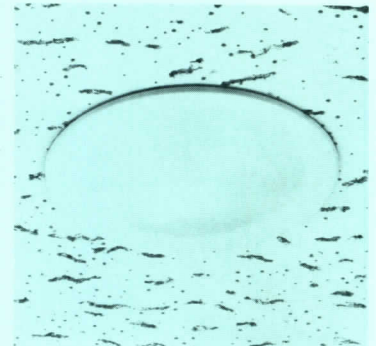
648 CENTRIFUGAL FAN / The Newex, Model GB belt-driven Centrifugal Roof Exhauster is designed to facilitate quiet air movement. The fan runs at low speed, is quiet, requires little maintenance and is available in nine sizes, with capacities from 800 to 25,000 CFM. / Greenheck Fan Corp., Schofield, Wisc.



649



650



651


FIRE PROTECTION EQUIPMENT

649 FIRE ESCAPE / The *E-Z-Scape* is UL-Classified as a supplementary means of egress and cited by ICBO and other code groups. The Japanese-made device is a telescoping ladder built into the floor of high-rise balconies. In emergencies, users lift the lid, activating an alarm and releasing the ladder to the balcony below. Prices start at \$720. / Naka Industries, Ltd., Culver City, Calif. GB*

650 HVAC/SPRINKLER / With the *Tri-Water* system, *Ener-Con* water-source heat pumps can share the same piping provided for building sprinklers. This eliminates dual pipe loops and is said to improve the performance of both hvac and sprinkler systems. / American Air Filter Co., Louisville, Ky. GB*

651 RECESSED SPRINKLER / The "Cleanline II" concealed sprinkler is 25 per cent smaller in diameter than previous models. Installation is accomplished by pushing the cover plate up to proper height and making one quarter turn. / Grinnell Fire Protection Systems Co., Inc., Providence, R.I. GB, ICR, E*


AIR DISTRIBUTION EQUIPMENT
FIRE PROTECTION EQUIPMENT
HEAT EXCHANGERS
HEAT GENERATION
HEAT PUMPS
HVAC TERMINAL UNITS
MECHANICAL CONTROLS
PLUMBING FIXTURES & TRIM
SELF-CONTAINED HVAC UNITS
SPECIAL PIPING SYSTEMS
VALVES
WATER SUPPLY & TREATMENT



652



653

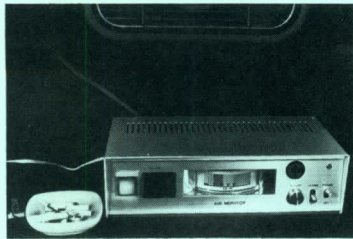


654


652 SPRINKLER HEAD / Designed to protect against particularly intense fires, the *High Challenge* sprinkler has a double deflector that produces a much higher number of large water drops for quicker and more controlled response. Sprinkler is UL-listed and FM-approved. / The Viking Corp., Hastings, Mich.

653 SMOKE MASK / The wall-mounted smoke mask was developed for escape from fires. The mask features a non-combustible hood, a built-in filter/respirator, a fog-resistant window, and can provide 15 to 20 minutes of safer breathing. / Ziamatic Corp., Yardley, Pa.


654 "TALKING" EXIT SIGN / "Talking" exit signs broadcast a variety of safety messages, from fire to power shortage warnings. The signs, which are suitable for all public buildings, accept 120 or 277 Volt, 60 Hz. input and comply with the NFPA 101 Life Safety Code. / Exit-US, Inc., Eastong, Conn.



655



656

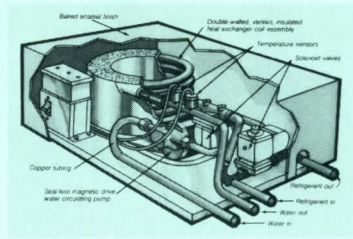


657


655 PURE AIR MONITOR / The Model 81 Pure Air Monitor is a self-contained device with a built-in red flasher and buzzer that warn when cigarette smoke exceeds comfort or safety levels. The monitor is 12- by 4- by 7-in. deep, installs without wiring, and can be placed wherever 110-V 60-cycle electricity is available. It costs \$417.90. / Calibrated Instruments, Inc., Ardsley, NY.

656 FIRE GUARD DOOR / The Won-Door Fire Guard Door is a dual-wall, self-cooling, folding fire barrier. In high-rise buildings, it creates "safe refuge areas" on each floor. "Crash-bar" handles and automatic operation make the doors accessible to the handicapped. Doors are of steel or aluminum and come in various colors. / Won-Door Corp., Salt Lake City, Utah

657 E-Z-SCAPE LADDER / E-Z-SCAPE is a hide-away ladder, for residential or industrial use, that functions as a fire safety system. The telescoping ladder comes in seven models, with 6- to 12, non-skid steps, and fits externally or internally in any building. / Naka Industries, Ltd., Culver City, Calif.



658



659



660


HEAT EXCHANGERS

658 HEAT RECOVERY / The *Energy Extender* line of heat recovery systems now includes two models for lower capacity—residential/light commercial—applications. Wall-hung models use an efficient coil assembly to recover all the heat of rejection normally wasted by ac or refrigeration equipment. / Schneider Metal Mfg. Co., Inc., Mason City, Iowa.


659 INDUSTRIAL CHILLER / Said to be the first centrifugal chiller designed specifically for heat reclaim operation, the "19HR" chiller allows peak performance in cooling-only and cooling/heating modes. / Carrier Air Conditioning, Syracuse, N.Y.

HEAT GENERATION


660 HEATING PANELS / Energy-Kote ceiling panels heat room occupants directly. The UL-approved lightweight panels are offered in a wide range of sizes and wattages for residential and contract installation. / TVI Energy Corp., Beltsville, Md.



661



662



663

HEAT PUMPS


661 HEAT PUMP / Five new console *EnerCon* water-source heat pumps permit either left-hand or right-hand (shown) piping and electrical connection without special modification, for greater application flexibility and reduced costs in renovation projects. / American Air Filter Co., Louisville, Ky. GB*

HVAC TERMINAL UNITS


662 STEAM RADIATORS / *Runtal* R-Column Radiators combine radiant and convective heat in steam and hot water rehabilitated buildings. Units feature steel channels and flattened steel tubes. / North American Energy Systems Inc., Hampton Falls, NY.

MECHANICAL CONTROLS

663 PNEUMATIC CONTROL / Said to reduce costs by providing a more reliable and efficient control for air handling units, the "Pneumatic Integrated Control" system is designed, ordered and tested with computer assistance. / Johnson Controls, Milwaukee, Wisc.E*



664



665




666

PLUMBING FIXTURES & TRIM


664 BATH ACCESSORIES / Kyoto, a creation of Jacques DeLepine, provides deep soaking for up to three persons in a generous sized tub of 30 sq ft (22 in. deep). / Water Jet Corporation, Canoga Park, Calif. GB*

665 BATH FAUCETS / These sculptured bathroom fittings capture the brilliance of light in chrome and lucite. Faucets are available with a complete selection of matching bathroom accessories. / Artistic Brass, Los Angeles, Calif. GB*


666 SAUNAS / The Tylo DeLuxe sauna heating unit features a built-in air humidifier, double side vents for efficient circulation, and non-magnetic stainless steel construction for long life. / Tylo Sauna, New York City.



667



668




669


667 WATER COOLER / Model PSR-8, a wall-hung cooler, requires no wall cut-out, even though the unit appears to be semi-recessed. The cooling mechanism fits behind the tan vinyl apron, easily accessible for maintenance. "PSR-8" weighs 57 lb, and is priced at \$370. / Sunroc Corp., Glen Riddle, Pa.

668 SIX-SIDED BASIN / A self-rimming cast iron sink, the *Hexsign* lavatory measures 22½ by 19-in., with faucet drillings on 4- or 8-in. centers. It is available in most Kohler colors, including the bright "Accent" shades. / Kohler Co., Kohler, Wisc.

669 STEEL SINKS / One of over 100 *Republic* stainless steel sinks, the "Citation" double bowl sink has two 7-in.-deep basins. The 20-gauge steel has a high luster machine polish. / UNR Home Products, Paris, Ill.



670



671




672

670 OUTDOOR SAUNA / All materials and equipment required to build the Outdoor Sauna Cabin are available in 6- by 6-ft and 6- by 8-ft packages. Structure is solid Western red cedar. / AMEREC Corporation, Bellevue, Washington.

671 FAUCETS / Available in either fluted chrome or crystalline designs, the Cadet line of fittings includes bath and shower faucets, kitchen faucets, and a center-set lavatory faucet. Washerless Nu-Seal valves employ a diaphragm mounted on the faucet stem. The valve body and moving parts are machined brass. / American Standard, New Brunswick, N.J.

672 LEVER HANDLE FAUCET / "Roma" fittings have 4- by 1- by 1-in. handles in clear acrylic or in three onyx shades: brown, ivory and green. The yoke and cubic escutcheons are chrome-plated solid brass. Fittings incorporate no-drip *Aquaseal* valves. / American-Standard, New Brunswick, N.J.



673



674



675


673 BARRIER-FREE BATH / All five "Summit Series" molded fiberglass bath and shower units meet new ANSI A117.1 guidelines. Reinforced grab bars are placed to meet code requirements; tub seats and soap ledges are standard. *Calypso* whirlpools may be incorporated in "Summit" tub/shower units. / Dura Glass Products, Inc., Sebastopol, Calif. GB, LRC*

674 ACRYLIC BATH / Available with or without whirlpool action, the 5½-ft "Roma" tub measures 36-in. in width and is 18-in. deep. The acrylic unit is offered in nine colors plus white. / American-Standard, New Brunswick, N.J.

675 WATER CLOSET / A two-piece, water-saving unit, the "Roma" toilet has a reverse tapered tank that fits snugly to the bowl, giving an almost one-piece appearance. Only 3.5 gallons of water are used per flush. Push-button flush operator is mounted on the side of the tank. / American-Standard, New Brunswick, N.J.



676



677




678


676 PEDESTAL LAVATORY / Large—30- by 20-in.—basin of the "Roma" lavatory provides ample shelf space. China basin is supported by a tapered pedestal. / American-Standard, New Brunswick, N.J.

677 PRE-RINSE FAUCETS / Dishes can be rinsed before dishwasher operation using pre-rinse faucets designed for restaurant and commercial facilities. Options include single or mixing faucets, deck or panel mounting, and foot-control valves. / Royal Brass Manufacturing Co., Cleveland, Ohio.

678 WASHBASIN SET / Polished brass and chrome, as well as a variety of baked enamel finishes, highlight the Zazzeri Line-Colore Series of solid brass faucets and fittings for the bath and shower. The eight-inch center washbasin set can also be obtained in a gooseneck style. / Manufactured by Zazzeri, distributed by Watercolors Inc., Garrison on Hudson, New York.



679



680

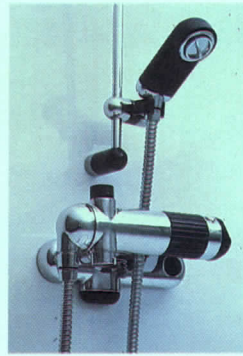


681


679 WASHBASIN SET / Developed by the Italian firm of Zazzeri, the Camelia Series of solid brass faucets and fittings is available in white, navy blue, red, brown, beige, and black baked enamel finishes. Polished brass and chrome, and a mixture of the two metals, are also standard finishes. / Manufactured by Zazzeri, distributed by Watercolors Inc., Garrison on Hudson, New York.

680 SHOWER DOOR / The 60-in.-wide *VISTA GLIDE* Tri-panel Shower Door features a center mirrored panel flanked by two tempered glass panels. Panels come in a choice of three designs, and slide on nylon ball bearings in a trackless, easy-to-clean, leak-proof threshold. / Kinkead Industries, Inc., Chicago, Ill.

681 SHOWERHEAD / Part of the "Zazzeri" line of contemporary Italian bath fixtures, this showerhead is stocked in polished brass and chrome, as well as in baked enamel finishes of white, navy blue, bright red, dark brown, beige and black. / Manufactured by Zazzeri, distributed by Watercolors Inc., Garrison on Hudson, N.Y.



682



683




684

682 TUB/SHOWER FITTING / French-made "Odyssée" fitting combines a tub spout with a hand-held, bar-mounted shower. A rotating cylinder regulates water flow; water temperature is controlled by a knob with a temperature readout. Colored components are available in either navy blue or dark brown. / Watercolors, Inc., Garrison on Hudson, N.Y.

683 BATH ACCESSORIES / The "Confidence" whirlpool bath is large enough to allow two people to share whirlpool bathing. Featured are headrests, dual air controls and a high-velocity pump. / Water Jet Corporation, Canoga Park, Calif. GB*

684 DROP-IN WHIRLPOOL / A new size, the "Luxury 53" whirlpool bath measures 5-ft 3-in. by 20-in. deep. It is intended for drop-in or partially-sunken installations, and is offered in 16 colors. Complete with timer, drain and overflow, the "Luxury 53" has a suggested retail price of \$1,395. / Pearl Baths, Inc., Minneapolis, Minn.



685



686




687

685 TUB SURROUND / Three- and five-panel bathtub wall surrounds now have a molded-in utility bar, as well as an integral soap dish. *Tubwalls* are made of fiberglass with a baked-on polyurethane coating, available in six standard, plus custom, colors. / The Swan Corp., St. Louis, Mo.

686 REDWOOD SPA / A *Jacuzzi Whirlpool* system built into a redwood hot tub, the "Selva" spa has two separate pumps: one for the heater/filter system, and one for the whirlpool jets. Offered in 5- and 6-ft dia, the "Selva" comes in completely pre-engineered kit form. / Jacuzzi Whirlpool Bath, Walnut Creek, Calif.

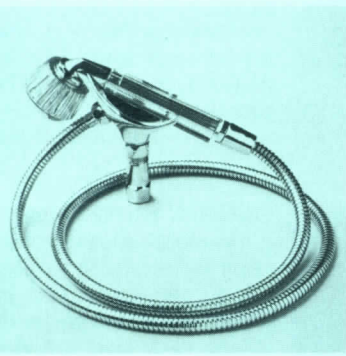
687 SHOWER UNIT / The *Visu-Temp Safetymix* shower and hand-held spray have a pressure-balancing valve that protects the bather from sudden changes in temperature. The built-in thermometer is especially useful for installations serving handicapped persons. / Symmons Industries, Braintree, Mass.



688




691



689



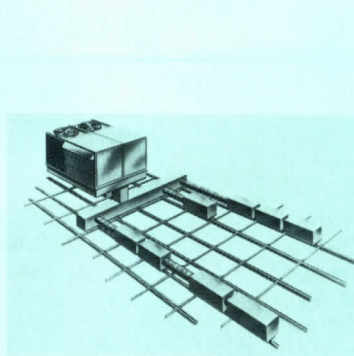
692



690




693




694




695




696



697



698



699

688 PORTABLE SPA / A self-contained, easy to install acrylic spa, the *Cambio* measures six- by five-ft, large enough for four adults. Four adjustable Whirlpool inlets provide massage action. The tub weighs 425 lbs, and is priced at \$3100. / Jacuzzi Whirlpool Bath, Walnut Creek, Calif.

689 DECK MOUNT SHOWER / New hand-held shower is marketed for free-standing tubs, sunken tubs, spas: installations that might have to be without a wall-mounted shower. The "Ondine" deck-mounted shower includes chrome-plated shower rest and adaptor, flexible hose, and handset of acrylic and chrome-plated brass. / Ondine Div., Interbath, Inc., City of Industry, Calif. GB, LCR, E*

690 MASSAGE SHOWERHEAD / From Ondine, showerhead offers three flow settings—full-spray, hold or massage spray—easily selected by control knob. Offset ball joint provides 102 degree swivel angle; showerhead comes with a 2.75 gpm automatic flow controller. / Ondine Div., Interbath, Inc., City of Industry, Calif. GB, LCR, E*

691 WATER CLOSET / Made of *Azurelite* honeycombed plastic, the one-piece "Delta 4000" toilet is a low silhouette water-saving unit weighing only 29 lbs. Priced to retail for \$250, the "Delta" is supplied with a push-button flush and its own seat, and comes in three colors. / Delta Faucet Co., Indianapolis, Ind.

692 KITCHEN SINK / The rim of *Eljer's* 32- by 21-in. double sink permits an installation flush with the tile counter top. The cast iron sink is available in four *American Olean* "Encore" tile colors: sand, seal, wheat and blue. Sink and tile comprise the "Ceramica Coordinates" counter system for custom kitchens. / Eljer Plumbingware, Pittsburgh, Pa. GB, E*

693 COMBINATION BASIN / Made of metacrylic plastic, the "Lavabo Attrezzato" has a wide, wall-mounted basin. Above the basin are four side compartments concealing storage for grooming articles, a radio and clock, magnifying mirror, large mirrored door with shelves behind, and vertical lighting. / Hastings Tile & Il Bagno Collection, Lake Success, N.Y.

SELF-CONTAINED HVAC UNITS

694 ROOFTOP PACKAGE / An energy-efficient variable air volume rooftop system for commercial applications, the *Modu-Pac II* combines the *Moduline/Modubox* air distribution system with the self-contained "50DF" cooling unit. System has micro-processor controls to maximize use of outside air for free cooling. / Carrier Air Conditioning, Syracuse, N.Y.

SPECIAL PIPING SYSTEMS

695 TUBE COLLECTORS / *Sunmaster* evacuated tube collectors are used in residential and commercial-industrial solar energy heating and cooling systems all over the country. Borsilicate glass collectors are said to be easy to install. / Sunmaster Corp., Corning, N.Y.

696 SOLAR COLLECTOR / The copper absorber plate of the SC4 Solar Collector is coated with black chrome for maximum absorbency and minimum radiation loss. Hoisting and mounting holes facilitate installation. / Lennox Industries Inc., Dallas, Texas.

697 SOLAR HEATING CONTROL / The P-100 differential solar heating control features a freeze back-up system, storage tank protection and a snap-in diagnostic tool for instant trouble-shooting. / Pyramid Controls, Pacheco, Calif.


VALVES

698 BTU METER / This *Ista* meter measures temperature differences of water and flow to provide six-digit output information in Kw hours. Battery-operated, solid-state unit has all brass and bronze plumbing fittings. / *Ista* Energy Systems Corp., Cranford, N.J.

WATER SUPPLY & TREATMENT


699 SPRING RETURN / A fail-safe rotary actuator, the *Accuspring* provides high torque output for automating quarter-turn valves. It is used with the *Accutorque* valve in dampers, gears or lever arms, lifting, tensioning, positioning and related operations. / Greer Hydraulics Inc., Chatsworth, Calif.

UCI 15: MECHANICAL




CEILING FANS / National Energy Systems, Inc., now offers a 4-page, color brochure on the line of Crompton ceiling fans, which are manufactured in England by Hawker Siddeley. Data are provided on performance, applications and energy cost savings. ■ National Energy Systems, Inc., Wayne, Mich.

circle 3291 on inquiry card



SPRINKLER SYSTEM / A 24-page brochure highlights the ways in which sprinkler systems have been discreetly incorporated into the design of large projects. The brochure, called "Form/Function/Fire Protection," contains architectural examples which are protected by the manufacturer's sprinklers. ■ Grinnell Fire Protection Systems, Providence, R.I.

circle 3292 on inquiry card




WHIRLPOOLS AND SPAS / A 24-page brochure showcases a complete line of spas, whirlpool baths and environmental enclosures. Four-color photographs display each model, and text describes product features and options. Also described are *The Environment* and *The Habitat* enclosures which simulate sun, rain and wind. ■ Kohler Co., Kohler, Wis.

circle 3293 on inquiry card



CEILING FANS / A set of four bulletins introduce the Imperial line of *Decorafans*, which provide improved heat circulation as well as an attractive addition to room decor. The bulletins give detailed product and warranty information and specifications. All models are illustrated. ■ Envirofan Systems, Inc., Buffalo, N.Y.

circle 3294 on inquiry card




BARRIER-FREE PRODUCTS / An 8-page catalog presents complete specifications for a line of barrier-free water cooler, drinking fountains, kitchen sinks, lavatories, shower valves and faucets. All products shown comply with ANSI standard requirements. Illustrations display many of the products. ■ Elkay Mfg. Co., Oak Brook, Ill.

circle 3295 on inquiry card




FIRE PROTECTION SYSTEMS / Greater reliability and lower risk are two of the benefits of using the "Surgekushon" unit, which prevents destructive pressure surges and line vibrations when a fire protection system is started up. A 2-page flyer details the unit's capabilities, with charts and cross-section drawings. ■ Greer Hydraulics Inc., Chatsworth, Calif.

circle 3296 on inquiry card




HEAT PUMP / A new concept in piping for water-source heat pumps is described in a 4-page brochure. A single-pipe loop serves both heating/cooling units and the sprinkler heads. The *Tri-Water* system, approved by NFPA, reduces heating/cooling costs and improves the reliability of the sprinkler system and the heat pump. ■ American Air Filter Co., Louisville, Ky.

circle 3297 on inquiry card




CONTROL VALVE / A data sheet introduces a temperature control valve designed for use with low-pressure one-pipe steam systems. The easy-to-install brass valve prevents overheating and provides balanced heat distribution and an even temperature. Drawings and a cross-section show how unit is constructed and installed. ■ Ista Energy Systems Corp., Cranford, N.J.

circle 3298 on inquiry card



ELECTRIC ZONE VALVE / An electric zone valve, designed for use with hydronic or steam heating systems, is presented in a data sheet. The actuator can be installed on any of the manufacturer's valves. The sheet includes electrical specifications, a list of product features, and a wiring diagram. ■ Ista Energy Systems Corp., Cranford, N.J.

circle 3299 on inquiry card




HEAT PUMPS / A 10-page brochure describes the operation and characteristics of five models of console heat pumps. A full-page chart summarizes the consoles' features and their benefits; console capacity ratings are also tabulated. Left- and right-hand piping/electrical connections are illustrated in line drawings. ■ American Air Filter Co., Louisville, Ky.

circle 3300 on inquiry card



SHOWERS / Specifications and prices for a line of hand-held "Personal Care" showers are reported in a 6-page foldout. According to the brochure, the units conserve as much as 50 per cent of the water and energy consumed by typical showers. Details on flow rates, components and applications are provided. ■ Ondine, City of Industry, Calif. GB, LCR, E*

circle 3301 on inquiry card



ONE-PIECE WATER CLOSET / A low-profile, one-piece water closet is presented in a 6-page fold-out brochure. Text describes the advantages to the "Series 4000" unit, such as its contemporary look, its push button operation, and its lightweight. The unit uses only 2.8 gallons per flush. ■ Delta Faucet Co., Decatur, Mich.

circle 3302 on inquiry card



PLUMBING/LAUNDRY LINE / A full line of plumbing and laundry products is cataloged in a 24-page publication. Products for use in new and retrofit construction are displayed, including one-piece bathing suites, shower and tub enclosures, acrylic bathtubs and shower floors/institutional products. ■ Fiat Products, Skokie, Ill.

circle 3303 on inquiry card



AIR CONTROL / A revised publications list contains descriptions of publications covering subjects related to air movement and control. Specific topics include industrial and commercial fans, louvers, dampers and shutters, field performance measurement and industry standards. ■ Air Movement and Control Assn., Inc., Arlington Heights, Ill.

circle 3304 on inquiry card




DRINKING FOUNTAINS / A 20-page catalog presents a complete line of drinking fountain and water coolers. Over 20 four-color photographs show case some of the products, and text fully describes over 50 fountain models. Also depicted are eight drinking fountains specifically designed for the physically handicapped. ■ Sunroc Corp., Glen Riddle, Pa.


circle 3305 on inquiry card



712



713




714

COMMUNICATIONS


712 AUDIO EQUALIZER / Model 6201 is both a $\frac{1}{2}$ -octave equalizer and a self-contained test instrument, combining in a single unit all filters, controls, and circuitry required for professional system equalization. The system is designed for most musical reproduction, and all systems can be used for speech and sound masking. / Rauland-Borg Corp., Chicago, Ill.

713 OFFICE-MUSIC SOURCE / A new series of amplifiers and tuners are offered by this manufacturer to provide background music through either radio or (with the substitution of a player) tape. Programs can be muted for announcements or alarms. / Bogen, A Division of Lear Siegler, Inc., Paramus, New Jersey.


714 SOUND EQUALIZER / Offered in three models for single to multiple channels, these units modify frequency response with varying degrees of detail. The 1653A model offers one-third octave accuracy for a wide range of professional and industrial applications. / Altec Lansing, Anaheim, Calif.



715



716



717


715 VIDEO RECORDER / New TLC2001 time lapse video recorder is designed for a broad range of security applications. Its capacity is 300 hours of non-stop recording on one half-inch cassette. The recorder also has automatic alarm search, has a built-in power backup if electrical power fails, and is virtually tamperproof. An internal timer turns the device on and off automatically. / GYYR Products, Anaheim, California.

716 SOUND DISPERSION / The STS8-P Baffle is a recessed 12-in. square molded polystyrene ceiling-diffuser baffle designed to provide maximum sound dispersion for background music and paging applications. / Lowell Manufacturing Company, St. Louis, Missouri. GB*


717 PERSONNEL REGISTER / For use in hospitals and other health care facilities, this "Personnel Register" instantly reads out the names of all staff members and doctors who are present in the institution, and the time of their arrival. It also provides readout of messages waiting. / Rauland-Borg Corp., Chicago.



718



719




720


718 CALL SYSTEMS / Micro-processor-based, the Philips "M100P" internal communications system features hands-free loudspeaking operation. Easy to install, cable is routed wherever desired and stations are simply plugged in anywhere along the cabling. There are a full range of communications options such as group calls, break-in immunity, etc. / Rauland-Borg Corp., Chicago, Ill.

719 NURSE CALL / The *TeleNurse 7000* voice communicator has a simple-to-use Master Station, shown here, with call priority keyed to lamp colors and special tone signals. Bedside stations are equipped with a selection of call cords; corridor and zone lights are available with the *TeleNurse* system. / Rauland-Borg Corp., Chicago.


720 IN-WALL AMPLIFIERS / *Spectrum-Master* professional in-wall amplifiers now come in powers of up to 100 W. Unit installs in any 4-in. wall, or may be surface-mounted. Features include a built-in one-octave equalizer; dynamic range extender; and four microphone inputs. / Rauland-Borg Corp., Chicago, Ill.



721



722



723

ELECTRICAL & ELECTRONIC CONTROLS

721 TEMPERATURE PROGRAMMER

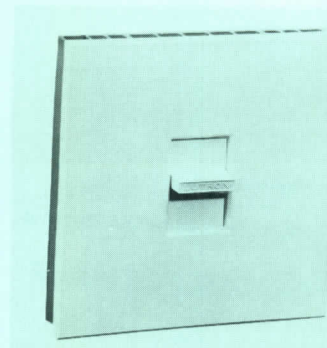
— The SA203 Temperature Programmer is a microprocessor-based unit designed for use with heating systems having room or zone thermostats. It provides for two periods of temperature setback for each day, and serves as many as 20 thermostats / Sunne Controls, Portland, Ore.

722 RESET-TIMER SWITCH

— Installed in an ordinary switch box, two versions of this timer turn off lights after either 5 to 30 minutes or 1 to 4 hours. The lights are switched on by an ordinary toggle switch. / Microtimer Controls, Sunnyvale, California.

723 PARTITIONS


— This electric switch allows the setup of movable partitions in a number of different locations. One, two, or three partition runs can be moved through the switch without disturbing the remaining partitions. / Hough Manufacturing Corporation, Janesville, Wisc. GB*



724



725



726

724 DIMMER CONTROL


— The "Nova 277" volt fluorescent dimmer features a linear slide control. When installed in the recommended dimming ballast, it can be set as low as 1/500 of maximum intensity. Tamper-proof faceplate is available in several colors. / Lutron Electronics Co., Inc., Coopersburg, Pa.

725 LIGHTING CONTROL


— The Paesar PRF is an electronic power control module that can reduce light levels to cut energy consumption up to 60 per cent. Designed for easy retrofit into 120- and 277-volt, 40- and 90-lamp fluorescent lighting systems, the Paesar has a daylight photosensor to adjust lighting levels. / Lutron Electronics Co., Inc., Coopersburg, Pa.

726 MODULAR CONTROL SYSTEM


— The Micronik 100 electronic control system supplies output signals for electric or pneumatic actuators used to operate dampers and valves. It is suggested for smaller buildings needing central control and alarm annunciation of mechanical systems. / Honeywell Inc., Commercial Div., Minneapolis, Minn.



727



728



729

727 SETBACK THERMOSTAT


— Developed for the residential market, the "T8200" electronic thermostat can be scheduled for two energy-saving periods and two comfort periods a day. Priced to retail for less than \$100, the "T8200" has a continuous digital clock readout showing time and temperature schedule. / Honeywell Residential Controls Center, Minnetonka, Minn.

728 AUTOMATIC DAMPER


— Controlled by the room thermostat, the "080B" automatic vent damper for gas-fired furnaces and boilers seals the vent when the furnace is off. An integral safe-start circuit allows furnace ignition only when the damper blade is fully open. / Honeywell Residential Controls Center, Minnetonka, Minn.

729 MULTISTAGE

— The "T874" regulates up to three stages of heating and three stages of cooling. The thermostat can be used on heating/cooling systems with heat pumps, two-stage gas, multizone hydronic, rooftop or other auxiliary heating or cooling sources. / Honeywell Residential Controls Center, Minnetonka, Minn.



730



731



732

730 ENERGY MANAGEMENT

— Low installed cost is promised by the "Current Courier" wireless system, which sends high frequency signals from the master control panel to terminal equipment on existing AC powerlines. / American Air Filter Co., Louisville, Ky. GB*

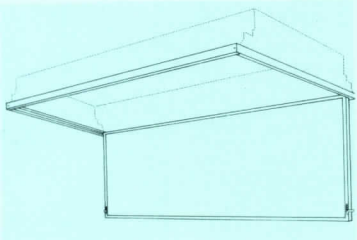
731 BUILDING AUTOMATION

— Using a building's existing AC power lines, the compact "System 55" console can regulate timed start/stop, duty cycling, demand load shedding, etc. for as many as 150 remote equipment points. Programs are easily changed or expanded. / Robertshaw Controls Co., Integrated Systems Div., Las Vegas, Nev.


ELECTRICAL SUPPORTING DEVICES

732 IMPROVED BALLAST


— With more energy-saving capabilities than this company's recently introduced fluorescent ballast, this one is designed to replace conventional electromagnetic models, and operates two 40-watt lamps. / Thomas Industries Inc., Louisville, Kentucky.



733



734




735


733 REPLACEMENT TRIM / Dated troffers can be given a new appearance with new door-and-frame units that are easily seated in the existing track. A choice of lens, diffuser or louver is available for doors, along with 6 frame styles. Units fit troffers that are 2-ft by either 1-, 2-, or 4-ft. / Lighting Products Inc., Highland Park, Ill.

734 SUN-RESISTANT GLOBE / Designed to eliminate the problem of discoloration through ultraviolet stability, these acrylic-plastic light enclosures also offer good light transmission and high-impact resistance. Diameters range from 1- to 2-ft, and colors are clear, white, or gray and bronze tints. / Ibac Industries, Inc., Princeton, Minnesota.


735 FLUORESCENT ADAPTOR / A ballast that screws into an incandescent lamp outlet allows a 15-Watt, U-shaped fluorescent bulb to take the place of a standard 50- to 60-Watt bulb. The new bulb connects with four prongs, and is only slightly larger than the standard bulb. / Interlectric Corporation, Warren, Penn.



736



737



738

736 SMALL SODIUM BALLASTS / Developed for high-pressure lamps, these core and coil reactor-type units allow greater flexibility in fixture design. Sizes range from those for 35-Watt lamps to 150. / Universal Manufacturing Corporation, Paramus, New Jersey.

LIGHTING

737 PENDANT FIXTURE / *Merckmaster* HID fixture with prismatic glass globe is available for lamps from 50 through 250W. Refractors are either 8-in. or 12-in., and reflectors are of porcelainized steel. / Appleton Electric Co., Chicago, Ill.

738 INDIRECT FIXTURES / The SFK and SFL fixtures have a unique optics system that reflects light to the ceiling in a 360-deg. pattern from a 175-W Multi-Vapor II lamp. SFK has aluminum housings separated by a clear plastic band. Stem-mounted SFL has remote ballast location. / Lighting Products Div./McGraw-Edison Co., Elk Grove Village, Ill.



739



740




741


739 CUT-OFF LUMINAIRE / Designed for area/street lighting, SPHERA is convertible to type III or type IV distribution by means of an internal tilt mechanism. The reflector can be rotated nearly 360 deg. for further control of foot-candle levels. / McPhilben Lighting Div., Emerson Electric Co., Melville, N. Y.

740 OUTDOOR LIGHTING / In a new line, QL Luminaires feature adjustable and interchangeable lighting reflectors. Also featured is an energy-conserving, twin-lamp unit that supplies varying light intensities for peak or off-hour traffic. Standard units are available for end or post-top mounting. / QL, Inc., Northbrook, Ill.


741 TUBE LIGHT / End-mounted, lensed *Lite Duct* can be used as a direct, indirect or side light. Available in 4-, 6- or 9-in. dia., the units are sufficiently rigid to permit long spans without center support. Optional optical systems adapt the fixtures for wall washers, general office lighting or area lighting. / Peerless Electric Co., Berkeley, Calif.



742



743

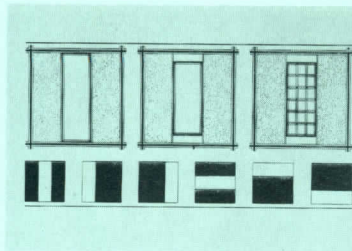


744

742 THERMAL FIXTURE / Prescolite has introduced its first line of enclosed, thermally-protected recessed lighting fixtures to meet the new NEC requirements for non-insulated ceilings. / Prescolite, San Leandro, Calif.

743 DUAL FIXTURE / *Magica* can be used for either general illumination or accent lighting. In the recessed position it is a broad-spread downlight. In the pull-down position it becomes a narrow-distribution accent light that can be aimed with full freedom of tilt and rotation. / Omega Lighting, Melville, N. Y.

744 EMERGENCY LIGHT / Low-cost and easy to install, the Chloride MT2 is compact and requires little maintenance. The lead batteries are rechargeable, and the tungsten lights can be adjusted for desired widths of beams. Units have a test switch and a low-voltage disconnect to prevent severe battery discharge during extended outages. / Chloride Systems, U.S.A., North Haven, Connecticut.



745



746



747


745 TASK/AMBIENT LIGHT / For the open office, three models of fluorescent fixtures have been designed to complement the manufacturer's ceiling lighting systems. The Holophane 360 is 20-in. wide and can be placed in any of six positions within a 5- by-5-ft grid. Two other models are square. All use 40-watt lamps, and direct light to desired locations. / Holophane Division of Johns-Manville Sales Corp., Denver, Colo.

746 VARIABLE LIGHTING / Outdoor fixtures have interchangeable faceted reflectors that give different lighting patterns and intensities for different effects and conditions. They are especially useful on roadways with surfaces that change from rough to glaringly smooth through wear. / Q L, Inc., Northbrook, Ill.


747 DESK LAMP / "20/20", a new series of desk lamps, can be easily moved and extended to any part of a desktop. The shade and base are molded of high impact Cyclocac and the unit is offered in both fluorescent and incandescent models and comes in black, white, putty and red. / Park Sherman, Roseland, N. J.



748



749

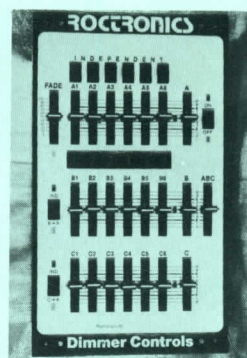


750

748 LAMP SERIES / The "Twilight" series has been designed by Ken Stevens for a variety of uses. The removable brass shades pivot to direct light up or down without mechanical adjustment. The stem of the floor lamp telescopes to provide optimal reading or torchiere heights. / Koch + Lowy Inc., New York, N.Y.

749 LINEAR INCANDESCENT / A two-ft-long by three-in. diameter housing accommodates five "G" lamps. Capacity 200 Watts. Unit can be wall- or ceiling-mounted and is available in polished brass, satin bronze, red, yellow or white. Designer: Paul Mayen. / Habitat Inc., New York City, N.Y.


750 EMERGENCY LIGHTING / A new series of self-contained, battery-powered emergency lighting units for commercial, industrial and institutional applications. Units provide 90 minutes of continuous service, and recharge in a maximum of 12 hours. All models have compact, thermoplastic housings, and several models feature automatic brown-out protection which turns the unit on before reaching the critical voltages at which fluorescent or other ballast operated lights extinguish. / Lithonia Lighting, Conyers, Ga.



751



752



753

751 SPECIAL LIGHTING / *Stagetron* is a unique three-in-one dimmer control for theater and entertainment lighting. Its three modes allow for the control of as many as 18 dimming circuits either with or without presets, and for exceptional flexibility in all aspects of theater lighting. / Roctronics, Pembroke, Massachusetts.

752 RED CEDAR BOLLARD / The "Lighthouse" landscape lighting bollard takes a 50-watt hps lamp; the low-level lighting standard is laminated of kiln-dried Western Red Cedar. Direct burial installation is standard. Many other landscape lighting and site furnishings are offered. / Ryther-Purdy Lumber Co., Old Saybrook, Conn. GB*

753 LIGHT CUBE / Lewis Stein's 12-in. cube light is made of *Lucite* with a chrome switch plate. It can be used singly or in multiple units, with white or colored bulbs. / Beyerlian Ltd., New York, N.Y.



754



755



756


754 ASYMMETRIC LAMP / This oyster white asymmetric lamp is designed for local task lighting where contrast and lack of glare are important factors. The shade and reflector can be turned 360 deg around vertical axis. The lamp takes a 60-Watt bulb and costs \$109.95. / Charmette, Woburn, Mass.

755 LIGHTING SYSTEM / The *Triambient* Lighting System employs panel-mounted H.I.D. and fluorescent, and free standing H.I.D. fixtures. The lights are design and color coordinated with *UniGroup* office interiors system. Many fixtures have internal electrical interface with *TriCircuit ERA-1* series of pre-wired panels. / Haworth, Inc., Holland, Mich.


756 SQUARE LUMINAIRE / "Type 5" pole-mount luminaire provides an efficient, square pattern of light distribution. Sharp cutoff with HID lamps permit maximum pole spacing in parking lot and general area applications. / Kim Lighting, Inc., City of Industry, Calif.



757



758




759

757 COMPUTER ROOM / A special lens and reflector assembly available for the 6-in.-dia *Lite Duct* fixture produces an even, glare-free light that makes CRT tubes and LED readouts easily visible in high-illumination areas. / Peerless Electric Co., Berkeley, Calif.

758 ITALIAN LIGHTS / The "Aton" series includes these standing lamps, wall brackets and ceiling fixtures, all designed by E. Gismondi. The cast aluminum diffuser rotates on its stem in any horizontal or vertical direction. Light source is a "T3/CL" quartz halogen lamp with dimmer. / Artemide, New York City.

759 OUTDOOR LIGHTING / The "Low Level Floodlight," mounted on buildings below eye level, provides both symmetrical and asymmetrical light distribution. Fixture may also be used indoors. / Kim Lighting, Inc., City of Industry, Calif.



760



761



762


760 EMERGENCY LIGHTS / "Tri Color Decor Group" six-volt emergency light units come with either PAR 36 sealed-beam floodlamps, or halogen sealed-beam lamps. Up to eight lamp heads may be mounted on either unit. Battery is recharged automatically, and is guaranteed for five years. / Teledyne Big Beam, Crystal Lake, Ill.

761 GASLIGHT LOOK / Area lighting luminaires and poles come in a variety of wet-look acrylic enamel finishes. Units take HID light sources. / Architectural Area Lighting Co., Santa Fe Springs, Calif.


762 MALL LIGHTING / HID luminaires have an Art Deco look, available in several acrylic enamel colors. Lights may be pendant-, bracket-, or multiple-post mounted. / Architectural Area Lighting Co., Santa Fe Springs, Calif.



763



764




765


763 SITE LIGHTING / Bollard and bracket lighting has vandal-resistant white *Lexan* diffusers, protected by a cast aluminum ribbed guard. Luminaires are available in a number of acrylic enamel colors for bollard, ceiling, or bracket mounting. / Architectural Area Lighting Co., Santa Fe Springs, Calif.

764 ENERGY-SAVING / The *Ultralume* prime color fluorescent lamp is now available in an *Econ-o-watt* model, which provides 30 per cent more light while using 15 per cent less energy than standard deluxe 40-Watt fluorescents. *Ultralume Econ-o-watt* lamps are offered in three color temperatures for warm or cool illumination. / Westinghouse Electric Corp., Bloomfield, N.J. GB, ICR, I*

765 COMPACT HPS LAMP / A smaller lamp, which will burn in any position, the 70-Watt "T-10" high-pressure sodium lamp has been added to the *Ceromalux* energy-saving line. Its compact size (5⁵/₈-in. over-all) permits use in smaller-scale luminaires for street, flood and security lighting. / Westinghouse Electric Corp., Bloomfield, N.J. GB, LRC, E*



766



767




768

766 WALL-MOUNT LIGHT / Constructed of laminated California redwood, "3055A" wall fixture accepts 100-watt incandescent or 40-watt metal halide bulb. Housing can be carved with house number or monogram, and comes in three widths: 7¹/₂-, 13¹/₂- and 19¹/₂-ins. / Columbia Cascade Timber Co., Portland, Ore. GB, LRC*

767 POST-TOP LUMINAIRE / One of two new styles available in this maker's outdoor lighting line, the "Contempo" luminaire has a cast-aluminum base and spun-aluminum hood. Only a screwdriver is needed to secure the light to the pole and make all electrical connections. Light sources include HPS mercury vapor or metal halide. / ITT Outdoor Lighting, Southaven, Miss. GB, ICR, E*


768 ORNAMENTAL LIGHTING / The new "classic" pole and light assembly features glass-like acorn designs on flared and fluted fitters assembled on 3900 model decorative pole all cast in aluminum. The assemblies scale 11 to 15 ft of over-all height / Sternberg Lanterns, Inc., Chicago, Illinois. GB*



769



770



771


769 FIXTURES / New improvements in these semi-recessed precision lighting instruments have enhanced their lighting performance at a reduced cost. The new units represent an economical approach to asymmetric lighting tasks such as wall washing. / Elliptipar, Inc., West Haven, Conn.

770 WALL WASH / Fluorescent wall wash system has optional lighting diffusers of specular parabolic aluminum, straight painted metal baffle, or acrylic. System may be field-adjusted to fit any wall length. Overlap lamps allow no-shadow, even illumination. / Columbia Lighting, Inc., Spokane, Wash.


771 DESK LAMP / Set on a cast metal base, Sandy Littman's desk lamp has an original *Holophane* ribbed glass shade covering a 60-Watt clear bulb. Lamp stands 20 in. high; base is available in black, white, silver and mandarin red, as well as custom colors. / The American Glass Light Co., New York City.



772



773



774

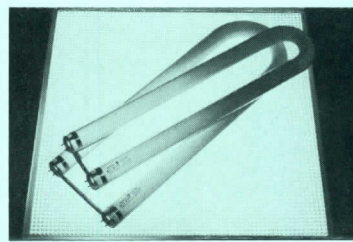
772 RIBBED GLASS / For both residential and commercial applications, this ceiling fixture has a 10½-in.-dia shade of "old fashioned" ribbed glass with a scalloped edge. Housing is brass. Fixture takes a 60-Watt clear bulb. / The American Glass Light Co., New York, N.Y.

773 TUBE LIGHT / A standing lamp of chrome plated cast iron and steel, this tube light from Images of America's "Classics Collection" was designed by Eileen Gray in 1935. Replacement bulbs are available for the incandescent tube. Unit list price for light: \$350. / Beyerlian Marketing Group, New York, N.Y.

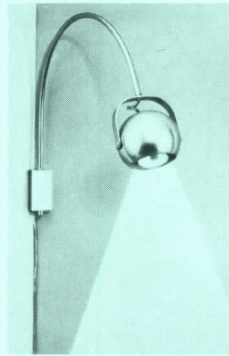
774 FREESTANDING FIXTURES / The SPI product line includes a wide selection of ambient light fixtures, with new finishes of enamel, chrome, brass plating and vinyl claddings. / McGraw-Edison Co., Elk Grove Village, Ill.



775



776




777


775 LIGHT POSTS / "Period" light posts feature scrolls and filagree in seven hand-antiqued finishes. Available in various globe, acorn or cylindrical fittings of Lexan or acrylic. Constructed of cast aluminium, the posts carry mercury vapor, high-pressure sodium, or incandescent elements. / Sternberg Lanterns, Chicago, Ill.

776 FLUORESCENT LAMP / New family of Watt-Miser® Mod-U-Line® in two sizes and four colors is designed for use as energy-saving replacement in most fixtures now using standard 40-Watt, U-shaped fluorescent lamps. No ballast changes or rewiring is necessary. / General Electric, Cleveland, Ohio.


777 CORNER LIGHT / Mounts flush to 90-deg. corners and swivels through wall-to-wall arc. Fixtures with fully adjustable shades are available in wide variety of styles and finishes, and come complete with 25-Watt long-life reflector bulbs. / Roxter Corp., Long Island City, New York, N.Y.



778



779




780

778 LIGHTING PANEL / The "Constellation" is a cellular panel for use in suspended ceiling applications. The louver has a lustrous, metallic finish of silver, gold or bronze. When installed, the louver rests on perimeter framing so that bottom of panel tends to hide the supporting tee. / Scientific Lighting Products, St. Louis, Mo.

779 REPLACEMENT LAMP / "Hawkeye 5400" series is designed for retrofitting broken incandescent and mercury vapor fixtures. New line of 35-, 50- and 70-Watt sodium lighting fixtures are prewired for easy installation and guaranteed indestructible. Bronze-finished fixtures are suitable for both indoor and outdoor applications. / Kenall Manufacturing Co., Chicago.

780 WALL LAMP / Designed by Tobia Scarpa, the smoothly curved "Foglio" fixture casts screened light up and down wall surfaces. Lamp takes two 100-Watt incandescent bulbs; finish choices include white enamel, polished nickel or brass. / Atelier International, Ltd., New York City.




781



784




787



790




782




785




788




791




783



786



789



792

781 DESK LAMP / Cantilevered from its transformer/base stand, the "Ipotemusa" lamp casts a large circle of light from a 55-Watt halogen bulb. The wireless inclined support rod serves as coaxial electrical conductor. Shade is cranberry-red metacrylate. / Atelier International, Ltd., New York, N.Y.

782 TRACK CONNECTOR / For use with the *Trac Master* lighting system, this accordion connector joins two pieces of track at virtually any angle, letting lights climb a wall and cross a ceiling, or form a circle of track. Available in black or white. / Juno Lighting, Inc., Des Plaines, Ill.

783 TRACK FIXTURES / Additions to the *Trac Master* line, "Studio 1" lights are offered in three sizes and finishes such as white semi-gloss, chrome, and polished or antique brass. Accessories include adjustable barn doors, shown on the far left light, filter holders, and color filters. / Juno Lighting Inc., Des Plaines, Ill.

784 TASK LIGHTING / Designed by Santo Lanzafame, Italian-made "Erazio" lights have fully articulated arms that stay in place without springs and adjust to infinite positions. Made of white- or black-finished aluminum alloy, lamps are available in table, wall, clamp-on and track lighting models. / Koch + Lowy, Long Island City, N.Y.

785 DECORATIVE PANEL / The "Constellation" louver uses cylinders of various depths finished in mirrored silver and gold metallics to reflect light from Ceiling Fixtures. Lenses come in 2-by-2- and 2-by-4-ft sizes, in polystyrene or acrylic. / Scientific Lighting Products, St. Louis, Mo.

786 LOW VOLTAGE / A 24-volt lighting system drawing only one Watt per lamp, "Cultured Coffers" have a 20-year life expectancy. Lamps are set inside mirror gold metal coffer, creating reflective images. / Neo-Ray Products Inc., Brooklyn, N.Y.

787 FLAT TAPE LIGHTING / The "Bare-Bud Light Show" features 48 low-voltage lamps on a pressure-sensitive, flexible, flat wire tape. Standard tape and trim assemblies have "Bare-Buds" on 2- or 3-in. centers. / Neo-Ray, Brooklyn, N.Y.

788 TASK LIGHT / Designed for the 10 to 20 per cent of office workers who require high levels of illumination and glare-free lighting without veiling reflections, this task light provides 65 ESI fc. The articulating arms can extend 54 in., with 355-deg rotation. / Herman Miller, Inc., Zeeland, Mich.

POWER GENERATION


789 STANDBY GENERATOR / A continuous standby generator set, Kohler's "32.5 Kw" model is reconnectable to all standard voltages. Liquid cooling options include city water or remote radiator; unit uses gasoline, LP gas or natural gas. / Kohler Co., Generator Div., Kohler, Wisc. GB*

790 DIESEL GENERATOR / One of Kohler's new "R-Series" standby generators, this diesel-powered 32.5-Kw set is available in all standard one- and three-phase voltages, including 480- and 600-volt combinations. It can be field reconnected to all standard voltages from 120 through 480. / Kohler Co., Generator Div., Kohler, Wisc. GB*


PROTECTIVE SYSTEMS

791 AIRCRAFT PROTECTIONS / Series 155 *Airguard* system provides exterior surveillance of a parked aircraft. A remote, battery-operated kiosk has wide-angle and zoom lenses for TV surveillance, as well as infrared and motion detectors, which transmit signals to an on-board or remote monitoring location. / Visual Methods, Inc., Westwood, N.J.

792 SECURITY SYSTEM / Model 5ED is a low-priced security system that works on a building's telephone line. A visitor dials a coded apartment number listed on the occupant directory. The occupant dials digit "9" on his telephone to release the locked lobby door. / Marlee Electronics Corp., Los Angeles, Calif.



793



794



795

793 INTRUSION DETECTOR / Operating with a passive infrared beam over a 20- by 35-ft area, the sensor box has an interchangeable circuit board for different types of alarm connections. There are optional additional features, and different beam-ranges will be available shortly. / Colorado Electro-Optics Inc., Boulder, Colo.

794 CARD-ACCESS UNIT / Monitoring up to 500 individually coded cards, this unit will control a single door, and operates with an infrared beam. Unit features time-saving programming and instant verification of any cardholder's status. / Continental Instruments Corporation, Westbury, N.Y.


795 SECURITY SYSTEM / The new "Entraguard Model SK-5" utilizes a keyboard instead of a key or magnetic card to provide selective entry to restricted areas. The device can store up to 10,000 combinations of identity numbers, and is surface-mounted indoors where it is accessible for simple number changes. / Marlee Electronics Corp., Los Angeles, Calif.



796



797




798


796 SECURITY SYSTEM / Model P-61 consists of a small console plus a number of sensor radio transmitters that are activated the instant an intruder opens a protected door or window. The console activates an external siren or bell alarm. Infrared detection devices may also be added to protect an interior or exterior zone. / Linear Corporation, Inglewood, Calif.

797 TWO-WAY SECURITY / Mosler's "COMSEC" can monitor hundreds of locations simultaneously, identify the precise nature of any alarm, and suggest the appropriate solution to the guard. The central monitoring unit can operate without computer enhancement, recording changes in security or life safety status on its alphanumeric display. / The Mosler Safe Co., Hamilton, Ohio. GB EE*


798 COVER PLATE / *Weatherbeater* cover plates are designed to protect electrical devices in severe weather and wet conditions. Listed by Underwriters Laboratories, this cover plate is available in single- or double-door models. / General Telephone & Electronics Corp., Stamford, Connecticut.



799



800



801


RACEWAYS

799 TRICIRCUIT ERA-1 / The *TriCircuit* panels can simultaneously power convenience outlets, special equipment and lighting on separate electrical circuits. Also, more than one circuit can be designated for a particular need. / Haworth, Inc., Holland, Mich.


SERVICE & DISTRIBUTION

800 GROUND RECEPTACLE / A new line of UL-listed, isolated ground receptacles now includes 15- and 20-amp, 125- and 250-Volt straight blade configurations. All are available in single models, and some in duplex models. All mate with equivalent rated devices. / General Electric, Norwalk, Conn.


801 PANEL SYSTEM / The "Power Base" of Hauserman's *Privacy Panel System* distributes power and communications through a single raceway, pre-assembled or retrofitted to the bottoms of standard 48-, 60-, or 75-in. panels. The raceway accommodates 5-, 4-, or 3-wire systems, up to three 20 amp/120-Volt circuits. / The E. F. Hauserman Co., Cleveland, Ohio.



802



803




804

802 FLAT CABLE WIRING / The *Versa-Trak* flat conductor cable wiring system, installed directly on the office floor and covered with modular carpet, has been expanded to include telephone and data transmission wiring. The highly adaptable wiring is UL-listed and meets all NEC/328 requirements. / Thomas & Betts Corp., Raritan, N.J.

803 SERVICE BOXES / For telephone and CATV terminals, service boxes offer maximum protection and accessibility for apartment and commercial construction. New models are available for both recessed and surface mounting (pictured). / Benner-Nawman, Inc., Pleasant Hill, Calif.

804 ELECTRICAL DISTRIBUTION / The "Integrated Multiple Power and Communications" electrical distribution system for this manufacturer's open plan office furniture consists of a 3-circuit, 6-wire arrangement. This allows up to 13 outlets per circuit, totaling 39 receptacles from a single power source. / Panel Concepts, Inc., Santa Ana, Calif.



**Only for HPS.
Only from ITT.
The HPS Cutoff Luminaire.**


Only ITT built a cutoff luminaire around an HPS lamp. To give you a new HPS Cutoff Luminaire that is photometrically and mechanically superior to ordinary cutoff luminaires. Ours was designed specifically to precisely control and convey HPS light—the energy-efficient light source. Ours is the good looking way to put light where you want it. The flat cutoff unit was meticulously engineered to dramatically reduce hot spots and dark areas. And give you improved surface visibility.

Its one-piece reflector and one-piece die-cast housing make easy work of installation, maintenance, and cleaning. It opens with a simple one-hand latch, and there are no seams to collect dirt. It's available in 70 through 400 watt units. The ITT HPS Cutoff Luminaire uses HPS energy so masterfully, it has a 70% luminaire efficiency. In a typical area lighting application, the HPS Cutoff Luminaire yields 10% higher average illumination with a 10% higher minimum illumination point.

So if you're looking for an area luminaire that is quality constructed, uses HPS energy efficiently, and is aesthetically appealing, you've found it. Write for our free complete catalog: ITT Outdoor Lighting, Box 100, Dept. K8, Southaven, MS 38671. Or call 601-342-1545.

ITT OUTDOOR LIGHTING

UCI 16: ELECTRICAL



LIGHTING CONTROL / The "Modulighting" control system is introduced in a 12-page brochure. The computerized system can reduce lighting energy needs in commercial buildings by up to 45 per cent, according to the text. The 4-color publication includes graphs and charts that trace the relationship between light output and power consumption. ■ Honeywell, Minneapolis, Minn.

circle 3320 on inquiry card




STAFF REGISTER SYSTEM / Fast communication is provided by the "staff register" system described in a 2-page flyer. System can handle up to 999 staff members. It is easily installed and updated, according to the manufacturer. ■ Dukane Corp., St. Charles, Ill.

circle 3325 on inquiry card



LIGHTING / A 12-page catalog displays the manufacturer's line of contemporary-style lighting including floor lamps, hanging lamps and table units. This supplier promises to ship any of selection of fixtures from the Flos/Artemide line within 10 days. ■ Atelier International Ltd., New York, N.Y.

circle 3330 on inquiry card



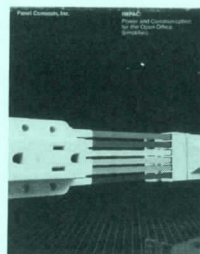
TRACK LIGHTING / A 40-page catalog introduces several new styles of lampholders for track lighting. New designs include low-voltage units with built-in transformers, four 12V series, one 5.5V series, and a 50-W narrow PAR-36 lamp. Also introduced: accessories such as a top feed for suspended ceiling installations. ■ Progress Lighting, Philadelphia, Pa.

circle 3321 on inquiry card



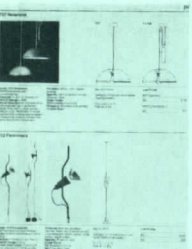
SOUND SYSTEM / An AM/FM Tuner-Amplifier provides background music and voice paging capabilities. Features of the compact unit include paging override, musical output for phone calls placed on hold and a sensitive tuner. The unit, described in a flyer, is designed for use in stores, restaurants and offices. Specifications are included. ■ Dukane Corp., St. Charles, Ill.

circle 3326 on inquiry card




ELECTRICAL DISTRIBUTION / A 4-page brochure details the "Integrated Multiple Power and Communications (IMPAC)" electrical distribution system designed for the manufacturer's "Two.0" open-plan office system. Electrical system components are illustrated in 4-color photographs. Finishing touches such as end-of-run caps, are also illustrated. ■ Panel Concepts, Inc. Santa Ana., Calif.

circle 3331 on inquiry card




DESIGNER LIGHTING / Fourteen award-winning interior lighting fixtures from Flos/Artemide of Italy are displayed in a 10-page brochure. These 14 designs make up the Lighting Quick-Ship program, which is committed to shipping its orders within 10 working days. Products are illustrated in photos and drawings, with model descriptions below. ■ Atelier International, New York, N.Y.

circle 3322 on inquiry card



LIGHTING / A 60-page guide to lighting systems for recreational, industrial and large-area applications is available. Included are specifics on lighting driving ranges, basketball and handball courts, football fields and other activity centers. Charts summarize proper floodlight location and the fixture most suitable. ■ Hubbell Lighting Div., Harvey Hubbell, Inc., Christiansburg, Va.

circle 3327 on inquiry card



LIGHTING / "Lighting for the '80s: Making Less Do More" is the title of a 32-page catalog. The brochure details the "SP" line of freestanding, portable and fixed lighting products. Four-color photographs display the lighting in a variety of applications, from offices to gymnasiums. ■ McGraw-Edison Co., Elk Grove Village, Ill.

circle 3332 on inquiry card



INTERCOM / A flyer describes a high-power intercom system designed to provide direct communication in areas with high ambient noise levels, such as factories and shopping centers. System features include remote answering capacity, installation flexibility and additional switchbanks for expanding the system. ■ Dukane Corp., St. Charles, Ill.

circle 3323 on inquiry card




STANDBY POWER SYSTEMS / A 16-page catalog features a line of standby generators for use on site. Models shown and described include liquid-and air-cooled gas/gasoline and diesel generators. Standard features and options for each model are described. Detailed information on safety features and quality control is also given. ■ Kohler Co., Kohler, Wis.

circle 3328 on inquiry card



LANDSCAPE LIGHTING / A catalog of outdoor lighting provides a how-to guide to lighting techniques for various applications. Photometrics for individual models are charted. The products featured include incandescent, fluorescent and mercury vapor fixtures. ■ Kin Lighting, City of Industry, Calif.

circle 3333 on inquiry card



PAGING SYSTEM / This voice paging system, described in a 4-page brochure, is capable of services ranging from departmental paging to facility-wide announcements. The basic system can be enhanced by adding such features as an AM/FM tuner and tape/record player. Emergency announcements will override routine pages and background music. ■ Dukane Corp., St. Charles, Ill.

circle 3324 on inquiry card



LIGHTING / A 20-page catalog features seven lighting products, including four perimeter lighting systems and three specialized fixture systems. Four-color installations photographs and dimensional drawings highlight fixture descriptions. ■ Neoray, Brooklyn, N.Y.

circle 3329 on inquiry card

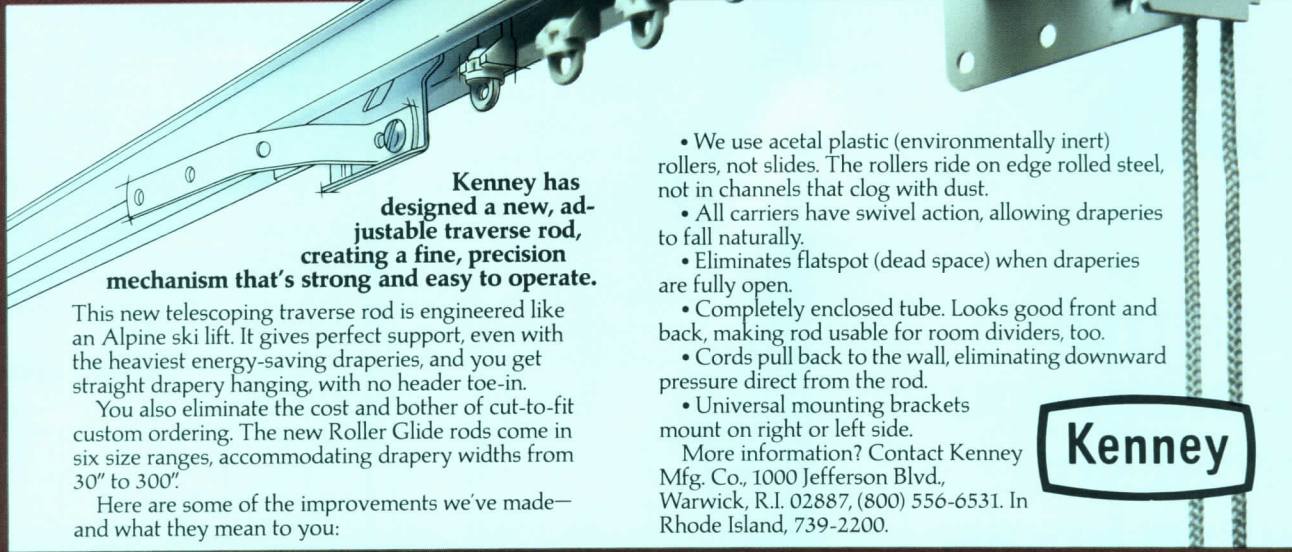


WIRING SYSTEM / A 20-page booklet introduces the Versa-Trak System, a flat conductor cable wiring system. The system features a high degree of flexibility, according to the brochure, which allows changes in wiring with minimal disruption of office activities. The text describes the system's installation and planning. ■ Thomas & Betts Corp., Raritan, N.J.

circle 3334 on inquiry card

New Roller Glide™

A much better way to
hang heavy draperies.



Kenney has designed a new, adjustable traverse rod, creating a fine, precision mechanism that's strong and easy to operate.

This new telescoping traverse rod is engineered like an Alpine ski lift. It gives perfect support, even with the heaviest energy-saving draperies, and you get straight drapery hanging, with no header toe-in.

You also eliminate the cost and bother of cut-to-fit custom ordering. The new Roller Glide rods come in six size ranges, accommodating drapery widths from 30" to 300".

Here are some of the improvements we've made—and what they mean to you:

- We use acetal plastic (environmentally inert) rollers, not slides. The rollers ride on edge rolled steel, not in channels that clog with dust.

- All carriers have swivel action, allowing draperies to fall naturally.

- Eliminates flatspot (dead space) when draperies are fully open.

- Completely enclosed tube. Looks good front and back, making rod usable for room dividers, too.

- Cords pull back to the wall, eliminating downward pressure direct from the rod.

- Universal mounting brackets mount on right or left side.

More information? Contact Kenney Mfg. Co., 1000 Jefferson Blvd., Warwick, R.I. 02887, (800) 556-6531. In Rhode Island, 739-2200.



Patent Number 4,276,920

Circle 1078 on inquiry card



the plastic-domed ventilating skylight



Skylighting is the way to create beautiful light-filled rooms, to add new dimension and greater flexibility to interior and exterior designs.

VENTARAMA SKYLIGHTS OFFER PASSIVE SOLAR HEAT, NATURAL AIR CONDITIONING, and can be used in any climate on any roof.

COPPER FLASHED • SHATTER-PROOF • INSULATED DOME • SCREENING AND SUNSHADE • OPERABLE BY MANUAL, POLE, OR ELECTRIC MOTOR.

VENTARAMA® SKYLIGHT CORP.

5 Channel Drive, Port Washington,
New York 11050 (516) 883-5000



Circle 1079 on inquiry card



This man can bring you what you need to know about metal framing.

He's sitting in your drawer, just waiting to bring you important information on Unistrut® Systems.

You'll learn how to solve complex problems such as dividing and multiplying space. We'll send you catalogues on support systems of all kinds.

But we can't do anything until you fill out this form, put it in an envelope and put that man to work.

To: Unistrut Systems 35005 Mich. Avenue West, Wayne, MI 48184. Please send me what I need to know about: **13**

- Industrial Support Systems
- Electrical Support Systems
- Mechanical Support Systems
- Medical Support Systems
- Solar Support Systems
- Exhibits and Displays

Name _____ Title _____

Company _____ Phone # _____

Address _____

City _____ State _____ Zip _____

UNISTRUT



CALENDAR

Many of the new products for 1982 will be exhibited in the following events.

NOVEMBER

10 Zinc Protective Coatings Conference, sponsored by the Zinc Institute Inc., at the Ambassador West Hotel, Chicago. Contact: Zinc Institute Inc., 292 Madison Ave., New York, N.Y. 10017.

DECEMBER

7-9 Lighting World International exposition/conference, at the Sheraton Centre, New York City. Contact: Robert A. Weissman, Exhibit Manager, National Expositions Co., Inc., 14 W. 40th St., New York, N.Y. 10018

JANUARY

22-25 National Association of Home Builders convention, Las Vegas. Contact: Betty Christie, NAHB, 15 & M Sts., N.W., Washington, D.C. 20005.

FEBRUARY

7-11 International Spring Fair, at the National Exhibition Centre, Birmingham, England. Contact: Condor Public Relations Limited, 299 Oxford St., London W1R 1LA.

MARCH

19-21 West Week, at the Pacific Design Center, Los Angeles. Contact: James Goodwin, West Week, Pacific Design Center, 8687 Melrose, Los Angeles, Calif. 90069.

MAY

1 through Oct. 31 The 1982 World's Fair, Knoxville, Tennessee; presented by the Bureau of International Expositions, Paris. Contact: 1982 World's Fair, Box 1982, Knoxville, Tenn. 37901.

JUNE

6-9 American Institute of Architects national convention, Honolulu, Hawaii. Contact: Micky Compaglia, American Institute of Architects, 1735 New York Ave., NW., Washington, D.C. 20006.

9-12 Pacific Coast Builders Conference, sponsored by the California Building Industry Association; to be held in San Francisco. Contact: California Building Industry Association, 1225 8th St., Suite 350, Sacramento, Calif. 95814.

15-18 National Exposition of Contract Furniture Manufacturers, at the Merchandise Mart, Chicago. Contact: NEOCON, 830 The Merchandise Mart, Office of Communications, Chicago, Ill. 60654.

18-20 Construction Specifications Institute national convention, Atlanta. Contact: CSI, 1150 17th St., N.W., Suite 300, Washington, D.C. 20036.

JULY

28 through Aug. 2 American Society of Interior Designers convention, San Francisco. Contact: ASID, 730 Fifth Ave., New York, N.Y. 10019.



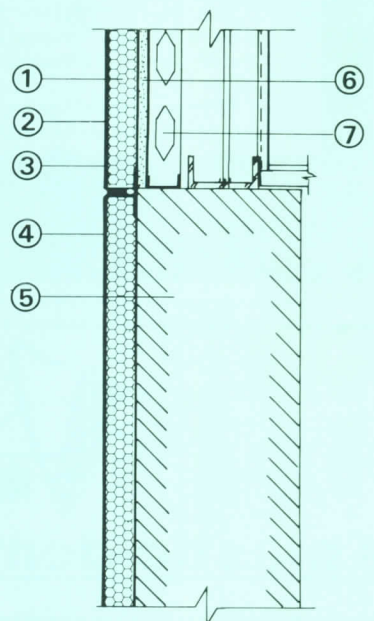
Retrofit over a brick substrate.

In the First Alabama Bank retrofit (facing page), the problem of a crumbling brick facade presented itself. After the brick was given a thorough chemical cleaning, the Dryvit Insulation Board was affixed directly to the brick substrate.

This application has been used successfully in many retrofits with Dryvit Outsulation.

Look for Dryvit in the General Building File of Sweets Catalog under Section 7.13/Dr.


Wall section detail below:



- 1. Dryvit Insulation Board:** expanded polystyrene with optimum insulating characteristics. Board sizes, thicknesses and shapes are available as required by design.
- 2. Dryvit Reinforcing Mesh:** specially woven and treated fiberglass fabric is embedded in the Primus coating to prevent surface cracking.
- 3. Dryvit Primus™/Adhesive:** Dryvit's unique plaster material mixed with Type 1 Portland Cement is used to adhere Dryvit Insulation Board to the approved substrate. It is also used to embed Dryvit Reinforcing Mesh on the face of the board.
- 4. Dryvit Quarzputz™ Finish:** one of four finishes available. This synthetic plaster material has high bond strength, integral color and an applied texture that provides a weather-proof jointless exterior surface.
- 5. Existing Brick** (chemically cleaned)
- 6. ½" Exterior Gyp. Sheathing**
- 7. 2½" Steel Studs @ 16" O.C.**

DRYVIT SYSTEM, INC.
420 Lincoln Avenue, Warwick, RI 02888
(401) 463-7150
Plant Locations:
Warwick, RI; Tulsa, OK; Columbus, GA

Circle 1081 on inquiry card



montgomery[®]

**MOVES PEOPLE IN ALL SEVEN
BUILDINGS AT SHELL OIL
COMPANY'S WOODCREEK
OFFICES**

As you stand in the sunlit atrium of any one of the buildings in this outstanding complex, you can see Montgomery elevators performing their job efficiently and safely. Nineteen observation traction passenger elevators, four service elevators and two dumb waiters serve the people who work in the oil and gas exploration and production organizations of Shell Oil Company in Houston, Texas.

Energy efficiency and reliability of these elevator systems are assured with Montgomery's exclusive Miprom[®] reprogrammable microprocessor elevator logic controls and the SSC-6010[®] solid state elevator power controls.

Contact the Montgomery representative for information on how these proven systems can benefit your new or old elevator installations. You'll find our number in the Yellow Pages throughout North America and overseas too.

OWNER: Shell Oil Company
ARCHITECT: Caudill Rowelett Scott (CRS)
CONTRACTOR: Turner Construction Company

montgomery[®]

**ELEVATORS/ESCALATORS
POWER WALKS & RAMPS**

MONTGOMERY ELEVATOR COMPANY, MOLINE, ILLINOIS 61265
MONTGOMERY ELEVATOR COMPANY, LIMITED, TORONTO, ONTARIO M9B3S5
OFFICES IN PRINCIPAL CITIES OF NORTH AMERICA.

montgomery moves people

Circle 1099 on inquiry card





BLOUNT constructors share with many distinguished architects the process of translating dreams and plans into physical symbols of a client's spirit. Bringing into existence commercial and institutional environments with the same care and precision that mark their conception and design.

The headquarters of Worcester

Bancorp, Inc. and Worcester County National Bank in Massachusetts, designed by Kevin Roche John Dinkeloo & Associates, is one example. To see others, request a brochure from Blount, Box 949, Montgomery, Alabama 36192.

Thriving on creative challenges, Blount can build what you envision.