



ARCHITECTURAL
RECORD

Business Design Engineering
A McGraw-Hill Publication, Six Dollars a Copy
November 1986



The image displays a variety of interior design materials. At the top, there are several pieces of wood or wood-grain trim in different shades, including a prominent dark reddish-brown piece. Below the trim, the text "UNSURPASTEL CHOICES" is printed in a black, serif font. In the lower half of the image, there are several overlapping samples of carpeting and wall panels. One carpet sample is a dark brown with a coarse, textured weave. Another is a smoother, medium-brown carpet. A large, light-colored wall panel with a subtle, textured pattern is also visible, partially overlapping the other samples.

UNSURPASTEL CHOICES



Armstrong contract flooring offers a surprising selection of popular pastels. Mauve. Teal. Blue Gray. Sterling Gray. Hazelnut. Taupe.

Colors that capture the contemporary. Colors that span our product line. Carpet. Resilient sheet and tile. Vinyl wall base.

For a pastel sample package, call 1 800 233-3823 and ask for PASTELS.

Armstrong

Circle 2 on inquiry card

DUPONT
ANTRON 

I find it bad enough that photographs published to illustrate an architect's vision realized instead prove to be fine examples of shoddy craftsmanship, but to glorify such inadequate work with a cover photo is an outrage [ARCHITECTURAL RECORD, August 1986].

An architect has a responsibility to detail his project so that it can physically be constructed within the project budget. He or she must also insure that the contractor involved complete the work as specified, and to listen to and evaluate the contractor's suggestions where difficulties occur (as they so often do). When the details of a building fail, so does the overall concept.

Your displays of such poor work as the concrete rail for the Leverett Peace Pagoda (pages 102-103) and the east-stone window surrounds at Princeton's Lewis Thomas Laboratory (page 107) shout to the world—poor craftsmanship does not matter, as only the "professionals" will notice any deficiencies.

Gerald Weinand
San Francisco

Your coverage of the Lewis Thomas Laboratory [RECORD, August 1986, pages 104-113] is very much appreciated, but it is unfortunate that you chose to print such a photograph as the one on page 107. This photograph had to be taken with the sun at a 2 degree or 3 degree angle to the facade, thus greatly exaggerating the poor quality of the cast stone. This is not meant to excuse the cast stone, but it is meant to point out an equally poor photograph.

In reference to the cast stone, your article should be corrected to say that it is the manufacture which has no excuse and not the installation. Princeton's Office of Physical Planning, the general contractor, and the architects went to great lengths to make the most of the cast stone. (The problem of wrong-colored bricks pales in comparison.) Finally, it should be mentioned that the installer of the cast stone, the John B. Kelly Company, has no responsibility for this problem and in fact did a tremendous job constructing the very complex facades.

Ronald McCoy, Architect
San Francisco

When the building was constructed, Mr. McCoy was project architect with Venturi, Rauch and Scott Brown.—Ed.

We have seldom found it necessary in our 30 years of practice to respond to articles about our work. However, your issue covering the Jacob K. Javits Convention Center [RECORD, September 1986, pages

106-117] contained a number of misleading statements which warrant correction.

With regard to cost, I was disappointed that your article did not attempt to differentiate between project costs and construction costs. The project costs increased from \$375 million to \$487 million; however, the hard construction costs, which included many owner-initiated program changes, reached a total of \$310 million. Your article failed to mention the numerous other reasons for increased costs, such as the addition of a plaza, additional fixtures, furnishings, and equipment, increased owner administrative expenses, owner's legal fees, underwriting fees, the presence of over 60 prime contractors, the state of the marketplace, etc., which accounted for a significant portion of the project cost overruns.

Your characterization of the structure as "Tinkertoy-like" diminishes the seriousness of our efforts to utilize a space frame in an intellectually rigorous way. The article should have noted that the space-frame contract was based on a performance specification rather than a prescriptive specification. The specific structural design of the space frame, as well as the manufacture of its various components, was the responsibility of the space-frame contractor. It was not clear in your article that it was our inspectors, not the contractor, who discovered the flawed nodes and brittle rods, and it was through our efforts, in conjunction with experts from Lehigh University, that the contractor made the necessary corrections. The cost to replace these components and to accelerate the erection of the structure was \$8 million, not \$60 million, as your article states.

Your article stated that the Convention Center did not face 12th Avenue because of a desire by us to mask a proposed highway commonly known as Westway. In fact, we made a deliberate choice to orient the public activities of the building toward 11th Avenue and the view of Manhattan. One of our original charges from our client was that the building be deployed in a fashion that would help revitalize that portion of the then moribund west side of Manhattan. Orienting the building toward 12th Avenue would have made a trucking street of 11th Avenue, and would have left it congested and lifeless. Therefore it made good urban sense to orient the public face of the project toward 11th Avenue. Finally, an entry on 12th Avenue would have required that the visitor rise a daunting 29
Continued on page 196

November 12-14

"Decorative Metalwork in Architecture," a conference sponsored by the University of Minnesota School of Architecture and Landscape Architecture, Continuing Education and Extension, and the Minnesota Society American Institute of Architects; at the Radisson University Hotel, Minneapolis. For information: Jan Becker, Program Associate, Department of Professional Development and Conference Services, University of Minnesota, 131 Nolte Center, 315 Pillsbury Dr. S. E., Minneapolis, Minn. 55455-0118 (612/625-6616).

November 19

Special-interest-group meeting on architecture, housing, and the environment at the annual conference of the Gerontological Society of America; in Washington, D. C. For information: Victor Regnier, AIA, 2635 Hollyridge Dr., Los Angeles, Calif. 90068 (213/743-6060).

November 24-29

"Forum 86," annual meeting of the American Institute of Architecture Students; at Tempe Mission Palms Hotel, Tempe, Ariz. For information: AIAS National Office, 1735 New York Ave., N. W., Washington, D. C. 20006 (202/626-7472).

November 25

"Design and Construction of Concrete Slabs on Grade," a continuing education seminar sponsored by the American Concrete Institute; at Fort Lauderdale, Fla. The seminar will be repeated on December 4 in Detroit. For information: ACI Education Department, P. O. Box 19150, Detroit, Mich. 48219 (313/532-2600).

December 2-4

First National Conference on Rehabilitating Windows in Historic Buildings, sponsored by the National Park Service and a number of state and national preservation associations; at Sheraton Boston Hotel and Towers, Prudential Center, Boston. For information: The Window Conference, P. O. Box 27080, Central Station, Washington, D. C. 20038.

December 3 through January 3

Arata Isozaki: Architectural Drawings, an exhibit of sketches, drawings, and prints; at the Max Protetch Gallery, 37 W. 57th St., New York City.

December 4

"The Frank Lloyd Wright I Knew," a lecture by Edgar Tafel, sponsored by Architects/Designers/Planners for Social Responsibility; at Parsons Cinema Auditorium, 66 Fifth Ave., New York City.

ARCHITECTURAL RECORD (Combined with AMERICAN ARCHITECT, and WESTERN ARCHITECT AND ENGINEER) (ISSN0003-858X) November 1986, Vol. 174, No. 13. Title © reg. in U.S. Patent Office, copyright © 1986 by McGraw-Hill, Inc. All rights reserved. Indexed in Reader's Guide to Periodical Literature, Art Index, Applied Science and Technology Index, Engineering Index, The Architectural Index and the Architectural Periodicals Index.

Every possible effort will be made to return material submitted for possible publication (if accompanied by stamped, addressed envelope), but the editors and the corporation will not be responsible for loss or damage.

Executive, Editorial, Circulation and Advertising Offices: 1221 Avenue of the Americas, New York, NY 10020.

Officers of McGraw-Hill Information Systems Company: President: Richard B. Miller. Executive Vice Presidents: Frederick P. Jannott, Construction Information Group; Russell C. White, Computers and Communications Information Group; J. Thomas Ryan, Marketing and International. Senior Vice President: Francis A. Shinal, Controller. Senior Vice President-Publisher: David J. McGrath, Engineering News-Record. Group Vice President: Peter B. McCuen, Communications. Vice Presidents: Fred O. Jensen, Planning and Development; Michael J. Koeller, Human Resources; Talat M. Sadiq, Systems Planning and Technology.

Officers of McGraw-Hill, Inc.: Harold W. McGraw, Jr., Chairman; Joseph L. Dionne, President and Chief Executive Officer; Robert N. Landes, Executive Vice President and Secretary; Walter D. Serwatka, Executive Vice President and Chief Financial Officer; Shel F. Asen, Senior Vice President, Manufacturing; Robert J. Bahash, Senior Vice President, Finance and Manufacturing; Ralph R. Schulz, Senior Vice President, Editorial; George R. Elsing, Vice President, Circulation; Ralph J. Webb, Vice President and Treasurer.

Associated Services/McGraw-Hill Information Systems Co.: Sweet's Catalog Files (General Building, Engineering, Industrial Construction and Renovation, Light Residential Construction, Interiors), Dodge Building Cost Services, Dodge Reports and Bulletins, Dodge/SCAN Microfilm Systems, Dodge Management Control Service, Dodge Construction Statistics, Dodge regional construction newspapers (Chicago, Denver, Los Angeles, San Francisco).

Subscription rates for personnel of Architectural, Engineering, Interior Design, Design and other directly related firms and students thereof, are as follows: U.S. and U.S. Possessions: \$35.00; Canada: \$37.00; all other countries: \$75.00. Single copy price for Domestic and Canadian: \$6.00; for Foreign: \$7.00.

Change of Address: Forward changes of address or service letters to Fulfillment Manager, ARCHITECTURAL RECORD, P. O. Box 2025, Mahopac, NY 10541. Provide both old and new address; include zip code; if possible attach issue address label.

Guarantee: Publisher agrees to refund that part of subscription price applying to unfiled part of subscription if service is unsatisfactory.

Copyright and Reprinting: Title © reg. in U.S. Patent Office. Copyright © 1986 by McGraw-Hill, Inc. All rights reserved. Where necessary, permission is granted by the copyright owner for libraries and others registered with the Copyright Clearance Center (CCC) to photocopy any article herein for the base fee of \$1.50 per copy of the article plus 10 cents per page.

Payment should be sent directly to the CCC, 21 Congress Street, Salem, MA 01970. Include code with request: ISSN0003-858X (\$1.50 + .10). Written permission must be secured for any other copying. Write Reprint Manager for such permission at address below, or to obtain quotations on bulk orders.

Subscription List Usage: Advertisers may use our list to mail information to readers. To be excluded from such mailings, subscribers should send a request to: ARCHITECTURAL RECORD, Mailing List Manager, P. O. Box 555, Hightstown, NJ 08520.

Publication Office: 1221 Avenue of the Americas, New York, NY, 10020.

ARCHITECTURAL RECORD (ISSN0003-858X) published monthly with additional issues in April and September by McGraw-Hill, Inc. Second-class postage paid at New York, NY and additional mailing offices. Postage paid at Windsor, Ontario, Canada. Registration Number 9617.

Postmaster: Please send address changes to: Fulfillment Manager, ARCHITECTURAL RECORD, P. O. Box 2025, Mahopac, NY 10541. THIS ISSUE is published in national and separate editions. Additional pages or separate editions numbered or allowed for as follows: Eastern Section 32Ea through 32Ef. Central Section 32Ca through 32Cd. Western Section 32Wa through 32Wd. Sunbelt Section 32Sa through 32Sb. Northern Section 32Na through 32Nb.

STOCK OPTIONS.


The assignment: Redesign a seaside vacation home to complement a client's contemporary lifestyle.

The media: WILSONART Design Group I™ decorative laminates and Decorative Tambours.

The designers: Bertram Laudenslager and Arthur L'Esperance, both ASID members, Whitmarsh Interiors, Flourtown, Pennsylvania. (L'Esperance is now with Witte Interiors, Inc., in Philadelphia).

Laudenslager comments: "A vacation home must be attractive — welcoming — and very easy to maintain. WILSONART surfacing products were key to achieving this."

L'Esperance adds: "Our clients do a great deal of casual entertaining here. So we wanted both actual openness and a real *sense* of space. We also wanted a palette that carried the wonderful colors of the shore indoors. WILSONART gave us our solution."



Bertram Laudenslager *Arthur L'Esperance*

Bertram Laudenslager and Arthur L'Esperance,
ASID members
Whitmarsh Interiors

In the kitchen (shown below), upper cabinets are completely surfaced in WILSONART Cayenne decorative laminate; complementary Sea Breeze clads the lower storage bank. And Cayenne reprises on the island rim.

The soft stone look on the breakfast table and on countertops around the sink comes from WILSONART Shadow Millstone decorative laminate. Matching Shadow Millstone Decorative Tambours panel the refrigerator, island cabinets, and the legs of the breakfast table.

The result: Happy clients, whose weekend home offers true escape from routine stresses, with no sacrifice of the amenities of their primary residence.

HOTLINE:

If you have a project you think belongs in this space, please call us.

For product samples, literature and technical information, call toll-free (within the continental USA):

1-800-433-3222


In Texas: 1-800-792-6000

Circle 3 on inquiry card

WILSONART
BRAND DECORATIVE LAMINATE

Bringing new solutions to the surface™





Presenting™
Prisms
Acoustone® Ceiling Panels

Deep-cut facets cast fascinating shadows.

Any way you look at it, a PRISMS™ ceiling is unique. Each panel has gentle-sloping designs that play with lights and shadows. Particularly effective in accent-lighted stores and restaurants, its exclusive design adds to the ambiance without overpowering the decor. PRISMS panels come in 2x2-foot mineral fiber panels. Fire-resistant. Acoustically rated. Installs in standard or narrow grids. For the newest in affordable designer ceilings, see our representative or write to USG Acoustical Products Company, 101 S. Wacker Dr., Chicago, IL 60606-4385. Dept. AR 1186.

USG Acoustical Products Company

© 1986 USG Acoustical Products Company. See 91/Usq in Sweet's catalog.

Circle 5 on inquiry card

A change of publisher: Paul B. Beatty resigns, Ted R. Meredith appointed

Paul B. Beatty, our publisher for the past six years, resigned last month to join CMP Publications, producers of newspapers and magazines in the fields of electronics, computers, communications, and travel. Paul changed for the better all the worlds he touched while here—editorial, circulation, promotion, and advertising—helping to maintain RECORD's position as the leading magazine in its field. To his further credit, he found time for the cause of architecture itself, choosing to volunteer in behalf of the next generation of architects by helping student chapters of the AIA, for which he raised money, made speeches, arranged symposia, and much more. He will be missed by all of us.

RECORD's new publisher, Ted R. Meredith, brings to us an entire working life in publishing, beginning right after college as a district sales manager for Chilton Company, and going on to become vice president and division manager at Magazines for Industry, Inc. He then joined Fairchild Publications as advertising director of *HFD*, a weekly trade newspaper for the home-furnishings industry, and was soon promoted to associate publisher with bottom-line responsibility for the publication. Directing both the sales and editorial departments, he increased advertising revenue significantly. Before coming to RECORD, he served as president of Dinan Communications, Inc., a company he cofounded, which publishes a bi-weekly business newspaper in the housewares market. In his six years as Dinan's entrepreneur, he achieved profitability in the company's third year—something of a feat, given the troubled history of magazine and newspaper start-ups.

RECORD will be a challenge and an opportunity for Ted, in what will be for him a new set of readers—architects and engineers—and a new set of advertisers—building-products and contract-furnishing manufacturers. Fundamental publishing principles, however, remain pretty much the same throughout the industry, whomever the readers or advertisers may be. Ted has played every major role in the business, achieving editorial quality and profitability in each position he has held. His outstanding experience assures RECORD's continuing success. We are in good hands.

Mildred F. Schmertz



Ted R. Meredith


*Edgewood.
Distinctive, sophisticated
contemporary wood furniture.
Continuing the tradition.*



For an Edgewood brochure,
call (800) 447-4700.
Stow & Davis
A Division of Steelcase Inc.
The Office Environment Company
Grand Rapids, MI 49501
Circle 6 on inquiry card

Stow & Davis





Now You Can Keep Guys Like The



For years, even the best designers have been stymied by fire codes. Anyone who wanted to use indoor and outdoor fabrics

for awnings, canopies, or other treatments in commercial settings had to take more than a little heat.

Because even if you could satisfy codes, chances were you couldn't find fire-retardant fabrics worth the trouble. So many an imaginative idea got snuffed.

Sunbrella Firesist® To The Rescue.

Happily, all that's in the past. Because now there's a beautiful, durable fabric that measures up to the toughest standards—yours and the fire department's. Sunbrella Firesist.

This new canvas fabric meets the requirements of

the National Fire Protection Association as well as the stringent California Fire Marshal's test. But that's only the beginning. The fact is, Sunbrella Firesist is unlike any other material you can buy.

No Other Interior/Exterior Fabric Is Woven From Pigmented, Flame-Retardant Modacrylic Fibers Or Comes With Our 5-Year Limited Warranty.

Sunbrella Firesist isn't just another fabric sprayed or coated with flame-retardant chemicals. Instead, it's woven from fibers which are inherently flame-retardant. This means Sunbrella Firesist will not lose flame retardancy since that retardancy cannot be washed out or dry-cleaned away.

In addition to making decorative fabric treatments safer, these fibers make them better than those



Don't Throw Water On Your Ideas.

...ventional fabrics. Like traditional Sunbrella® Sunbrella Firesist won't crack, peel, harden, or be affected by rot. Furthermore, it's highly soil resistant. Finally, its solution-dyed, locked-in colors won't fade. We're so sure Sunbrella Firesist will live up to these promises, it comes with a 5-year limited warranty. Compared with coated or laminated vinyl, Sunbrella Firesist looks even better. That's because Sunbrella Firesist is highly breathable, so that moisture doesn't get trapped underneath, allowing mildew to form.

You Can Execute Your Hottest Designs. Sunbrella Firesist, you can specify fabrics for everything from decorative panels to privacy screens

to cabanas, knowing you'll get the results you want. We offer an excellent choice of richly colored solids, and many additional solids, stripes, and fancy patterns will be available soon. Unlike many fabrics, ours is the same color on both sides. So it looks great from any angle.

Find out more about Sunbrella Firesist by contacting Glen Raven Mills, Inc., Glen Raven, North Carolina 27215, 919/227-6211. So the next time someone says you can't meet a fire code, they'll just be blowing smoke. **Circle 7 on inquiry card**

Sunbrella Firesist®

®Sunbrella, Sunbrella Firesist are registered trademarks of Glen Raven Mills, Inc.
 ®SEF-PLUS is a registered trademark of Monsanto Chemical Company.

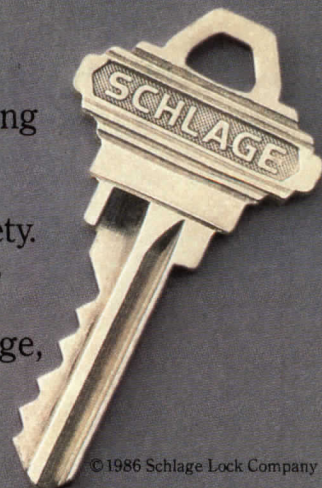




But the lock still works.



It should. It's a Schlage.
A name synonymous with quality and durability for over 60 years.
Starting with our very first product, the cylindrical lock, revolutionizing
the business. Allowing installation in minutes. Instead of hours.
Since then, we've filled the years with innovations.
Like the inter-connected residential lock. For better security and safety.
And our new non-handed mortise lock. Awarded 11 design patents, it's
taking the industry by storm.
Send for a copy of our Architectural Guide to Door Hardware: Schlage,
IHS Division, 200 Parkside Drive, San Fernando, CA 91340.
And discover some of today's most enduring contributions to
American architecture.



© 1986 Schlage Lock Company

Circle 8 on inquiry card



**FIRESTONE QUALITY AND
LANDSCAPING CREATIVITY ARE GIVING
THE NEW SHOWBOAT HOTEL AND CASINO
A SHOWCASE ROOF.**

Building and landscape architects joined forces to give the new Showboat Hotel and Casino a roof that will stand out—even in the flamboyant world of Atlantic City casinos.

Landscape and site design specialists Cairone Mackin & Kaupp, of Philadelphia, worked closely with casino architects Martin Stern Associates, of Beverly Hills. They produced a nautical design that combines multicolored crushed stone graphics (such as the compass rose above) with live plantings, trellises and other traditional garden landscaping elements.

Underneath it all went a 45 mil Firestone RubberGard® EPDM roof and Firestone-supplied Foamular® insulation, the value-engineered recommendations of Thomas Roofing & Sheet Metal Co., the Atlantic City contractor for the job. "It would have been prohibitive to put down a built-up roof—more labor, more materials," said Mike Thomas, of Thomas Roofing, explaining why he chose Firestone EPDM.

Dave Rudzenski, the Martin Stern field rep on the job, agreed. "I personally feel it's a better product. Much easier to work with. And the life is long."

Architects across America are finding that Firestone RubberGard® EPDM provides the strength, durability, economy and ease of installation they need to feel true confidence in a roof. And that confidence is increased by Firestone's unsurpassed field support, from architectural consultation to installation to final warranty inspection.

Firestone's good name insures your good name, even on the most distinctive projects. Call 1-800-428-4442.

Firestone

ROOFING SYSTEMS

NOBODY COVERS YOU BETTER.

Firestone Building Products Company, Division of The Firestone Tire & Rubber Company, 3500 West DePauw Blvd., Indianapolis, IN 46268. RubberGard® is a registered trademark of Firestone Building Products Company. Foamular® is a registered trademark of UC Industries, Inc.

Circle 9 on inquiry card

THE GOLDEN TOUCH

New Dentco II A highly versatile, state-of-the-art access control system

Look for the gold card of Dentco II to open new doors to access control profits.

Five access modes, clock/calendar (time and event), verification, long term memory retention, self diagnosis, card-user add/delete function, EEPROM memory and more. Including a tri-color light emitting diode (LED) for easy, instant status review. User friendly, keypad programmable with printer interface for audit of transactions.



It's the easy-to-use, easy-to-install, easy-to-love system that's worth its weight in gold. Another "tomorrow" development that keeps Detex a security industry leader today.



Detex Corporation
302 Detex Drive
New Braunfels, TX 78130
(800) 468-0112
In Texas, call collect
(512) 629-2900
TELEX: 767232 **Circle 10 on inquiry card**

INTELS
Headquarters, Washin
Architects: Job
International Pty. L
Australia. Contract
Company,
R.



Kynar and Kynar 50A are registered trademarks of the Pennwalt


Tech Wall, the uncompromised aluminum panel solution heard 'round the world!

SPACE AGE CHALLENGE

INTELSAT—the global telecommunication cooperative's—dramatic new Washington, D.C. headquarters is the result of an international design competition which included a score of respected architectural firms. Clear anodized Tech Wall aluminum panels play a major role (100,000 square feet) in this remarkable architectural statement.

TECH WALL LEADS THE WAY


Proven in numerous installations throughout the world, Tech Wall's features and benefits are unmatched by its look alike competitors, many of which are thin-skinned composites. Water



can't hurt Tech Wall, it's non-flammable, and it will never delaminate because Tech Wall panels are solid aluminum.


A SUPERIOR SYSTEM, ENGINEERED BY EXPERTS

Tech Wall's superiority is a matter of record. It's the only system we know of that's been designed, tested and field proven to withstand the most severe wind-loading conditions. (In fact a Tech Wall project was built to handle typhoons.)



Tech Wall's patented and proven fastening system has been engineered to accommodate maximum thermal movement; condensation and weepage are controlled within the system.

And superior flatness is assured by an engineered system of concealed reinforcements along with Tech Wall's



panel edge design. Tech Wall also lends itself beautifully to ultra-smooth contouring and transitional bends.

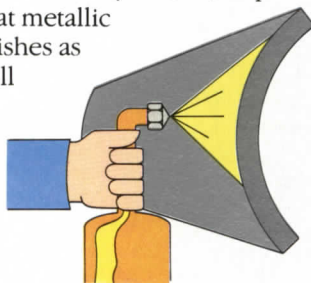
MORE COLORS, BETTER FINISHES

Unlike composites, Tech Wall panels are formed and contoured *before* finishing.



This additional step eliminates the cracking, crazing and micro-splitting of finish films inherent in bending pre-coated materials. Tech Wall offers a greater choice of

finishes too. Besides our superior, in house anodizing, we offer 20 Kynar 500® triple coat metallic finishes as well



as 20 Kynar 500® fluoro-polymer coatings. Custom colors and other finishes are also available. Panel-to-panel color consistency is computer controlled.

ONE SOURCE

There are no potential design or installation snafus with Tech Wall. Unlike some systems which involve a separate manufacturer, fabricator, distributor and installer, The C/S Group handles everything from design assistance and detailing through completion.

THE PANEL SYSTEM OF CHOICE OFFERS OPTIONS

There is a Tech Wall System for every architectural situation. Numerous joint options and limitless custom modifications are possible. Tech Wall is the premium wall system, the uncompromised solution and the best dollar value available today. We invite your inquiry. Contact the panel experts at The C/S Group, Cranford, N.J. 201/272-5200 or San Marcos, Ca. 619/744-0300.

THECSGROUP

Circle 11 on inquiry card

Miss OSGOOD, I have some
Splendid News: The Company has decided
to install **AT&T's** Extraordinary
"NEW" **SYSTEM 25** a Digital
PBX that will give Us "BIG BUSINESS"
Features—AND Cost Us Less than the System
we're Using Now..... Somehow Miss OSGOOD
I'd thought You'd be More Excited.....
Miss OSGOOD, Can You Hear Me
in There.....?



McDONNELL

Introducing AT&T's System 25, a state-of-the-art small PBX that can help the state of your business.

Not to mention the state of Miss Osgood. System 25—from AT&T's Small Business Connection—is an instant solution to outmoded, over-the-hill equipment. It can give any company with 20-150 telephones the kind of special features once found only on "big business" systems.



For instance, callers can reach everyone in your business without going through the receptionist. Its unique Personal Dial Code allows your calls to follow you around from office to office. And you can activate the code from any location on your route.

System 25's digital technology lets voice and data travel the same telephone lines. So you can add computers or other data equipment now or whenever the need arises.

What's more, it doesn't require special telephones. You can probably use the traditional telephones you have now. That makes System 25 perhaps the most cost-effective way to upgrade your phone system.


And it's cost-effective *after* you upgrade. For instance, System 25 sends all long-distance calls over the least expensive route. And keeps detailed records of those long-distance calls so you can charge clients or track expenses. But most important, you know your telephone investment is protected, because System 25 is from AT&T.

Plus, with System 25, Miss Osgood will have less work on her hands and a permanent smile on her face.

For more information about System 25, call 1 800 247-7000.

AT&T's Small Business Connection / 1 800 247-7000

This toll-free number connects you to the office in your area. In Hawaii call 1 808-946-2509.



AT&T

The right choice.

WE CALL IT THE PERSONAL ARCHITECT. NOT THE PERSONAL DRAFTSMAN.

We named it on purpose. This is a tool for the entire architectural practice, combining automated design and drafting capabilities on industry-standard IBM* PC ATs and compatibles.

Use the Personal Architect to design buildings. While other systems work with lines and arcs, the Personal Architect lets you work with floors, walls, roofs, and rooms. In 3-D. In perspective. So you can create a true model of your building design.

Use the Personal Architect to present designs.


This system gives you the tools you need to make effective presentations. Like perspective views with hidden lines removed. Shaded pictures. And area takeoffs.

Use the Personal Architect to produce drawings. The system

has expert drafting capability to get your production work done. And can edit drawings quickly too.

On-screen icon menus get you up and running fast. And a graphic symbol library of over 1,000 architectural symbols gives you great flexibility.

The Personal Architect. It can help you get more business and do more business. And isn't that the name of the game?



Get more business done. On-screen menus (left screen) facilitate the production of contract documents. Drawing courtesy of Heard & Associates, Chicago, Illinois.

Get more business. Shaded pictures (right screen) like this help clients see your vision clearly from any perspective. An invaluable selling tool. Drawing courtesy of Stephen Douglass, Architect, Cambridge, Massachusetts.

For more information on the Personal Architect write: Computervision Corporation, Personal Systems Business Unit, Building 16-2, 100 Crosby Drive, Bedford, MA 01730.

Circle 12 on inquiry card


COMPUTERVISION
Personal Architect

*IBM is a registered trademark of International Business Machines Corp.



Nothing Rates Like The Enkasonic® System For Sound Control Between Floors.



A floor that floats on Enkasonic® matting protects the people below from the noise of those above. See Sweets 13.10/Am.

Enkasonic matting magically shuts off even romping, stomping impact noise.

That unique ability has been verified in the testing of numerous floor systems by the Ceramic Tile Institute.

Only Enkasonic exceeds both STC *and* IIC ratings of 50, whether with ceramic tile, wood, marble, vinyl, or carpeting.

It works like this: Your finished floor floats on a 3-dimensional geomatrix of nylon that creates a natural sound barrier of air. So unlike hard floor supports, Enkasonic doesn't transmit impact sound to the room below. And airborne sound is shut off, too.


So don't be misled by those who claim their floors are "sound rated." Just ask to see their IIC (impact) ratings.

For more about this lightweight, easy-to-install material, call us at (704) 667-7713. Or write for a free sample and information kit to Geomatrix Systems, BASF Corporation Fibers Division, Enka, NC 28728. Or call Sweets Buyline (800-447-1982) for the name of your nearest distributor.


Find out about the magic of Enkasonic *before* you have to face irritated residents or their lawyers.

BASF

Gaining Ground Thru Ingenuity.™



Circle 13 on inquiry card



Specify Manville.

Roofing systems that eliminate hundreds of late-night decisions.

If you've been designing roofs using parts and pieces from many suppliers, you've been spending too many hours and making too many decisions.

By specifying a total Manville roofing system, you're making the one decision that eliminates hundreds of others. Because Manville gives you a single source of supply for the entire roofing system—for everything that goes into a roof, from the deck up, including insulation, fasteners, accessories, and, of course, the membrane itself.

You receive top quality components that work together, specifications to meet your needs, use-proven application techniques, all backed by a guaranteed guarantee that provides the most complete coverage in the roofing industry. That assures you long-term performance with no headaches. Because Manville assumes the responsibility for the entire roofing system.

Manville supplies all three major roofing types—built-up, modified bitumen and single-ply. That's why we can be completely impartial and objective when recommending a system to match your building design and function.

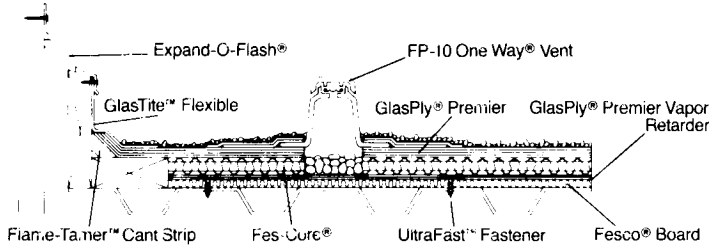
Single-source supply. Total system responsibility. Design assistance. Roofing systems specifications built around quality Manville products. They make the roofing decision—and your life—a whole lot easier. As easy as contacting a Manville roofing specialist. Call (303) 978-4900. For export, telex 454404.

JOHNMANVL DVR

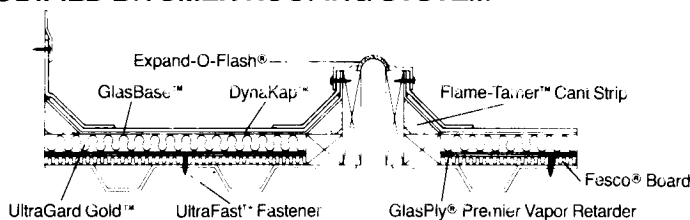
Circle 14 on inquiry card

21,000 people with one goal:
To be your best supplier.

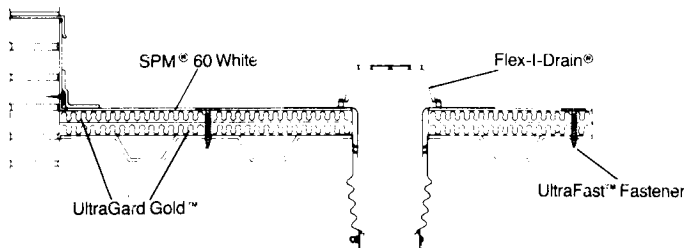
BUILT-UP ROOFING SYSTEM



MODIFIED BITUMEN ROOFING SYSTEM




SINGLE PLY ROOFING SYSTEM



Manville

A complete list of things to know about 2400 bps modems.



Now that you've memorized that, here's a partial list of why a Hayes® Smartmodem 2400™ is best for you.


1. The Hayes Smartmodem 2400 allows you to communicate with the vast installed-base of 300,1200 and 2400 bps "Hayes-compatible" modems. The Hayes Standard "AT" Command Set allows you to use Smartcom II® and other software that communicates.

2. Through synchronous/asynchronous technologies, the Smartmodem 2400 permits your PC to access mainframes, minis, and on-line services previously inaccessible through asynchronous-only modems.

3. The Hayes Smartmodem 2400 is efficient...it pays for

itself in just 4 hours of annual use over long distance.

4. The technology of the Smartmodem 2400 allows you to transfer volumes of files with confidence across the city or



Hayes®

Say yes to the future with Hayes.

across the ocean using Bell and CCITT standards.

5. The new Smartmodem 2400B™—a plug-in board for the IBM PC and compatibles—allow synchronous and asynchronous communication through the same Com port.

6. You will also get the Hayes standard 2-year limited warranty and the opportunity to extend the warranty to 4 years.

Best of all...you get Hayes. And that's all you ever really have to know!

For more information or technical specs, contact your authorized Hayes dealer. Or Hayes directly at (404) 441-1617.

Hayes Microcomputer Products, Inc., P.O. Box 105203, Atlanta, Georgia 30348.

Circle 15 on inquiry card



New from C/S, fire-rated Expansion Joints.

Now C/S offers owners and architects tested* expansion joint systems which meet or exceed 2-hour fire rating requirements.

These remarkable expansion joints, with our exclusive FB-83 Fire Barrier, are capable of maintaining their two hour fire-rating following cycled movement and severe temperature conditions. Furthermore, a high pressure hose-stream will not destroy the performance of the joint system. And the system's center pivot design allows for movement of up to plus or minus 50% without loss of cover. Ordinary joints packed with traditional insulation simply can't compare!

Considering what's at stake, don't you owe it to yourself to learn more about the finest fire-rated expansion joints available?

**Tested in accordance with applicable provisions of ASTM E119 and E814 procedures. Call or write for test results and ICBO evaluation report No. 4241.*

THE C/S GROUP

Muncy, PA (717) 546-5941
San Marcos, CA (619) 744-0300
Circle 16 on inquiry card

Close

Move

Open



Another Hardheaded Dover Breakthrough On The Three Basic Elevator Functions.

The World's First Totally Integrated Microprocessor
Control System For Hydraulic Elevators.

We're particular, actually stubborn, about refinements in state-of-the-art technology for hydraulic elevators. Remember, we invented them.

Other manufacturers have made a lot of noise with assorted bells and whistles. Dover has been quietly and patiently perfecting the greatest advance in hydraulic elevators since we invented them 51 years ago. DMC-I® — the first totally integrated microprocessor control system.

Our new DMC-I elevator closes the doors more reliably. Moves the car to the next floor more efficiently. Opens the doors more dependably. What else is an elevator for?

Other brands have offered add-on microprocessor functions on a onesy, twosy basis, like bandages. Only Dover has taken the years and millions of dollars necessary to perfect a total, built-in system. Because only Dover's volume as the industry leader made it feasible for us to invest such vast resources in its development.



Dover F.A.S.T. unit gives instant performance analysis.

DMC-I has a unique new hand-held F.A.S.T. unit that is literally a "window" into

the microprocessor controls. It allows us to reprogram up to 40 elevator functions in minutes. It provides instant analysis of existing performance, permitting faster, more thorough preventive maintenance.

If you're buying or specifying elevators for low or mid-rise buildings, you need to see what DMC-I can do. Call your local Dover office or write Dover Elevator Systems, Inc., P.O. Box 2177, Memphis, TN 38101.

DOVER®
ELEVATORS
*Making more
elevators makes
Dover No. 1*

USG[®] CAVITY SHAFT WALL

Low rise to high rise...

Outperforms "Stone Age" methods!

Now! Get time-tested high rise construction benefits on your mid and low rise elevator shaft projects, too. Today more architects and builders are opting for faster, safer, any-weather USG[®] Cavity Shaft Wall Systems— at considerable savings over labor-intensive, space-wasting concrete block. Weighing in at only 10 psf, these proved working walls install from the corridor side. Less bulk and weight to tote and install means less structural steel, less manpower, less work all around. Even electrical

conduit installs faster, thanks to built-in vertical chaseways. Elevators run weeks sooner, too. Doesn't it make sense to incorporate the engineered design of the USG C-H stud system into the vital life safety walls of your buildings? Superior in every respect, these unique systems deliver fire ratings up to 4 hours and sound ratings from 39 to 50 STC. Call your USG representative. Or write to us for specifics at 101 S. Wacker Drive, Chicago, IL 60606-4385, Dept. AR1186.

UNITED STATES GYPSUM COMPANY
BUILDING AMERICA

USG is a registered trademark of USG Corporation
©1985 U. S. Gypsum Co.

Circle 17 on inquiry card

00 Building
 Architect: Alford & Associates



**Design freedom
 you never thought
 possible with
 exterior insulation
 systems.**

STO exterior insulation systems create a flexible, seamless thermal covering for the entire outside wall, with all of the curves, bends and corners you'd like to design. And—if it requires a precise color, STO has a range of 351 to accommodate your imagination.

With the most technologically advanced systems available, high insulating values from below grade to roofline, seven fastening systems for virtually all substrates and complete technical assistance, there's no room for compromise—especially in your designs.

STO INDUSTRIES, INC.

Quality Lane, Box 219
 Rutland, Vermont 05701
 Toll Free: (800) 851-5533
Circle 18 on inquiry card



**Exterior
 Insulation
 Systems**



When all is said and done about versatile, economical,
asbestos-free sprayed fireproofing materials
...one name still says it all!

For complete information and specifications, contact:



United States Mineral Products Company
Stanhope, New Jersey 07874 Toll-free 1-800-631-9600 In N.J. 1-800-562-0256 Telex 136439 CAFCO STPE

Circle 19 on inquiry card

TISCHLER WINDOWS AND DOORS. UNCOMMON. UNCOMPROMISING.



TISCHLER UND SOHN

Made in Germany since 1888.

Circle 20 on inquiry card

Mellon Bank East is planning a \$200-million office building in Center City Philadelphia to consolidate its Philadelphia headquarters.

The new 1.38-million-square-foot Mellon Bank Center of which Mellon will occupy 40 percent takes up an entire city block, bounded by Seventeenth, Eighteenth and Market Streets and Kennedy Boulevard. It is currently occupied by a parking garage and a Greyhound bus terminal.

Designed by Kohn Pedersen Fox Associates, the new 56-floor Mellon Bank Center will be 880 feet high and will tower over the 548-foot-high statue of William Penn atop Philadelphia City Hall. For years, by gentlemen's agreement, developers limited new buildings to the height of Penn's statue. Last year, however, the precedent was broken with the start of the Liberty Place project, which has one office building that will rise 825 feet to the top of its roof structure (945 feet to the top of a spire).

A. Eugene Kohn, partner-in-charge of administration, a former Philadelphian, says the new Mellon bank project will be the highest yet (not counting the spire planned over Liberty Place).

The building will be obelisk-shaped with a tapered facade and an illuminated pyramidal crown. The structure will have a curtain wall of granite, marble and stainless steel at its base, and gray reflective glass and aluminum panels for the tower. The project will include a garden in a 7,500-square-foot skylit pavilion—the city's tallest occupied interior space. William Louie is partner-in-charge of design. Construction is set to start in March 1987, and completion is scheduled for 1989.



January 1, 1987, is the entry deadline for the Annual Lumen Awards for lighting design, presented by the Illuminating Engineering Society. For information: Sara Schragger Lighting & Production, 245 West 107 Street, #11D, New York, N. Y. 10025 (212/865-0355).

The Architectural Bookshop in Boston, operated by the Boston Society of Architects as a service to the profession and the public, has recently initiated a special gift section. Designs of functional and frivolous items for the home and office are available. The bookshop handles mail orders through its catalog, available for \$3.50 (deductible from first order). American Institute of Architects members receive a 10 percent discount. Order by phone or mail from the Architectural Bookshop, 66 Hereford St., Boston, Mass. 02115 (617/262-2727).

Peter Hugo Baldwin, a fifth-year architectural student at the University of Michigan's College of Architecture and Urban Planning, has been chosen the first recipient of the Albert Kahn Associates Fellowship, a major endowment fund established by Albert Kahn Associates, Architects and Engineers, of Detroit.


Master plan drawn up to rehabilitate historic seminary

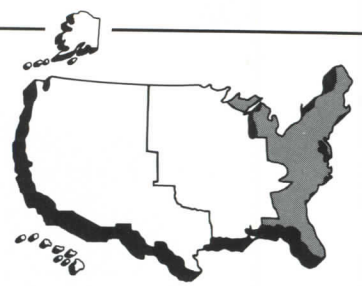
A 20-year master plan to update New York City's 170-year-old General Theological Seminary, originally designed by Charles Coolidge Haight, has been devised by New York architect David Paul Helpern.

Interior alterations recommended by Helpern result in a more efficient use of existing space, thereby enabling the seminary to better utilize this crucial, limited resource. Distinct academic, administrative, and student centers were created. Some improvements to the 19 landmark buildings—located on a square block site in Manhattan's Chelsea section—will include rehabilitation of building facades, redesign of living quarters, the enlargement and consolidation of the library, relocation of the reading room, and repainting of the outer masonry walls.

Renovated institute features learning and living space

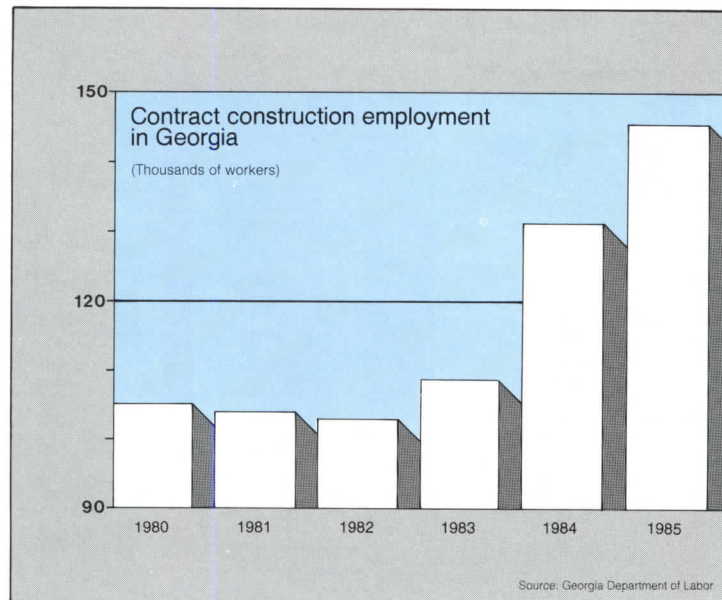
The new John Hancock Institute in Boston, converted from the Chandler School for Women by architects Symmes, Maini & McKee Associates of Cambridge, offers its home-office employees and field associates a place where they can study and live in a hotel-like environment. The facility includes conference rooms, classrooms, training areas, and hotel accommodations.





Since Sherman burned it to the ground in 1864, Atlanta has come a long way, bringing the whole state of Georgia along with it. Georgia is now the 11th most populous state in the union, with six million people. It's also been among the fastest-growing states in recent years in income and employment. In response to this growth, construction has boomed. From 105,000 in 1980, the number of Georgia construction workers surged to more than 145,000 in 1985, and building-trades employment continues to burgeon in 1986. In Atlanta, according to Dodge/DRI, commercial-construction starts topped 30 million square feet last year, more than double the level of 1980. That made Atlanta the fourth busiest commercial construction market in the U. S.

As with many markets, however, Atlanta is probably overbuilt and will become victim to its own past success. But Atlanta, as well as the whole state, remains economically resilient, thanks to its diversity. For example, while manufacturing employment in the U. S. as a whole has been declining, it has been increasing in Georgia despite continuing layoffs in the state's main industry—textiles. Beyond manufacturing, Georgia is home to several major military bases; and of course, Atlanta is a convention,

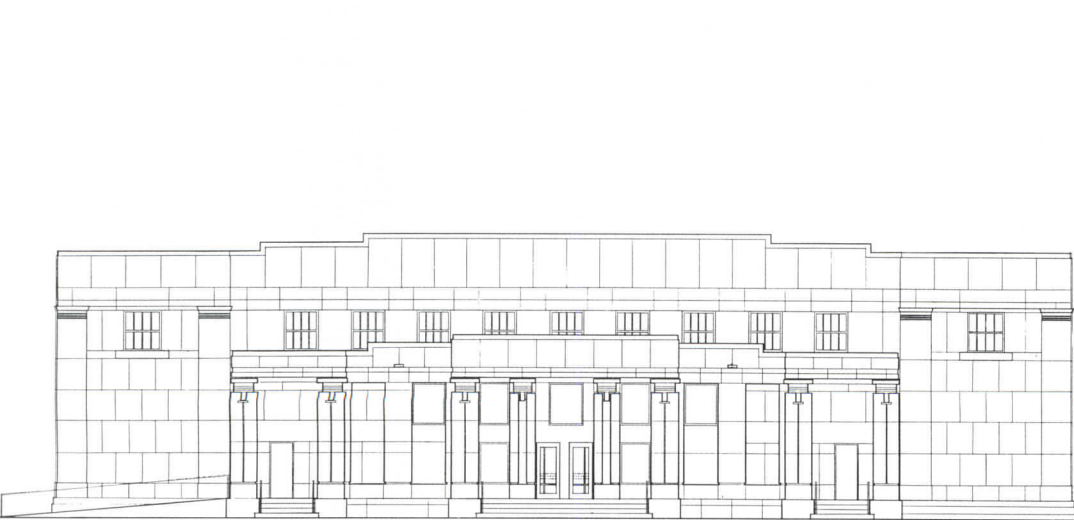


financial, and service center.

Atlanta, in other words, has become the quintessential modern city. In contrast, Savannah made its reputation by going nowhere, architecturally speaking. When Sherman, torch in hand, approached Savannah, the city fathers had no burning desire to fight. They instead welcomed the general, who in turn left the city unscathed. The result: downtown Savannah today

contains one of the best collections of antebellum buildings in the country, a collection that forms the core of a thriving tourist industry. For architects in Savannah, rehabing neglected old buildings is therefore an important business. And while tax reform will reduce the credit for rehabs, it will not eliminate the credit altogether, making rehabilitation one of the few tax games left in town.

Adaptive-use design for landmark New Hampshire post office



Construction is underway on the renovation of the former Manchester, N. H., post office into offices for a local law firm.

Carl R. Flansburgh + Associates of Boston is the design firm responsible for the complex and unusual rehabilitation project.

According to Flansburgh, "Our objective on this project was to retain the historic character of the building while adding a totally

new life to its interior and site orientation to reflect the stature of the firm in the legal community."

A major design element is the reversal of the main entry from the south to the north side of the building to face Manchester's Victory Park. A new portico, clad in granite, will be complemented by site improvements facing the park. An interior atrium will be provided by raising an existing skylight to

the second level. A helix spiral staircase, rising from the basement to the second floor, is the focal point of the new atrium. The postal wall of the building's main lobby will be retained and refurbished.

The 54,000-square-foot building will be nearly gutted to accommodate the new design. The project is scheduled for occupancy by the end of 1986.

Calendar

November 12

BSA Lecture Series, "Boston's Neighborhoods: What was the plan—what is the reality?" Speaker: Ed Logue, city planner and former Administrator of the Boston Redevelopment Authority. Sponsored by the Boston Society of Architects; at the Boston Architectural Center, 320 Newbury St., Boston. For information: Boston Society of Architects, 305 Newbury St., Boston, Mass. 02115 (617/267-5175).

November 19

"Build Boston '86," Annual New England Design Conference and Trade Show; sponsored by the Boston Society of Architects; at the Boston Architectural Center, 320 Newbury St., Boston. For information: Boston Society of Architects, 305 Newbury St., Boston, Mass. 02115 (617/267-5175).

Atlanta preservation group receives grant to develop policy

The National Trust for Historic Preservation has granted \$33,000 to the Atlanta Urban Design Commission to develop a city preservation policy. The grant must be matched dollar for dollar by local governments and organizations.

The Urban Development Corporation, which has been working with the Atlanta Preservation Center to rank all old buildings in the city in terms of their historic value, will now bring in civic and governmental officials, as well as developers, architects, other design professionals, and professional negotiators, to write a comprehensive city preservation policy and plan, to be presented to Atlanta City Council.

Under the plan, certain buildings are expected to be designated as historic landmarks protected from demolition. In terms of resolving the legal and financial aspects of the preservation plan, it is expected to take anywhere from 10 to 18 months. The plan is expected to be a fair alternative to Atlanta's current system of requiring preservationists to oppose building demolitions on a case-by-case basis. The new plan designates certain historic buildings to be saved and gives developers rules to go by when dealing with older buildings that they may want to demolish or replace.

Firm Foundations

McGraw-Hill books on the building a

1. MASONRY IN ARCHITECTURE

By Louis G. Redstone, FAIA. 192 pp., 260 illus., 8½ x 11
One of the world's foremost masonry authorities shows the best methods — developed through 5,000 years right up to the skyscraper — for working this exciting material to achieve both form and aesthetics. *Just published!*

2. THE AIA GOLD MEDAL

By Richard Guy Wilson. 246 pp., 222 illus. (8 pp. in full color), 8½ x 11
The first chronicle of the coveted AIA Gold Medal, this lavish commemorative volume gives full profiles, with photographic portraits, of the 44 medalists to date and examples of their work. *Just published!*

3. HOLDOUTS!

By Andrew Alpern, AIA, and Seymour Durst, real estate developer. 173 pp., 221 illus., 8½ x 11
A lively illustrated history of holdouts in New York since the 1800s — and how they were dealt with — shows what can happen when an obstinate owner forces major changes in planning and building design. *Just published!*

4. GROUND ENGINEERING EQUIPMENT AND METHODS

By Frank Harris. 256 pp., with diagrams and tables
Here are the principles and working knowledge for determining the best construction methods and alternative procedures, devising proper temporary works, and selecting the right plant and equipment to achieve faster construction times and higher quality.

5. AWARD-WINNING PASSIVE SOLAR DESIGNS Professional Edition.

By Jeffrey Cook, AIA. 288 pp., 208 illus. (including 68 photos), 8½ x 11
These 41 winning designs from the First National Passive Solar Design competition demonstrate an impressive number of passive solar solutions for a diversity of structures, from commercial buildings to residences, in a wide variety of terrains and climatic locations. *Brand new!*

6. CHECKING AND COORDINATING ARCHITECTURAL AND ENGINEERING WORKING DRAWINGS

By John Frederick Duggar III. 160 pp., 22 illus. (8 in full color)
How to use the author's unique color-coded graphic systems for marking up check-prints, coordinating construction components, making and recording revisions, eliminating errors, omissions, and duplications, communicating, and retrieving information.
A new title!

15. TIME-SAVER STANDARDS FOR SITE PLANNING

By Joseph DeChiara, AIA., and Lee E. Koppelman. 864 pp., 1,037 illus.
All-inclusive information and data on site investigation, analysis, development, and use. Plus plans.

16. TIME-SAVER STANDARDS FOR RESIDENTIAL DEVELOPMENT

By Joseph DeChiara, AIA. 908 pp., 1,300 illus.
A vast collection of data and criteria for planning and designing dwellings, from apartments to mobile homes to adult housing.



7. HANDBOOK OF ENGINEERING ECONOMICS

By Max Kurtz, PE. 1,020 pp., 317 illus.
Made marvelously easy to understand and to use — every statistical and financial analysis tool you need to control the effects of time and money on every type of engineering project and area of responsibility. The first such aid in the field. *Brand new!*

8. SPECIFICATIONS FOR ARCHITECTURE, ENGINEERING, AND CONSTRUCTION Second Edition.

By Chesley Ayers, AIA, PE. 544 pp., 70 illus.
Specifications can make or break a project, and can even cause construction disasters. Here, in a new, up-to-date edition, is the one book to coordinate the requirements of spec writing and checking into a unified whole — with special emphasis on techniques to build safety into a project.

9. CONSTRUCTION MARKETING AND STRATEGIC PLANNING

By Warren Friedman. 288 pp., 70 illus.
Shrinking construction profits make it mandatory that contractors — large and small — grasp and use every business, management, marketing, and strategic planning tool known to work best. Here they are — detailed with the assistance of the Associated General Contractors. *Just published!*

10. CONSTRUCTION DISASTERS Design Failures, Causes, and Prevention

By Steven S. Ross and the Editors of *Engineering News Record* 407 pp., 144 photos, 62 line illus.

The valuable lessons builders have learned from collapsed roofs, broken dams, floods, and earthquakes are packed into this survey of 24 major disasters of the past five decades, why they happened, and what would have minimized or prevented them. *New title!*

11. THE HANDBOOK OF CONSTRUCTION ACCOUNTING AND FINANCIAL MANAGEMENT Third Edition.

By William E. Coombs and William J. Palm. 592 pp., 158 illus.

Reflecting the newest trends in accounting and management techniques used in the construction industry, this edition of a well-known work updates your handling of problems in every area from procurement to costs, receipts, taxes, and more.

12. DESIGN PRESENTATION Techniques for Marketing and Project Proposals

By Ernest Burden. 256 pp., hundreds of illus.
From the initial planning and preparation to the actual visual presentation of your design project (including models and computer-aided graphics) to the all-important follow-up — are the techniques that win clients and keep them coming back for more.

13. PRESERVING AND MAINTAINING THE OLDER HOME

By Shirley Hanson and Nancy Hubby. 256 pp., 323 illus., 8½ x 11

How to accurately and sensitively repair, restore, renovate those treasured older homes (built between the 1800s and 1940) to bring out their best interior and exterior features, find trouble spots, modernize without disfiguring — *economically.*

14. SYSTEMS GRAPHICS Breakthroughs in Drawing Production and Project Management for Architects, Designers, and Engineers.

By Fred A. Stitt. 262 pp., 157 illus.
Want to save 30%, 40%, 50% of the time and money you spend producing design and working drawings? Here's the practical how-to for using and linking together today's new, inexpensive tools for in-house reprographics — by one of the best-regarded pros in the industry.

Please send me the book(s) I have circled for 15 days' FREE examination. At the end of that time, I will pay in full, plus local tax, postage, and handling, or return the book(s) postpaid with no further obligation.

- | | |
|-----------------------|------------------------|
| 1. (051387-2) \$47.50 | 9. (022437-4) \$42.50 |
| 2. (070810-X) \$60.00 | 10. (053865-4) \$39.50 |
| 3. (001377-2) \$34.50 | 11. (012611-9) \$45.00 |
| 4. (026747-2) \$41.95 | 12. (008931-0) \$45.00 |
| 5. (012478-7) \$34.50 | 13. (026086-9) \$24.95 |
| 6. (018023-7) \$32.50 | 14. (061551-9) \$39.00 |
| 7. (035659-9) \$69.50 | 15. (016266-2) \$79.00 |
| 8. (002642-4) \$42.00 | 16. (016217-4) \$79.00 |


McGraw-Hill Book Co. P.O. Box 400 Hightstown, NJ 08520

Name _____
Address/Apt. _____
City _____ State _____ Zip _____

Offer good only in U.S. Order subject to acceptance by McGraw-Hill. **SAVE MONEY:** Pay in full, plus local tax, with this order and McGraw-Hill pays all regular postage and handling costs. Same refund privilege applies!

In Canada available from McGraw-Hill Ryerson, Ltd., 330 Progress Avenue, Scarborough, Ontario M1P 2Z5
Prices slightly higher outside the U.S. **03-K857-0000**

The Building Story for the Eighties is being written in (Precast) Concrete.



- Design flexibility.
- Reduced on-site time and costs.
- Virtually maintenance free.
- Quality-controlled production.

For more information on this award-winning firm, call or write:



Formigli Corporation
P.O. Box F, Berlin, NJ 08009
(609) 767-1111
(800) 624-0639 (Area 201)
(800) 257-7105 (Other Areas)

High Concrete Structures, Inc.
RD #3, Box 83, Denver, PA 17517
(215) 267-3821
(800) 272-1515 (In PA)
(800) 535-1515 (Other Areas)

High Industries, Inc. Companies
An Equal Opportunity Employer

National Lights New York



National Lighting has been the primary light source for commercial and industrial lighting fixtures in the New York metropolitan area for nearly fifty years.

Serving the most architecturally sophisticated and energy conscious market in the country, National Lighting has supplied fluorescent lighting fixtures for some of the most prestigious landmarks in America. The Chrysler Building, the E. F. Hutton World Headquarters, the American Express Company and the United Nations Development Corp. are just a few.

National Lighting maintains the largest factory in the New York area dedicated exclusively to the manufacture of fluorescent fixtures. Call or write for more information.



National Lighting Company, Inc.
Fluorescent Lighting

522 Cortlandt Street Belleville, New Jersey 07109
N.Y. 212/267-4400 N.J. 201/751-1600

Circle 22 on inquiry card

READ ALL ABOUT IT.

AGAIN AND AGAIN AND AGAIN.

You can order reprints of any articles that have appeared in *Architectural Record*, whether in color (if the article was published in color) or black-and-white (if published in black-and-white), in whatever quantities (minimum 100) you need, for use in your own mailings and presentations.

For more information, price quotes and help with layout and format of your reprints, call:

Janice Austin
609/426-5494

ARCHITECTURAL RECORD

NO THERMAL DRIFT

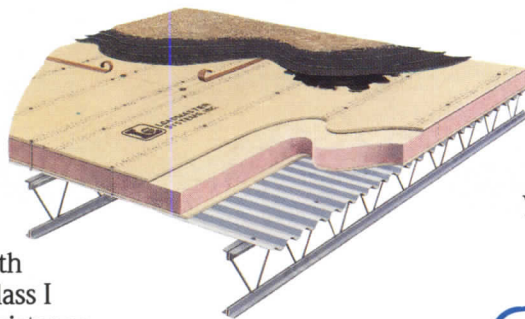
Fire Resistance Rated Roof Deck Systems with a Guaranteed R Value



Loadmaster Phenolic Insulation

Loadmaster's fire resistance rated assemblies offer all the extras found in a Loadmaster Roof Deck and qualify for hourly rated construction. Loadmaster Phenolic Insulation is extremely versatile and can be used in a variety of roof deck design applications. The assembly complies with the requirements for Factory Mutual Class I construction and I-60 and I-90 wind resistance classifications. It also qualifies for U.L. 1, 1-1/2 and four fire resistance ratings.

A Loadmaster phenolic insulated assembly has superior fire resistance characteristics and highly efficient thermal insulation. With an R of 8.33 per inch, the Loadmaster phenolic insulation provides the highest insulating capacity



commercially available. And, Loadmaster **guarantees** the thermal efficiency for 20 years!

Loadmaster is no ordinary steel deck — it's extraordinary. To learn more about the extras you can get with Loadmaster Roof Decks, call: 1-800-527-4035 (outside Texas) 1-800-442-4749 (inside Texas)

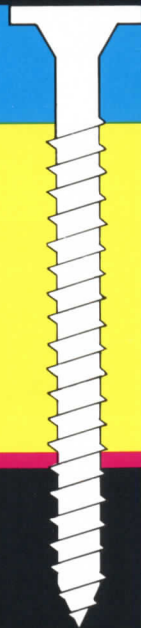


**LOADMASTER
SYSTEMS, INC.**

P.O. Box 800007, Dallas, TX 75380

Circle 26 on inquiry card

IF YOU THINK ORDINARY STEEL DECK IS STRONG...



TRY EXTRAORDINARY LOADMASTER

A Loadmaster Roof Deck is strong! Most roof deck steel must be softened by heat to roll form properly. But the steel sections in a Loadmaster Roof Deck are formed from full hard, high-tensile strength steel.

With Loadmaster, you get more than a steel deck. It is a complete roof deck system made up of full hard steel, thermal insulation and high-density mineral board. The system is mechanically fastened to provide composite strength.

The entire roof deck system is installed quickly and cleanly by a licensed Loadmaster erector and is ready for a built-up or single-ply roof immediately.

For durability, load-carrying strength, wind-uplift resistance and high diaphragm values — Loadmaster is extraordinary.

Get the facts today.

Call toll free: 1-800-527-4035 (outside Texas)
1-800-442-4749 (inside Texas)



**LOADMASTER
SYSTEMS, INC.**

THE DURABLE ROOF DECK

P.O. Box 800007, Dallas, Texas 75380

HEADQUARTERS: Two Oaks Plaza, Suite 2115, 6730 LBJ Freeway, Dallas, Texas 75241

Circle 27 on inquiry card

"Innovations that could improve the quality and reduce the costs of American housing are being needlessly slowed by antiquated regulatory systems and inadequate research and development," according to a scolding report from the Congressional Office of Technology Assessment, which urges more factory construction. A report from the office points to other countries, especially Sweden and Japan, where prefabricated housing is both more widely accepted and more efficiently produced. While the office's latest research finds that a perhaps surprisingly high 35 percent of U. S. housing, not including mobile units, comes from this source, in Sweden the figure is 90 percent. And the edge in countries abroad is said to come from highly automated factories, heavy investments in research, and favorable regulations,

while our inefficiency comes from wide fluctuations in house sales that discourage investment in capital equipment and the fact that codes and inspection are controlled by the plethora of local governments instead of being centrally focused.

What the Congressional office recommends, in addition to federal funding of research, is one of two measures: the modification of the central regulatory system that now governs the construction of mobile units to also govern prefabs, although the office acknowledges abuses and confusions in the system as it stands; or the coordination of local regulatory operations through a new uniform code and reciprocity by local governments on inspections. Models for a new code could be one already proposed by the National Association of Home Builders for

conventional construction and one recently requested of Congress by U. S. appliance manufacturers. In fact, it is the recent invasion of foreign appliances, as well as other prefabricated building components, such as pre-hung windows, that may have prompted the committee's report. According to Henry B. Gonzalez, Housing and Community Development Subcommittee chairman, "As our nation moves into the 21st century, Congress must develop responsible housing policies that recognize the impact of technological innovation; this timely report provides a helpful focus for that effort." The report, *Technology, Trade, and the U. S. Residential Construction Industry*, is available from the U. S. Government Printing Office, Superintendent of Documents, Washington, D. C. 20402 (202/783-3238).

International group spurs technology as a solution to worldwide design problems

The Centre Scientifique et Technique du Batiment, known internationally as the CIB and in English-speaking nations as the International Council for Building Research, has not been all that familiar to Americans. But it is likely to be more so now.

At its first meeting in the U. S., more than 150 of this nation's building-design and construction professionals recently met with 400 of their counterparts from abroad where the group has been, up to now, more active. With a secretariat in Rotterdam, this organization has led building research in Europe for 30 years.

Some 20 percent of the 516 papers presented here were written by Americans. The group highlighted its growing international composition as well as the technological aspects of building research by unveiling the first international on-line database, ICONDA, headquartered in Stuttgart, West Germany. Doing the honors was Richard N. Wright, CIB's current president and director of the National Bureau of Standards' Center for Building Technology in Gaithersburg, Md.

ICONDA is operated by the Fraunhofer Society, a private research institute funded by the West German government. It currently contains some 130,000

citations of specialized literature in architecture, construction, civil engineering, and urban planning; its organizers expect it to grow by about 35,000 additions per year. Input is supplied by various professional groups and institutions in Belgium, France, the U. K., Hungary, West Germany, and the United Nations Center for Human Settlements in Kenya. In the U. S., it can be accessed through Pergamon Infoline, McLean, Va.

CIB operates a second database, CIBORG, headquartered in Budapest, Hungary, but at present it cannot be accessed on-line. CIBORG catalogs ongoing work while ICONDA describes completed research results. In its catalog, CIBORG lists contributions from MIT, NBS, and the U. S. Army Construction Laboratory.

The housing needs of developing nations was another major theme of this CIB congress. Ignatius D. C. Imbert, a professor at the University of the West Indies in St. Augustine, Trinidad, said in his keynote address that the growing gap between supply and demand is due both to scarcity and to improper use of financial, human, and technological resources.

Top priorities, he said, should be community participation in planning and design, the upgrading of managerial and technical skills, and

"fundamental technological change"—by which he meant a move toward labor-intensive construction and the use of local materials. "With the scarcity of capital and foreign exchange, technological self-reliance is the only option to most developing countries if they are to have any success in dealing with the critical problem of shelter."

Dutch researcher Henk Meijer said growing international input will be an important part of the future for building research. "The notion that building research has global responsibilities is relatively new," he said. "Among other things, building researchers will have to address the down side of economic growth, such as acid rain and the buildup of heat-retaining carbon dioxide, fluorocarbons, and other chemicals in the atmosphere, which some scientists believe will cause a rise in sea levels. Meijer's current project involves an anticipated rise in the North Sea of about two feet in the next 30 to 50 years and ways to ameliorate the effects on low-lying Holland. "These developments are global, and there is no way back," he said. "There is no time to lose, and CIB can play a vital role in providing help." *Peter Hoffmann, World News, Washington, D. C.*

Elements of Style.



There's more to SwirlFlo™ than meets the eye. Not only is Elkay's latest work of art beautiful, it has all of the innovative details you demand.

SwirlFlo's recessed design creates a clean profile. And, unlike other fountains, it minimizes exposed surfaces that collect dust.

At the same time a unique system, developed by Elkay, prevents water back-up and leakage.

SwirlFlo's contoured basin minimizes splashing, is wheelchair accessible and meets all ANSI and UNFAS codes. And it comes with Elkay's exclusive FlexiGuard™ safety bubbler, to prevent accidental mouth injuries.

SwirlFlo rounds out a full line of Elkay water coolers with six different models in bronzetone or stainless steel. See how one fits into your perspective.

ELKAY®

Model No. ERP2-8BC

For more information, write Elkay Manufacturing Company, 2222 Camden Court, Oak Brook, Illinois 60521.

Circle 30 on inquiry card

Construction economy outlook: After a long period of expansion, it is time for the other side of the building cycle

Taking it from the top

By George A. Christie

There are only two ways to go from the peak of a building cycle: sideways or down. In 1986, the construction market extended the peak of three years of expansion by taking the sideways route. Improved housing activity made up for the recent slippage of commercial and industrial building, and total construction contracting—the sum of all newly started projects—added a fourth good year to the string that began in 1983.

The trade-off between residential and nonresidential construction that stretched the peak of total contracting through 1986 can't work much longer. Nonresidential building has been declining since late in 1985, and will slip more in the year ahead. Housing will remain the strongest part of the construction market in 1987, but not strong enough to continue offsetting the weakness in the nonresidential sector. Instead of another gain in housing next year, a modest decline is more likely as multifamily demand softens. When that happens, the momentum of overall construction will be lost.

After a longer-than-average period of expansion, it is time for a look at the other side of the building cycle. There's nothing new about the recurrence of a cyclical decline of construction activity. It happens about every six years, give or take a year. (The last two general downturns of the building market happened in 1980 and in 1974.) What makes the difference between one cyclical decline and another is the political and economic environment in which they happen. The downturn that is now beginning promises to be quite different from the previous one (1980-1982), principally because circumstances are anything but the same. The last time the building market came off a peak, its downfall was triggered by extraordinary credit conditions. When the Federal Reserve declared all-out war on inflation early in the 1980s, severe monetary restraint sent interest rates soaring. Not surprisingly, housing led the construction market into decline. Retail building soon followed. And as the monetary crunch ultimately threw the economy into general recession, industrial construction plummeted to its lowest volume in decades.

Curiously enough, some parts of the construction market were not only unaffected by the early 1980s recession, but actually prospered during it. Two legislative events made all the difference. One, the Economic Recovery Tax Act, became the basis for a boom in office building in the midst of economic adversity by providing the powerful incentive of accelerated depreciation. The other, the Surface

Transportation Assistance Act, set up a comparable boom in highway and bridge construction with its five-cent-per-gallon fuel tax. As a result, the major impact of the last cyclical decline of the construction industry was borne by the housing sector, which shriveled under the heat of extreme monetary restraint.

And now, something different

One feature of the coming cyclical decline of construction activity that makes it different from the last one (and most others, for that matter) is already apparent. This one is developing within the nonresidential sector by a weakening of commercial and industrial construction, while homebuilding—usually the first to weaken—continues to flourish.

This unfamiliar experience of backing into decline through the nonresidential side of the construction market is symptomatic of the redirection of national economic policy over the past half-dozen years. As fiscal policy has become increasingly restrictive, monetary policy has become more accommodating. ERTA's supply side investment incentives have yielded to tax reform and the elimination of real-estate tax shelters—not good for offices or apartments. The ballooning federal deficit has triggered a mandate for systematic deficit reduction—not good for public works. Reduced inflation has led to monetary relaxation and the lowest interest rates so far in the 1980s—which is good for one-family housing and other credit-sensitive building types.

These issues—tax reform, deficit reduction, interest rates, and one other, the trade gap—are the ones that will shape the outcome of the building cycle that is now rounding its peak. This different environment for construction is bound to produce some unusual reactions. What happens in 1987 could set a pattern for the next several years.

Nonresidential building will fall but there will be bright spots in rehab and institutions, e.g.,

Nonresidential building turned the corner a year ago. It was in 1985's third quarter that contracting for new commercial, industrial, and institutional building reached its peak at an annualized rate of 1.45 billion square feet. In the four quarters that followed, nonresidential building slid to its current rate of 1.3 billion square feet. And it all happened in advance of tax reform, an event that will soon add another dimension to this already wobbly construction market.

The decline and fall of nonresidential building was consistent with a sputtering

economy weakened by a flood of imports. As industrial output sagged and excess manufacturing capacity piled up, corporate America made the conventional response: a cutback of capital spending. Inevitably, construction of unneeded commercial and industrial facilities was deferred until better times. But that was only part of it. While the industrial crescent was adjusting to fierce competition from the Orient, the oil patch was having a recession of its own. The extraordinary Southwestern building boom of the early 1980s left that region overbuilt and vulnerable. When the shock of collapsing oil prices came, construction went. Contracting for nonresidential construction in the West South Central region (Texas, Oklahoma, Arkansas, and Louisiana) plummeted 26 percent in 1986 while the national total retreated 7 percent.

As the nonresidential building market adjusts to its 1986 problems, it must now prepare to cope with an additional handicap in 1987: tax reform. To no one's great surprise, real-estate tax shelters headed the list of reforms in the sweeping overhaul of the nation's tax system. The new legislation provides that depreciation on commercial buildings will be extended to 31.5 years from the current 19 years. It further prohibits the use of passive-investment losses to offset other income. For developers of office buildings (as well as hotels, apartments, and other income-generating properties), the new tax law means that these investments must now exist by rent alone. That is, they must earn a competitive return without the generous subsidy provided since 1981 when the Economic Recovery Tax Act offered the opportunity to create paper losses (by means of accelerated depreciation), which could be used to shelter investors' other income.

In addition, preferential tax treatment currently enjoyed by industrial-development bonds, private-waste-treatment projects, some recreational facilities, convention centers, and even low-income housing will be limited (capped) under the revised code. Public bond issues for roads, wastewater treatment facilities, schools, hospitals, and other local-government construction will continue to enjoy tax-free status and the lower cost financing it implies to the borrower, but on terms that are less favorable to institutional investors.

Although there are many other aspects of tax reform that will affect developers, contractors, designers, manufacturers, and investors, none will have the

immediate impact that the elimination of real-estate tax shelters will. And the main impact will, of course, fall squarely on offices.

• *Offices.* Tax reform means getting back to basics—building offices intended to shelter workers instead of income.

To put this issue in perspective, it is well to keep in mind that tax reform will not take away much beyond the powerful but questionable incentive provided in 1981 by ERTA. Since then, the subsidy of accelerated depreciation has distorted this market by encouraging the creation of a huge inventory of empty offices. Lengthening depreciation by making it 31.5 years will not put the commercial-building market at any more of a disadvantage than before ERTA, except for the temporary problem of digesting the glut of vacant offices—the legacy of overstimulation.

Beyond this short-term adjustment, which requires a sharp cutback of new construction for a few years, any viable project (i.e., justified on the basis of need) will be just as viable after tax reform as it was before ERTA brought an element of artificiality to this market. Reform will *not* inhibit the long-term growth of commercial building, which is a matter of demographics and economics, not financial gimmickry.

What will reverting to the old math of real-estate development (accelerated depreciation being the new math) mean? To earn a return on investment with 31.5-year depreciation that is comparable to the return provided by ERTA's 19-year write-off will require a higher rent to offset the loss of the tax advantage. But rents will remain depressed until the excess supply of space is taken up. In the meantime, investors will be looking for other opportunities. The need to absorb upwards of 200 million square feet of surplus office space will severely depress new construction for several years.

During this re-entry to reality, a useful benchmark is 250 million square feet—the estimated annual volume of office building that is consistent with the mid-1980s growth of the white-collar labor force and other basic elements of the demand for space. After five years of building at a rate well in excess of this sustainable volume (1981-85 averaged 300 million square feet per year), new construction must fall well below the 250-million-square-foot level until equilibrium is re-established.

The adjustment is already in progress, but it still has a long way to go. The decline from last year's 342 million square feet to an

Our Beauty Is More Than Skin Deep.



- Virtually impervious to absorption for long life and low maintenance.
- More than skin deep, the beauty goes all the way through.

Porcelain tile with through-body color is beauty that won't grow old.

Genesis™ porcelain tile is available in beautiful monochromatic and granite-like colors. Genesis is offered in unpolished, polished and textured surfaces in a wide array of sizes. Genesis can be used in interior and exterior floor and walls.

Now manufactured for the first time in the United States, Genesis is the "ultimate surface." Technology and premium raw materials combined to create a product that has through-body color that won't wear out. A surface hardness greater than granite and water absorption under .01% make for easy maintenance.

Genesis™, the "ultimate surface" combines form and function to offer the discriminating specifier the best of both.



Top Photo: Farm Credit Bank Austin, Texas
Architect: H.K.S. Architects

Out-front in Porcelain Tile Technology

Crossville Ceramics, P.O. Box 1168, Crossville, TN 38555, (615) 484-2110, Telex 53-3097

Circle 31 on inquiry card

1987 National Estimates

Dodge Construction Potentials

Nonresidential Buildings

	1986 Pre-liminary	1987 Forecast	Percent Change 1987/86
Floor Area (millions of square feet)			
Office Buildings	265	210	-21
Stores and Other Commercial	575	535	-7
Manufacturing Buildings	140	145	+4

Total Commercial and Mfg.

Educational	110	106	-4
Hospital and Health	72	71	-1
Other Nonresidential Buildings	138	138	—

Total Institutional and Other

Total Nonresidential Buildings

Contract Value

 (millions of \$)

Office Buildings	\$20,200	\$16,450	-19
Stores and Other Commercial	22,600	21,750	-4
Manufacturing Buildings	6,700	7,300	+9

Total Commercial and Mfg.

Educational	\$ 9,775	\$ 9,925	+2
Hospital and Health	7,525	7,775	+3
Other Nonresidential Buildings	11,375	11,650	+2

Total Institutional and Other

Total Nonresidential Buildings

Residential Buildings

Dwelling Units

 (thousands of units*)

One Family Houses	1,110	1,150	+4
Multifamily Housing	740	600	-19

(*F.W. Dodge basis)

Total Housekeeping Residential

Floor Area

 (millions of square feet)

One Family Houses	1,759	1,817	+3
Multifamily Housing	707	576	-19
Nonhousekeeping Residential	97	83	-14

Total Residential Buildings

Contract Value

 (millions of \$)

One Family Houses	\$ 83,325	\$ 89,075	+7
Multifamily Housing	29,625	24,950	-16
Nonhousekeeping Residential	7,000	6,225	-11

Total Residential Buildings

Nonbuilding Construction

Contract Value

 (millions of \$)

Transportation Construction	\$ 25,825	\$ 24,175	-6
Environmental Construction	13,400	13,850	+3

Total Public Works

Utilities	\$ 2,000	\$ 2,000	—
-----------	----------	----------	---

Total Nonbuilding Construction

All Construction

Contract Value

 (millions of \$)

Total Construction	\$239,350	\$235,125	-2
Dodge Index (1977 = 100)	170	167	

estimated 265 million in 1986 barely reaches the benchmark. To achieve a meaningful reduction of the near 20 percent vacancy rate, new construction will fall as low as 150 million square feet. A second step in that direction, to 210 million square feet, is anticipated for 1987, with still deeper cuts to follow.

If it were not for the concentration of the office surplus in the Southwest, the decline of contracting for new construction might be steeper and the adjustment process shorter. However, continued construction throughout the less overbuilt Northeast and North Central regions, at a moderately reduced rate over the next few years, will support national volume while the South gradually recovers.

• *Industrial.* The long-term decline of the industrial-construction market—from an annual volume of more than 300 million square feet in the mid-1960s to just over 200 million square feet by the end of the 1970s—accelerated in the 1980s as the widening trade gap hastened the shrinkage of the nation's manufacturing sector.

After making a good start at recovery from the recession of 1980-82, contracting for industrial construction stalled during the mid-1980s as imports displaced domestic output. In 1986, despite the improvement of the dollar against the yen and mark, the trade balance worsened, industrial production sagged, capacity utilization declined, and—not surprisingly—industrial construction slipped backwards. Contracting for new manufacturing facilities isn't likely to break out of the 140- to 150-million-square-foot range (where it has been since 1984), until industrial capacity utilization crosses the 80 percent threshold. And that won't happen until the balance of trade in manufactured goods is reversed.

Some of the conditions needed for an improvement in trade are already in place. With interest rates down and with exchange rates moving in favor of the dollar, the expansion of U. S. exports now depends on strengthening demand in sluggish European and Oriental economies. A gradual narrowing of the trade gap, beginning in 1987, should lead to stability of industrial construction at about 150 million square feet for the next several years. During this period, excess capacity will be absorbed and renewed growth will start toward the end of the decade.

• *Retail.* Of the three major categories of commercial and industrial construction, retail building offers the best opportunity for short-run support. In response to the current high rate of homebuilding, the derived demand

for retail building, with its built-in lag, will remain at near-record levels while industrial and office building are temporarily depressed.

Contracting for retail building (stores/shopping centers, warehouses, garages/service stations, etc.) typically ranges from a low of 300 million square feet per year to a peak of 600 million as it follows the housing cycle. After soaring to 600 million square feet in 1985, retail building settled back to 575 million in 1986. Demand for stores and warehouses will ease further in 1987 to 535 million square feet as multifamily housing adapts to tax reform. But anything over 500 million square feet must be considered a good volume for retail building. When it happens three years in a row, it's very good.

• *Institutional.* The balance of the nonresidential building sector, which consists of schools, health-care facilities, public-administration buildings, etc., faces a period of unrealized potential.

Because the underlying need for schools and hospitals is geared to demographics, demand should improve slowly over the balance of the decade when the population pyramid will be growing faster at its extremes for a while. Kids and seniors are what institutional building is mostly about.

The gradual turnaround of more than a decade of waning demographic support comes at a time when local governments will be hard-pressed to respond to it. Municipal bonds, the mainstream of funding for schools, hospitals, and other public buildings, have survived the rigors of tax reform with their traditional tax-free status largely intact. They remain a dependable financial base for most institutional construction. However, the priority of federal deficit reduction targets means an ever-tightening squeeze on grants-in-aid to states and local governments at a time when the expiration of Revenue Sharing will be leaving a \$4-billion annual gap in their budgets. The upshot: greater demands on limited local funds.

The stand-off of favorable demographics and restrictive economics suggests that the volume of institutional building will not increase much in the near future. Contracting is estimated at 315 million square feet in 1987, a total not far from the 1986 volume.

• *Total nonresidential building* Already a year past its peak and facing additional handicaps, total nonresidential building is heading for a 7-percent decline in 1987 to 1.2 billion square feet.

Commercial and industrial building, which slipped 10 percent in 1986 as economic activity lost momentum, now faces an equally



© 1986 Bobrick Washroom Equip.

Look mom, no hands.

New! An extraordinary group of AutoPilot and TouchButton warm air dryers featuring solid state reliability, elegant low profile design, vandal resistance, and amazing durability. Want that good warm feeling? Specify Bobrick's new AirCraft™ Warm Air Dryers in your next washroom design. AutoPilot models with touch free operation, and TouchButton models with on-off feature (for energy savings), both with automatic shut off. Seven gorgeous cast iron vitreous enamel cover colors, 5-year field proven electronics. HandCraft™ Hand Dryers have a unique 2-position nozzle for drying hands and face. HairCraft™ Hair Dryers are ideal for health clubs.

All with low noise levels, even-flow air volume void of hot spots, vandal-resistant cover and nozzle, low profile silhouettes, 5 and 10 year warranties, and competitive prices. For further information contact your local Bobrick representative, or write Bobrick, 11611 Hart Street, North Hollywood, CA 91605-5882. 818/764-1000.



BOBRICK AirCraft™ Dryers

New York Los Angeles Toronto

Circle 32 on inquiry card

1987 Regional Estimates

Dodge Construction Potentials

North-east	CT, ME, MA, NH, NJ, NY, PA, RI, VT		Percent Change 1987/86
	1986 Preliminary	1987 Forecast	
Contract Value (millions of dollars)			
Nonresidential Buildings			
Commercial and Manufacturing	\$ 7,875	\$ 7,400	- 6
Institutional and Other	4,825	5,100	+ 6
Total	\$12,700	\$12,500	- 2
Residential Buildings			
One Family Houses	\$14,400	\$15,675	+ 9
Multifamily Housing	5,500	4,875	-11
Nonhousekeeping Residential	1,050	900	-14
Total	\$20,950	\$21,450	+ 2
Nonbuilding Construction			
Transportation	\$ 5,200	\$ 4,950	- 5
Environmental	2,225	2,425	+ 9
Utilities	450	425	- 6
Total	\$ 7,875	\$ 7,800	- 1
Total Construction	\$41,525	\$41,750	+ 1

North Central	IL, IN, IA, KS, MI, MN, MO, NE, ND, OH, SD, WI		Percent Change 1987/86
	1986 Preliminary	1987 Forecast	
Contract Value (millions of dollars)			
Nonresidential Buildings			
Commercial and Manufacturing	\$10,475	\$10,125	- 3
Institutional and Other	6,150	6,300	+ 2
Total	\$16,625	\$16,425	- 1
Residential Buildings			
One Family Houses	\$13,900	\$15,750	+13
Multifamily Housing	4,775	4,275	-10
Nonhousekeeping Residential	1,175	975	-17
Total	\$19,850	\$21,000	+ 6
Nonbuilding Construction			
Transportation	\$ 5,975	\$ 5,625	- 6
Environmental	3,125	3,275	+ 5
Utilities	300	250	-17
Total	\$ 9,400	\$ 9,150	- 3
Total Construction	\$45,875	\$46,575	+ 2

large decline in 1987 when tax reform becomes effective. The need to absorb the huge surplus of recently built office space is the single biggest obstacle in the nonresidential building market, but not the only one. The persistence of the trade gap will continue to depress industrial construction for the next two years at least.

Back-up support for the nonresidential building market in 1987 will be available from the types of structures that are associated with homebuilding. The sustained, high level of housing starts through 1986 and into 1987 will continue to create demand for retail facilities and other light commercial buildings as well as for several kinds of institutional construction.

Reaction to the office-building boom of the early 1980s will dominate the regional pattern of nonresidential building in 1987. All four major regions will experience a reduced volume of new construction next year, with the largest decline (10 percent) taking place in the overextended South. Nonresidential building in the West is forecast to recede in line with the national average of 7 percent, while the less overbuilt Northeast and North Central regions will show below-average declines of 6 percent and 3 percent in square footage started next year.

An average inflation rate of 3 percent for nonresidential building in 1987 (reflecting the changing composition of next year's building as well as the cost of materials and labor) will bring 1987 contract value to \$74.8 billion, a decline of 4 percent.

• Rehab. Because the inventory of existing buildings not only grows larger each year but also grows older, there is a built-in element of growth in renovation work that is lacking in new construction.

Major alteration projects currently represent 17 percent of total nonresidential construction contract value, up from 12 percent at the last peak of nonresidential building and 7 percent at the one before that. This steady growth of alterations work offers an alternative market for building products which takes on added interest whenever new construction faces a period of cyclical decline.

Public works will continue with local funding as the federal government draws back

Even if the mandate to reduce the federal deficit to an "ideal" \$144 billion this year misses that target by as much as \$20 billion, something important will still have been accomplished. That's the reversal of a trend that has ballooned the annual deficit from \$40 billion at the end of the 1970s to more than \$200

billion seven years later.

Progressive shrinkage of the deficit in the years ahead, even at a rate less than the ambitious Gramm-Rudman targets, will have important consequences for construction—directly, by limiting the availability of federal funds for public works programs and, indirectly, by easing pressure on the credit market.

Reducing the deficit from \$200 billion to the targeted \$144 billion (or even a more realistic \$165 billion) in a period of weak economic growth, without raising taxes, requires more than mirrors and blue smoke. Although the 1987 budget was still not finalized by October 1, it was reasonably clear that federal public works programs are slated to be trimmed next year by at least 4 percent on average. This cutback would reduce disbursements for transportation and environmental construction programs below their 1985 outlays, with the intent of holding close to that level for several years.


Three major legislative bills currently under consideration by Congress—the Surface Transportation Assistance Act, the Omnibus Water Resources Act, and the Clean Water Act—tell something about the future of public works construction. In the spirit of the New Federalism, all three provide for the transition from federal funding to local government financing, or to increased reliance on user taxes, or both.

Although states and localities have already absorbed a larger share of total public works costs over the past several years, they now face new challenges. The elimination of general revenue sharing in 1987 will cut \$4 billion from local government budgets. Localized recessions in the energy-producing and agricultural regions are temporarily turning state budget surpluses into deficits. Tax-exempt municipal bonds for private construction will be curtailed by the new reform code. The road to the New Federalism has many potholes.

• Transportation. Following the 1982 passage of the Surface Transportation Assistance Act with its nickel-a-gallon gasoline tax, highway/bridge construction went on a growth binge. Increases averaged 15 percent annually through 1985—mostly federally funded. In those three years, the STAA tax escalated the annual total of contracting from \$12.3 billion to \$19.6 billion but, in 1986, budgetary restraint called a halt to that burst of growth. A modest rise of 6 percent will occur this year, to \$20.7 billion. It will stem entirely from the limited resources of state governments.

An
Unforgettable
Sighting.

ECLIPSE™ reflective
from LOF Glass.



ECLIPSE™ reflective glass is different. Strikingly different. • Its tones are shades of blue. Dramatic. Unambiguous. Without the milky, yellowish cast of some pyrolytically coated architectural glass. • Whether used in low, mid or high rise structures as first or second surface, ECLIPSE reflective can lend substance—and impact—to the right design. • Yes, there are other more practical reasons to choose ECLIPSE glass. Reasons like solar control. Post-temperability. A remarkably low absorption characteristic. And availability that verges on the immediate. • But the best reason to call on ECLIPSE glass is still the simplest: *It looks so beautiful on a building.*

ECLIPSE™
Reflective Glass



A member of the Pilkington Group

Philadelphia	(800) 523-0133 Out-of-State (800) 331-1910 In-State
Chicago	(800) 262-4787 Out-of-State (800) 327-7008 In-State
Atlanta	(800) 438-2330 Out-of-State (404) 242-8860 In-State
San Francisco	(800) 843-8552 Out-of-State (800) 247-7764 In-State

Circle 33 on inquiry card

1987 Regional Estimates

Dodge Construction Potentials

South AL, AR, DE, DC, FL, GA, KY,
LA, MD, MS, NC, OK, SC, TN,
TX, VA, WV

	1986 Pre- liminary	1987 Forecast	Percent Change 1987/86
Contract Value (millions of dollars)			
Nonresidential Buildings			
Commercial and Manufacturing	\$18,650	\$16,275	-13
Institutional and Other	10,750	10,950	+ 2
Total	\$29,400	\$27,225	- 7
Residential Buildings			
One Family Houses	\$32,775	\$33,900	+ 3
Multifamily Housing	10,225	8,150	-20
Nonhousekeeping Residential	2,600	2,450	- 6
Total	\$45,600	\$44,500	- 2
Nonbuilding Construction			
Transportation	\$ 9,625	\$ 8,900	- 8
Environmental	5,250	5,125	- 2
Utilities	575	625	+ 9
Total	\$15,450	\$14,650	- 5
Total Construction	\$90,450	\$86,375	- 5

West AK, AZ, CA, CO, HI, ID, MT,
NV, NM, OR, UT, WA, WY

	1986 Pre- liminary	1987 Forecast	Percent Change 1987/86
Contract Value (millions of dollars)			
Nonresidential Buildings			
Commercial and Manufacturing	\$12,500	\$11,700	- 6
Institutional and Other	6,950	7,000	+ 1
Total	\$19,450	\$18,700	- 4
Residential Buildings			
One Family Houses	\$22,250	\$23,750	+ 7
Multifamily Housing	9,125	7,650	-16
Nonhousekeeping Residential	2,175	1,900	-13
Total	\$33,550	\$33,300	- 1
Nonbuilding Construction			
Transportation	\$ 5,025	\$ 4,700	- 6
Environmental	2,800	3,025	+ 8
Utilities	675	700	+ 4
Total	\$ 8,500	\$ 8,425	- 1
Total Construction	\$61,500	\$60,425	- 2

Legislation required to extend STAA beyond 1986 and provide future funding for highway, bridge, and mass-transit construction still awaits Congressional approval. This forecast assumes passage of the House bill which, though less restrictive than the Senate version, would nevertheless freeze federal funding of transportation projects for fiscal years 1987 through 1991 at a level 4 percent below 1986 outlays. The 1987 downward step in federal dollars, along with an expected cutback of state funding (according to a survey of state DOTs), points to an overall decline of 6 percent in current dollar contracting next year (a 10 percent reversal in constant-dollar value).

• *Environmental.* For the past 15 years, EPA construction grants authorized under the Clean Water Act have been the origin of funds for the construction of waste-water-treatment facilities. It is currently proposed, however, that, beginning in 1989, a program of locally administered loans be substituted for these federal grants. For the time being, construction of sewer and waste disposal facilities is dangling between the phase-out of one program and the start-up of the other.

The transition from grants to loans is to be specified in the still unsettled Clean Water Reauthorization Act. For 1987 it must be assumed that either this act or temporary stop-gap legislation will sustain EPA-grant funding at a level close to 1986 disbursements. With the recent high volume of residential building putting a strain on local waste-treatment facilities, higher local-government outlays—financed mainly by municipal bonds—will boost total contracting for sewer and waste disposal systems by 2 percent to 3 percent in 1987.

Water resources (dams, reservoirs, river and harbor development) are one part of the federal infrastructure budget capable of sustained expansion over the balance of the decade. Proposed legislation would authorize between 170 and 230 new construction projects (valued at \$13 to \$20 billion), and the Administration is willing to back such water-resource development as long as local beneficiaries are willing to share in the cost, as the bill requires.

• *Total public works construction.* Without the Surface Transportation Assistance Act, public works construction in the 1980s would have been another story entirely. In its first four years (1982-86), this user-fee program has channeled an extra \$20 billion into the construction of roads, bridges, and mass-transit facilities, mainly through its five-cent fuel tax. The

difference STAA has made amounts to roughly two-thirds of the entire increase in all public works contracting since 1981. Putting a lid on STAA disbursements, as forthcoming legislation proposes, will soon deprive the public works market of its major source of thrust. Nor is there much prospect for growth of environmental construction. The transition from direct federal funding of waste-water-treatment facilities to reliance on loans and user fees suggests, in the short run, that less rather than more construction will be taking place.

The five-year recovery/expansion of public works construction is now flattening out, but no serious setbacks lie ahead. Following the surge of transportation-related projects, which carried total public-works construction from \$25 billion in 1981 to almost \$40 billion in 1986, contracting is now settling into a \$38- to \$40-billion-a-year groove. It will stay there as long as federal funding is restrained.


One by-product of the Gramm-Rudman deficit-reduction targets will be an accelerated implementation of the New Federalism—the transfer of the responsibility for domestic programs from federal to local government. Public works construction will survive the change—mostly through increased state taxes and a wider application of user fees—but not without an extended period of adjustment when growth will be absent.

The big story on housing will be interest rates

The difference between a large and a small decline in total construction contracting next year depends on housing. As long as the residential side of the construction market can retain most of its current vitality, homebuilding will continue to neutralize some of the inherent weakness in nonresidential construction as commercial, industrial, and public works markets ride out their special problems.

The basics—the demographic underpinning of demand for shelter, and the credit that makes demand effective—will remain supportive for a while. But not even the housing market will be completely immune to the issues of 1987. Because rental housing has been overdeveloped in recent years by the lure of tax shelters, this part of the market (like offices, but not to the same extent) is due for a correction as tax reform is brought to bear. This puts the burden of sustaining the critical residential sector squarely on single-family building. The problem: that building is already so good there's little room

THE INVISIBLE FLOOR OUTLET



Architects flip over our Flip-Top® electrical floor outlet. Here, finally, is the ideal aesthetic mode . . . a fitting that completely disappears from sight while offering every functional advantage. The unit is recessed into the floor during concrete pouring and remains hidden beneath the carpet until activated. The carpeting is "velcro" attached to the hinged polycarbonate

cover so that when it is closed and operable, the flush carpet continues to conceal the unit from sight. Metal parts are always completely hidden.

What's more, our Flip-Top is dual service, simultaneously accepting both high and low tension wiring. And, it is U. L. Listed.

Let us show it to you. You'll flip your lid.



For complete information, write:

rci Raceway
Components
Inc.

DESIGN COMPONENTS FOR ELECTRICAL RACEWAYS
263 Hillside Avenue, Nutley, New Jersey 07110 Phone 201-661-1116

Circle 34 on inquiry card

for improvement.

The demographics of the housing market change little from one year to the next. Mid-1980's rates of household formation and replacement indicate an average annual shelter requirement of close to 2 million units. Nontraditional forms of housing (manufactured/mobile homes) supply about 250,000 units of this need, leaving the demand for conventional, site-built single and multifamily units between 1.7 and 1.8 million units per year.

For the past several years, housing starts have consistently reached the upper end of this range. Why? Falling mortgage rates offered the opportunity to satisfy an extra layer of deferred demand carried over from the depressed early part of the decade. Deferred demand is never a dependable market force and, at prevailing mortgage rates and housing prices, it appears to have subsided. In 1986, rising vacancy rates are an indication that for the first time in the 1980s, there is a moderate excess of rental housing. Its existence points up one limitation to sustaining this year's volume of 1.85 million units.

The interest-rate outlook is more reassuring. There is little justification for a rise in long-term interest rates in the foreseeable future, and more than enough reason why rates should hold (or better, decline a bit more). Inflation is not a serious threat. Stubbornly high real interest rates are an important contributor to the trade imbalance and need to be brought down. But more urgently, the combination of deficit reduction and tax reform in 1987 will bring an unwelcome dose of fiscal drag to an already burdened economy. As federal revenue outpaces expenditures, and as the business sector is required to bear a larger share of the tax load, the economy will be deprived of whatever stimulus it now draws from these sectors.

Fiscal drag is a handicap to economic growth under any circumstances. It is particularly unwelcome at a time when an adverse trade balance is already depressing the industrial sector. Without an offset to the repressive side effects of deficit reduction and tax reform (both desirable goals in themselves), the 1987 economic outlook becomes a choice between stagnation and borderline recession. This gives the Federal Reserve at least two good reasons for monetary accommodation: to support the domestic economy by leaning against the shift to restrictive fiscal policy, and to influence the dollar's exchange rate in international transactions. For

the short run—1987—it is assumed that mortgage rates will not stray far from their recent 9 3/4- to 10-percent range, giving continued support to the credit-sensitive, single-family building market. Over a longer period—perhaps the rest of the decade—the forces that are bringing stability to interest rates are reshaping the entire construction market. Call it monetary/fiscal role reversal. For much of the early half of the 1980s, government economic policy could be described as "loose fiscal/tight monetary." Highly stimulative fiscal policy (the Kemp-Roth tax cut, ERTA's supply-side investment incentives, wide-open deficit spending) was accompanied by severe monetary restraint and sky-high interest rates. To the construction sector, this meant a three-year crunch for housing and a simultaneous boom for commercial building.

For several years ahead, Gramm-Rudman deficit targets and tax reform constitute a commitment to fiscal restraint. With inflation under control, monetary policy—through a series of cuts in the discount rate—has brought interest rates to their lowest since the 1980s began. For as long as it lasts—and that means as long as the deficit issue has a high priority—this radical turnabout of national economic policy reverses the basic thrust of the construction sector. It will be a handicap to high-rise commercial building as well as to public works construction. It will liberate the most credit-sensitive parts of the market: housing and its derivatives—stores, other light commercial building, and many kinds of institutional construction.

• 1987 housing outlook
Evaluation of the key factors affecting housing demand in 1987 leads to a forecast of 5 percent fewer housing starts next year.

Tax reform will make the biggest difference, and the inevitable decline of multifamily building is already under way. Stability of mortgage rates will be generally supportive of single-family building through 1987, although regional dynamics indicate that next year's overall gain of up to 5 percent will be confined to the Northeast and North Central regions—the latecomers to the mid-1980s housing recovery.

The prospect for slightly more single-family houses and significantly fewer apartments adds up to a 5 percent decline of total dwelling units started in 1987 (1,750,000 vs. this year's 1,850,000). Owing to a different mix of housing, the decline of total square footage, which is a better gauge of building products demand, will be only about 3 percent. The aggregate

value of next year's residential building, assuming 3.5- to 4-percent inflation, will remain even with the 1986 total of \$120 billion.

What kind of decline is this?

Will 1987 bring a crash or a soft landing? In the absence of a credit crunch, the cyclical decline of the construction sector will be long and gradual rather than quick and severe. The initial step down in 1987 is likely to be a small one.

The arguments for an extended decline of construction activity that will cover most of the remainder of the decade are persuasive:

- Some construction markets face several years of limited demand. The commitment to deficit reduction implies a long stretch of budgetary restraint and a continuing scarcity of funds for public works construction. The troublesome trade gap, which is the most immediate impediment to GNP growth, will not be closed quickly. Substandard economic growth means excess manufacturing capacity, weak business capital spending, and little improvement in industrial construction in the foreseeable future. For these categories, conditions in the second half of the 1980s indicate stagnation rather than decline.

- Some construction markets will be making an overdue adjustment to excess supply. By revoking ERTA's accelerated-depreciation provision, the 1986 tax-reform act has greatly changed the mathematics of real-estate development. An extended period of sharply curtailed building is inevitable as the glut of tax-shelter offices, hotels, and apartments is absorbed. These building markets are where the deep declines will be concentrated during the next several years.

- Some building markets will provide a base of continuing support not usually available during cyclical declines. The prospect of relatively stable interest rates at close to current levels means that construction of owner-occupied housing (single family and condos) will achieve a high percentage of their demographic potential during the second half of the decade. In addition, the prospect of a shallow housing cycle implies sustained secondary support from retail building as well as some types of institutional construction. These building markets will help to limit the depth of the decline of total construction while the vulnerable markets adapt to change.

For some categories of construction, and for some regional markets, the reversal of the construction cycle has already begun and it will broaden and deepen over the next few years. In 1987, the trade-offs between

strengths and weaknesses will not work as well as they have in 1986, when total construction contract value is rounding the peak.

A group of building types making up roughly half the total—commercial and industrial buildings, multifamily housing, and public-works construction—will decline an estimated 8 percent next year paced by a drop of nearly 20 percent for offices. The other half, consisting of single-family housing and institutional buildings, has a potential for a collective gain of as much as 6 percent, leaving 1987's total construction contract value at \$235 billion, a setback of only 2 percent. Allowance for inflation indicates a 5 percent decline in the constant dollar value of newly started construction next year.

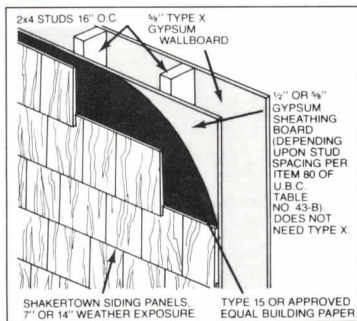
*Prepared October 1986
by the Economics Department
McGraw-Hill Information
Systems Company,
George A. Christie, vice president
and chief economist*

*Copyright©1986 by McGraw-Hill,
Inc., with all rights reserved*

THE SHINGLE BEST WAY TO MEET FIRE CODES.

Cedar shingles are a beautiful way to finish a building. But the ugly fact is they can get very expensive when you have to meet one-hour firewall codes.

The answer? Shakertown Siding. It meets the fire codes, installs in a hurry,



and looks just like Western Red Cedar shingles.

That's because it is Western Red Cedar shingles, permanently

bonded to a plywood backing.

So when you specify Shakertown over gypsum board, you get a code-

approved firewall assembly. And since Shakertown is constructed like siding, it goes up like siding.

Fast. Easy. Without the cost of extra plywood. Without the cost of special labor.

Of course, there are other ways to meet fire codes this beautifully. And other ways to meet them this fast.

But there's simply no shingle way to do both at once.

SHAKERTOWN[®] SIDING

For free technical bulletin, call Joe S. toll-free 1-800-426-8970. In Washington state call 206-785-3. Write P.O. Box 400-AR-P-11, Winlock, WA

Circle 35 on inquiry card

Architect: David Furman/Architecture
Developer: The Lake Norman Company



Marketing: What's new in communications

This year's awards by The Society of Marketing Professional Services reveal the latest in materials and techniques used to reach clients

By Rolf Fuessler

Recently, a transplanted Bostonian returned after a four-year absence, only to stop in front of a building that architectural critics, neighborhood groups, and ordinary folk universally panned. He admired it for its green windows; for him, they had "a certain dramatic charm."

Like buildings, each design firm's brochure or other marketing-communications material is an amalgam of elements designed to evoke a reaction. Sometimes the reaction of potential clients isn't what the design firms want.

Still, if we can imagine that 12 judges represent a microcosm of clients, their reactions to over 750 entries in the last three years to the SMPS awards program has been amazingly consistent.

The effect that design, image, and message had on the judges leads to a number of conclusions

• *If you can't say it briefly, don't say it at all.* One of the most frequent flaws of otherwise carefully designed and executed marketing material is an overabundance of copy. If our founding fathers could state in a few hundred words how this country would be run, a firm ought to be able to state what they will do in less.

• *Give your audience information it can use.* The most successful marketing communications are those that give the audience information on which to base a decision—whether it is immediately to contact your firm or to think about a need that might lead to that result. Two very successful special-market brochures in the past two years gave potential clients a framework for decisions in office-space planning. Little wonder that many clients did, in fact, commission the two firms that helped them know their needs.

• *Less in a layout is more.* The most striking printed communications are those that use sparse arrangements of photos and graphics. In observing how judges review brochures, I've noticed that they spend more time with those that follow this rule. By trying to cover everything possible, a firm indicates it doesn't know what it wants to say or what its audience wants to see.

• *Dare to be different.* As one judge stated last year, "Most material formed a middle ground of competent products that, like dutiful children, were marred by predictable sameness." Substituting one architect's name for another wouldn't have made much difference. Those communications that attempted to be different or unique, whether it worked or not, received more attention.

• *Be visually arresting.* Often, promotions material fails because of less-than-outstanding graphics or photography, even when it is sparsely arranged. If you line up eight or nine brochures, you quickly see which photography is outstanding and which is only adequate, and how outstanding graphic design draws your interest while mediocre graphics repel.

• *Research your market.* Spending thousands of dollars on a brochure, ad campaign, or direct-mail without research is, at best, roulette.

• *Make them laugh.* Often, humorous photos, headlines, or copy help draw people into promotional material—especially direct mail, advertising, and special events. Finding a humorous way to make your point sets you apart from your somber competition.

• *Be consistent.* Once a firm has decided on its "image," consistency in all its graphics and promotional messages is a key to having clients understand its identity.

How, then, would these principles apply to this year's winners?

The judges this year were: Greg Fern of architects Setter, Leach & Lindstrom, Minneapolis; Jon Amos of architects Loschky Marquardt & Nesholm, Seattle; Sally Rasmussen of architects, Smallwood Reynold Stewart & Stewart, Atlanta; Kirk Bobo of the Hnedak Bobo Group, Architects, Memphis; Barbara Welanetz of the Harvard University Graduate School of Design, Cambridge, Mass.; Dianne Ludman of architects Stubbins Associates, Cambridge; Gordon Wright, of *Building Design & Construction*, Des Plaines, Ill.; Tom Brightman of engineers Walter P. Moore and Associates, Houston; Mary Findlen of engineers Edwards & Kelcey, Livingston, N. J.; Lowell Williams of graphic designers Lowell Williams Design, Houston; Stephany Hamrill of engineers Syska & Hennessy, Culver City, Calif.; and Scott Robertson of BE&K Construction Company, Birmingham, Ala.

And what did these judges pick as the winning entries?

• **Corporate brochures** (Jury chair, Sally Rasmussen). In the more than 50 brochures submitted, there was a trend away from flexible binders in which material can be easily kept up to date. Brochures that impressed the judges came from research leading to particularly creative concepts and contained outstanding photography, sparingly used, and terse, well aimed messages.

First place: The *George Hyman Construction Co.*, Bethesda, Md. Restrained graphics produce the desired image of a big successful firm that hasn't lost sight of details,

client concerns, nor quality workmanship.

Second place: *Clark Tribble Harris & Li Architects*, Charlotte, N.C. An aggressive positioning of the firm in the Washington, D. C. and New York City office markets is enhanced by an urbane brochure design.

Third place: Architects *Jung/Brannen*, Boston. The most flexible format among the winners allows the brochure to be sent out alone or in a special container along with various special-market pamphlets, reprints, etc.

• **Special market brochures** (Jury chair, Dianne Ludman). Most entries failed to rise above the industry norm of a professional approach to a one-time effort for a specific market. The winners again illustrated some or all of the successful principles seen previously.

First place: *Haley & Aldrich*, Cambridge, Mass. A book, whose pages of time-lapse photos are meant to be flipped, documents the dynamiting of a building to make way for new development. This arresting, unconventional concept engages the potential business client and makes him aware of the firm's involvement in the development phase of its projects.

Second place: *Gensler & Associates*, San Francisco. A report on the state of the art in law firm interiors goes beyond self promotion to educate potential clients. Containing informative text, charts, and statistical diagrams based on technical research, the report establishes the firm's expertise in this special market.

Third place: *Cox, James & Associates*, Phoenix. This brochure on commercial interiors demonstrates careful execution and sparse elegance.

The photos and printing are of the highest quality.

• **Magazines** (Jury chair, Gordon Wright). Once again, the basic principles were borne out—including, in the honorable mentions, humor.

First place: *CH2M Hill*, Denver "Reports" is a 12- to 16-page quarterly publication with a circulation of 20,000. It has strong color photography and varied layouts of graphics and text to hold readers' interest, photo (1), page 47.

• **Newsletters** (Jury chair, Stephany Hamrill).

First place: *International Design Center*, New York City. Large pages (11 by 17 inches) contain lively graphics and brief but informative text.

Second place: *Sverdrup Corp.*, St. Louis. Four-color augments well written text, all printed on high-quality stock.

Continued

The best investments around aren't sold on Wall Street.

In fact, most people on Wall Street probably don't even consider them investments.

But they *should*. And so should you.

Because these investments not only give you a high return on your money. They guarantee it.

They're energy-saving Sylvania lamps. And they prove that the cheapest lamp isn't necessarily the least expensive.

Take our Sylvania SuperSaver® fluorescent lamp for example. It costs more than the standard 40-watt fluorescent lamp, but uses 7 watts less. At the national average electric rate of 8 cents per kilowatt hour, the SuperSaver cuts energy costs by \$11.20 over the operating life of the lamp.

These savings in energy costs result in a 173% annual return on your incremental investment. Even if the standard

lamp were *free*, you'd be losing more than \$8.00 by not switching to a SuperSaver fluorescent.


ROI varies from lamp to lamp. But any of our exclusive energy-saving Sylvania fluorescents, incandescents and H.I.D. lamps give you a better return than stocks, bonds, other conventional investments.

So if you're looking for a great return for your money, where do you look on Wall Street? Just call **1-800-LIGHTBULB** (or if you prefer, contact your IED Independent Electrical Distributor or write GTE Products Corp., Sylvania Lighting Center, Danvers, MA 01923). Circle 36 on inquiry card

SYLVANIA

GTE






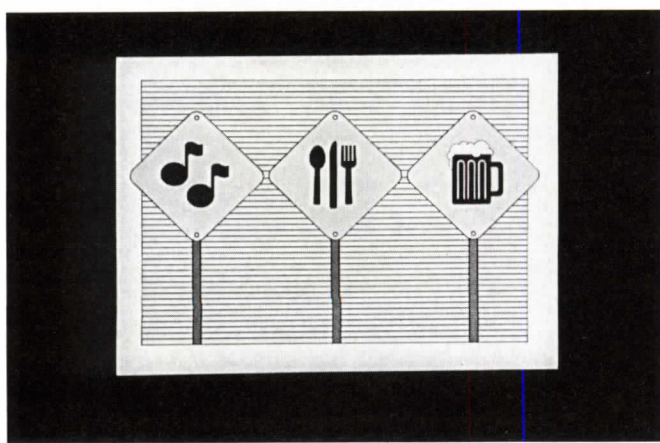
1



2



3



4

Third place: *Mott Mobly McGowan & Griffin*, Fort Smith, Ariz. (2). Format and message are executed with ample clarity, forethought, and organization.

• **Corporate identity**
(Jury chair, Lowell Williams). This category had the strongest of the entries.

First place: *FORMA*, Seattle. The logo of a colored sphere is used on all printed matter and symbolizes the firm's global activities and ability to serve an international clientele.

Second place: *Henry Milton Roberts Tan*, Houston. A logo of four colors in a strong band symbolizes the four principals and stands out crisply on the page.

Third place: *Buss Silvers Hughes & Associates*, San Diego. These embossed, stylized letters form a logo that is, at once, humorous and disciplined.

• **Direct mail**
(Jury chair, Greg Fern). Effective direct mail must, above all other categories, offer something of value to the reader if it is to be read.

First place: *Earth Technology Corp.*, Long Beach, Calif. A limited edition of commissioned photographs in a handsome envelope portrays these consultant's sensitivity in working with the earth. The restrained execution and clearly defined objectives set this entry apart from all others in any category, resulting in its designation as "Best of Show."

Second place: The *International Design Center*, New York City (3). Multiple mailings, each with a brief, to-the-point message, are given consistency through bold graphic typography and a vibrant color palette.

• **Special-event notices**
(Jury chair, Tom Brightman). Submissions varied from a firm's extensive anniversary program to a notice of an emergency move after another firm's headquarters was destroyed by a tornado.

First place: *Vickery, Moje, Drinkard, Oakland, Architects*, Charlottesville, Va. Dramatic colors and graphics set apart an invitation to an open house and are well correlated with the text.

Second place: *Curtis Cox Kennedy*, Philadelphia. A pop-up announces an office move in a clear and memorable way.

Third place: *Ayres Associates*, Eau Claire, Wis. (4). "Traffic-stopping" graphics for a trade show party for highway officials are used on invitations, napkins, etc.

• **Advertising**
(Jury chair, Jon Amos). The caliber from designers has risen dramatically in the past three years. Firms are beginning to understand the delicate relationship

between the intangible quality of their work and the power of visible graphic identity. Those ads most highly regarded by the judges had few images of architectural elements, but displayed firms' concerns for client needs.

First place: *ADD, Inc.*, Cambridge, Mass. A precisely aimed series promotes name recognition among developers in a new geographic region. Each ad shows spirit, action, and creativity and delivers a direct, memorable message that can be easily grasped in three to six seconds.

• **Annual reports**
(Jury chair, Scott Robertson). The entries were limited because few design firms are publicly held. However, other motivations may cause a firm to publish an annual report.

First place: *Greiner Engineering, Inc.* Photos of firm officials with clients emphasize the company's ability to work well with the latter group.

Second place: *CH2M Hill*, Denver. Although the firm is privately held, it finds an annual report to be a good marketing tool.

• **Communications programs**
(Jury chair, Barbara Welanetz). This category is for comprehensive coordinations of all of a firm's marketing efforts.

First place: *Gensler & Associates*, San Francisco. Jury members were unanimous in their selection of this highly professional performance, all done with distinctive and distinguished graphics that clearly identify the firm and straightforward text.

Mr. Fuessler is head of Fuessler Communications in Boston, which specializes in public relations, advertising, and marketing for design firms. This year concludes his chairmanship of the awards program.

Get showered through the mail.

YES, shower me with 66 years of washroom and shower room design experience! Send me "Bradley's Washroom & Shower Room Design Kit"—free!

Name _____
Title _____
Company _____
Address _____
City _____ State _____ Zip _____
Telephone (____) _____

Mail to: Bradley Corporation, Dept. A., 9101 Fountain Blvd., Menomonee Falls, WI 53051

AR116

OR CIRCLE
READER SERVICE
NUMBER



Get Bradley's FREE Washroom & Shower Room Design Kit.

This handy kit is filled with over 90 pages of practical planning and design ideas, tips, and layouts. It's a must for anyone involved in high-usage washroom and shower room design.

You'll find problem-solving approaches on over 30 subjects,


including: barrier-free code compliance, efficient traffic flow, water conservation, and privacy concerns. And it's all based on Bradley's 66 years of experience. The kit even includes a useful fixtures template ($\frac{1}{8}$ " and $\frac{1}{4}$ " scales).

Clean up on Bradley's experience—send for your free kit today. Circle the reader service number. Or mail the coupon.

Bradley CORPORATION
We get the job done better.



EVEN AFTER 20 YEARS, THIS IDEA STILL HOLDS WATER.



BITUTHENE.[®]

The waterproofing system engineered to keep water out. Once and for all.

Twenty years ago, we introduced a bold way of guarding structures from the ravages of water and time — Bituthene. And it has been preserving the integrity of foundations, plaza and parking decks, subways and tunnels ever since. Now more than 2 billion square feet of Bituthene protection have been installed around the world.

Once it's in place, it's in for good. A rugged, pliable, self-adhering membrane system that was

built to go in once. To go in easily. To stay put. Resist cracking. And never stop working. No matter what the climate.

And it comes to you armed with Grace technical expertise and engineering experience. Protect your structures with a water-tight idea. Bituthene — the waterproofing system with a proven past.

GRACE
Construction Products

Canon presents your personal print shop.



Here's the laser beam printer from the company that pioneered desktop laser beam printing.

From the shortest memo to the longest report, the Canon LBP-8 A1 makes everything you print look hot off the presses. Your output will look so professional you'll think it came from a print shop.

The LBP-8 A1 is incredibly fast, producing copy at a rate of 8 pages per minute, and because it's non-impact, it prints so quietly that you'll hardly know it's working.

This versatile printer lets you use a wide range of plug-in fonts. And Canon's replaceable cartridge

system makes it virtually maintenance-free.

To set up your own personal print shop, get the Canon LBP-8 A1, or the LBP-8 A2 with full graphics capability. You're sure to make a favorable impression with everything you print. To learn more about Canon's advanced laser beam printers as well as the complete line of wire dot matrix and bubble-jet printers, call 1-800-453-3307. (In Utah, 1-800-662-2500.)


Canon
PRINTERS
Printouts that stand out.

Canon U.S.A., Inc., Printer Division, P.O. Box 619865, Dallas/Fort Worth Airport, Texas 75261. © 1986 Canon U.S.A., Inc. Printility is a product of Metro Software Inc.

Circle 40 on inquiry card

Architectural education: Is jury criticism a valid teaching technique?

by Sarah M. Dinham



"If you really want to know about our architecture program," they say, "come to our third-year jury next week. That'll show you a lot about what we do."

Well, yes. And then again, no. Juries have long provided the fuel for heated discussion among students and faculties. Although some juries are models of educational stimulation, in general the widespread concern about juries yields no unanimity about remedies. In these pages, after casting architectural school juries in the context of architecture's traditions of criticism, I argue for a quality of juror termed the "reflective juror," after Donald Schon's "reflective practitioner."

Criticism is "what we do"

While the jury may be the educational mechanism, the underlying theme is criticism. Criticism is indeed "a lot about what we do." Rooted in the traditions of artistic judgment, the arts of criticism permeate every corner of the field. That criticism is fundamental to architectural thought is indisputable; it follows that criticism therefore must be fundamental to architectural education.

Every treatise on architectural criticism holds a message for architectural education. As one example, consider Peter Collins' *Architectural Judgement*¹, neither contemporary nor exhaustive, but influential in dissecting professional

judgment for our scrutiny. Treating judgment as evolutionary, rational, and contextual, Collins implies criteria useful in designing our own juries. For example, his discussion of whether architectural judgment is rational challenges us to consider whether and how jury criticism may be a rational process. In discussing several contexts of critical judgment, he illustrates the multifaceted judgments jurors are called upon to offer. Even more pertinent to educational juries are Collins's discussions on the criteria by which judgments are made and conveyed. While his construction of scientific criteria for architectural judgment is inexplicably narrow—limited to building-performance research and questions about exact norms for architectural design—the larger question of architectural judgment by scientific *vs* artistic criteria is relevant for jurors.

There are pedagogical arguments as well as these philosophical arguments for basing juries in sound criticism. In their juries students see their first example of experienced, academic, practicing architects demonstrating the thinking that is at the core of the field. The tradition of criticism comes alive in the jury. If we want students to learn that *thinking architecturally* is more than adopting, executing, and defending personal likes and dislikes, the lesson must begin in the jury. Students whose jurors have over the years rested their arguments in their tenaciously held but unexplicated private opinions will come to believe that rigorous thinking is unnecessary in architecture. They will conclude that their passing opinions are the only criterion by which they should judge their own work.

We must design our juries as models for the thinking we value in our students. Our juries should demonstrate criticism at its very best: reflective, artistic, analytic, and eloquent expressions by thoughtful, experienced professionals.

Criticism of the jury

Juries are widely criticized—often superficially and negatively, often analytically and justly. Originating both within schools and without, both by students and by faculties and other jurors, including visiting practitioners, criticism of the jury system deserves attention.

Careful analysis of jury practices themselves can be traced as far back as Abercrombie's work at the Bartlett School, and more recent writers have highlighted problems with juries as they have scrutinized design teaching. Threaded throughout the report of the *Architecture Education Study*²

The traditional system of jury criticism as a fundamental technique in architectural education has long been a point of debate. Dr. Dinham, after considerable research, shares her provocative thinking on the subject

are revealing vignettes of brilliant critiques, colossal miscommunications, jurors at cross purposes, student and juror vulnerability, eloquent discourses, revealing insights, and intricate interplays among critics and jurors. In that report, Argyris's chapter is among the most specific in analyzing the tension between jurors' avowed intentions and the realities of their actions and words. For example, he uses the term "mystery/mastery" to illustrate how critics and jurors will employ mystifying language both in juries and elsewhere to display their personal mastery of architectural wisdom and skill, often to the utter confusion of students or colleagues, who in turn must mask their confusion with impenetrability intended to convey expertise. While the *Architecture Education Study* was not intended to criticize juries, and in fact illustrates some remarkably able teaching and inspired juries, most architects confronted with the study's narratives of juries will agree that there is much to improve.

Confirming that the jury as an educational technique leaves something to be desired, Anthony's³ current research finds that there is widespread discontent with the jury system in education, with only a "minimal level of learning about design" occurring at best, and at worst the most superficial, impulsive criticism being imposed upon psychologically vulnerable students in poorly designed educational contexts. The widely touted values of juries as scholarly seminars were rarely, if ever, seen. Altogether, the fine tradition of criticism escaped notice by the students, faculty, graduates, and jurors Anthony interviewed and surveyed.

In these pages some time ago, a passionate and protracted discussion about studio instruction raised several important themes that can illuminate our thinking about juries. Rapoport's (RECORD, October 1984, page 100) argument to reduce the dominance of the studio, a masterful argument for better—as well as less—studio instruction, included profound implications for juries. He argued that since there is no valid theory of design, and since there are few principles of design on which an overarching strategy of design instruction can be based, design instruction as we habitually practice it should be de-emphasized in favor of some other goals. Although subsequent (RECORD) writers opposed Rapoport's premises, many of Rapoport's points might also be made about juries. For example, we could heed his advice to stress ideas, theory, and knowledge, and

to avoid the pretense of unclear evaluative criteria.

Hurtt (RECORD, January 1985, page 49) cast his comments on studio teaching, and particularly teachers' assessments of their students' work, within the traditions of criticism. Arguing for a knowledge base on which studio criticism should rest, Hurtt speaks as well to jurors: "The critic is obliged to place his criticism within the framework of a knowledge base available to the student. Veiling that knowledge base is anti-academic and less than honest."⁴ Hurtt and others contributing to this series have exposed the lazy jurors who express likes and dislikes without foundation, who use the jury as a platform for rambling on whatever topics flit through their minds, who represent their private and unsubstantiated feelings as scholarly criticism.

Juries serve many purposes

As previous RECORD articles have illustrated, and as experienced architecture faculties and jurors know, architectural juries serve many purposes. Three categories of purposes have become clear in my own research on studio instruction; at least two, if not all three, purposes will be intermingled in any end-of-project design jury with advanced undergraduate students. I have seen no juries that addressed only one of these purposes. Shifts among purposes occur swiftly and often jurors are simultaneously addressing different purposes.

The jury might be intended to criticize *individual students'* own designing as it is demonstrated in the work they present. It is the individual-learning purpose to which Rapoport, Hurtt, and others refer when they discuss studio teaching and imply as well how juries might best be employed. It is this purpose that Anthony assumed was in the minds of students and jurors: both Anthony and the *Architecture Education Study* found that this purpose is not always adequately addressed.

Individually focused juries are also sometimes said to simulate the life of the practicing architect. Usually, however, when practice simulation is intended, the purpose is still individual criticism. What is simulated is external—for example the need for grace under pressure—rather than internal—the mental activity of a busy and skillful architect.

Or, the jury might be intended for *general instruction*—as a means of teaching the entire group of students about design. A jury solely for group teaching would be conducted differently from one whose sole purpose was criticism of individual student work; Anthony's

Sarah Dinham, Ph. D., is a lecturer in the College of Architecture and associate professor in the College of Education at the University of Arizona, Tucson. Her research examines teaching and learning in professional fields such as architecture and medicine. During her recent sabbatical leave she studied design education in several eastern schools of architecture. At the University of Arizona she continues research and writing on architecture education and teaches a seminar for architecture graduate students contemplating academic careers.

Vicon's Gemini... More Than Meets the Eye.



These tiny hidden cameras may actually never meet the eye.

Vicon's Gemini concept of closed-circuit television surveillance is based on the ability to place a video camera side-by-side with track lighting. And never be noticed.

Made possible by advances in solid-state video cameras, Vicon's tiny black-and-white or color CCDs are neatly nested in very special housings identical to several of Halo's most widely used Power-Trac lampholders. When combined, our Gemini Twins become "invisible."

Halo's Power-Trac Systems are shedding light everywhere. Now Vicon's Gemini Twins let you "see." In museums protecting art treasures, in retail stores curtailing theft without discouraging shopping, protecting public buildings, lobbies, guarding newborn babies in hospital nurseries. The applications are endless.

And the advantages are endless too. Economy. Dependability. Ease of installation. All-environment video designed to go unnoticed.

Vicon, thinking of solutions before the problem.



Halo and Halo Power-Trac are registered trademarks of Cooper Industries Inc.



For more insight, write Vicon Industries Inc., Department 686, 525 Broad Hollow Road, Melville, New York 11747. Or call toll-free 800-645-9116 (in New York call 516-293-2200).



recommendations include suggestions for such an approach. In our research we have seen skillful jurors shift gracefully from individual to group focus, making clear to students and fellow jurors the purpose of the shift; we have also seen clumsy jurors focus uselessly on an individual student when the entire group was the intended audience.

Additionally, the jury might serve the faculty and advanced students as an arena for *scholarly exchange*, as a seminar on topics of the jurors' special expertise. Seminar-juries are seldom advertised as such, except by rumor: "Be sure to hear Smith-Jones tomorrow afternoon: it'll be a terrific jury." More often these scholarly exchanges take place as part of a jury principally serving another purpose. Often they provide faculty members an opportunity for professional dialogue; faculty who seldom work together need to hear one another's views and want to keep up on one another's work. Indeed, these exchanges inspire and challenge faculty and student alike, providing singular opportunities for hearing new ideas, revisiting established theories, and exchanging views of architectural philosophy. The *Architectural Education Study* did find, however, that early and midlevel students learned little from seminar-juries when their own work was the stimulus for the seminar.

"Learning to think"

George Anselevicius commented at a recent NCARB meeting that in education—the schools' real task—students should be "learning to think." Nowhere do we stimulate "learning to think" so pointedly as in the studio and the jury. Particularly considering that in the studio students on the average spend only 30 minutes or less per week directly with their critics, the jury has the potential of being a powerful teaching tool for "learning to think."

What, exactly, are the jury's benefits for students? Beyond the experience of public demonstration and defense of one's work, the benefits narrow down to two: providing criticism to students about their design work so they will learn to design better, and exposing students to ideas beyond the realm of their individual projects and beyond their experience with a particular critic. Both benefits are, in the end, intended to influence students' learning to think.

If, as Beckley said in these pages (RECORD, October 1984, page 101), the studio is where a professional architect learns to make judgments, then the jury must be where those judgments and their design

consequences are addressed directly and constructively, so that students' "learning to think" will be maximized. How can jurors ensure that maximum learning will take place?

The reflective juror

Truly master jurors we will call *reflective jurors*, after Schon's *The Reflective Practitioner*⁵. Reflective jurors of course carefully ponder the design criticism they offer and eloquently express their ideas. But further, they are simultaneously and continuously thinking and acting upon two other aspects of the jury: the design criticism under way, and the educational impact of the jury. Let's take these three tasks in order.

As experienced architects these jurors are, of course, appraising the work being presented, analyzing it, and designing their critique of it. The artistry of jury criticism should not be taken lightly. It is one thing to be a brilliant designer and quite another to be, further, a brilliant design critic. The virtuoso juror not only applies design expertise to the work at hand, but expresses criticism so others—the student, the student group, the audience—will all benefit. This artistry requires experience, brilliance, and the kind of thinking Schon calls reflection-in-practice. Yet beyond the mastery of skillful and eloquent design criticism, reflective jurors employ two further talents: reflection about design criticism, and reflection on education.

Reflection on design criticism occurs quite beyond the juror's critical contributions. Beckley quoted Schon in observing that teachers seldom comment on their own reflections. In the jury, the best way to offer students examples of thinking is to demonstrate for students the thinking behind jurors' criticism and also the nature of their reflections on their own critical thinking. Schon points out that "it would be easy for a student or observer to miss the fundamental structure of inquiry which underlies [the juror's] virtuoso performance"⁶. Students need to see that neither criticism nor thinking-about-criticism is casual, mere opinion, purely instinctive. Students will see—and presumably adopt into their own reflections—the discipline, criteria, wisdom of experienced criticism.

The reflective juror continuously appraises the jury itself: its purposes, educational intentions, timing, progress. This juror not only studies the program, listens to the student's presentation, obtains further information through questioning, listens to other jurors and considers how to supplement them, carefully designs

commentary to benefit the student and other listeners. Reflective criticism is more. Reflective educational criticism means holding in mind and pondering continuously the jury's educational process: the quality of procedure and criticism, the level of discourse and appropriateness of communication. Reflective criticism means acting upon these as well as offering architectural criticism. Reflective criticism is contextual: suiting criticism to the present educational context challenges even the most experienced juror.

The competent reflective juror rises to the intellectual challenge of three simultaneous trains of thought. Extensive experience with architecture in general and design in particular means that the juror's architectural criticism, competently and eloquently expressed, becomes second nature. The juror is freed to concentrate on the criticism process itself: to reflect and to act upon the criticism as it is offered and the educational experience as it progresses.

Some will disagree

Not every juror will agree with this picture. Another view is typified by a juror quoted in the *Architectural Education Study* final report: "Nobody can possibly evaluate a problem like this in such a short time. . . . The only reason why I am here is to talk about whatever this thing triggers in my mind"⁷. This juror, believing that juries are not necessarily intended for teaching, seems to expect that students can learn indirectly from the random discussion.

Students do often learn from discussion among jurors. However, they do not necessarily learn about their own thinking, their own designing, their own work. Because the seminar-jury discussion occurs at a level of abstraction suited more to the jurors than to the students, the language is often oblique, the nuances remote, discourse elliptical. Jurors assume students understand this oblique discourse, either because they think of designing as instinctive and therefore assume that able designers should understand the nuances of the discussion, or they assume that students follow the leap from the jurors' words to their own work, or the jurors are thinking of their own ideas and are not thinking of whether their ideas are understood.

Were the circumstances of juries different, some of these assumptions would be correct. Sadly, however, even the most motivated student cannot pursue the intellectual maze if exhausted from the charette. Even the most instinctive designer cannot make the leap if anxious for the critique

to come, or puzzled by the critique just past. We want students to learn to think, but brain cells used for muddling through the jury's obscurity are brain cells unavailable for thinking.

Making students brave

In an article on the professoriate not too long ago, Paul Strohm quoted his favorite teacher's view that there are two philosophies of education: "scare them" and "make them brave."⁸ He went on to point out that while it is sometimes useful to be jolted into a new way of seeing the world, in the long run bravery usually works better than fear.

For a juror, instilling bravery is also much more difficult than creating fear. The causes of fear in architectural studios and juries are legend; many are unnecessary. In contrast, experienced, skillful jurors regard the jury as an exercise in the field's highest thought process, the process of criticism. These jurors balance perceptions and instinct with rational, analytic assessment, communicated clearly and constructively. The jury's purposes are known and agreed upon, with purposes matched to students' level, and shifts among purposes clearly demarcated. These jurors not only offer experienced criticism but pay conscious reflective attention to that criticism and to the jury's educational intentions. They demonstrate for students, fellow jurors, and listeners alike a vivid picture of criticism at its finest.

1. Peter Collins, *Architectural Judgement*, (Montreal: McGill-Queen's University Press, 1971).

2. William A. Porter and Maurice Kilbridge, Eds. *Architecture Education Study*. (Cambridge, Mass.: Massachusetts Institute of Technology Laboratory of Architecture and Planning, Undated).

3. Kathryn H. Anthony, *Private reactions to public criticism: Students, faculty, and practicing architects state their views on design juries in architectural education*. University of Illinois: Manuscript in preparation, 1986.

4. Hurtt, Steven, "The design studio—Another opinion." ARCHITECTURAL RECORD, January 1985, p. 49.

5. Donald A. Schon, *The Reflective Practitioner*, (New York: Basic Books Inc., 1983).

6. Schon, op. cit., p. 104.

7. Porter and Kilbridge, op. cit., vol. II, p. 400.

8. Paul Strohm, "A portrait of the professoriate," *Change Magazine*, September/October 1985, p. 23-29.

NATURALITE

*When your reputation is on the line,
count on ours.*



Many skylight systems look good on paper. But the difference between "meeting specs" and performing in the real world over time, can be dramatic.

You know what the situation is today in terms of product and design liability. So, it makes more sense than ever to insist upon quality and integrity — in a company and its products.

Next time you incorporate skylights into your design, check out Naturalite. Check our client references. Our financial strength. Our guarantee. Our systems. And, most of all — our reputation. You will find that Naturalite builds skylight systems you can stake your reputation on.


Circle 42 on inquiry card

Your single source for skylights since 1945.

Monumental • Standard • Residential

For information, please call toll free: John Rowan, 1-800-527-4018

Photo: Capitol Marble Company, Marble Falls, TX • Architects: Shepberd & Boyd, Dallas.



Antoine Predock has won an invited competition to design the new American Heritage Center and University Art Gallery at the University of Wyoming in Laramie. Predock's design was selected over submissions from Cambridge Seven Associates, Edward Larrabee Barnes Associates, and Gunnar Birkerts and Associates. Rather than base his proposal on any regional architectural antecedent,

Predock wished his entry to reflect "the organized gatherings of Native Americans, early trappers, and Oregon Trail emigrants which provided a sense of community in a landscape that resists settlement." Toward that end, he designed a reinforced-concrete, brick-faced "archival mountain" to house the American Heritage Center, and a concrete masonry-and-brick "clustered village" for the art

gallery. These two discrete building typologies are intended to form "a consciously monumental landscape abstraction"—visible from nearby Interstate 80 and the adjoining university sports complex—and "a powerful statement of the spirit of Wyoming." The complex will rest on a base containing work and storage areas, outdoor seating, a sculpture courtyard, and a contemplative garden.


Horton Plaza: The saga continues

In the 15 months since its splashy debut, San Diego's Horton Plaza (RECORD, March 1986, pages 128-135) has become something of a model for cities seeking to infuse some vitality into faded downtown retail districts. Part of the project's allure seems to be its idiosyncratic architecture—a fanciful compendium of historicist modes and building forms, compiled by The Jerde Partnership, that are

meant to echo European urban prototypes. Construction is now proceeding on phase two of the overall project—a 15-story, 452-room Omni Hotel, also designed by the Jerde office in joint venture with Py-Vavra Architects. Although the new building's references to styles of the past are clear, the allusions are mild-mannered compared to the exuberant Horton Plaza assemblage across the street.



The advantage of an expanded family



With Da-Lite's newly expanded family, you can satisfy all your visual communication needs from a single, reliable source.

The Da-Lite family now includes permanently installed electric front projection screens, one-piece rear projection screens up to 10 feet high, and Da-Lite/Oravisual communication cabinets and lecterns. Any available laminate or wood veneer can be specified for Da-Lite/Oravisual products—plus the three laminates and seven natural wood veneers that are standard finishes.

For more about the first family of visual communications products, see your Da-Lite dealer or contact Da-Lite Screen Co., Inc., Box 137, Warsaw, IN 46580. Telephone: 219-267-8101. Telex 23-2649.

Circle 43 on inquiry card

DA-LITE®

A Heritage Communications Company



Steven Izenour and Miles Ritter of Venturi, Rauch and Scott Brown have won a competition to design a lighting scheme for the Benjamin Franklin Bridge, a 60-year-old, 1,750-foot suspension span across the Delaware River linking Philadelphia and Camden, N. J. The premiated system features a computer-controlled "curtain" of light whose rippling effect will be activated by commuter trains moving across the bridge.

Clark & Menefee, the only locally based firm among five finalists, has been selected the winner of a national design charette competition for the proposed South Carolina Marine Science Museum in Charleston. The 40,000-square-foot aquarium will be built on the city's waterfront at the foot of Calhoun Street. The other finalists were Emilio Ambasz, Michael Graves, Antoine Predock, and Esherick, Homsey, Dodge & Davis.

Stanley Saitowitz has been selected to design a new facility for the California Museum of Photography. Currently situated on the University of California's Riverside campus, the museum will occupy renovated space in an old Kress variety store located on Riverside's downtown mall.


The Chicago Theater, a 3,800-seat movie palace on State Street built in 1921, has been restored and has reopened as a live-performance center. Restoration architects are Daniel P. Coffey & Associates.

The Hillier Group and its head designer Alan Chimacoff have won an invited competition to design a major new facility for the College of Architecture at Arizona State University in Tempe.

The Williams College Museum of Art in Williamstown, Mass., has reopened after completing a major renovation and expansion designed by Charles Moore and Robert Harper of Centerbrook. The museum is featuring a retrospective exhibition of Moore's work, on view through Dec. 28.

Peter Eisenman and Josef Paul Kleihues have been named Irwin S. Chanin Distinguished Professors at the Cooper Union school of architecture in New York City.

Skidmore, Owings & Merrill has been selected to renovate and restore the Allerton Building, the original structure of the Art Institute of Chicago. The Beaux-Arts building was designed by Shepley, Rutan and Coolidge in 1893 for the World's Columbian Exposition.



Mention San Jose, the oldest secular settlement in California and the 15th most populous city in the country, and the images conjured up are less of urban dynamism than of characterless suburban sprawl. And while this city at the southern tip of San Francisco Bay has certainly seen its share of decentralized growth over the past three decades, construction is underway on the first phase of a mixed-use development—dubbed Silicon Valley Financial Center and planned by Skidmore, Owings & Merrill around a series of midblock courtyards—that local powers—that be hope will infuse economic vitality into a center-city core long ago laid waste by a ring of shopping malls. Occupying five downtown blocks bounded by Market, San Fernando, San Carlos, and Fourth streets, the project is situated at the intersection of two major legs of Santa Clara County's new light-rail transit system, scheduled to open next year. The first phase of the development comprises a 17-story SOM-designed office tower and 583-room hotel designed by Hellmuth, Obata & Kassabaum (top photo); a 145,000-square-foot retail center, called The Pavilion and designed by The Jerde Partnership (drawing); and a 185-unit apartment tower designed by Abraham Shapiro, Herbert Nadel & Partners.

Competition calendar

Northwest passages

- The Rotch Traveling Scholarship program for 1987 will award one \$14,000 stipend for eight months of foreign travel to an architect under 35 years of age. Applicants must have a degree from an accredited architecture school in Massachusetts and one year's experience. Application requests must be made by Jan. 2, 1987, to Norman C. Fletcher, Rotch Travelling Scholarship, 46 Brattle St., Cambridge, Mass. 02138.

- Du Pont Co. seeks entries to an awards program recognizing design excellence in completed buildings that utilize the company's *Hypalon* synthetic rubber roofing. Two cash prizes of \$10,000 each will be awarded in new building and renovation categories. Entry deadline is Feb. 2, 1987. Contact Bill Onderick, External Affairs Dept., Du Pont Co., Wilmington, Del. 19898 (302/774-9471).



The latest addition to Seattle's burgeoning skyline is Gateway Tower, a 62-story office building that will be, at 705 feet, the second tallest structure in the Washington metropolis. Designed by Bassetti Norton Metler Rekevis, the steel-framed, granite-clad building exhibits a number of distinctive features. For one thing, its unusual plan—something of an elongated hexagon—was designed to direct views around the neighboring, 954-foot-tall Columbia Seafirst Center, the city's loftiest building. Second, the tower's lower levels will be woven into the framework of two existing freeway ramps leading off Interstate 5. Finally, the architects placed mechanical systems on each floor (rather than on top of the building), which opened up striking penthouse views of Elliot Bay and the Cascade Mountains through a sloping, glass-enclosed roof.



Introducing Mercer's Exclusive Vynite®/Rubber Wall Base.

Technology Sparked with Imagination!

Among architects, specifiers, and installers, the rubber-versus-vinyl debate continues. Everyone wants the flexibility of rubber, the surface brightness and mar-resistance of vinyl. The solution: Mercer's innovative new Vynite®/Rubber Wall Base, exclusively engineered from a unique alloy that combines the best features of both.

Researchers at Mercer contributed many years of experimentation and analysis to the formulation which eventually resulted in utilizing a Nitrile Rubber alloy as a remarkable material for wall base manufacturing. Combining the excellent physical properties of Vynite with advanced thermoplastic extrusion technology, our design engineers have developed the most extraordinary product ever offered the flooring industry. Vynite/Rubber Wall Base is lightweight, scuffproof, abrasion-resistant. It boasts the luster of vinyl, the pliability of rubber. It conforms to wall surfaces. Never buckles or oxidizes. Easy-installing, better-performing, longer-wearing. Join the trouble-free new world of Mercer's Vynite/Rubber Wall Base!

*Available in 8 colors; 1/8" gauge; 4' sections or 100' rolls (cove and toeless).
For complete details and the Mercer distributor in your area, call or write today.*



merc
PLASTICS COMPANY, INC.

DIV. OF THE DEXTER CORPORATION

190 Murray Street / Newark, NJ 07114 / (201) 824-3100
P.O. Box 1240 / Eustis, FL 32727 / (904) 357-4119
Torrance, CA / (213) 370-6190


Circle 44 on inquiry card

VYNITE® is a registered trademark of Alpha Chemical & Plastics Corp.


© 1985 Mercer Plastics Co., Inc.

In harmony with an urban setting: Four projects by Keyes Condon Florance

1. 1212 New York Avenue and the National Museum of Women in the Arts
2. Resources Conservation Center, 16th Street elevation
3. Republic Place, 18th Street elevation
4. Square 223, New York Avenue elevation



1



3



2



4

Contextualism is old hat in Washington, D. C., where stringent zoning ordinances and an implicit respect for the city's building heritage have combined to create the architecturally consistent metropolis we know today. A portfolio of four current projects by Keyes Condon Florance—all located in the traditional downtown business district—reveals one firm's response to Washington's

written and unwritten codes. On a block near the convention center, the firm has designed a 12-story office building whose scale, materials, and abstracted detail are meant to harmonize with an adjacent former Masonic Temple, a Beaux-Arts structure currently being converted into the National Museum of Women in the Arts (1). Nearby, the Resources Conservation Center/Dupont Park

project is a four-building complex that likewise combines renovation and new construction. One of the new structures, an office building that will serve as the headquarters for the National Wildlife Federation (2), has been designed to relate to the Edwardian and Tudor Revival apartment houses in the area. The most idiosyncratic building in the portfolio is a 10-story commercial structure (3) that is embellished

with patterned brick, ornamental urns, and an octagonal corner tower topped by a loggia—elements intentionally *not* in context with the building's banal postwar surroundings. Finally, for a block near the U. S. Treasury, KCF has designed an infill structure (4) that attempts to mediate between the classically restrained Washington Building to its right and the more exuberant Bond Building to its left.

Suburban splendor, Stern style


"Homes like these have not been built in a subdivision since the 1920s," notes Robert A. M. Stern. And indeed, the 33 detached dwellings that Stern is designing on a 44-acre tract called Milwin Farm in Monmouth County, N. J., do evoke a more gracious suburban past with their conical-roofed turrets and other Norman-inspired details. The price for Stern's brand of medieval splendor: \$1 million.

An unconventional conversion for Jacksonville's new convention center



In one of the most intriguing adaptive-use projects in recent memory, Jacksonville's Union Terminal, a Neoclassical landmark that was designed by New York architect Kenneth Murchison in 1919 and abandoned by Amtrak in 1974, has reopened as the Prime Osborne Convention Center. The 265,000-square-foot Florida project involved the restoration of the terminal's imposing colonnaded

headhouse (which now functions as the facility's main lobby and registration area), the renovation of a former passenger concourse into reception space, and the construction of a new wing (rear left in model photo) that houses a 78,500-square-foot exhibition hall, a 10,000-square-foot ballroom, and 22 multipurpose meeting rooms. Architects for the conversion were Reynolds, Smith and Hills.



The Very Best of Today's Tapered Roof Insulation Technology

Pittsburgh Corning has developed new Tapered FOAMGLAS® Roof Insulation Systems which satisfy today's Performance Criteria and are Priced Competitively!

FOAMGLAS® R+ ROOF INSULATION PC PLUS SYSTEMS™

The FOAMGLAS® PC PLUS SYSTEMS™ take advantage of the best physical characteristics of Pittsburgh Corning's cellular glass insulation and foamed plastic insulations.

The nucleus of PC PLUS SYSTEMS™ is FOAMGLAS® cellular glass insulation, the most moisture resistant insulation on the market. Its stability, strength, and impermeability help eliminate many causes of roof failure. Indeed, the All-FOAMGLAS® PC PLUS SYSTEM is the wisest choice for long-term performance and reliability.

The other PC PLUS SYSTEMS™ contain underlayments of phenolic foam (PF) or polyisocyanurate foam (PI) insulations. These underlayments result in competitively priced systems with high "R" values. The top layer of Tapered FOAMGLAS® insulation overcomes the stability problems of many foamed plastic systems.


Satisfies Performance Criteria and Priced Competitively!

■ The All-FOAMGLAS® PC PLUS SYSTEM with FOAMGLAS® insulation underlayment offers the highest resistance to moisture, ensuring constant thermal efficiency and maximum compressive strength. The Tapered FOAMGLAS® insulation provides slope to drain water and is compatible with built-up-roof or adhered single ply membranes.

■ The FOAMGLAS® PC PLUS SYSTEM with PF (phenolic foam) Underlayment provides the highest, R-value available in these systems. The Tapered FOAMGLAS® insulation shields the PF Underlayment from temperature extremes and distributes loads evenly.

■ The FOAMGLAS® PC PLUS SYSTEM with PI (polyisocyanurate foam) Underlayment is a high R-value system. The Tapered FOAMGLAS® insulation reduces thermal loads on the PI Underlayment which results in a stable substrate for the roof membrane.

Your Pittsburgh Corning representative will recommend the PC PLUS SYSTEM that best meets your performance criteria and cost restrictions.



Contact Pittsburgh Corning Corporation, Marketing Department FB-6, 800 Presque Isle Drive, Pittsburgh, PA 15239, Tel.: (412) 327-6100. In Canada, 106-6 Lansing Square, Willowdale, Ontario M2J 1T5, Tel.: (416) 222-8084.

Circle 45 on inquiry card

PITTSBURGH
PC
CORNING

**THE
INNOVATIVE
INSULATION
PEOPLE**

High above Cayuga's waters, Modernism re-emerges



A small mixed-use building proposed by two recent Cornell graduates for a modest commercial site in Ithaca, N. Y., should dispel the notion that the lessons of the Modern masters are no longer applicable. Designed by Massachusetts native Paul Byrne and Vietnam-born Khoa Pham, the project calls for a seven-story structure consisting of two retail floors, one office floor, and four

floors of duplex apartments. The building would be clad in a combination of brick and, budget permitting, marble panels, and has been consciously designed to relate in scale to existing commercial structures along the street. If the building bears more than a passing resemblance to work that Alvar Aalto completed during the 1930s—especially Aalto's Turun Sanomat Newspaper Plant in Turku—it is no

accident. Both Byrne and Pham admit their affinity for the Finnish architect, and they contend that Aalto will emerge during the next few years as a major force in the continued development of what some have called "Neomodernism." The immediate goal of the Ithaca project, according to Byrne, is an "understated, contextual building, something that will complement and reinforce the street wall."

Plans finalized for Long Beach project



Just over two years ago, a master plan was unveiled for the 2.1-million-square-foot World Trade Center project in downtown Long Beach, Calif., that featured a pair of cylindrical, 40-story office towers (RECORD, August 1984, page 57). That scheme has evolved into a slightly more ambitious, though somewhat less dramatic, proposal comprising four rose-colored granite and reflective-glass office

towers ranging in height from 25 to 35 stories, a hotel, a major retail center "with the finest shops between Beverly Hills and South Coast Plaza in Orange County," and a variety of low-rise commercial and cultural facilities topped by a landscaped plaza. Joint-venture architects for the 2.8-million-square-foot complex are Ross/Wou International and Daniel, Mann, Johnson and Mendenhall.

Guggenheim opposition goes underground

In the latest round of an ongoing struggle between New York's Guggenheim Museum and opponents of a proposed addition to the museum, the architectural firm of Michael Kwartler & Associates has drawn up alternative plans for an underground extension that would preserve the integrity of Frank Lloyd Wright's famous spiral. Hired by a group of area residents and civic groups opposed to the seven-story cantilevered tower proposed by Gwathmey Siegel & Associates, Kwartler presented his scheme at a recent meeting of the city's Board of Standards and Appeals. His so-called "vault alternative" calls for expanding the museum downward into existing basement and sub-basement levels. According to Kwartler, by replacing the Guggenheim's foundation walls with columns, the museum could develop over 33,000 gross square feet of new space under Fifth Avenue sidewalks to house administrative offices, a gallery for the museum's permanent collection, and art storage and conservation facilities. (The Gwathmey Siegel proposal would add about 30,000 gross square feet to the museum.) The Board of Standards and Appeals is expected to make a decision on the Guggenheim expansion sometime this month.

Letter from Paris: Reflections on architecture's new age of reason

"What's new in Paris?" The Institut Français d'Architecture (IFA) recently answered the question by canvassing 50 architects practicing in and around the capital for new work. Their responses—42 projects by 38 architects—were mounted in the basement gallery of the 18th-century Hôtel de Brancas, which serves as the Institute's home. The show will travel to Rouen this winter, and possibly abroad thereafter.


A visit with gallery director Alain Thiebaut made it clear that Paris is still growing and changing in the 20th century, though with more respect for its past than has recently been the case. The exhibition ignored the inescapable: Pei's pyramid at the Louvre and Jean Nouvel's sleek curvilinear glass Institut du Monde Arabe reflecting the Seine across from the Ile St. Louis. Rather, it concentrated on smaller projects tucked discreetly into the city's complex web, buildings a visitor might miss on a casual city tour. For example, Paul Chemetov, currently building the monumental Ministry of Finance at Bercy, is represented by a swimming pool sunk beneath Les Halles—concrete used with a graceful plasticity that makes a refuge out of a cave.

Thiebaut denied any attempt to be strictly representative of current building, but his "random sample" does reveal general trends. Nearly 60 percent of the projects are public initiatives, while very few are private dwellings. Moreover, design constraints vis-à-vis both project and client are greater than in the United States. The most prolific building type (40 percent of the exhibition projects) is multifamily housing, mainly middle- and lower-income. Public housing, neglected in the U. S., is important in France, attracting even the stars of the profession. Schools and offices are also well represented, while designs for interiors make up most of the rest. Interestingly, in a country where every hamlet has its church, where steeples still dominate the skyline, not a single ecclesiastical project was included among this work from 1984 to the present.

Turning from the buildings to their builders, Thiebaut noted that three generations of architects are currently active in France. The eldest faced the task of rebuilding after World War II. The machine-age rationality of Modernism suited their limited budgets and desire for new beginnings, but culminated in the tall buildings and new towns that have since fallen from favor. The most eminent among them are now receiving the plums of large public commissions. At the IFA, besides Chemetov, Roland Simounet

Corbin has no equivalent.

In form.

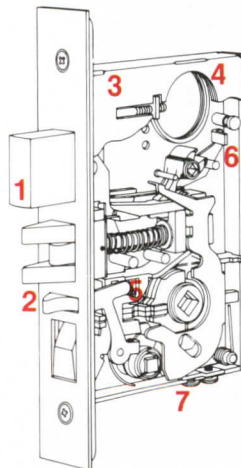


9500 Series Mortise Lock

In function.

Form and function. Beauty and technology. The architect requires them. The contractor needs them. The building owner demands them. The choice is Corbin.

Corbin Mortise Locksets combine innovative design, elegant styling and quality materials in a wide range of functions and finishes — just what you'd expect from the leaders in mortise lock technology. That's why specifications read: "Corbin — no substitution." Write or call for complete information.




- 1.** Solid, one piece, 1" stainless steel deadbolt exceeds ANSI Grade 1 strength requirements by 300%.
- 2.** Sturdy 3/4" anti-friction latchbolt exceeds ANSI Grade 1 Bolt Strength Rating by 300%; much stronger than a reversible latch.
- 3.** Heavy gauge 3/32" steel case — nickel/chrome-plated finish for added corrosion resistance.
- 4.** Exclusive, total non-ferrous lock construction available for corrosive environments and marine applications.
- 5.** Heavy-duty springs furnished standard to extend life and resist lever sag.
- 6.** Thru-bolted trim for greater strength and easier installation.
- 7.** All lever handle trims have a standard fusible link — to meet demanding UL "A" label requirements.




In full line.




Closers




Mortise Locksets



SecurityBolt™ Locksets



Cylindrical Locksets



Exit Devices



HARDWARE GROUP

EMHART

Emhart Hardware Group
225 Episcopal Road
Berlin, CT 06037
1 203 225-7411

Circle 46 on inquiry card

Design news continued

is represented by his restoration of the Hôtel Salé for the Musée Picasso, Jean Charles Bernard by a complex of modestly scaled and ornamented apartment buildings in the 14th arrondissement.

The middle generation came of age during the social turmoil of the 1960s and the economic crisis precipitated by the oil embargo and rampant inflation—all of which curtailed building and stimulated theoretical work. Now dominant (with nearly 80 percent of the work in the show), they manifest a greater interest in contextualism, in regional and vernacular architecture, in the problems of social environments. Jean Nouvel and Christian de Portzamparc (not represented at the IFA but currently building the Cité de la Musique at La Villette) are luminaries among many talents. Styles range from a Corbu-bred Modernism of geometric volumes and industrial materials in apartment buildings by Marina and Christian Devillars to the brooding lyricism of Bernard Kohn in a factory converted into cooperatives almost medieval in its use of wood and stone.

The youngest group, just out of school and with fewer opportunities to build, has turned to interior design and defiant theory. The Atelier Canal (brothers Daniel and Patrick Rubin) use contrasting materials and colored light to create *trompe l'oeil* effects in the Centre National des Lettres. Ferrand, Feugas, and Leroy are other names to watch: their historicist Residence pour Personnes Agées is graceful and charming.

The buildings represented at the IFA have a number of points in common, similarities reinforced by any long walk through the city. Unlike the desire of an older generation to break free from the street grid, they seek to blend into the greater urban environment. Deference to the past is evidenced in cornice levels, street walls, and materials congruent with older structures. Individual expression comes in interiors (as befits a more private age), in courtyards whose walls become skeletons open to light, in contrasting materials used as accents to indicate function, in occasional angular play that enlivens flat facades. There is an affirmation of planar surfaces, windows punched into substantial walls, a loyalty to the simple columns of Modernism, and a general commitment to concrete cast in the colors of old Parisian stone.

This is not a spectacular architecture: it knows its limits. Perhaps a certain drama is lost, perhaps resignation lies beneath the playfulness. But there is reason at work here, coherent if not always legible on the surface, and a theoretical commitment to imagination exercised within the boundaries of tradition and function. "What's New in Paris?" is an affirmation of what is best in old Paris, an acknowledgement that deference need not be stifling. Would that the same lesson could take root across the sea!
Thomas Mattheus

SOUND SOLUTIONS

Sound Solutions manufactures a complete range of interior acoustical products fabricated to your standards of design, colour and performance.

Using our rigid fibreglass and unique resin hardened edge system, we efficiently solve your acoustical problems, while you create a unique ambience. The fabric is your choice, the variety endless.

Representatives throughout
North America

(formerly Capaul Canada Ltd.)

SOUND SOLUTIONS SYSTEMS INC.
15 Webster Street
North Tonawanda, N.Y. 14120
(416) 674-0033

Circle 47 on inquiry card

CONSUMERS WILL SEE PEACHTREE ADS 135 MILLION TIMES DURING 1986.

YOUR CUSTOMERS WILL SEE OUR ADS IN ARCHITECTURAL DIGEST, HOUSE & GARDEN, SUNSET, HOME, SOUTHERN LIVING, COLONIAL HOMES, BH&G COUNTRY HOME, METROPOLITAN HOME.

...Y LEEN

... invites exploration. ... there are necessi- ... rests a bit of boiserie ... ment. The frame of a ... restoration. Two dozen ... stacked layers of glass ... miniature silver tea ser- ... catches the eye. ... when we found some- ... kind, it was a bit dis- ... disappointed several ... copies at a time. And ... Now we also make

... piece might be a ... item is a Portu- ... ed as an end table, ... as well as their ... a situation, ... partnership.

... most likely ... serves to empha- ... and antiques. A ... are the own ... antelpiece.

... can designing ... only two of us, ... alluding to ... accepted. ... let a client ... more," asserts ... and to ac- ... never al- ... do." ... ner, Den- ... by taking ... austere, ... and an

... find the ... mis, "But ... ery each ... fabulous ... you can ... Belgium

... page #2

Chadeau authentic French door.

Ariel circle head window.

Ariel sliding glass door.

Ariel double hung window.

Prado insulated swinging patio door.

Ariel casement window.

PEACHTREE. AMERICA'S MOST BEAUTIFUL INSULATED WINDOWS AND DOORS.

Here is the Peachtree line of innovative windows and doors. Each incorporates the latest technology that provides superior insulation, weathertightness and operating ease. Beyond this, Peachtree products are more beautifully styled. They are the only windows and doors designed to match one another. Inside and out.

CALL 800-447-4700 FOR LITERATURE AND NEAREST DEALER.

PEACHTREE
WINDOWS & DOORS

PEACHTREE DOORS, INC./ BOX 5700 NORCROSS, GA 30091/404/449-0880

Avanti insulated entry door system.

Prado wood swinging patio door.

Carvel wood sliding glass door.

PEACHTREE DOORS, INC. BOX 5700 NORCROSS, GA 30091, 404-449-0880

Circle 48 on inquiry card

AT&T IS IN SUCCESS STORIES



telecommunications services and products available. From long distance to data services. From telephones to computers to facsimile machines.

You'll get an introduction to telecommunications, a glossary, important AT&T toll-free numbers, plus any or all of the following booklets:

Keeping Customers Satisfied—suggestions for building brand loyalty and expanding your customer base.

Expanding Your Markets—ideas on how to get current customers to buy more and persuade prospects to buy.

Improving Field Sales Productivity—tips that can help your sales force open more doors and close more sales at less cost.

Capitalizing on Money Management—advice on putting together a cash management program that can cut costs and ease cash flow.

Call 1 800 443-7047, Ext. 153 or send for your booklets... and learn how to bring out the success story in your business.



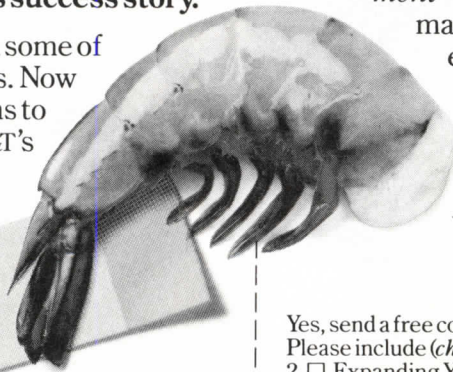
AT&T showed Scottish & Irish Imports, Ltd. how to use AT&T 800 Service and AT&T Long Distance Service to expand market coverage. Sales are now up 300% and their bonnie business is booming.

Learn how telecommunications and AT&T can help you write your own small business success story.

Here's a telecommunications story behind some of America's biggest small business successes. Now you can learn how to apply the same big ideas to your small business—with a free copy of AT&T's *Telecommunications Ideas To Grow On*.

We'll show how to better reach your business goals by using one or more of the

helped The New England Shrimp Company bring in new business from 38 inactive accounts and add new ones with AT&T WATS—now they're on their way to becoming a jumbo-sized shrimp business.



AT&T

The right choice.

BIG SMALL BUSINESS IDEAS. FREE.

Yes, send a free copy of AT&T's *Telecommunications Ideas To Grow On*. Please include (check one or more): 1. Keeping Customers Satisfied 2. Expanding Your Markets 3. Improving Field Sales Productivity 4. Capitalizing on Money Management

Mr./Ms. _____ Title _____

Company _____

Address _____

City _____ State _____ Zip _____

Phone (____) _____ Type of Business _____


Mail to: AT&T, P.O. Box 1336, Ridgely, MD 21681

OR CALL 1 800 443-7047, EXT. 153

Design awards/competitions: Pershing Square International Design Competition


SITE Projects, Inc., the idiosyncratic New York firm whose work reflects a commitment to the self-styled concept of "narrative architecture," has won a major international competition for the redesign of Pershing Square in downtown Los Angeles. The revitalization of the historic five-acre park is viewed by city fathers as a key physical and psychological component of ongoing efforts to urbanize the commercial core of what is now the country's second most populous city. The \$12.5-million project is a joint venture of the nonprofit Pershing Square Management Association and the

Tony Cunha photos



1. Premiated design: SITE Projects, Inc. SITE's concept for the redesign of Pershing Square is meant to be "a visual and participatory microcosm" of the topography of the Los Angeles basin—a "metaphorical magic carpet," in SITE's words, that comprises a flat grid of city "streets" (illuminated at night) *surrounded by undulating edges* reflective of the region's coastal mountain ranges. These peripheral bulges, clearly the design's most memorable feature, are intended to allow pedestrian access into the square, shelter a restaurant and park administration headquarters, and, perhaps most significantly, conceal ramps leading into an existing subterranean parking garage. (The 13 1/2-foot-square module of the grid aligns with the garage columns, and transfer beams below deck distribute the

weight of the cantilevered ridges.) The raised edges are also expected to provide an acoustical buffer protecting the park from the noise of adjacent city streets. Inside the square, SITE's grids are to be used to generate "mini-environments" relating to the city's distinctive vegetation, racial mix, and automobile and film-industry cultures. The architects' proposal to translate L. A.'s ethnic diversity into plant materials is especially innovative: Hispanic East Los Angeles, for example, is represented by citrus and bougainvillea, Oriental midtown by ginkgo trees, bamboo, and ferns. A trellis-covered processional makes up the square's central spine, connecting a glass-enclosed restaurant at one end with an outdoor performance area at the other. In premiating the SITE submission, the jury indicated that




it liked the proposal for its flexibility ("It can change over time without hurting the overall concept," observed juror Angela Danadjieva. "The scheme is like a 'silent movie' that allows each person who goes into the park to make possible his own script," added Charles Moore); for its appropriateness to Los Angeles ("The SITE proposal is about the form and context of this city," said


Galen Cranz, a competition advisor. "It truly captures the character of L. A.," noted Jon Jerde, another advisor); and for its originality ("SITE has done an incredible job of working out the contradictions that are inherently a part of this problem," observed Craig Hodgetts. "It's almost a miracle to come up with a new idea in the design and art fields, but I think they have done it").

city's Community Redevelopment Agency. In triumphing over 241 other competition entrants, SITE has obtained its most highly visible commission to date—and one of its most problematic. Unlike the firm's successful work at the recently concluded EXPO 86 in Vancouver (RECORD, July 1986, pages 128-131), the Pershing Square project involves long-range urban design and planning that must both address the social and esthetic diversity of central Los Angeles and result in a striking new symbol for the city. SITE prevailed over its competition, said jury chairman Charles Moore, "because the


design represented a new idea capable of changing the face of Los Angeles. While all the final schemes were exceptional, SITE's proposal encompasses the needs of all the people who will use the park." In addition to Moore, professional members of the 12-person jury included landscape architects Garrett Eckbo and Hideo Sasaki, urban planner Angela Danadjieva, artist Robert Graham, and designer Craig Hodgetts. Client jurors were Dollie Chapman, Frank Kuwahara, Dennis Luna, David Martin, Wayne Ratkovich, and Alan Sieroty.




2



4



3



5

2. Finalist:
Frank Welch & Associates
With its formal landscaping and central fountain surrounded by heroic bronze figures, this entry was perhaps the most traditional of the five final schemes—a classic plaza that some jurors felt was a fitting allusion to the city's Spanish origins. The jury also liked the proposal's system of pergolas that would mask existing parking ramps; its belfry-like corner gatehouses; and its circle of columns that would contain 16 uplamps casting a xenon beam visible throughout Los Angeles. Still, it was probably the design's underlying conservatism that led to its ultimate undoing: one juror noted that the plan's formality would allow little change over time, while another questioned whether the existence of this park would make downtown truly memorable.

3. Finalist:
Phelps/Son Architects
The architects of this scheme sought to design a hybrid urban space by combining the "green park" attributes of a London square with the "civic room" qualities of an Italian piazza. Toward that end, they divided the square into two usage zones, dubbed The Terraces and The Plaza. The first section would comprise elevated walkways meandering through a heavily planted, manmade hillside; the second would be a public meeting area—paved in a red-and-buff sandstone replica of the 1849 survey of Los Angeles—that could accommodate crowds of up to 3,000. Although the jury admired the proposal for its lush vegetation and elaborate central fountain, some jurors felt that the scheme's heavy overlay of civic symbolism might be lost on many of the park's users.

4. Finalist:
Bone/Levine Architects
"Bold and dangerous," "a favorite icon in the city," and "a very strong architectural statement" were some of the jurors' comments regarding a striking proposal to rename the park Angelina Square and redefine it with a "structural arbor"—an obvious visual reference to the city's celebrated freeway system. The upper level of the arbor, reached by five stairways and an elevator, would contain exhibits on botanical life (aquatic and desert) and would serve as a second plane of horizontal pedestrian movement. The jury was clearly intrigued, but it wondered if this were the appropriate image for downtown's oldest park. Said one juror: "L. A. may be a freeway city, but is [Pershing Square] the right place to celebrate that means of transportation?"


5. Finalist:
The SWA Group
Probably the most patrician of the five final proposals, SWA's scheme is something of a compendium of architectural forms and urban activities that might be called an idealized vision of a classic downtown park. Pavilions and water columns define entrances, for example, and the central portion of the square is given over to a botanic garden—housed in two glass conservatories—that celebrates the history of horticulture in the Los Angeles basin. Obelisks, fountains, pergolas, and an amphitheater are additional adornments. "A fantasy paradise," said one juror; "the Tivoli Gardens of Los Angeles," remarked another. A third juror felt that the proposal, if executed, might be overpowering, and a fourth considered the scheme not especially unique to Los Angeles.

Chicago Chapter/AIA 1986 Distinguished Building Awards

Ten buildings by architects headquartered in the Chicago area have been honored in the 1986 Distinguished Building Award program, sponsored by the Chicago Chapter of the American Institute of Architects. This year's award jury consisted of Charles Moore, FAIA, of the Urban Innovations Group in Los Angeles; Mack Scogin, AIA, of Parker & Scogin in Atlanta; and John Locke, AIA, of Charles Herbert and Associates in Des Moines.



1



© Howard N. Kaplan



© Nick Merrick, Hedrich-Blessing



2

© Nick Merrick, Hedrich-Blessing




3

1. Vacation House, Door County, Wisconsin; Hammond Beeby and Babka, Architects. Situated in a sylvan setting dominated by tall pines, birches, and rock outcroppings, a year-round lakeside retreat is meant to reflect the wooden vernacular architecture of its rural context. An irregular grouping of gables and facade openings characterizes the main entrance side of the house, in contrast to the broad symmetry of the lakefront elevation (shown). The jury observed that the dwelling has an "informal, almost chaotic organization that resolves itself on the lakeside—a pleasant building with unexpected excitement."
2. Kersten Physics Training Center, The University of Chicago, Chicago, Illinois; Holabird & Root, Architects. "A meticulously detailed, well thought-out, and complete piece of architecture" was

the jury's description of this three-story academic building, the final component of a science quadrangle begun at the university during the 1960s. In contrast to the building's street-facing facade, which is clad in limestone in deference to nearby neo-Gothic structures, the courtyard elevations reveal an exposed, glass-walled circulation spine and a classroom wing whose setbacks provide open terraces used for department experiments and an outdoor science gallery.
3. TRW World Headquarters, Lyndhurst, Ohio; Lohan Associates, Architects (RECORD, this issue, pages 100-103). The architects' stated goal in the design of this corporate headquarters near Cleveland was to "enhance the natural flow of the heavily wooded site [and] celebrate man's humanity within his technological world." Their solution incorporates four

building wings that radiate from a central atrium and step down in a series of terraces that visually reduce apparent size. "The project is proof that the Modern movement is not dead and that it adapts well to the atrium formula," said the jury. "It is well-detailed and takes maximum advantage of site amenities."
4. Private Residence, Sheboygan, Wisconsin; Weese Hickey Weese, Architects. The program called for a year-round house for a family of four, located amid pine-covered dunes on the western shore of Lake Michigan. In order to create subtly defined, light-filled interiors, the architects specified ridge skylights, and they made extensive use of continuous wood trim that functions as open, room-dividing screens. North-facing public areas are extensively glazed to permit views of the lake. The jury commented

that the house exhibits "an appropriate regional quality, so right for Sheboygan. The project is mature and straightforward, and there is a clarity of intent."
5. Bradford Exchange, Niles, Illinois; Weese Hickey Weese, Architects. The jury characterized the interior of this bi-level office expansion project, located just outside Chicago, as "an example of expressionistic architecture." Made up of 15 different overlapping fiberglass forms, the interior ceiling is an undulating tensile structure that encompasses both grand and intimate spaces punctuated by tent poles and cable ties. A garden extending from the existing office facility is spanned by suspended bridges that allow views of dining and meeting areas. The jury praised the office space for its "intriguing sculptural quality. It would be a wonderful place to work."



6. Juvenile Protective Association, Chicago, Illinois; Tigerman Fugman McCurry, Architects. In designing new quarters for a not-for-profit agency that provides counseling to families that abuse or neglect their children, the architects wished to downplay institutionalism and create a humane, inviting atmosphere. Toward that end, they detailed individual counseling offices like small houses with French doors and multipaned windows, and arranged them around skylit atria. A lobby gazebo serves as a children's play area, reinforcing the village metaphor. "The project demonstrates maturity, control, refinement, and restraint," said the jury.

7. Stanley Korshak at the Crescent, Dallas, Texas; Himmel/Bonner Architects. This three-story, 37,000-square-foot store was designed as a street of individual

boutiques arrayed along the arched entrance arcade of the Crescent, a major new office/hotel/retail development in Dallas. Crystalline steel-and-glass storefronts and display cases deliberately contrast with the rusticated masonry bays of the arcade. "There is a sense of drama about this project that speaks of its retail function," observed the jury. "It appears to have a high level of craftsmanship and detailing."

8. State of Illinois Center, Chicago, Illinois; Murphy/Jahn, Architects. "The Pantheon of Chicago" is the sobriquet that the jury bestowed on Helmut Jahn's now-celebrated state office building in Chicago's Loop. And, like its ancient Roman forebear, the 1.2-million-square-foot structure was designed as "a statement of the importance and dignity of state government that emphasizes an

appropriate scale and urban monumentality," according to the architect. The jurors characterized the center as "a Chicago building . . . strong, powerful, and important. It breaks new ground in a city [known] for architectural risk-taking."

9. Santa Fe Center, Chicago, Illinois; Frye Gillan Molinaro, Architects. Designed in 1903 by Daniel Burnham, the 17-story Railway Exchange Building on Chicago's Michigan Avenue has been renovated and restored using guidelines established by the National Trust for Historic Preservation. On the exterior, deteriorated terra-cotta was repaired, new bronze storefronts installed, and old wooden sashes replaced by proportionally correct metal windows. In their rehabilitation of the lobby, the architects consulted Burnham's

original drawings to duplicate elevator cabs and design a new skylight. "A sensitive and restrained restoration," lauded the jury.

10. Conrad Sulzer Regional Library, Chicago, Illinois; Hammond Beeby and Babka, Architects. Located on a busy street in Chicago's Ravenswood area, a 65,000-square-foot public library branch houses an auditorium, an audio-visual department, a children's section, and space for 250,000 books. The architects' goal was "to present the civic expression of classicism [while] employing Chicago's rich tradition of rational modern technology." "A powerful building," said the jury. "The strong exterior has an urban, Chicago look about it . . . and a humane quality that relates to the neighborhood. There is a sense of entry and a sense of control."

Don't play with fire.

Use the modified bitumen roofing system
that's UL Class A rated.
DynaKap® FR from Manville.

DynaKap FR is the key part of Manville's UL Class A modified bitumen roofing system. It's a sophisticated, engineered product that meets above-deck fire safety requirements without special coatings or extra gravel.

For added safety, both DynaKap FR and the original DynaKap are hot mopped, not torch applied.

DynaKap FR is an elastomeric asphaltic blend cap sheet made with SBS synthetic rubber and fire-resistant additives to achieve the UL Class A ratings. It's reinforced with both a fiber glass mat and a tough polyester mat to resist roof movement and stress.



DynaKap FR is compatible with all Manville roof insulations to form total modified bitumen systems that are covered by the Manville Signature Series Guarantees.

For details on DynaKap FR, the state-of-the-art modified bitumen with built-in fire resistance, contact your Manville Sales Representative or the Manville Product Information Center P.O. Box 5108, Denver, Colorado 80217. (303) 978-4900.

For export, telex 454404 JOHNMANVL DVR.

Circle 49 on inquiry card

**21,000 people with one goal:
To be your best supplier.**

Manville

Conference report: Housing and semiotics in New Orleans

By Roger Kimball

For four days in September, the Clarion Hotel near the French Quarter in New Orleans played host to the second annual Inter-American Forum for Architecture. Sponsored jointly by the New Orleans chapter of the AIA and the School of Architecture at Tulane University, the conference managed to attract some 100 people from Latin America and the United States—architects mostly, but also scholars, urban housing specialists, businessmen, government officials, and students—to discuss the theme of “Housing and the City.” A publicity poster informed one that the conference was intended “to stimulate, at the highest national and international levels, a professional, academic, and policy discussion of issues relating to the urban environment,” and parenthetically advertised a handful of distinguished participants—e.g., Rafael Moneo, Cesar Pelli, and Paolo Portoghesi, among others—of whom only Moneo was able to attend. In any event, the conference proceeded with the usual roster of exhibits, lectures, seminars, and roundtable discussions.

Formal lectures included a keynote presentation by Moneo, chairman of the Graduate School of Design at Harvard University, on “Urban Culture in the Americas: Turn of the New Century” and a handful of other papers and responses to papers on one or another aspect of urbanism. The real common denominator of the conference, however, was less the announced theme than each speaker’s habit of presenting scores of slides in order to illustrate the problem of housing and the city—largely, it seemed, by reviewing his own architecture. The conference also featured “workshops” where two or three speakers addressed small audiences on topics as various as “Computer-Aided Design and Drafting in Architecture: A Hands-On Demonstration,” “Alternative Approaches to Housing in Urban Latin Environments,” and “Emergency Shelter and Transitional Housing for the Urban Homeless.”

As one would expect, the presentations varied a good deal in cogency and interest. Moneo began his keynote address by suggesting that the future of our cities is already present in the form and organization of our cities today. Among other things, he contrasted European attempts at large-scale architectural preservation—most of which he seemed to feel had failed—with contemporary practices in America. Warning

against the widespread habit of architectural nostalgia that is at work, for example, in the current infatuation with the Beaux-Arts tradition and other instances of Postmodernist fancy, he insisted that neither history nor tradition is geniously salvaged by a self-conscious aping of historical forms. Moneo also showed a number of slides, including many of his new National Museum of Roman Art in Spain. Since the museum is modeled so carefully—not to say ostentatiously—on ancient Roman specifications, one was naturally led to wonder how it manages to escape the charge of self-conscious architectural revivalism, but this was a subject to which Moneo did not address himself.

According to the architect Norberto F. Nardi, co-director of the forum, one main purpose of the conference was to encourage communication among architects and city planners from either side of the Rio Grande. And because the problem of urban housing is—and will continue to be—so pressing, especially in developing countries, the Inter-American Forum had singled out the theme of housing and the city for special attention at this and the next few annual conferences. With respect to the former goal, I’m afraid that there appeared to be fairly minimal


dialogue among the participants, most of whom, in truth, seemed interested mainly in advertising their own works.

The conference also suffered from its share of quasi-academic obscurantism. There was plenty of wearisome talk of architecture as a “text,” of course, and one speaker even ventured to compare the city to an art museum and liken the facades of buildings to “pictures hung in a gallery.” The most extreme—and most depressing—example of this estheticized approach to architecture was afforded by the Argentinean critic Jorge Glusberg, who delivered himself of an opaque semiotic disquisition on “The City as an Historical Document.”

Other more sober presentations included talks by the Chilean architect Emilio Duhart on “The Challenge of Urban Housing: Insights from Latin America,” and Francis Conway, an assistant director at the Agency for International Development, on “Public & Private Housing in Latin America.” Both men began with a familiar but nonetheless chilling recitation of statistics about the situation of the world’s rapidly expanding—and increasingly poverty stricken—urban population. Questioning the ability of “conventional methods” to

accommodate this exploding urban growth Duhart called for a “new policy for the modern polis” that would rely on a combination of centrally planned “social architecture” and the widespread use of indigenous materials and construction methods. In what was one of the conference’s most thoughtful and penetrating presentations, Conway reviewed efforts made by the Agency for International Development to help provide housing for the urban poor. His presentation did not by any means paint a rosy picture, though he did note that the agency’s shift during the past decade from providing completed housing toward a strategy of furnishing “basic needs”—often simply a small plot of land, water lines, and rudimentary sanitary facilities—had enjoyed considerable success in sparking private initiative and local economic development.

In the end, the real virtue of the conference was in dramatizing once again the problem of urban housing for the poor. In essence, of course, this is more a social than a strictly architectural problem. But at the second annual Inter-American Forum for Architecture, this distinction was hardly recognized, which no doubt goes a long way in accounting for its general lack of architectural interest.



“Great! You have enhanced the milieu without competing with our classical facade!”

Roger Kimball is a regular contributor to RECORD, The New Criterion, and other publications.

Work, work, work.

If your visa stamps from across the Pacific are starting to look less like souvenirs and more like battle scars, try flying the friendly skies next time.

United can't make the distances less. But we can make them easier.

Our Royal Pacific Service


will look after you all the way to Tokyo, Osaka, Hong Kong, Bangkok, Taipei, Singapore, Manila, Sydney, Melbourne, Seoul, Shanghai, Beijing, and Auckland. With convenient service from over 150 U.S. cities.

In fact, United flies to more cities over there from more cities

over here than any other airline.

And all the while, you can rack up big Mileage Plus points on your account.

Who says you can't mix business with pleasure?



United

De Stijl distilled: A new look at the work of J. J. P. Oud

By Tracy Metz


The Dutch architect J. J. P. Oud (1890-1963) was an enigmatic figure, a man to follow no one's advice but his own. Never one to shun conflicts, he was one of the originators of the De Stijl movement, yet also one of the first to distance himself from its suffocating dogmatism. During his lifetime he received general acclaim as one of Holland's great innovators—particularly in housing—and he was offered the position of Meister at the Bauhaus and professor at Harvard. Yet he resented what he felt to be a lack of recognition on the part of his most important employer, the city of Rotterdam. Almost 25 years after his death, however, reconstruction and renovation projects in both Holland and Germany are reaffirming Oud as one of the driving forces in European architecture during the 1920s and '30s.

Although Oud had intended to become a painter, he chose architecture at his father's urging. It is no surprise, then, that after meeting painter Theo van Doesburg in 1916, he joined the De Stijl movement at its inception in 1917. It is no coincidence that De Stijl was founded during one of the most chaotic periods in modern European history. The group's artists and architects wanted to create an overall plan, a blueprint that would supplant the randomness of the individual and supply a set of universal laws based on the principle of harmony through abstraction. The visual vocabulary was one of straight lines and right angles, the three primary colors, and the neutral shades of white, black, and gray. The Oud building where the influence of De Stijl is most apparent is perhaps the Café De Unie (1925) in Rotterdam. It has often been compared to Mondrian's *Tableau I*, and even though the painter and the architect only met once, the similarity in colors and arrangement of planes is striking. Oud had been called in to assist a café-owner who had submitted three different designs for his new building, all of which were rejected by the city. Though Oud's decidedly Modernist proposal raised many an eyebrow, it was ultimately accepted and built.

The city had intended to allow the café a life-span of just 10 years, but the building stood until 1940, when it was destroyed during a German air attack. Rotterdam city planner Hans van Zwienen remembered the building from his childhood, and in 1978 he suggested that it be reconstructed. An exact replica of

Top: Architect's rendering of the Café De Unie, designed by J. J. P. Oud in 1925 and recently reconstructed by the city of Rotterdam.

Bottom: Street view of the Kiefhoek workers' housing development in Rotterdam, designed by Oud in 1925.



Peter Verschure

the café, built at a cost of \$60,000, opened in September of this year. The ground floor again houses a café and restaurant; the office spaces above, suitably enough, are for the city-subsidized Rotterdam Art Foundation. The Foundation has in turn underwritten a film telling the building's story. "It was difficult to find a site for the reconstruction," says van Zwienen. "The spot where it stood before the war is now occupied by a department store." Thanks to an article in the local paper, a real-estate developer was found who was willing to invest in the project. Only one significant change in the layout has been made—the addition of a small auditorium in back. And happy irony: at the insistence of the Rotterdam Art Foundation, the interior will look more like what Oud had in mind than it ever did in the original café.

Oud agreed with his De Stijl colleagues that Dutch architecture and painting after World War I were moving toward the universal and the monumental. But, at the same time he saw that architecture, more than painting, was tied to practical considerations. A hint of his future work can be found in a contribution to the first issue of the magazine *De Stijl*—an article entitled "The Monumental Townscape"—where he wrote that "the modern streetscape will be dominated by building blocks in which the houses will be placed in a rhythmic arrangement of planes and masses. . . . Building in blocks or large groupings will take the place of the individual house."

In 1918 Oud accepted a post as architect for Rotterdam's Municipal Housing Service, not so much out of enthusiasm but rather because it was the only way to stay out of the

army. His irritation at the specific demands incumbent on housing projects soon gave way to a sense of the challenge they posed. "For the development of an architectural style, a good (in the sense of purely technological and practical) house is more important than a beautiful house," he wrote that same year. Oud, like Rietveld, sought the solution to modern architectural problems in rationalization and standardization. Mass production would give a sense of measure and proportion to the city image, he felt: "I await a style-defining crystallization of form through the standardization of building elements." That same year he wrote an article in *De Stijl* entitled "Art and Machine," stating that "for the modern artist the future line of development must lead inevitably to the machine, although at first the tendency will be to regard this as heresy. Not only because the machine can give more determinate plastic expression than the hand, but also from the social point of view, from the economic standpoint, the machine is the best means of manufacturing products which will be of more benefit to the community than the art products of the present time, which really only reach the wealthy individual." These views, as well as his work in Rotterdam, accelerated his estrangement from the De Stijl painters; there was too little sympathy for his striving to reconcile creativity with necessity. In 1921 Oud left the group.

"White Village"

In 1922 Oud designed his third project for Rotterdam, a triangular tract called the "Witte Dorp" (White Village). To his relief Oud was for the first time able to get away from the traditional Dutch building material, brick. The colors, again, are Mondrian's: white plaster walls, blue doors, red roofs.

For years now the White Village has been the subject of a fight between preservationists and the otherwise well-intentioned urban renewal department. The village was originally built as temporary housing for "antisocial" families and was not meant to stand for more than 25 years. For that reason the project—343 dwellings, eight shops, and a small firehouse—was built on concrete slabs instead of poles pounded deep into the swampy ground that are used for permanent structures. And that is the heart of the problem: now, 63 years later, the houses are lurching sideways, cracking, and leaking.

In 1977 the city of Rotterdam pumped 7.5 million guilders (\$1.8 million) into partial restoration, but the deterioration has continued. The city had one last chance to declare

Tracy Metz, an American journalist living in Amsterdam, writes for the Dutch newspaper NRC Handelsblad.

Car or Carry!

Radio Shack's Cellular Phone is Easy to Transfer From Car to Car or Carry With You.



And It's the First Full-Power Mobile/Portable Telephone You Can Install Yourself.

An Incredibly Useful Tool. Radio Shack's transportable phone keeps you in touch while you drive. You can order materials, call for additional crew, receive important messages, and avoid unnecessary trips. Snap on the Portable Adapter Pack* and you can be on line at a job site, in a boat, and wherever there's cellular service. The transportable also moves easily to your personal car, so you or a family member will never have to drive "alone" again.

Full Legal Power. The 3-watt output gives you maximum range in or out of a vehicle. And it's five times the power of many cellular portables.

Now in Most Major Cities. Radio Shack obtains your cellular number, programs your phone, and handles the start-up paperwork. The basic phone is \$1199 and you can lease-to-own for as low as \$39.95 per month*. Visit our store near you today for a personal demonstration.

Radio Shack®

A DIVISION OF TANDY CORPORATION

*Mobile antennas, portable adapter and batteries extra. Lease availability and terms may vary in different service areas. Prices apply at participating Radio Shack stores and dealers.

Circle 50 on inquiry card

Oud's contribution to the Weissenhof housing development in Stuttgart, West Germany, is a five-unit, poured-concrete block of terrace housing. Built in 1927, the structure was recently restored as part of an overall rehabilitation undertaken by the city.

the village a landmark, but refused on the grounds that thorough restoration would cost \$50,000 per dwelling, thereby using up all the money available for landmark preservation for the next 25 years. Moreover, hadn't the inhabitants themselves been pressing the city to give them better, more modern housing? The upshot of the issue is that, while Café De Unie has been rebuilt, Rotterdam is demolishing the White Village next year.

This decision has especially enraged Roland Gunter, a West German art history professor. He came to Holland last year to air his condemnation of Rotterdam's lax attitude. "How is this possible in a city with a university, an art foundation, an academy of architecture, and the future location of the national architecture museum?" he asks in astonishment. Gunter, who contends that a complete restoration would not be as expensive as the city claims, has an alternative to demolition. One of the inhabitants' complaints is that the houses are too small by contemporary standards, and he proposes rebuilding the houses, keeping the exterior the same but making four dwellings into three. If all fails, says Gunter, the White Village might well be reconstructed in Germany. "Dortmund and Hannover are interested. These are serious plans."

Rov Bijhouwer of Rotterdam's urban planning department, however, feels that keeping only the facades intact would be tantamount to building a stage décor. "The interior and the street pattern are just as essential to the character of a young landmark," he says. Three architects have submitted plans for new construction. None has suggested identical reconstruction, but in all three there are traces of Oud's work. In the Dutch tradition of community participation, the final choice will be made at neighborhood elections. In the meantime, the planners are compiling as complete a documentation of the existing project as possible. There is no doubt that a new White Village is an expensive proposition; not counting the actual construction costs, the city still has 9.5 million guilders in loans to pay off for the sloppy restoration in 1977, plus another 3.5 million to raze the buildings and prepare the site.

The Kiefhoek

Another of Oud's Rotterdam projects for low- and middle-income housing, however, has been landmarked. The Kiefhoek (1925-1930), comprising 298 white-plastered houses, two shops, and a church, was recently given what one might call a lick and a promise:



©S.J. Gragnato

new roofs, facades, chimneys, window frames, and paint. By using a municipal program for the jobless, the city was able to keep costs down to \$7,000 per dwelling. "Oud had to economize drastically on his original plan," says Peter Verschure, of the Rotterdam urban development department. "He not only had to leave out conveniences like showers and built-in ironing boards, but here, too, costs were cut by building on concrete slabs. Just a year after the Kiefhoek was completed, the facades started to crack. One block of eight houses is in such poor condition that the city is seriously considering tearing it down. And there's no talk of real restoration until after 1990."

While working on the Kiefhoek, Verschure became increasingly fascinated by Oud's visual vocabulary. "He was doubtless under pressure from the city to attain a high density. But even within that demanding program, you can see that he enjoyed finding refined ways of using symmetry, asymmetry, and repetition. It is very subtle, more so than in the Witte Dorp. It grows on you."

The Weissenhofsiedlung

Whatever the fate of the White Village, its construction in 1923 encouraged the city of Stuttgart to invite Oud in 1927 to participate in the Weissenhofsiedlung, an experimental housing project under the artistic direction of Mies van der Rohe. Sixteen prominent architects—among them Walter Gropius, Le Corbusier, Hans Poelzig, Mart Stam, Bruno Taut, Max Taut, and Hans Scharoun—were asked to build a total of 60 dwellings on a hill northeast of the city in what was to be the first international manifestation of *Neue Sachlichkeit*, or New Objectivity.

The idea for the project originated with the Deutsche Werkbund, a group founded in 1907 to improve the position of German goods in the international market by introducing a higher standard of design. Like De Stijl, there were profound differences of opinion among the Werkbund's members, but through frequent exhibitions and publications the group fostered a common sense of purpose. The architects in particular felt they were working together to improve the nation's industrial culture. Because of the Werkbund's prestige, the Stuttgart city council incorporated the Weissenhof into its regular building program and provided the land.

Oud's contribution was a compact row of five one-family houses. Stuttgart is now renovating the entire complex—including an apartment block by Mies van der Rohe—and the restoration of Oud's building was finished just over a year ago. The previous inhabitants have returned to four of the five houses; the fifth house has been given to Sibylle Heeg, an architect at the University of Stuttgart. She is, to put it simply, thrilled and was more than happy recently to give a guided tour. "Oud was really ingenious," she notes, pulling open a cupboard. "You see how thick the walls are inside? The heating was hidden away here inside the wall so that the hot air would circulate throughout the house. In every possible spot he used the space between the walls to build cupboards and closets, a system well-known in America but unusual here. There is space for utilities on the north side; that is why there are no windows on the ground floor. Above the utilities on the second floor, there is a small room that my son uses as a playroom."

Oud, it appears, was remarkably adept at finding places to let in daylight. The house has three double skylights—including one in the bathroom—that can be easily opened with pulleys. In all three doors on the second floor there are little eyeholes of glass surrounded by a chrome disc, a seemingly maritime motif. "Ostensibly to let in more light," says Sibylle, "but personally, I think that was just legitimization for a design element he liked." The only change to the interior was breaking out part of the wall between the kitchen and the living room. For the rest Sibylle has tried to keep to the spirit of the architect, and she consulted the Landmarks Commission regarding the original colors of the woodwork. Moreover, the English company that had manufactured the original window frames still exists and was commissioned to make new ones just a few inches longer to accommodate the extra thickness of the added insulation.

In the Weissenhofsiedlung Modern architecture "went public" for the first time. In his opening-day speech, Mies van der Rohe called the project "part of the great struggle for a new way of life." There was criticism, of course—it was labeled "Stuttgart's Folly" and "a suburb of Jerusalem"—but for several months after completion 20,000 people a day visited it. This had a two-sided effect: on one hand it promised wider acceptance of the clean white surfaces and flat roofs that characterized the new architecture; on the other, it accelerated the process of polarization in Germany between the National Socialists and left-wing architects. It is not surprising, then, that in 1938 Hitler condemned the project as *Entartete Kunst* (degenerate art) and slated it for demolition, to be replaced by new headquarters for the Wehrmacht General Command. Although these plans never materialized, some of the Weissenhof buildings were used to accommodate anti-aircraft troops, and Mies's complex was turned into a children's hospital.

After Oud suffered breakdowns in 1927 and 1932, he was dismissed by the city of Rotterdam. Following the war he was disillusioned when he received no commission to help rebuild the shattered city. He was posthumously honored, however, by two building projects—a convention center and a town hall—that were executed by his son Hans, a civil engineer who recently completed a Ph. D. thesis on his father. And, for the demolition of the White Village, there is some compensation—and belated recognition—in the resurrection of Café De Unie and the renovation of the Kiefhoek and the Weissenhofsiedlung.

CLASSIC EXAMPLE



*Architect: Barancik Conte &
Associates
Owner: Levy Organization
G.C.: Schal Associates*

CAST FOR QUALITY APPEARANCE PRECAST/PRESTRESSED OFFICE BUILDINGS

The building had to have visual appeal and manifest quality. It had to be the standard against which others were judged. At the same time, strict economies were necessary.

The architect specified white quartz faced precast concrete panels to complement the restrained simplicity of the building. The consistent beauty of the panels, ease of construction and a competitive price provided the prestigious image within budget parameters.

We call it a classic example.

Additional information? Contact your local producer or write:

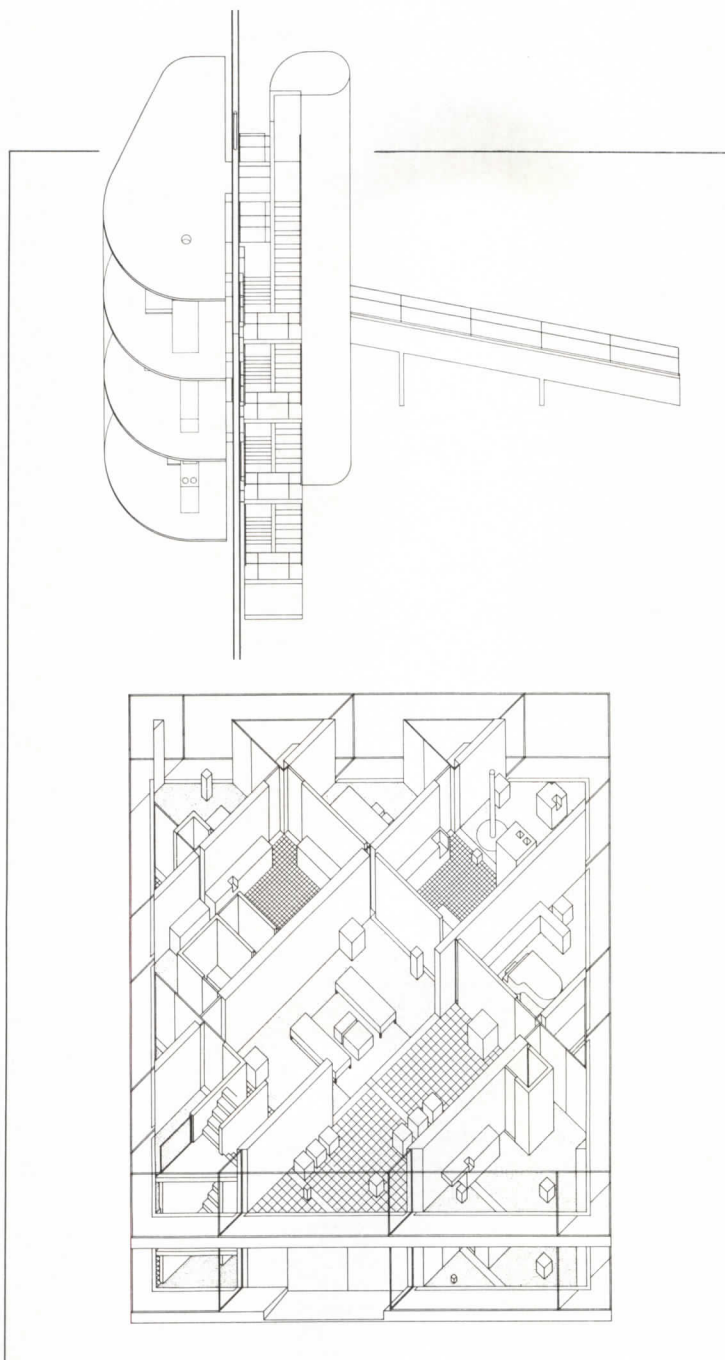


Prestressed Concrete Institute, 201 N. Wells St., Chicago, IL 60606 • (312) 346-4071

Circle 51 on inquiry card

Books

Top: *Wall House I*, axonometric, 1968-74; bottom: *Diamond House B*, axonometric, 1963-67. From *Mask of Medusa*, by John Hejduk.



Mask of Medusa, edited by Kim Shkapich; introduction by Daniel Libeskind. New York: Rizzoli, 1985, \$50 (\$35 paperback).

Reviewed by Michael Sorkin

When Kim Shkapich returned from Japan where she'd been supervising the production of John Hejduk's book *Mask of Medusa*, she was naturally full of stories. She seemed particularly struck by the wizened gent who'd directed the printing of the book, a man officially designated a "Living National Treasure." Our system of honorifics somehow doesn't embrace this kind of reverent national sentimentality, but if it did, Hejduk would top my list for enshrinement.

John Hejduk is an architect about whom it's only possible to write an homage or a diatribe. His work is situated with such precision and produced with such commitment that its ambiguities can only be seen philosophically, as didact's gaps, designed to query and to lead. Seeing his beautiful oeuvre of over 30 years assembled in *Mask of Medusa*, one cannot resist its power of instruction. It exposes its issues in the best way, not through harangue or seduction, but by example. More than any other architect producing today, Hejduk is engaged in exemplary research. He teaches by inviting witnesses.

For the past 10 years, Hejduk has been the dean of the school of architecture at Cooper Union and has fashioned the place into what is easily the most singular and visionary architectural school in the world. At a time when most schools are heavily invested in the evasions of pluralism or in selling out to the spurious practicalities of "development," Cooper remains dedicated to architecture's prosody. It's all Hejduk's doing. The school doesn't exactly institutionalize his sensibility as much as it depends on it for inspiration and protection. Hejduk—the eternal investigator, the "paper" architect—is a larger-than-life vision of what a student should be, in every way attenuated. He's literally large, a gigantic six-foot eight, and filled with the congenial madness of the romantic, framing delicate metaphors in his almost impossible Bronx accent.

Hejduk began his own architectural studies at Cooper, went on to Harvard in the early 1950s, had a Fulbright in Rome, worked in various offices—a broad, if not immediately exceptional route. His early work is very much of its time, the sort of organized Modernism that sought to enrich

pared forms with a more fecund sense of shape and material, modestly sensualizing received models with fieldstone and curves. In 1954, however, he was offered a job at the University of Texas, where Harwell Hamilton Harris had just been installed as dean. Hired with Hejduk were Colin Rowe (a theorist of great influence in American architectural education) and the painter Robert Slutzky, educated under Albers and devoted to the investigation of De Stijlian rigors. The three anointed themselves "The Texas Rangers."

The time in Austin proved incredibly fertile for Hejduk. He immediately set himself a project which was clearly informed by what must have been a most happy symbiosis among the Rangers. It was to be a suite of 10 houses, each an investigation of the nine-square plan of the canonical Palladian villa

(the subject of Rowe's later essay "The Mathematics of the Ideal Villa"). As a compositional discipline, the Mondrianesque paradigm—the enrichment of an abstract minimum—was paramount. As a more strictly architectural investigation, the Miesian mode, with its fascination for the details of pure intersection and its distilled strategy of elements, suffused.

Hejduk completed seven of these Texas studies, and they are a remarkable corpus, austere drawn with the hardest leads, toying persistently with the edge of the envelope beyond which architectural abstraction becomes mere composition. Unbuilt, perhaps unbuildable, the drawings nevertheless motivate production, presaging the derived investigations of influenced architects like Peter Eisenman and

establishing the parameters of the nine-square problem, one of the classics of architectural pedagogy. They also lead directly to Hejduk's next series of studies.

In *Mask of Medusa* the Texas Houses are presented in plan, elevation, and axonometric, the preferred Modernist mode of representing three dimensions. Axonometric projection is privileged for its "objectivity," for the fact that, unlike perspective, its every dimension is true to scale, yielding a favored flat, anti-illusionistic space. In making his projections of the Texas Houses, Hejduk used generating angles of 30 and 60 degrees. What this yielded on the page were (given the square basis for the underlying plans) a series of shapes that approached the diamond, unbalanced in a kind of latent aspiration to a 45-degree relationship to plan. I impute this latency not simply because of what came next for Hejduk, the Diamond House series, but also because of historical precedent in the work of Mondrian and van Doesburg.

In any event, the subsequent Diamond projects represent a striking development. The act of rotating the plan to yield the diamond, while still indebted to cubistic concerns, proved to be a tremendously stimulating move. First, it generated a system in which the third dimension seems intrinsic rather than derived, in which space is subsumed by plan rather than simply its by-product. Its visible rotatedness also implies the fourth dimension in its irruption of the stasis of the square. The diamond thus becomes more strictly architectural even as it becomes more purified in its abstraction. And, as Hejduk himself has noted, the diamond is also a kind of ideogram for perspective, diagramming station point, cone of vision, vanishing point, and—along its hypotenuse—picture plane.

The discovery of this hypotenuse marks a crucial divide in the evolution of Hejduk's work. For Hejduk, the hypotenuse became architecturalized as a wall, the moment of "entry-exit," a plane of transformation as well as designation. This retrieval of the wall marks the point at which Hejduk's architecture becomes truly temporal and spatial, resulting in a number of consequences. Most immediately, it liberated subsequent work from the hemming frame of the Texas and Diamond series, that circumscribing residue of painterly inspiration. Thus untrammelled, the work became newly free, and Hejduk's forms emerged as autonomous objects, rather than operations within a system. A series of projects in the late '60s and early '70s

Master of Possibilities: John E. Hulse

Vice Chairman & CFO
Pacific Telesis Group

Long distance or local, Pacific Telesis gets great reception with the MasterCard BusinessCard.

Pacific Telesis chose the new MasterCard BusinessCard™ because it is consistent with the company's philosophy... progress, intelligently planned. It's a philosophy Pacific Telesis is bringing to life in many ways—from providing quality phone service in California to operating a paging company in Thailand. And, it's a philosophy that warrants the best corporate card program possible.

Whether it's a technician in California or an executive in New York, the BusinessCard makes every employee's work easier. It's welcome in four times more places than any other corporate card and offers cash access at 110,000 locations.

The BusinessCard program enables Pacific Telesis to control business expenses with virtually no administrative effort. It offers individual credit limits and monitoring for each of the 12,000 cardholding employees at Pacific Telesis.

Finally, the BusinessCard offers unparalleled flexibility. The program was tailored for Pacific Telesis by its bank so the company chose services that were right for its business. In addition, each card carries the Pacific Telesis logo.

The distinctive silver BusinessCard is an investment in progress for Pacific Telesis. The program is helping the company live up to its corporate philosophy by keeping it in touch with all the possibilities.

For more information call 1-800-821-7700. Ext. 706



Master
The Business Possibilities™



celebrates this literal pulling apart of elements, the freeing of shapes from rationalist compaction. An increased use of models is another pleasure of this conquest of air.

But, most dramatic of all, was Hejduk's invention of the wall house, the creation of what to me are his first really great works. The wall is architecture's most intrinsic datum. By discovering the wall through the long compositional research of the Texas and Diamond projects, Hejduk was able to use it in a new way. His enormously influential 1973 scheme for the Bye House, designed for a site in Ridgefield, Conn., is seminal. Floating in front of a wall compounding both backdrop and frame are three sinuous room/elements, foregrounded like scenographic clouds in a theatric sky. Behind the wall is an apparatus of support comprising stair, plumbing, another chamber, and a long perpendicular hallway which elongates the composition and adds ritual duration to the physical movement among the elements.

The wall projects represent both a turning point and a point of great maturity in Hejduk's research. They stand at the peak of a trajectory of investigation that, for all its originality, was centrally engaged with issues at the formal core of "classical" Modernism. As the Texas Houses were in many ways enlargements of preoccupations that had stirred Mies and Mondrian, so the wall projects were partially the product of an awakened interest in Le Corbusier—in his plasticity, color, sense of space and motion, and his certain way of deploying multiplicity. This interest in Corb coincided with a larger absorption in things French: a fascination with Parisian surrealism, a new attention to the novel, to Flaubert and Stendahl, to Robbe-Grillet, to an idea of risk and the fascinating tenuousness of narrative.

Hejduk sometimes describes the subsequent transformation of his work as a movement from an architecture of optimism to one of pessimism, a description that both occludes and reveals. Certainly, he has exceeded the minute certainties of geometric investigation and become absorbed in the resonance of dissonance. His recent work has also left behind the centering certitudes of the received architectural program. This "pessimism" is one which no longer finds sufficiency in "the house" as a research armature and which is no longer able to treat any aspect of architecture as, in effect, a given. Much of the more recent work has been produced under the rubric of "Masque." The intent, it seems, behind this invention is to extend the lyricism of his architectonic concerns to the structures of life.

The Masque abets architectural narrative-making by allowing a retrieval of the mimetic. Hejduk is interested in the line between masque and mask, in architecture as both the guise and the concealment of social life. The creation of these architectural dramas entails much risk. The poet's search for penetrating realignments of the familiar can

lead—as is the case with so much architecture nowadays—to depressing recapitulations of the banal, to a pseudo-mystic poetics of kitsch. Hejduk's work, though, is so achingly genuine, so affecting both formally and dramatically, that there is never any doubt of the profundity beneath the simplicity. It may be pessimistic work in its persistent disengagement from conventionalism, but it's sheer optimism in its longing for an architecturally angelic, for strategies for reuniting space with an idea of the sacred.

The project for The 13 Watchtowers of Cannaregio, designed in 1979 for a campo in Venice, is structured around a narrative program which proposes that the city designate a lifetime inhabitant for each of the identical towers, to pass life in monumental,

watchful solitude. The program also includes a sort of on-deck house in the campo, where another citizen awaits a vacancy on the death of one of the 13. Elsewhere in the city is a "House for the Inhabitant Who Refused to Participate." Working from this outline, Hejduk crafts a lapidary exploration of the dimensions of the distance between this regulated content and a form which artistically redeems its essence. Central to the success of the project is an acute interpretation of the typology of the tower and of the historically mesmerizing character of Venetian space, a hoary artistic objective and an object of persistent fascination for Hejduk. The more recent "Berlin Masque" fixates another terrain. If the Venice project was preoccupied with rituals of solitude, Berlin is concerned with forms of

propinquity. A fun-fair-like spray of objects is arrayed on a hedge-hemmed site. Each piece is designed independently but enjoys a clear familial relation to the others. The forms are compounded of simple, materially straightforward elements that create a landscape of both repose and rebuke. The whole comprises a carnival of conciliation aimed at inventing an ambiance of contemplation and humility. Sitting, as it does, near the wall and the former headquarters of the Gestapo, it counterposes its own frailty and lightness to the oppressive banality of the adjacent evils, like grass growing on the tracks to Auschwitz.

Let's hope for another 30 years of such work, collected in as handsome a volume. This beautiful book is a tribute to the craft of both living national treasures involved with it.

The Chalyce CollectionTM
...extraordinary

CHICAGO
FAUCETS

Commercial quality faucets for residential use since 1901.

The Chicago Faucet Company • 2100 South Nuclear Drive • Des Plaines, IL 60018
312/694-4400 • Telex: 28-2528 CHIFAUO

Circle 52 on inquiry card

Case Study:

No. 2 in a Series of Case Histories from Nichols-Homesield

The Problem: Caradco, one of the nation's leading wood window manufacturers, wanted to improve the quality of their product line. A major problem was that their wood sashes were not being accurately matched by the available cladding. To meet the demand of distributors across the nation, Caradco produces a product line of over 50 different window types. The unit requirements for these windows are gauged in increments of 4". When dealing with sashes of up to 5' 10" in length, insuring a perfect cladding match becomes a critical issue. Due to variations in the aluminum cladding, Caradco was encountering lost production time, unpredictable scheduling and an inconsistent product.

The Solution: Caradco found in Nichols-Homesield a supplier with years of cladding experience who could understand their technical requirements. Nichols-Homesield's engineers worked with Caradco to determine the optimum tolerances for both the wood sashes and the aluminum cladding. Then they designed tooling for Caradco that allowed all cladding to come well within the specified tolerances. Nichols-Homesield also inserted a score line to allow a perfect angle exactly where needed.

The Result: Due to the expertise of Nichols-Homesield's roll form engineers, Caradco has achieved a stabilized product line that offers a consistent and quality product. Cladding lengths now match wood lengths. Folds are accurate and clean. Assembly is smoother and faster. Scheduling and efficiencies have been dramatically improved. Overall output and profits have increased. Now Caradco, in business since 1866, can look forward to many more profitable years, thanks in part to the roll form engineers at Nichols-Homesield.

Whether, like Caradco, your company is a wood window pioneer or a relative newcomer, the roll form engineers at Nichols-Homesield would like to help maintain your quality and your future. Give Gaylor Jones a call and our team will help to meet your needs.

(800) 323-2512 Toll-free (312) 851-5430 in Illinois



NICHOLS-HOMESHIELD

America's Alloy

Or write to: Nichols-Homesield, P.O. Box 1617, Aurora, Illinois 60507

© Nichols-Homesield, 1986


Circle 53 on inquiry card

Casual sophistication. Furniture to indulge your sense of style. **MAYLINE**



Mayline Company, Inc., 619 N. Commerce Street, Sheboygan, WI 53081
Circle 54 on inquiry card

Marble From Italy. The Natural Choice.



Italy. For more than 2,000 years creating the standard, with dedication, superior craftsmanship and quality. Marble from Italy. The natural choice for your architectural and design needs.

The Italian Marble Center

499 Park Avenue • New York, New York 10022 • (212) 980-1500
A division of the Italian Trade Commission.

Circle 55 on inquiry card



Image, identity and appeal

Despite all those measured voices of the economists (for how many years now?) foretelling an end to the extraordinary and somewhat unpredictable boom in office-building construction, it has, until now at any rate, continued apace.

When that inevitable slowdown *does* occur, it will probably only ramify the tendency for clients to insist that whatever office structures *are* built have a strong, marketable "identity" or "image." That trend, however sensible in its long-ago origin, sometimes recently has crested in some excessive, nonsensical eccentricities—caricatures of regionalism, symbolism, whatever style you can name, or just overwhelming glitz.

Perhaps, for the sake of those future office buildings—in whatever quantity—we should add another simple word, "appeal," to the short list of marketable aims—an assured individuality doesn't *have* to have exhausting pyrotechnics!

This study includes four low-rise projects that, among them, use a lot of the usual devices—but with just that iota of restraint necessary for a longer-lasting, and real, appeal.

One, in Las Vegas, is a center for small rental offices that rediscovers the time-honored allure of a desert oasis. Another, offices for a law firm in Columbus, Ohio, offers civic hospitality with a fairly sprightly, and eye-catching, variant of traditional legal dignity. Regionalism gets a slightly Postmodernist transfusion in a rural Pennsylvania insurance company headquarters. And a high-technology corporation abets its desired image with a very crisp modern, but also very humanistic and sympathetic, building in a wooded expanse outside Cleveland.

Each of these buildings is obviously trying to "sell something" for the owner, even if it is only friendliness or an eye-appealing projection of self-esteem. But each goes beyond mere "packaging," and tries—through well-considered planning and design—to provide some really genuine, and lasting, answers to that problem. *Herbert L. Smith, Jr.*

Vistas for Vegas



A somewhat daunting challenge faced the architects of this village-like center for small rental offices: to create enough appeal to lure pedestrian traffic in the intense desert climate of Las Vegas. The problem was not so much to design for a forceful, overall impact, but to provide an appropriate atmosphere and identity for each of the tenants, and to beguile their visitors and clients to seek them out.

With possibly a few hints from the Alhambra and Luis Barragán, a meandering oasis was created, with unexpected pockets of shaded arcades and courts, replete with pools, fountains, plants, patterns, and colors. As William Bigelow, partner-in-charge for architects Leason Pomeroy Felderman Associates, comments, "All elements of the architecture are not apparent until one begins to explore. We wanted to create a sense of mystery and surprise for visitors. People don't expect to go around the corner and suddenly find themselves in a turquoise courtyard filled with water and an island of pine trees." And, he adds, "The tenant spaces here are quite simple and flexible. This is an architecture where the spaces between are more important. The courtyards and gardens are visual and contemplative; the arcades, which provide access to lease space, are linear and active." As directional guides, areas for pedestrian circulation are in shades of blue in the otherwise rose-toned, stuccoed building.

This latest addition to the 35-acre Renaissance Center backs up to the earlier Phase I buildings for commercial retail and larger corporate tenants. This second phase is designed as a multitenant structure easily subdivided into air-conditioned spaces as small as 800 square feet—with the average about 1,500 square feet. The entire angled building contains 76,284 square feet.

A final phase of additions to the office park, which will be complementary to this Phase II and flank it on either side, is now in production by the architects. All the buildings are separated by drives and planted "auto courts" for parking. The entire project is located in a primarily residential area of Las Vegas, and is all one story in height to keep in scale with the neighborhood.

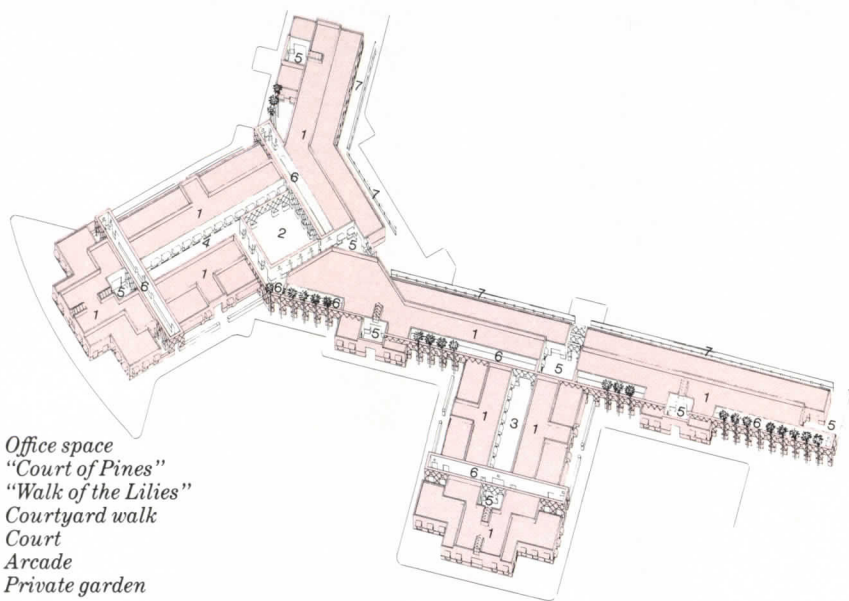
Buildings with such a simple but sophisticated appeal as this are refreshing to those of us whose mental image of Las Vegas is that of the bright lights of the casinos. But it seems to work. There is a major and growing daytime business community. Michael Saltman, managing general partner of the Vista Group—owners and developers of the project—says that, "The design of the project was atypical for Las Vegas. It took time to be accepted—the look was not familiar. But once we were able to draw in tenants to have a look and experience the atmosphere, the leasing program took off."



© Wolfgang Hoyt/ESTO photos




A lot of surprises and lush vistas greet the visitor in this new rental center for small offices. From the auto court (bottom), entrance loggias lead the eye into arcades (top left). These, in turn, open into courts—such as the “Walk of the Lilies” (center left), and the cloistered pools of the “Court of Pines” (below). The sketch shows the extent of the walks and courts, which help give identity for the tenants.



- 1. Office space
- 2. “Court of Pines”
- 3. “Walk of the Lilies”
- 4. Courtyard walk
- 5. Court
- 6. Arcade
- 7. Private garden

The interplay of simple forms, patterns, and soft colors give a constantly changing montage as one progresses through the arcades and courts of the office center—as these photos clearly show. Many of the walks are topped with a chain-link and steel frame system (directly below) which will support wisteria vines and form a luxuriant, shady ceiling. The arcades are oriented to shield the buildings from the intense

western sun. All the phases of the development—retail and offices—are expected to work well together through complementary user needs. And the potential market seems to be increasing, with a lot of nationally known corporations recently establishing new, major operations in the city. As a sensitive effort to create an appealing desert architecture, it deserves every hope for success.



*Renaissance Center
Office Park, Phase II
Las Vegas, Nevada*

Owner:
The Vista Group


Architects:
*Leason Pomeroy Felderman
Associates—William H. Bigelow III,
partner-in-charge; William H.
Bigelow III, Richard Clark IV, Helen
Bowling, design team; Philip L.
Kroeze, project architect; James T.*

*Wirick, project manager; Craig M.
Shulman, job captain*

Engineers:
*R.L. Foley & Associates (structural);
Tsuchiyama & Kaino (mechanical);
R.E. Wall & Associates (electrical)*

Landscape architect:
POD

General contractor:
Grove Construction



Headquarters for
Porter, Wright, Morris & Arthur
Columbus, Ohio
Warren Platner Associates,
Architects

Tradition transformed



The specially created garden court forms an eye-catching space for functions, and a lush outlook for all the conference and waiting rooms. Exuberant planting extends from the sculptural tubs, with their polished-stone inserts, through undulating balconies and plant boxes, to a hanging trellis at the top. As can be seen, all is dramatically lighted, within and without, for evening entertaining.

A big infusion of Warren Platner's special flair has created an unusual combination of sprightly dignity and traditional quality (from occasionally surprising means) for these new headquarters for Porter, Wright, Morris & Arthur—one of the nation's larger law firms.

The basic program requirements included some challenging ones of functional efficiency and economy: 530 people (330 with private, preferably windowed, offices) were to be comfortably fitted into six floors (totaling 150,000 square feet) of a new speculative office building. There were to be no general office spaces. According to Platner, this is half again as many people for the area as is usual in law firms.

Typically, the lawyers also needed lots of storage and file space; conveniently placed, semiprivate secretarial stations; a legal reference library; inviting reception and waiting areas; and lots of conference rooms of varying sizes. And, of course, computer terminals.

However, in addition to all these work a day needs, the lawyers especially wanted facilities that would enhance their community position as hosts and leaders. This entailed not just a design "image," but appropriate spaces that could be made available to clients and civic "movers and shakers" for receptions, public events, fund-raising, and the like.

To solve these ambitious space problems, Platner enclosed an existing light well, which extended into the firm's six floors, to create a rather schmaltzy garden courtyard. This not only added room for crowds, but gave a unified identity for the firm's spaces. The court was flanked by overlooking stacks of dual-purpose conference/dining rooms and reception/waiting areas (drawings and photos overleaf). Any or all of these spaces may be used in combination for entertaining. Projections for balconies and plant-bays create undulating "shelves of gardens" as focal points for all six floors of the offices. And festive lighting extends use of the areas for evening functions.

On the efficiency side, Platner's "first task was to design the corridors," which were of necessity very long, due to so many private offices. He decided to make double duty of all that space, and use the halls as "corridor file rooms with aisles." Lateral files and cabinets are inset into the walls, and lighted by elegant, functional fixtures.

For economy, the interiors are "basically a plasterboard job," layered to form subtle panels. For a bit of traditional luxury, travertine is used sparingly in public areas for borders and corners, and mural-like panels of wood or fabric are used in conference rooms. Carpets are set into polished wood borders to give the appearance of area rugs. This touch of the sumptuous and, maybe, just a hint of gilt-glitz, is restrained enough to succeed very well, indeed.

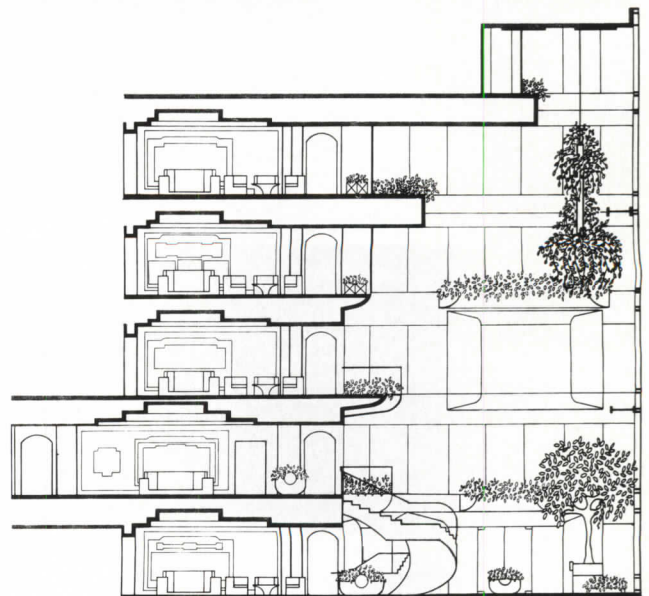


Jaime Ardiles-Arce photos



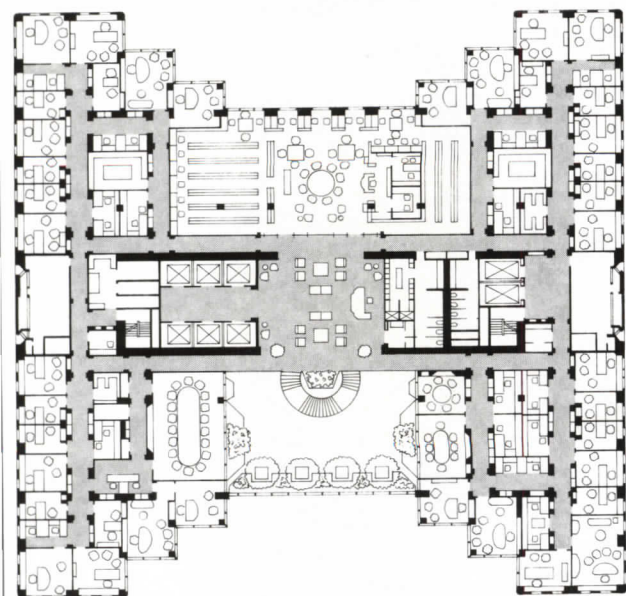
The evocation of a "traditional" ambience for the lawyers is done with insouciance and wit. Always an individualist in his design approach, Platner concerns himself with both the grand effects and the smallest details—and especially with design congruities that will create a little stir. All the furniture used here is modern, and of Platner's own design—some of it very well known, such as his elegant, spare, wire tables

and chairs. Platner has—with some bravura—upholstered all seating with varicolored, floral tapestry, set it on busily patterned carpets he designed, and backed it (in the conference rooms) with panels of floral linen or richly grained, inlaid wood. This onrush of pattern is added to by the shadows and configurations of the plasterboard panels and coffered ceilings. These perhaps surprising combinations



could easily have become stridently off-beat—but here, give an aura of quiet assurance. A typical conference/dining room (below left) shows clearly how a custom-crafted, inlaid table and wall panel, and end-walls of fabric (see details overleaf) give a fresh echo of yesteryear. The Platner-designed carpet is used small-scale in conference rooms and halls, larger in reception areas (below right). For the rather


spectacularly framed “arts program,” Platner evolved a collection of historic legal documents (researched and found by his office), which—partly because of their basic interest, and partly because of their framing and positioning, are singularly arresting. The end effect of all this attention to detail is one of a comfortable club with much to intrigue the mind and the eye.






Platner has created focal points throughout, whether at corridor ends, or through the glass-walled library (above left). The length of the file room/corridors (above) is broken by arches and by widening at entrances to the secretarial spaces (opposite left) and the lawyers' offices (opposite right). Details are important, as can be seen in the photos below of a conference/dining room. At left can be seen the effect of


the multiple patterns of carpet, upholstery, wire furniture, inlaid tables, and fabric panels (which open to reveal tackboards). A special wall panel and light fixture in a similar room are shown below. The legal documents shown opposite below are a 19th-century plasterer's apprentice contract, whimsically framed in rough plaster, and a Henry VIII contract giving a confiscated monastery to a friend.





*Porter, Wright, Morris & Arthur
Headquarters, Columbus, Ohio*
Owner:
Porter, Wright, Morris & Arthur
Architects:
*Warren Platner Associates—
associates of Warren Platner on this
project: Carl Gottschalk,
Mark Morgaridge, Robert Brauer,
Lee Ahlstrom, David Parisi, Kathy
Pope, Linda Muirhead, Jim Wiebe,
Eileen Shields*

Consulting engineers:
*I. A. Naman & Associates, Inc.
(mechanical/electrical/plumbing);
Skidmore, Owings & Merrill
(structural); Jules Fisher & Paul
Marantz, Inc. (atrium lighting
consultants)*
Construction manager:
Gerald D. Hines Interests
General contractor:
*Dugan & Meyers/Newberg,
a joint venture*



PHICO Group Corporate
Headquarters
Mechanicsburg, Pennsylvania
Metcalf and Associates, and
Keyes Condon Florance,
Architects in joint venture

Regional recalls



© Gregory Murphey



Regional Pennsylvania Dutch recalls abound in this company headquarters. The main facade (above top, and large photo opposite) echoes typical great, patterned-brick country houses nearby. The back (above) recalls a farmyard, framed by outbuildings. The end facades (photos bottom and right) forcefully symbolize over-scale barns and silos—here, glass block encloses fire stairs in the insets.

In the search for a design image that is friendly with its surroundings, recalls of regional motifs have, of course, long been a recurrent favorite. But it is a technique that can occasionally perpetrate some dubious extremes—from overly quaint sentimentalism on the one hand, to abstruse, far-fetched abstractions on the other. In this new headquarters for PHICO, an insurance company in the health-care field, regionalism succeeds in a strong, fresh way.

Located in largely rural Pennsylvania Dutch country, the building makes forthright use of local forms, materials, and patterns. Recognizable allusions are made to barns, big country houses—even to steel mills and antique quilts. But it is done with a reasoned, innovative eye. It is treated as a “straightforward object, set squarely in the wildflower meadows without apology,” comments Philip Esocoff, project designer for Keyes Condon Florance. “Barns don’t need to blend in—they can sit out there and not be an intrusion.”

The structure is steel frame, with 10-foot ceilings, raised floors for conduits, and 30- by 55-foot bays, which give big, column-free areas for flexibility and future change. The exterior has a granite base, and is surfaced with patterned courses of unusual-sized glazed brick—8-by-8 and 2-by-8. An occasional sprinkling of bright red bricks sparks the otherwise monochromatic pattern. The roof is copper, which will eventually turn green. The scheme is almost, but not quite, symmetrical: the upper floor is inset on one side, flush on the other; fenestration is slightly, but calculatedly, off-balance.

Primarily planned for general office use, the headquarters is fairly “full service,” and also includes a number of multipurpose conference rooms (with rear-projection facilities), a cafeteria, a health and fitness center, a library, a computer center, and a basement television studio to make educational tapes for clients. A soon-to-be-built wing will provide a big lecture hall and guest quarters. Loading docks are underground, and approached by an exterior ramp. Entrances for the flanking parking areas are via glass-enclosed links to the wings at back.

Several energy-saving factors were designed into the building. The main facades are oriented north-south, with south windows recessed for shading, and fitted with “light shelves” to reflect natural light into the building. East and west walls have limited glazing. Photo-sensitive cells adjust artificial lighting. The three atriums were designed to add natural light to the center of the building, while reducing the exposed perimeter.

All in all, the building is a suitably functional and very interesting one, which demonstrates that, perhaps, the answer to regionalism is not to be timid about it—and to use a lot of imaginative care.



© Gregory Murphey




© Gregory Murphey



Robert Lautman photos except as noted

Internal, natural lighting was a major concern for the architects, who created three tall, bright atriums, and used a fair amount of glass block. The west atrium (below left, and section) uses a skylight and bounced light from clerestories to reach a planted garden and the offices at basement level. As can be seen in the photo, that lower level had to be wire-glazed because of fire laws. The east atrium (directly

below) has its planting on balconies, and is used as a lounge. It also features a collection of Pennsylvania Dutch quilts. The regional quilt patterns are used as design motifs for the inlaid marble floors in the entrance areas (opposite, top left). The completion of the auditorium wing in the near future (shaded in plan below), will help enclose the garden off the cafeteria, and provide good-weather outdoor dining spaces.



© Gregory Murphey



WEST ATRIUM LOOKING WEST

PHICO Group Corporate
Headquarters
Mechanicsburg, Pennsylvania
Owner:

PHICO Insurance Company
Architects in joint venture:
Metcalf and Associates Architects—
William H. Metcalf, Jr., partner-in-
charge; Harold E. Davis, Jr., project
manager; Kenneth Kajiwara,
William Jones, project team
Keyes Condon Florance Architects—

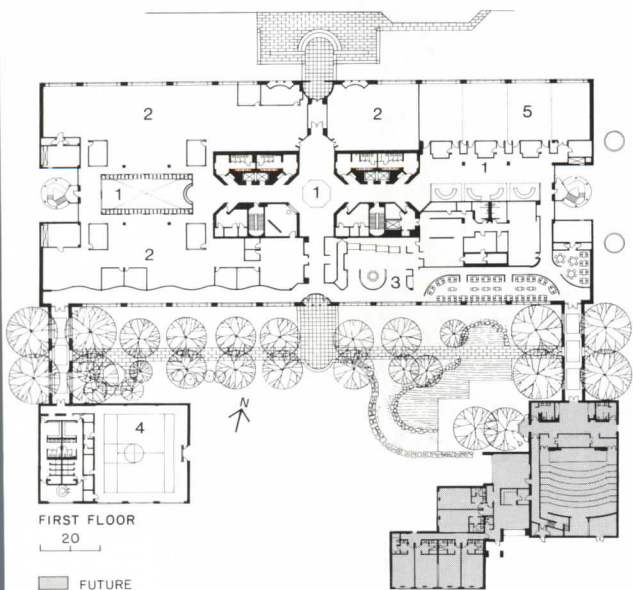

Colden Florance, partner-in-charge;
Philip A. Esocoff, project designer;
Steven Kleinrock, Amy Semmes,
William Spack, project team

Engineers:
Syska & Hennessy, Inc. (mechanical/
electrical); MMP International, Inc.
(structural)

Consultants:
Kenneth Parker Associates
(interiors); H. Edward Black &
Associates (civil & site landscape);

Oehme & Van Sweden (associate
landscape architects); Hysen
Associates (kitchen); George Sexton
Associates (lighting); Hubert Wilke
(audio-visual); Cerami Associates
(acoustics); Olivier Strebelle
(sculptor)


General contractor:
Gilbane Building Company



1. Atrium
2. Offices
3. Cafeteria
4. Gymnasium
5. Meeting rooms

Environmental empathy

TRW World Headquarters
Lyndhurst, Ohio
Lohan Associates, Architects



Almost as precisely and knowingly detailed as the high-technology concerns of its owners, this crisp, rhythmic, suburban headquarters gains its strongest identity and appeal from its major concerns for the environment—with great sympathy both for the site and for the personnel inside.

These new facilities for TRW, Inc.—an international company involved in such areas as aerospace, computer technology, and energy—are located in a rolling, beautifully wooded 134-acre tract in a suburb of Cleveland. It is a sizeable building: 450,000 square feet to accommodate 700 employees, plus 300,000 square feet for two levels of underground parking. It is sited on a central plateau, and approached by curving drives through woods, small valleys, and meadows. Roads are set somewhat below the surrounding grades to reduce their own visual impact on the terrain.

The building itself is also kept low in profile, with four slightly offset, terraced wings radiating from an atrium, to reduce apparent size. Materials mix machine precision with quiet, receding forest colors, which are used also to articulate function. Set on a base and substructure of Ohio sandstone, the building is framed in steel clad in a dark anodized aluminum. Nonstructural elements, such as window frames and sun screens, are expressed in lighter-colored anodized aluminum. Glass exterior walls are recessed six feet behind the structure for shade. Vertical circulation elements—fire stairs projecting outside, and elevator cores within—are surfaced in green marble. Entrance plaza and atrium pavers are brown granite. The atrium is the grand focus of the interiors (overleaf). Not only does it serve as the major circulation hub for the building—from the below-grade parking to the fourth floor—but its balconied levels provide sumptuous reception, lounge, and dining areas for visitors and the entire office staff alike.

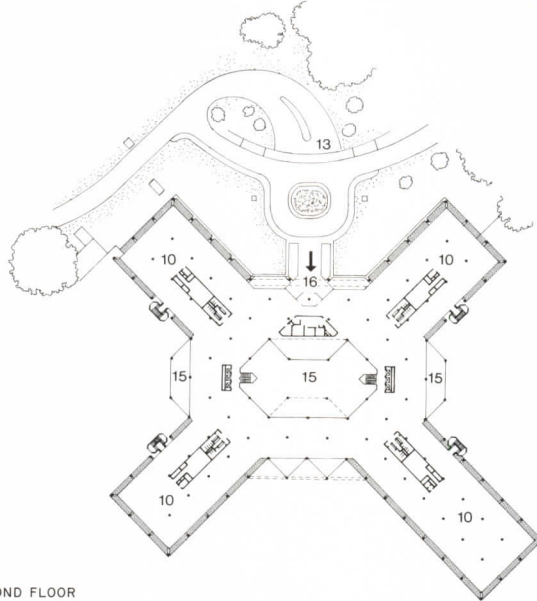
For maximum flexibility and future ease-of-change, working areas in the wings are largely open-plan around four service cores, and have raised floors for easily accessible cables and conduits. The interior designers devised a demountable system of custom partitions, which provide low-walled workstations at the perimeters, and glass-fronted enclosed offices near the cores, so all may share the views of the surrounding parklands. Sun screens outside the glass walls, and adjustable, see-through blinds within, shade the glass for clear visibility.

All-in-all, it is an extremely considerate building—for people and for nature—and will undoubtedly provide all-season pleasure and efficiency for a long time to come.



© Nick Merrick, Hedrick-Blessing photos





SECOND FLOOR

The aluminum-clad steel structure also provides the main visual interest for the big, glass-roofed atrium. Balconies at the different levels vary a bit in shape and size, forming an interplay of projections and insets. Lounges and dining spaces are replete with plants, art exhibition areas, and a waterfall that cascades down to the parking levels.

TRW World Headquarters
Lyndhurst, Ohio

Owner:

TRW, Inc.

Architects:

Lohan Associates—Dirk Lohan, principal-in-charge; Mel Wilson, project architect; Joseph Caprile, Jerome Jones, project managers; John Arnold, Joseph Doliner, Geoff Hamburg, Leonard Koroski, Jeanne Marker, Stephen Yas, project team

Engineers:

KKBNA (structural);
Environmental Systems Designs
(mechanical/electrical); Bevins
Consultants, Inc. (civil)

Interior designer:

Interspace Incorporated

Architectural adviser:

Herbert H. Swinburne

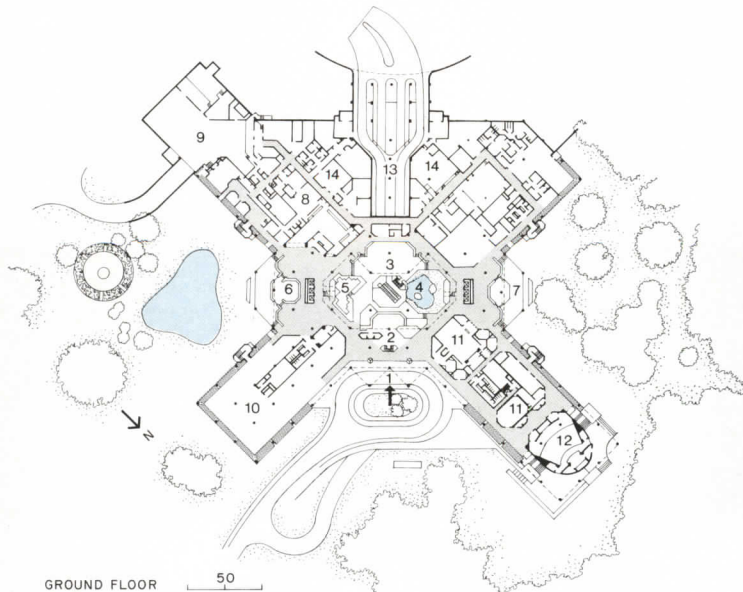
Landscape architect:

Sasaki Associates



Consultants:

Howard Branston Lighting Design (lighting); Robert A. Hansen Associates (acoustical); The Wilke Organization (audio-visual); Ronald J. Goodrich & Associates (behavioral psychologist); Project for Public Spaces Inc. (atrium); Rolf Jensen & Associates (life safety); Paul Alan Magil & Associates (security); Heery Energy Consultants (energy); Cini Gissom Associates (food service); Art Options, Inc. (art)



GROUND FLOOR

1. Visitors' entrance
2. Reception
3. Exhibition
4. Atrium/pond
5. Garden dining
6. Terraced dining
7. Main lounge
8. Food service
9. Loading dock
10. Office area
11. Meeting rooms
12. Auditorium
13. Ramps to parking
14. Service areas
15. Atrium—open to below
16. Employee entrance



Lloyd's
London, England
Richard Rogers Partnership,
Architects



Lloyd's of London



It has been almost a decade since the completion of the Centre Pompidou, but the Parisian "cultural fun palace" continues to haunt Richard Rogers as his best-known building. Though the architect has moved on to design industrial commissions and urban projects without his former partner and Pompidou co-designer, Renzo Piano, the only other Rogers-designed building that has received much attention in this country—primarily because it was constructed in Princeton, New Jersey—is the PA Technology Laboratory and Corporate Facility, a modest American version of his innovative Inmos factory in South Wales. The main reason for Rogers's low profile in the U. S. is that many of his important recent projects, such as the Coin Street redevelopment on London's South Bank, have addressed localized planning issues, or have remained unbuilt. However, the completion of Lloyd's of London will no doubt catapult the 53-year-old, RIBA Gold Medal winner back into the architectural limelight. The new headquarters not only houses one of Britain's most internationally prestigious and venerable institutions, but marks a significant new design direction for Rogers. A mere glance at the dizzying network of gleaming ductwork and service towers that crowds its glass and concrete exterior is enough to convey the message that Lloyd's stands as a far cry from the simple, well-serviced sheds of Rogers's past. Making the colorful, steel-braced rectangle of Pompidou look almost spartan by comparison, Lloyd's virtuoso display of structure and services is remarkable testimony to the potential richness and variation of late Modernism.

Like Norman Foster's Hongkong Bank, to which Lloyd's will be inevitably compared, Rogers's latest effort raises the science of building to a heroic art. It is an architecture to be envied by architects, inviting professional scrutiny and awe as to how each exposed, custom-designed detail was intensively developed and exquisitely crafted. As reflected by each of their new urban towers, both Rogers and Foster share a common belief in an uncompromised rationalism of prefabricated components and exoskeletal structure that often is achieved in close collaboration with the same engineers. Though the former partners' work has grown more closely allied in recent years since Foster moved away from the minimalism of the thin-skinned Willis Faber and Dumas building toward a more "honest" expression of structure, Lloyd's and Hongkong serve as reminders that the two practitioners still approach their shared obsession for technology from different perspectives. While Foster concentrates on single-mindedly devising the perfect object with Miesian elegance and restraint, Rogers assumes a more ad hoc approach to a changeable kit of parts that gives his buildings a less finished look. "Norman has the wonderful magic of making everything look absolutely completed and wrapped," states Rogers, who characterizes his own creative process as "a more open-ended proposition between transformation and permanence."

It is the adaptable nature of his work that won Rogers the chance to design Lloyd's, a commission that began in 1977 as a limited competition among six architectural firms (including, most notably, I.M. Pei and Partners and Foster Associates). Rather than proposing a finely tuned solution for the expansion of Lloyd's from its 1958 headquarters to an underwriting marketplace three times the size, the architect presented four alternative schemes. Each analyzed the insurance company's potential for growth on a small, awkwardly shaped site seemingly carved out from the City of London's cheek-by-jowl assortment of stone buildings. To maintain an uninterrupted area for "The Room," the open floor where Lloyd's underwriters lease work space, Rogers's winning design establishes a rectangular clear span at the center of the site and relegates the services to six external towers inserted into the leftover corners. It is a deceptively simple plan that focuses inward to a daylit atrium—one that belies the complexity of the building's setbacks and busy elevations, and that owes an obvious debt to the "servant-served" philosophy of Louis Kahn. Rogers readily

admits this influence, noting that a visit to Kahn's 1953 New Art Gallery at Yale inspired him to design in concrete, resulting in Lloyd's crisply detailed, column-supported beam grid. He also pays homage to Lloyd's to another long-admired Modern master, Pierre Chareau, whose Maison de Verre is recalled in the new building's prismatic, translucent glass skin.

While Rogers hardly can be accused of overt historicism, his established practice of structural and mechanical exposure has assumed a more boldly scenographic quality in recent years. Lloyd's corkscrewlike staircase towers and Paxton-inspired, barrel-vaulted atrium are elements echoed in the architect's urban projects designed in the early 1980s, such as the proposals for Coin Street, the Whittington Avenue office complex for a site adjacent to Lloyd's, and the National Gallery extension. Rogers rationalizes this new elaboration at Lloyd's as a contextual attempt to capture the dynamic quality of the City's medieval layout of narrow, winding streets, and it does succeed in breaking down the scale of the building. More exuberantly decorative than the cool, streamlined abstractions of his previous work, it imparts the Gothic image of a cathedral still under construction. The "turrets" of the stainless steel-clad staircases, the "buttressed" overhangs of the mechanical rooms, the ornate filigree of ductwork, the "flying" bright blue service cranes, and the vaulted "nave" of the atrium create constantly shifting compositions of silvery forms, rather than discreet elevations, that make the profile of Foster's Hongkong Bank appear absolutely self-contained. Contrary to criticism of Rogers's design before completion, the 14-story structure does not dominate its immediate surroundings—it is unfortunately overshadowed by the dark presence of the expressionless Nat West, P&O, and Commercial Union towers to the north (preceding spread)—but stands as a welcome addition to the City's skyline of Wren steeples and Modern slabs, especially when viewed from across the Thames.

As at Pompidou, Rogers has attempted to enliven the ground floor of Lloyd's with public activities, such as a bookshop, an information center, and a café as an extension of the adjacent shopping arcade of the Victorian Leadenhall Market. Access to these spaces, however, is made a half level below grade from a gloomy perimeter walkway distinctly separate from established circulation patterns of the street. Other shortcomings of Lloyd's are evident inside the building. Due to the slender proportions of the 240-foot-high atrium, the effectiveness of natural illumination from its skylight is diminished, except on the sunniest of days. Though sophisticated luminaires inserted into the ceiling coffers compensate for this loss, they have been fitted with cool fluorescents surrounded by black shields, a combination that distorts color and makes the ceiling appear lower on the office floors. On the two administrative levels, a last-minute decision by Lloyd's management to commission a French interior designer has resulted in the oddly surreal mix of traditional décor inserted into Rogers's techy kit of parts, including an authentic Robert Adam room preserved in a rusticated, fibrous plaster box that floats in the middle of the 11th floor. Despite this incongruity, Rogers should take satisfaction in the fact that, while most contemporary offices pay lip service to "flexibility" by providing a few movable partitions, Lloyd's achieves it through a raised floor system that incorporates a spacious plenum for air distribution, electrical outlets, and computer cabling.

Predictably, Rogers's new building has been met with the same skepticism that greeted Pompidou. Opponents of the architect's work who continue to dismiss his mechanistic preoccupations as expensive styling devoid of innovation, however, will have missed the point. For the strength of Lloyd's lies not in "high" technology, but in a rigorous adaptation of current engineering and building methods, applied with unswerving logic and control. As Rogers succinctly notes, "There is no low or high technology, just appropriate technology."


Deborah K. Dietsch



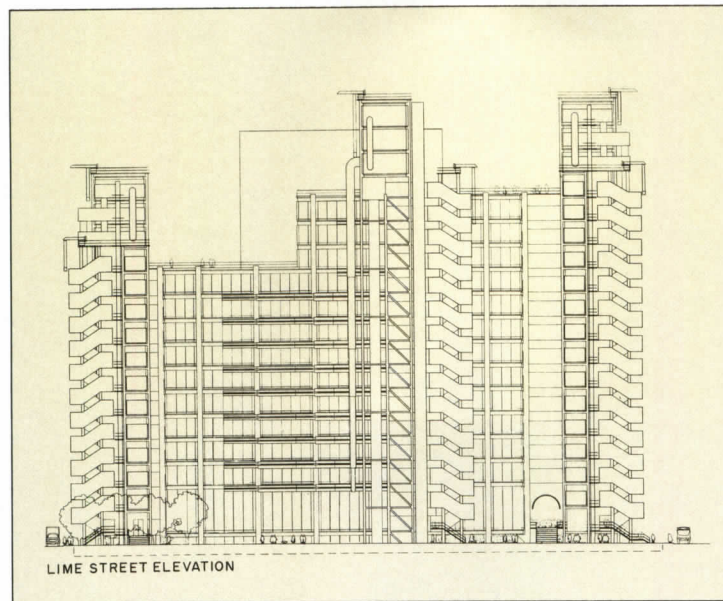


Since its beginnings in a 17th-century coffeehouse, Lloyd's of London has continued to outgrow a succession of buildings in the capital's financial district known as "The City." In more recent times, the insurance company's headquarters have included a 1928 neoclassical building, demolished—except for the gratuitous preservation of its portico (right of top elevation)—to make way for the Rogers design, and a 1958 stone structure, located across the street from the new building (right of facing page). To facilitate future expansion, Rogers devised a parti that achieves a high ratio of floor area to site (8:1) by placing the structure and services outside a doughnut-shaped plan. A skylit atrium provides an uninterrupted rectangle of usable space on the first floor for "The Room," the underwriters' traditional marketplace (middle plan).

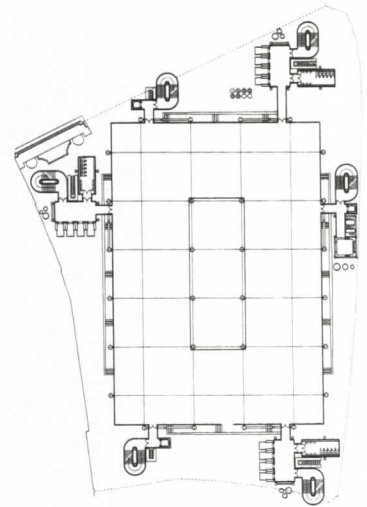
Overlooking this common space are 12 gallery floors that can be used by Lloyd's as extensions of The Room or leased as tenanted offices, according to changing market demands (top plan). Escalators in the atrium provide a secondary means of circulation to the stair towers, linking the ground floor entrance (bottom plan) to The Room and to four galleries now occupied by underwriters. In stark contrast to the simplicity of its plans, the building's glass-enclosed volume is chiseled into a series of irregular setbacks, stepped down toward the south (axonometric). The composure depicted in the drawings of the Leadenhall Street (top) and Lime Street (bottom) elevations is never actually experienced from the narrow, curved streets surrounding Lloyd's. More true to life is the fragmented view of the building's stainless-steel-clad service towers from the east (facing page).



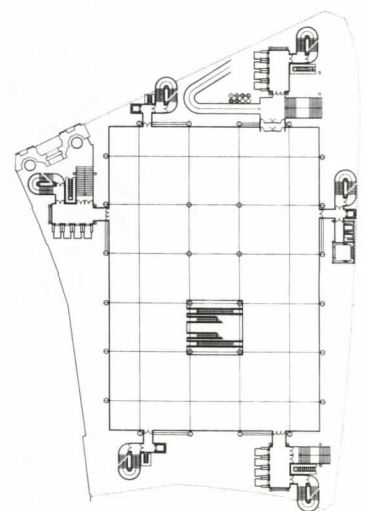
LEADENHALL STREET ELEVATION



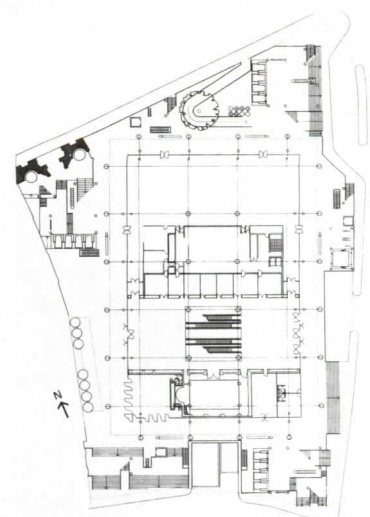
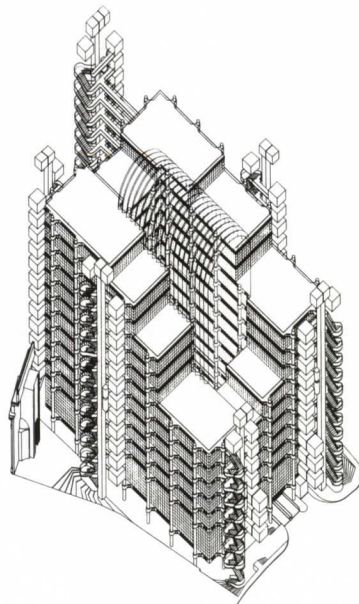
LIME STREET ELEVATION



GALLERIES 3, 4, 5 AND 6




ROOM LEVEL

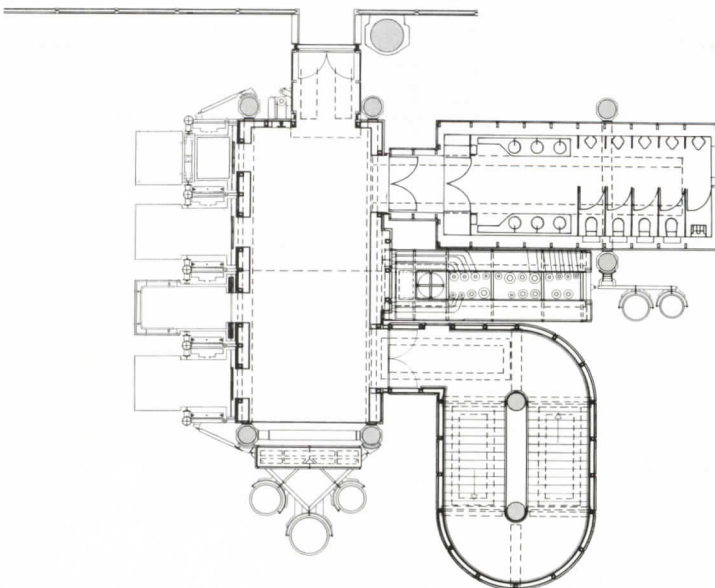


LOWER GROUND FLOOR

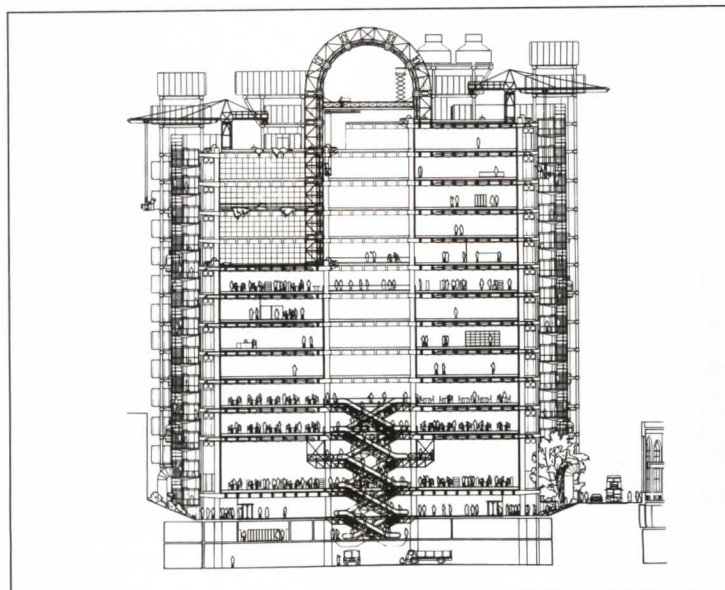




Much of the rococo exuberance of Lloyd's emanates from the six satellite towers that service the main building. Clad in gleaming stainless steel, each structurally independent tower is assembled from a staircase, a bank of four glass-enclosed elevators, a bathroom module, plumbing, and hvac ducts (plan), and is crowned by a bulky, three-story mechanical-equipment room (facing page). In typical Rogers kit-of-parts fashion, the concrete structural frames and slabs, the cladding, and the interior components of the service towers were precast and prefabricated off site. The stacked bathroom modules (left of top photo) were custom-built and fully outfitted in Bristol (including their marble basins), lifted into place on site, and connected to the plumbing stacks—a process of assembly that recalls the 1960s “plug-in” cities of Archigram. To facilitate cleaning, repair, and replacement of the exposed service components, bright yellow cradles (top left) are lowered down the sides of the building from bright blue, permanent maintenance cranes located at the top of the towers (facing page). The decorative rationalism of the service satellites is extended to the main building's exterior panels of “pimpled” translucent glass, perforated, anodized aluminum fins and mullions, and silvery ductwork (bottom left). The “strapwork” banding the exposed, reinforced concrete column is a precast yoke that, with a precast bracket, supports the beam grid construction of the floors. Over the exposed edge of the floors, “fishtail” exhaust ducts are arranged to evoke a classical order, like high-tech triglyphs in a concrete frieze (bottom left). “The legibility of the parts gives the building texture, scale, and shadow,” explains Rogers.

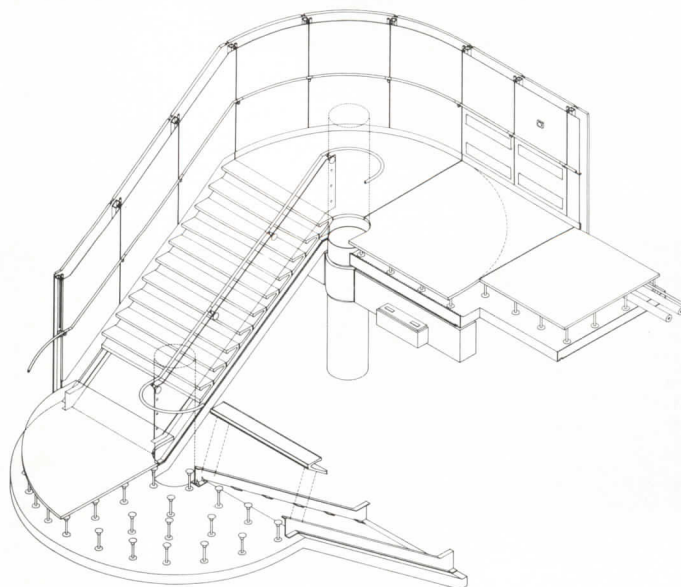


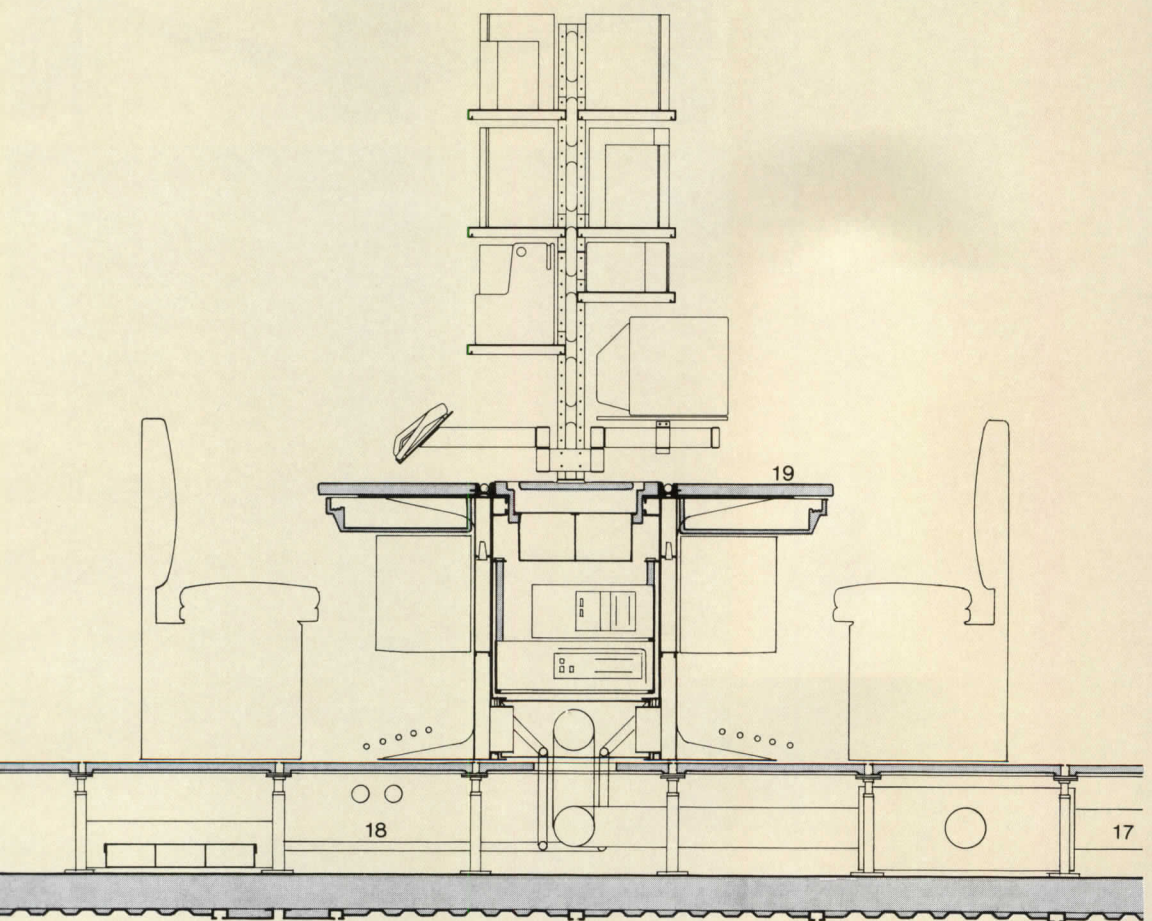
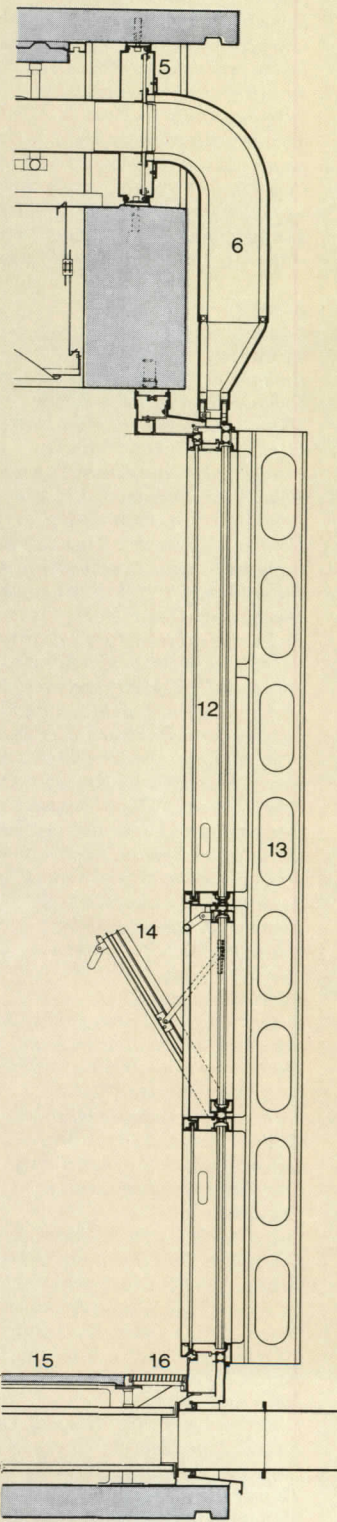
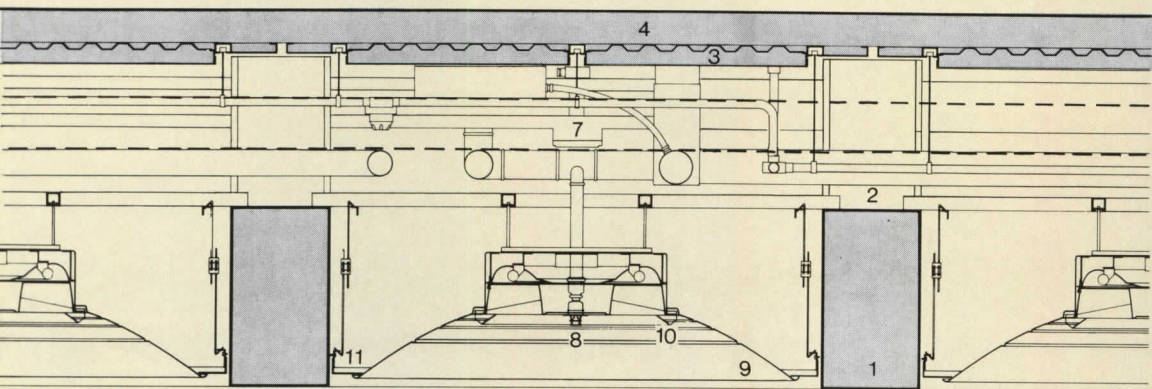
The dramatic focus of Lloyd's is a 240-foot-high atrium, crowned by a glazed barrel vault that looks as though it was designed in the late 19th-century (right). Under its steel trussed skylight beats the heart of "The Room," Lloyd's bustling marketplace of more than 2,000 underwriters who trade from computerized workstations called "boxes." Rogers has deferred to the traditions of Lloyd's by enshrining its ornately carved caller's rostrum, crowned by bell, canopy, and clock, as the focus of the atrium's marble floor (photo facing page). The black circles on the floor distribute air upwards from the raised floor plenum. Around the atrium's perimeter, the plenum of each level is exposed to reveal the hvac and sprinkler systems. The underside of the concrete floor construction, supported by eight bracketed columns, also is exposed to form a sharp-edged, gridded ceiling pattern of raw concrete that is infilled by aluminum-shielded luminaires. Since the building opened, three gallery levels have been taken over by Lloyd's underwriting syndicates, proving that Rogers's design accommodates future expansion in the way that he intended. Escalators, supported by steel trusses between the columns, link The Room to these galleries (section), and the kineticism of their exposed machinery, boldly outlined in yellow, heightens a sense of movement throughout the building (facing page). At the south end of the atrium, a seven-story-high cathedral window, framed by a three-story concrete crossbrace, suffuses daylight into the interiors (right). While the lower galleries remain open to the atrium, the upper office floors are sheathed in aluminum fin-braced glass to meet fire codes.





Tradition and technology sit side by side at Lloyd's, as depicted in the juxtaposed view of the caller's rostrum and the "magic mushroom" information towers that supply underwriters with telephones, granite writing tablets, and color monitors (top right). Though Rogers doesn't believe in a distinction between interiors and architecture, he enlisted Eva Jiricna of Jiricna Kerr Associates to supervise his team's custom design of Lloyd's lighting, furniture, finishes, dining rooms, and executive suites. Best known for her minimalist shop interiors, Jiricna first applied her rigorous skills to devising a prototype for the underwriters' "boxes." Veneered in teak, the demountable workstations are anchored by a steel superstructure that holds shelving for books and computers, conventional underdesk storage units, lift-up seats and tops, and upholstered benches (bottom right and facing page). Each box is supplied with its own electrical and computer outlets, and an individually controlled air-conditioning supply that rises from the floor through a vent on the desk top. A sophisticated ceiling luminaire, housing fluorescent lighting and sprinkler heads, channels the exhaust air to a "fishtail" duct on the exterior which blows it down through a cavity between the triple glazing of the exterior wall (facing page). The glass panels of the skin were rolled to produce tiny prisms that create a shimmering wall of light (bottom right). Inside the service towers, the staircases are assembled from prefabricated, anodized aluminum panels, raised flooring, and aluminum extrusions incorporating a tread and a riser in one unit (axonometric).





- 1. Concrete beam
- 2. 440-mm.-deep services plenum
- 3. Steel formwork incorporating acoustical panel
- 4. 100 mm. concrete slab
- 5. One-hour fire-rated anodized aluminum panel
- 6. Insulated, stainless-steel "fish tail" exhaust duct

- 7. Exhaust air duct through light fixture
- 8. Sprinkler head
- 9. Black-painted spun aluminum luminaire shield
- 10. Silver aluminum light spill-ring
- 11. Black-painted perforated metal coffer infill panel

- 12. Anodized aluminum cladding with triple glazing and ventilation cavity
- 13. Anodized aluminum wind bracing fin
- 14. Clear double-glazed operable window
- 15. 600 mm. X 600 mm. lightweight concrete-filled steel floor

- 16. Extruded aluminum air diffuser
- 17. Insulated galvanized supply air duct
- 18. 300 mm.-deep raised floor plenum
- 19. Underwriters' "box"

Rogers's mania for crafted technology has been extended to every detail of Lloyd's, as evidenced by the ceiling luminaires (top right), stainless-steel railings around the entrance ramp (bottom right) and atrium galleries (top right, facing page), dining room waiters' station (top left, facing page), underwriters' workstation, signage (bottom left, facing page), and bathroom towel stands (bottom right, facing page).

Lloyd's
London, England

Architects:

Richard Rogers Partnership Ltd.—Richard Rogers, John Young, Marco Goldschmied, Mike Davies (directors); Richard Marzec (project administrator); Laurie Abbott, Ian Davidson, Malcolm Last, John McAslan, Michael McGarry, Henrietta Salvesen, Kiyo Sawoaka, Richard Soundy (analysis); Jamie Troughton, Chris Wilkinson with Marcus Lee, David Mark, Peter McMunn (substructure); Richard Soundy with Colin MacKenzie, Maureen Difley (superstructure); Stephen Le Roith with Graham Fairley, Ivan Harbour, Elizabeth Post, Niki van Oosten (cladding); Frank Peacock with Amarjit Kalsi, Peter St. John, Clare Strasser (service towers); Graham Anthony with Robert Barnes, Kieran Breen, Graham Stirk, Peter Thomas, Andrew Weston (services); Michael Elkan with Joseph Wilson (plant rooms); Stig Larsen (mechanical systems)

Interior designers:

Richard Rogers Partnership Ltd. in association with Jiricna Kerr Associates—Eva Jiricna with Kathy Kerr, Mark Guard, Philip Gumuchdjian, Roger Huntley, Andrew Jones, Andrew Morris, Robert Peebles, Stephen Tsang, Yasu Yada; Jacques Grange

Engineers:


Ove Arup & Partners—Jack Zunz, Peter Rice, Tom Barker with David Ating, Peter Bolingbroke, John Burrows, Glen Calow, Richard Cowell, Brian Duck, Paul Duizend, Martin Hall, Martin Harrold, Rob Kinch, Margaret Law, John McGregor, Duncan Michael, Turlogh O'Brian, Peter Platt-Higgins, Geoff Powell, John Roberts, Harry Saradjian, Andrew Sedgwick, John Thornton, Paul Wellman

Management contractor:

Bovis Construction Ltd.

Consultants:

Monk Dunstone Associates (quantity surveyors); Anstey Horne & Co. (rights of light); Montagu Evans & Son (planning consultants); Sandy Brown Associates (acoustics); GWP Associates (catering); Theatre Development Ltd. (audio visual); Friedrich Wagner, Lichttechnische Planung (lighting); Pentagram Design Ltd. (signage)





Racing ahead

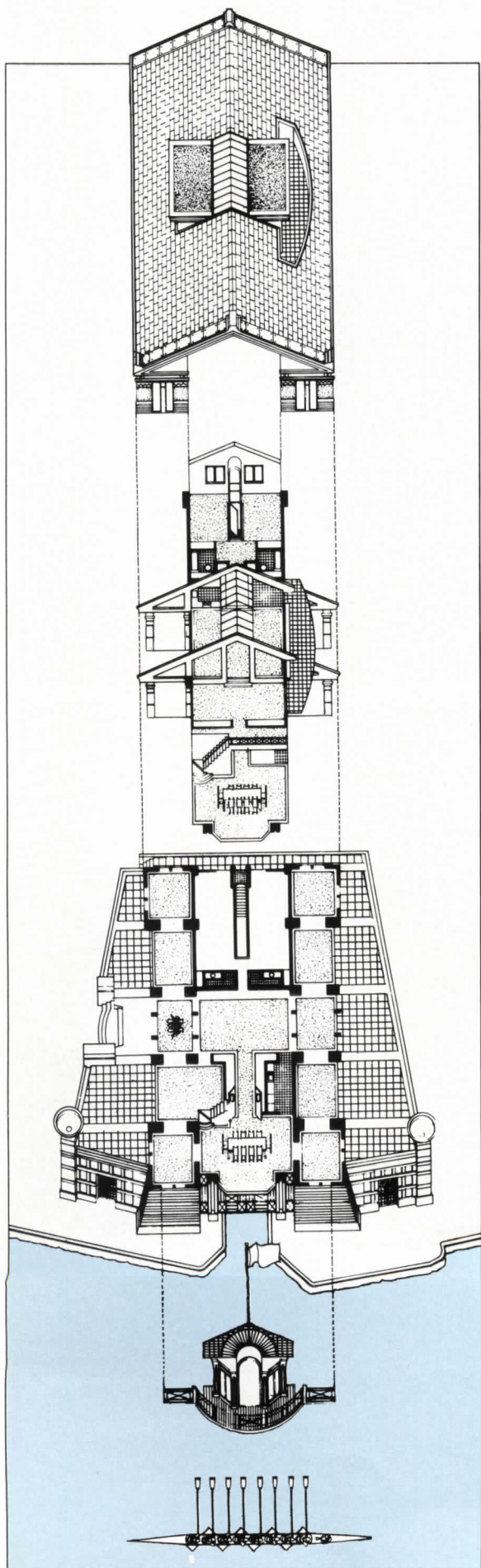
By Colin Amery

Every summer, on one of the most beautiful stretches of the River Thames, the old town of Henley is the scene of the great British celebration of rowing. Until this year, the world-class event, known as the Henley Royal Regatta, had been organized from offices in a nondescript riverside building. Now housed in a handsome headquarters over a boathouse that recalls American precedents along the Charles and Schuylkill rivers, the regatta organization took a bold step by commissioning Terry Farrell to design this small but prestigious building. Since turning away from the high-tech style of his former partner, Nicholas Grimshaw, Farrell has become Britain's leading proponent of Postmodernism. But, unlike Michael Graves, he does not paint, nor does he employ the subtlety of the Gravesian palette. Farrell's brand of new classicism is reminiscent of American architecture of the 1920s, and it is hard for him to shake off a certain Hollywood insubstantiality. The new headquarters for the Henley Regatta clearly illustrates the strengths and weaknesses of this style.

As somewhat of an esprit, the structure stands by the town's 18th-century stone bridge like a new temple, strangely proportioned, but ingeniously planned. The great interest of this building lies in its invention of a lightweight classical language. There is nothing earth-shaking here, but a playful and colorful translation of old elements into modern materials and forms. The most impressive of these elements is a high, battered-brick plinth. Carefully detailed, it stands exactly at the height of the bridge, and reflects the spirit of the town's beautifully cut, carved, and rubbed 18th-century brickwork. The building would have been more sympathetic if it had been built entirely of brick with real stone trimmings. Instead, the use of stucco, wood, and a great deal of colorful paint makes it appear too flimsy. The main floor, which sits on the great plinth and is entered at bridge level, however, is elegantly planned. A generous hall occupies its center, from which a low passage leads to the double-height main committee room—a great *coup de théâtre* because the room seems to defy the small scale of the whole building. As seen from the facade (isometric and opposite page), Farrell has turned the inside of the great pediment and its supporting roof into one grand room. It is the space that in any 18th-century country house simply would have filled the triangular pediment itself and not the floor below. What is particularly ingenious is the merging of a Venetian window with a classical pediment, an idea which must be a Postmodern first. Although well within the canon of classical experiment, it is not, I suspect, as adventurous as James Gibbs adding a spire to his columned temple of St. Martin-in-the-Fields. Throughout the main floor and within the regatta secretary's two-bedroom apartment on the top floor, Farrell has utilized the space in an appropriately nautical manner. Like a well-designed ship, each corner is filled with crafted joinery—shelves, cupboards, and galleries.

Is the Henley boathouse a cynosure of Farrell's development? At the very least, it is a promising omen. The architect has always been admired in England for his planning skill. In London's Covent Garden and on the site for the proposed (now never to be built) Mies van der Rohe office tower, Farrell has demonstrated alternatives for the reuse of older buildings and for the adaptation of urban space. It is this gift that has given him the opportunity to redesign three whole areas of the capital. London's South Bank arts center, a typical example of concrete brutalism of the 1960s, is to receive the Farrell treatment with the removal of high-level walkways and the insertion of new classical elements. On the other side of the Thames, he is scheduled to build over Charing Cross station and to do what he is best at—create new spaces where no one thought possible. Likewise in the City of London—its financial center—he is replacing 1960s office blocks with his own brand of urban classicism. If Henley is a taste of his skills, then London undoubtedly will become a much more elegant and colorful place.


Colin Amery is the architectural critic for the Financial Times.



Terry Farrell has designed the Henley Regatta headquarters, including a boathouse and a top-floor apartment (isometric drawing), to acknowledge the civic role that the annual rowing championship plays in the life of the town. Built upon a brick plinth in scale with the adjacent historic stone bridge over the River Thames (bottom), the building echoes the vocabulary and proportions of

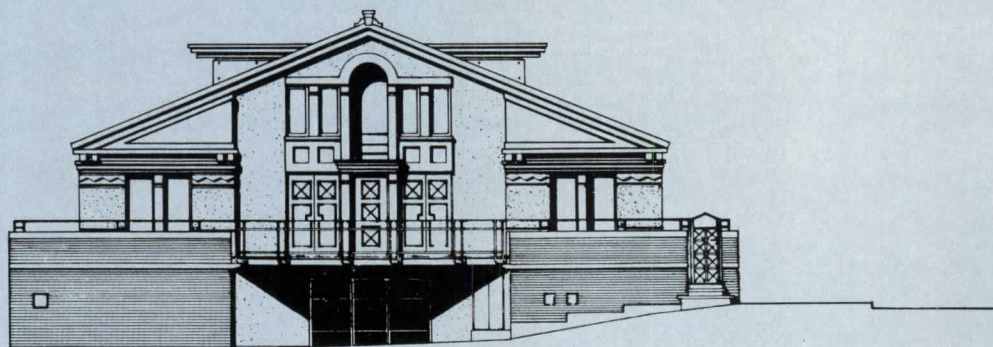
Henley's 18th-century brick architecture. Its pedimented riverfront facade is focused on the balconied Venetian window of the main committee room above the wet dock entrance to the boathouse (below). The prominence and historical importance of the regatta headquarters' riverfront site necessitated the consultation of 27 different planning and conservation authorities.

Richard Bryant photos

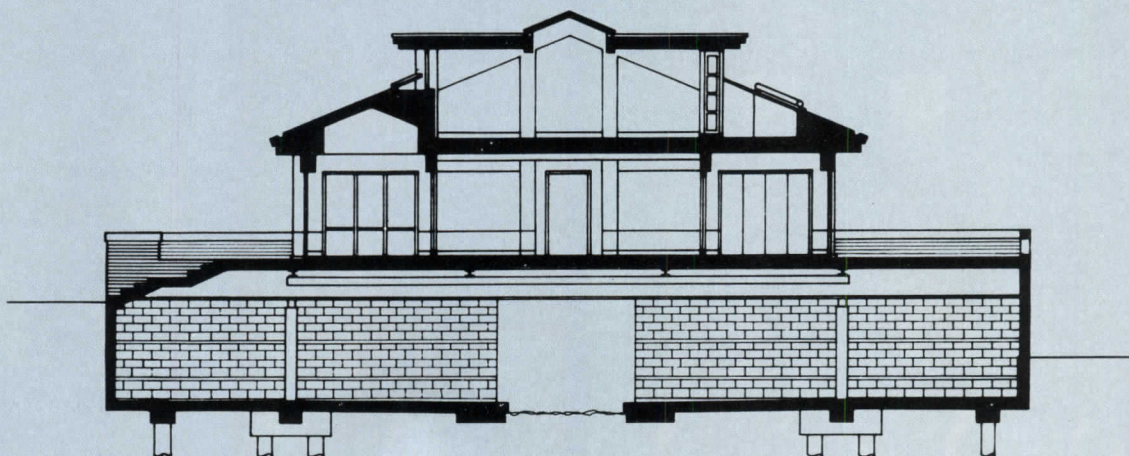


Elevation and section drawings (below and facing page) reveal the ingenious way Terry Farrell has organized the regatta headquarters to house discrete functions on each floor and utilize every inch of the 12,000-square-foot structure. The boathouse below the building's brick plinth contains a wet dock and spacious storage area for river markers and booms (bottom of sections). On the terrace level, the

regatta club's reception area, offices, and committee room are designed with a pleasing variety of ceiling heights (middle of sections). The apartment for the club's secretary is nestled below the eaves, and entered from the rear of the building (elevation below) or from the committee room's library mezzanine (right of section facing page). Its entrance staircase and bedrooms are lit by a Palladian



EAST ELEVATION




SECTION A-A

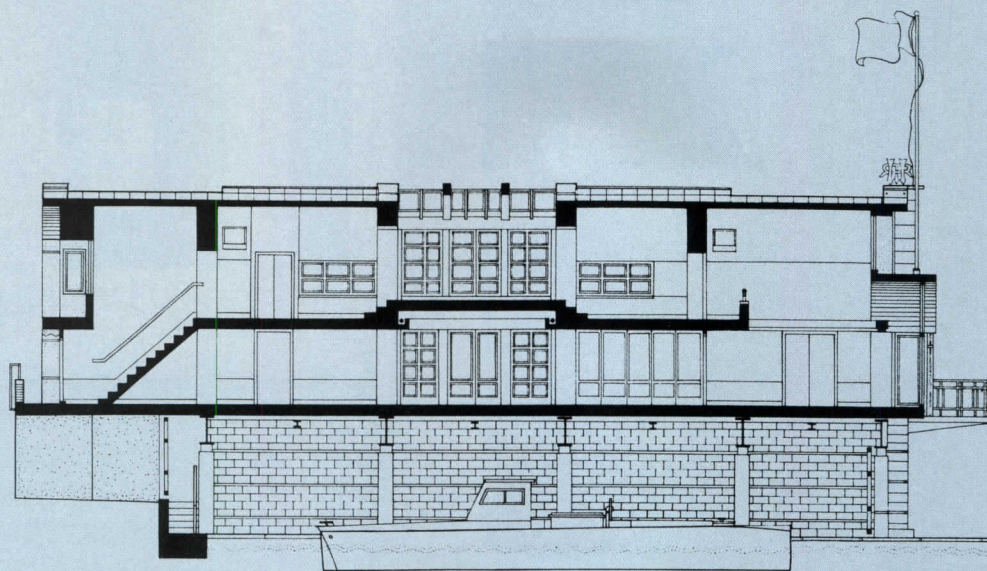


window located within the oversized pediment formed by the angle of the roof and guttae-studded moldings above the ground floor (facing page). Close-up views of the rear elevation (bottom and facing page) show how Farrell has rendered his classical language in stucco and wood trim above the structure's brick plinth. The north elevation containing the public entrance reflects a more picturesque approach, with dormer


windows positioned within the roof to illuminate the secretary's apartment (below). The longitudinal section (below) indicates the building's orientation toward the River Thames, with a balcony projecting from the double-height committee room. The brightly colored paint scheme of the exterior (bottom) was chosen to reflect the festive spirit of the regatta's annual parade of blazers, badges, and ties.



NORTH ELEVATION

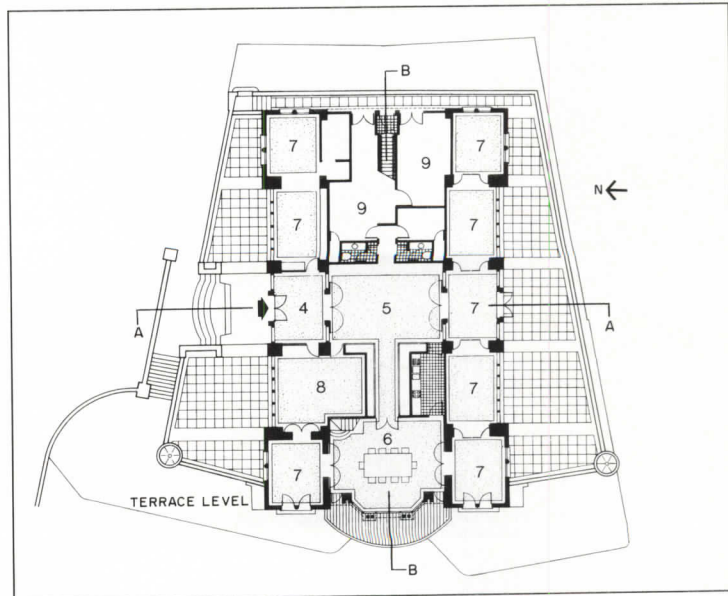
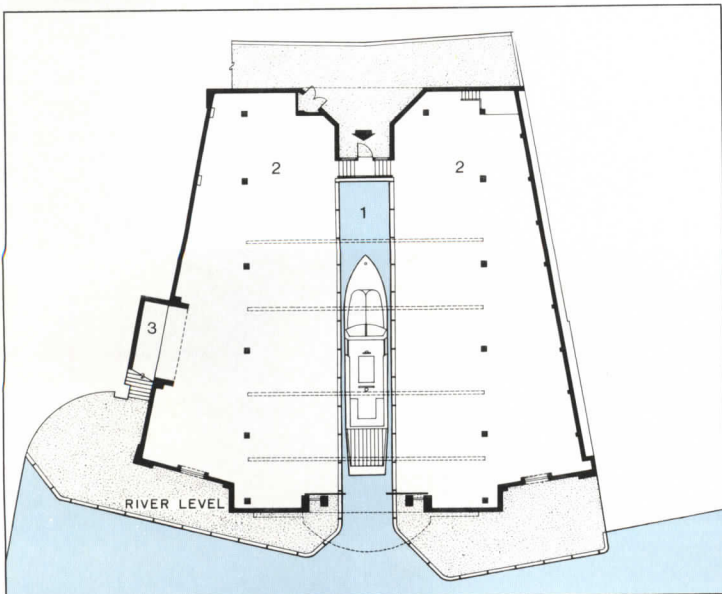



SECTION B-B



Farrell's reputation for skillful planning is apparent at Henley in the way in which he vertically telescopes each floor, from the ample storage area under the building's brick plinth to the narrow layout of the secretary's apartment under the roof (plans). This spatial ingenuity is underscored by shiplike joinery and cabinets that fill every nook and cranny of the interiors, such as the shelving that surrounds the

entrances to the regatta secretary's apartment (right and facing page). To emphasize the views of the river and to bring daylight into the compact rooms of the building, the architect has positioned windows wherever possible: the overscaled, steel-mullioned Venetian window of the committee meeting room (left) and skylight over the secretary's living room (right) are but two examples.



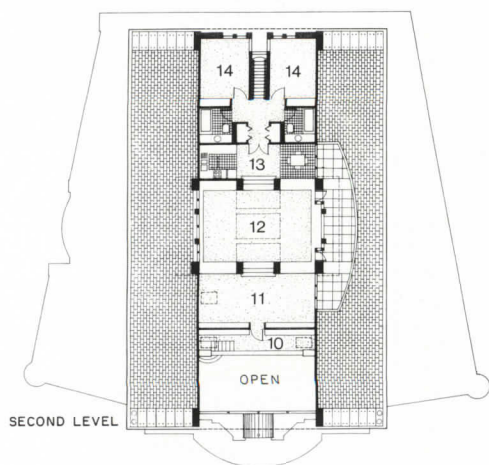
*Henley Royal Regatta headquarters
Henley-on-Thames, England*

Architects:
*Terry Farrell Partnership—Terry
Farrell, Joe Foges, John Letherland,
Ian Scott, Doug Streeter,
Keith Williams, design team*

Engineers:
*Peter Brett Associates (structural);
Building Energy Partnership
(mechanical)*

Consultant:
Michael Edward (quantity surveyor)

General contractor:
J. M. Jones and Sons Ltd.



1. Wet dock
2. Boathouse equipment storage
3. Excavated stone arch to 11th century bridge
4. Main entrance
5. Reception
6. Committee room
7. Offices
8. Crew room
9. Storage
10. Library mezzanine
11. Study
12. Living room
13. Kitchen/dining
14. Bedroom



The framer's art

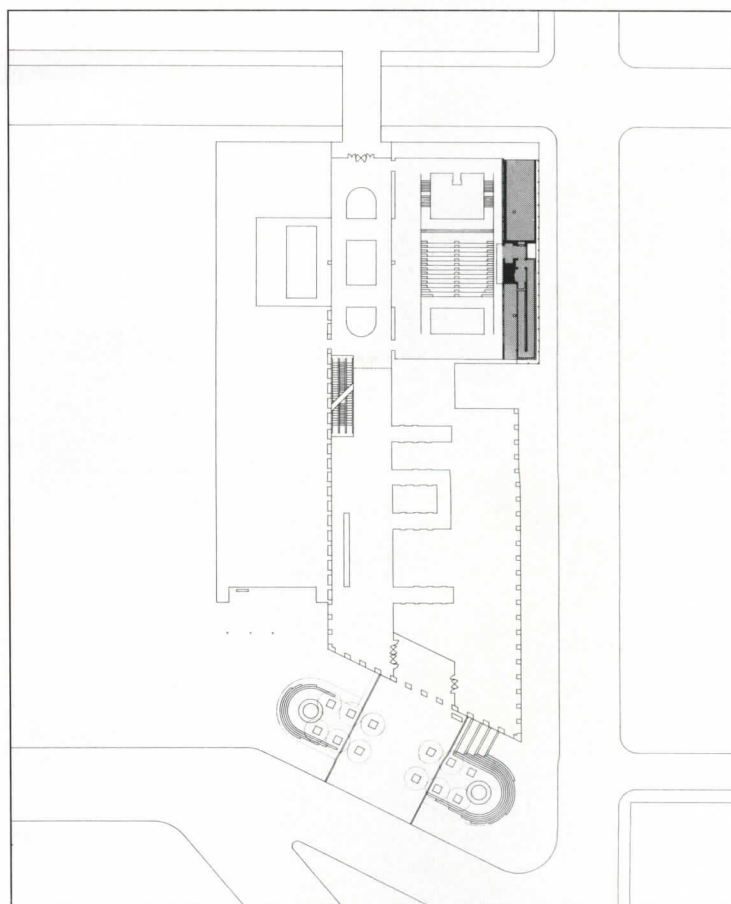

The High Museum
at Georgia-Pacific Center
Atlanta, Georgia
Parker and Scogin Architects, Inc.

As art objects in their own right, some modern museums almost steal the show from the collections they house. No architectural star turn exemplifies this phenomenon more brilliantly than Richard Meier's High Museum in Atlanta (RECORD, January 1984). Regardless of whether one judges it successful as a place in which to view art, the High is a tough act to follow. Such, at least, is the predictably skeptical response to news that another architect, the Atlanta firm of Parker and Scogin, has designed satellite galleries for Meier's great white mother ship, and installed them in the base of Skidmore, Owings & Merrill's Georgia-Pacific Center, a pink granite office tower. There is no mystery to the rationale for establishing this cultural outpost, whose existence relies on the collaboration of corporate, public, and institutional sponsors: the main museum is nearly two miles north on Peachtree Street, beyond the pale of Atlanta's traditional business center, and the downtown "branch" represents a brave incursion of art into a district till now devoted wholly to commerce. Appropriately, the new galleries (which are intended for loan exhibitions and selections from the High's own holdings) occupy space originally set aside for a public exhibit of Georgia-Pacific's industrial wood processes (colored area in plan).

A tall, narrow, greenhouse-like shed, directly exposed to the southern sun and linked to the front lobby by the foyer of a glass-walled auditorium, the extant shell was a singularly inhospitable place for displaying or conserving art. With hindsight, it might seem inevitable that the need to install adequate hanging surfaces, protection against natural light, an independent climate-control system, and security barriers would require the museum to take the form of a building within a building. That these practical demands should inspire a coherent architectural composition was, on the other hand, by no means self-evident; but Parker and Scogin's scheme plays up the ambiguous autonomy of the galleries within a larger surround as an organizing esthetic idea. Happily, one can overlook the trivial games with nesting-box or Russian doll motifs this strategy might have prompted and admire instead a structure whose beauty is both intrinsic and *substantial*—an "interior" architecture seemingly more solid than many freestanding buildings. This effect of palpable substance does not depend on literal-minded use of materials and ornament—faux or genuine—conventionally associated with exterior construction. On the contrary, Parker and Scogin clad the outer surfaces of the galleries in exotic wood veneer, announcing frankly that, in physical reality, the museum is as much an indoor artifact as any fine piece of furniture.


The abstract configuration of walls, volumes, and passageways within the existing transparent envelope is nonetheless emphatically architectural, with a "facade" that separates the museum from the Georgia-Pacific Center lobby and auditorium, a portal that gives onto a clearly articulated processional route, and a sequence of rooms defined as worthy destinations. How to insert display spaces flexible enough to accommodate a changing array of art works in various sizes and diverse media was a multidimensional puzzle; bringing people to them was another challenge. Fortunately, as it turned out, strict limits on manageable program area set by museum administrators left ample room for circulation. Beginning with the orientation of the museum entrance to a cross-axis through the Georgia-Pacific auditorium, a series of intersecting enfilades directs the visitor beyond existing concrete columns and down switchback ramps into galleries on two lower levels. The resulting parti is inherently symmetrical and orderly in spite of sudden turns, dramatic vistas up and down an open core, and unexpected views of city streets that confound too easy an understanding of the museum as a simple, self-contained geometric figure—too easy, that is, if one conceives such a building as a metaphorical invitation to discovery. If this emblematic role is subtler here than at Meier's High, it is no less effective in conveying its message: art can command attention with sheer virtuosity, but it is sometimes more compelling when it beckons quietly. *Douglas Brenner*

© Timothy Hursley/The Arkansas Office





Because the new High was built on the south side of the Georgia-Pacific Center, where the tower's base steps down from the main entrance on Peachtree Street to the west, lobby access conducts visitors to the uppermost of the museum's three tiers (plans overleaf). Fully glazed windows in the museum entry "facade," a necessary barrier for security and climate control (top right, this page), overlook the roof and interior of a barrel-vaulted gallery as well as the ramps that lead to lower levels. A landing and balconies beyond the threshold offer more dramatic views indoors and through the glass shed to downtown Atlanta (opening page, opposite, and this page, middle right and below). Sightlines not only help to connect different strata within a compact vertical layout, but also reinforce the museum's presence in the downtown business center.



Color, texture, and geometry articulate and enrich the otherwise undecorated building-within-a-building. Parker and Scogin coordinated its scheme to preexisting structural columns, but painted them white to stand apart from the museum's paneled "exterior" walls and loggialike central circulation spine. These architectural elements are veneered in African anigre, a wood remarkable for the fineness of its grain and golden-tawny hue, qualities that subtly contrast with the bolder markings and deeper tones of mahogany and teak woodwork in the Georgia-Pacific lobby. Anigre's close grain also minimized the complications of matching pattern and color in three dimensions—around window frames, soffits, even the convex top of the barrel vault. Parker and Scogin personally selected some 80,000 square feet of fitches, of which approximately 30,000 square feet found their way into book- and slip-matched surfaces. Woodwork was assembled in traditional fashion, with panels indented to overlap recessed splines, from which they hang on metal clips. Painted and welded steel railings differentiate ramps outside the central spine from the axial passageway with its wooden parapets. Floors are hand-chiseled slate.

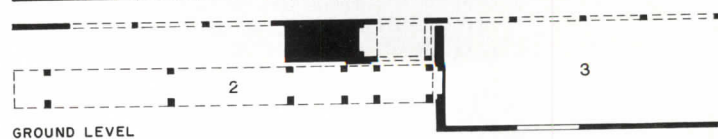

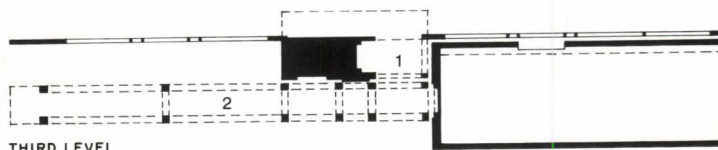
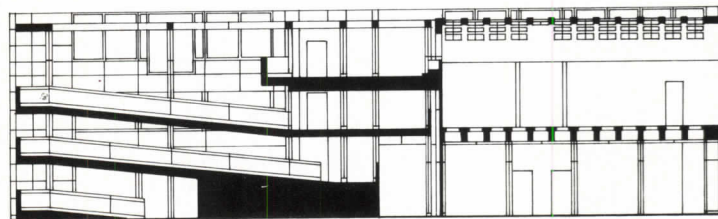
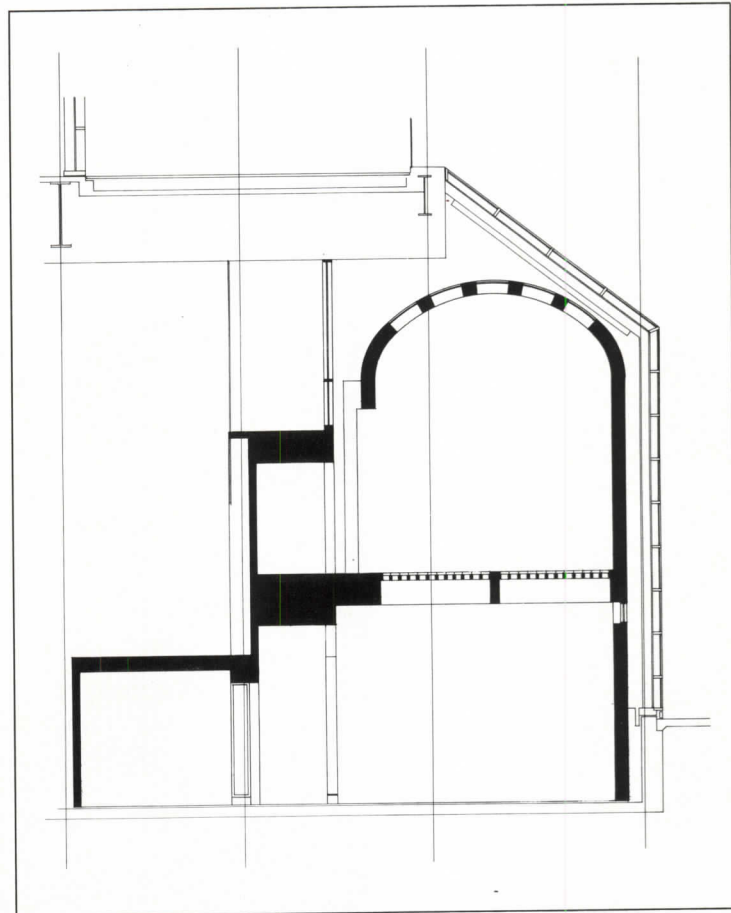


Provided with its own art-handling area, offices, bookstore, and some 4,200 square feet of gallery space, as well as access to restaurant and conference facilities in the Georgia-Pacific Center, the High's downtown satellite enjoys nearly all of the perquisites of many independent museums. The two grandest galleries stacked under the glass-shed roof combine with more intimate rooms carved out of the base of the tower,



and a complement of niches and multistory open wells, to create an adaptable exhibition environment. Individual spaces can be closed to the public while displays are installed or dismantled without interrupting circulation through the rest of the museum. The contrast of wood paneling outside the galleries with gypsum-board walls inside (specified to meet curatorial standards set at the parent High) intensifies the particularity of each room. Following generally accepted conservation guidelines, direct exposure to sunlight was avoided wherever art might be shown. Indirect illumination, however, safely infuses a daylit ambience. Translucent panes overhead in the vaulted upper gallery (these pages) can be dimmed with fabric filters or opaque shutters inserted above the coffers. Floor-mounted glass blocks transmit light to (or from) the gallery downstairs.


1. Entry
2. Ramp
3. Gallery
4. Shop
5. Offices
6. Art handling
7. Shipping/receiving







The play of daylight admitted through the glass shed animates a constantly changing show of chromatic and plastic effects. Such ephemeral beauty is thematically appropriate to a museum amid the corporate world, where brief moments for connoisseurship may have to be seized from a crowded agenda. The busy urban milieu also encourages experimental ventures, for which the new High affords a congenial setting: the possibility for installing large sculpture or environmental constructions in the full-height areas alongside the ramps remains to be investigated, as does the potential for the vaulted gallery. As a background to art in other media, the museum is suitably deferential without sacrificing its own esthetic integrity. Precise geometry, definite juxtapositions of materials, and clear spatial intervals accentuate the discrete tectonic identity of every element in Parker and Scogin's composition. Narrow slits between the towerlike elevator housing and the open framework of the central ramp, for example, separate different esthetic and functional entities (top left and opposite). Vertical extension of the wood-paneled "facade" downward among the painted walls of lower-level galleries demarcates the theoretical boundary of the building-within-a-greenhouse, beyond which the museum has annexed basement space inside the office building proper (bottom left). The museum's steel-frame structure rises above the mechanical room for the entire Georgia-Pacific Center, a location that precluded laying new foundations. New beams below the slab carry columns for the galleries and central ramp framework, from which the outer ramp is cantilevered. Because the High requires its own museum-standard hvac, fire-control, and security systems, it actually operates as a self-sufficient environment.



*The High Museum
at Georgia-Pacific Center
Atlanta, Georgia*

Owner:

GA-MET, a Joint Venture of Georgia-Pacific Corporation and The Metropolitan Life Insurance Company

Architects:

Parker and Scogin Architects, Inc.—Mack Scogin with Merrill Elam, Lloyd Bray, Dick Spangler, Gil Rampy, Isabelle Millet, George Johnston, John Lauer, design; W. Ennis Parker, project director

Engineers:

Browder & Guizamon and Associates, Inc. (structural); Jones, Nall and Davis (mechanical/electrical)

Woodwork:

Woodwork Corporation of America

Consultants:

Ramon Luminance Design (lighting); Costing Services Group

General contractor:

The Winter Construction Company





Arts in America:
The Cabinet and King Capital

Spanning the Grand Canal

By Tom F. Peters

For the Third International Exhibition of Architecture, a part of the 1985 Biennale of Venice, an international competition was announced for the design of ten projects to be sited in Venice and the Venetian hinterland. One of the sites—a 190-ft stretch over the Grand Canal separating the Campo della Carita in front of the Academy of Fine Arts from the Campo San Vidal in front of the church of that name—entailed the replacement of the decrepit Academy Bridge. One hundred thirty-five proposals from 23 countries were submitted for a new and more appropriate structure. Four of those projects are illustrated on the following pages, and discussed below by Tom F. Peters, associate professor in the school of architecture at Cornell University. Though not an encapsulation of the submitted designs, this select representation demonstrates poetic solutions that regard the bridge as both a prominent element to be woven within a rich, multilayered urban landscape and as a discrete object of rational study within the realm of engineering-as-art. Though the competition has been judged, none of the projects are being considered for execution. What presumably will happen is that the old bridge will be restored, a safe, albeit timid, measure.

One of the wonderful things about bridges is that they are quintessentially structural objects, and there are only a few basic structural types from which to choose. Any variation must be subtly conceived so as to complement or interpret the structural necessity. A concern for context provides a motive for variation, and the problems posed by a new bridge for a prominent Venetian site entail significant contextual concerns. Apart from urban form and historical precedence, a contextual aspect that distinguishes all Venetian bridges from others is the visibility of their two primary aspects: axial and frontal. The canal is as important a thoroughfare as the footpath. Although almost all bridges, both modern and ancient, are indeed designed in profile, comparatively few are true portals for the traffic they carry. This dual role, then, is an attraction in Venetian design.

Most proposals in the competition, viewing the contextual problems as more important than the structural, succumbed to the temptation to decorate a simple structure rather than to interpret it, which is a more difficult task. Of those projects favoring structure, there were several designers who used it as a logical basis for form. Simply supported beams, fixed arches, and two- or three-hinged arches take traffic clearance and almost certain subsoil instability into account. All these make sense structurally. Others, such as cable-stayed structures, particularly the one-sided ones, also make economic sense for such a short span. On the other hand, large trusses and suspension bridges are vastly over-instrumented for such a short span and light pedestrian load. They contradict the apparent logic of the structural choice without making an architectural quality of that conflict, quite apart from the fact that the formal qualities of Venice lie in small-scale design rather than in megastructure.

The projects illustrated were among the proposals that attempted to integrate structure, function, and form. Curiously enough, many of the most refined and simplest solutions were designed at schools of architecture. One proposal from Syracuse University's Florence Program, done under the guidance of Joel Bostick, was among the most elegant in the competition. Designed by Hans Brower and Michael Castro, the bridge is symmetrical and conceived as a construction in glass (page 137). There were several projects that envisioned the structural use of Venetian glass, but no others, to my knowledge, attempted to document in detail how the material was to be used. The structural use of glass in loadbearing situations is, of course, problematical, but many advances have been made in that field over the past decades, and this project may be understood as a contribution to the technical discussion.

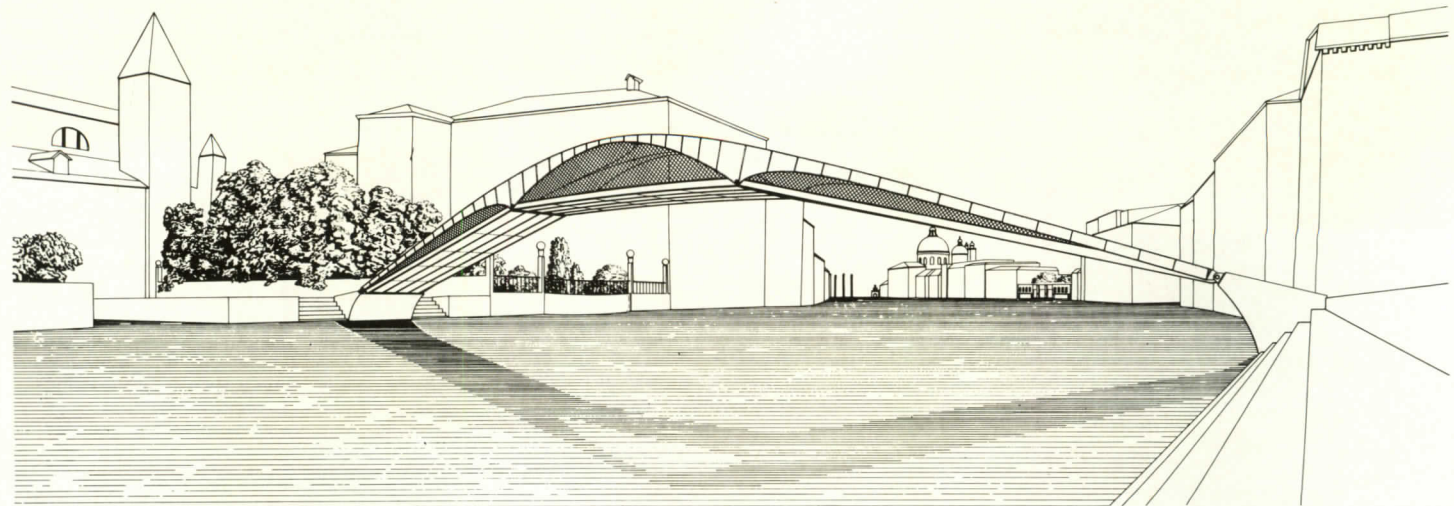
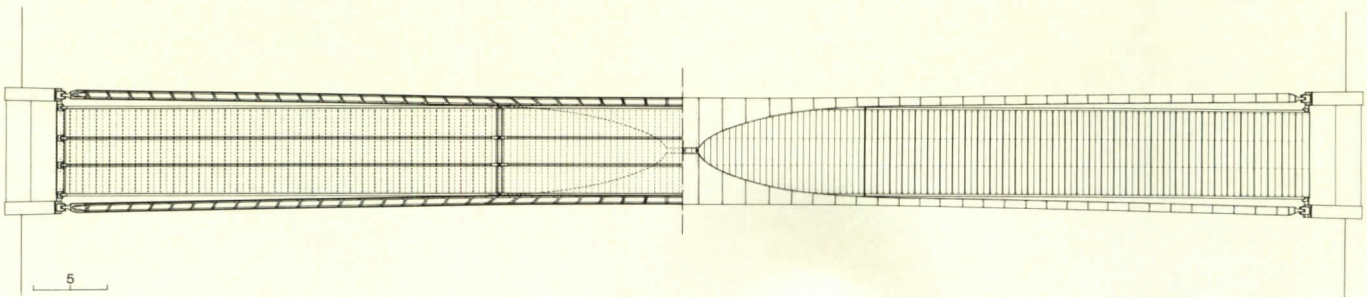
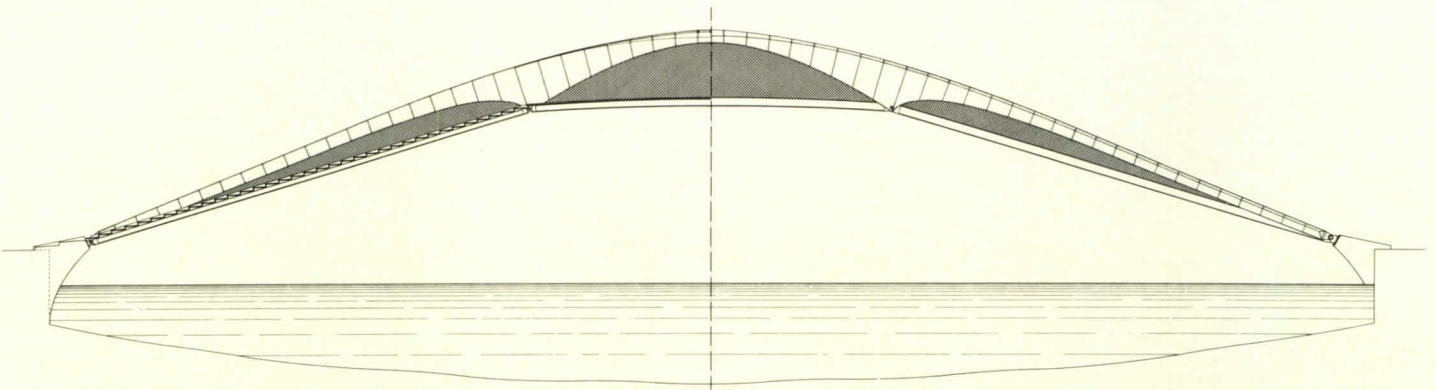
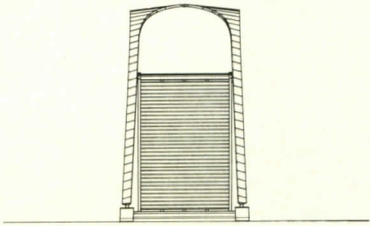
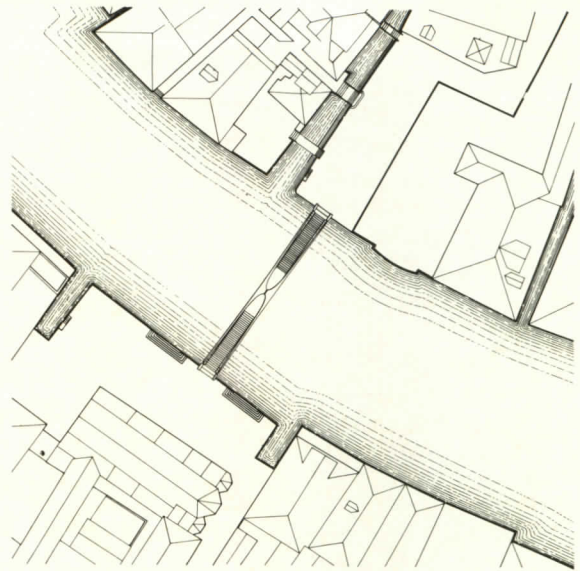
The design submitted by Manuel Schupp, a student from Stuttgart working in Fabio Reinhart's studio at the ETH in Zurich, is just as simple as the Syracuse projects and also proposes detailed structural solutions of exceptionally high formal quality. Schupp's proposal is a trussed, three-hinged arch in steel with Maillart-like subtlety of cross-sectional development, profile, and proportions (pages 134-135). A second project issuing from the same studio, that of Knut M. Longva from Alesund in Norway, demonstrates conclusively that structurally based projects need not be formally predetermined. Longva suspends his polygonal stair and platform from a two-hinged plate arch at the transition points between them (facing page). In this manner, he zones the bridge using the structure in a very simple and straightforward manner. It is a pity that Longva did not incline his arches more laterally to meet at the crown. This would have provided added lateral stability. It would also have formed the cross-section into a pointed arch, purely structural in form, and yet evocative of Venetian gothic decoration in a far more profound fashion than through the use of pastiche so widespread in the majority of the proposals. Longva's viewing platform would then have projected balcony-like laterally beyond the structure, strengthening its functional purpose and enhancing the frontal portal effect by shadowing it. This inherency makes the Longva project the most fascinating in this group.

Perhaps the most complex design of all is that of Claudio Sgarbi, Antonello Bellucci, and Mauro Cuoghi, who proposed a two-level bridge as a beam over an arch (page 136). The architectural and planning implications of this idea for both sides of the bridge are well worth examining, and one can imagine the San Vidal as well as the Carita side of the canal evolving a spatially and functionally intricate split-level character based on the bridge. The split-level was designed to incorporate the existing situation of both sides of the canal, heightening the relationship between bank and bridge, and creating a new spatial and functional relationship between both banks. The bridge thus became an elevated part of the campi, intended both for viewing the canal and, even more importantly, visually connecting the two spaces. It also became part of the access to and functional organization of the adjacent buildings. However, the bridge itself ignores the structure implied by its form. The designers' strength lies in their understanding of the bridge as a projection of the surrounding conditions out over the water meeting in the middle, but they did not succeed in completing their design process and treating the bridge as an object. An integrated, structurally monolithic deck-stiffened arch of reinforced concrete such as Maillart's Klosters Bridge in Switzerland of 1930, or the more recently celebrated 1982 Ganter Bridge by Christian Menn, also in Switzerland, would have been far more appropriate to this bridge than the additive stone-supporting-steel-supporting-timber of the proposal. Such a monolithic structure would integrate the two levels structurally and formally in the piazza at mid-span.

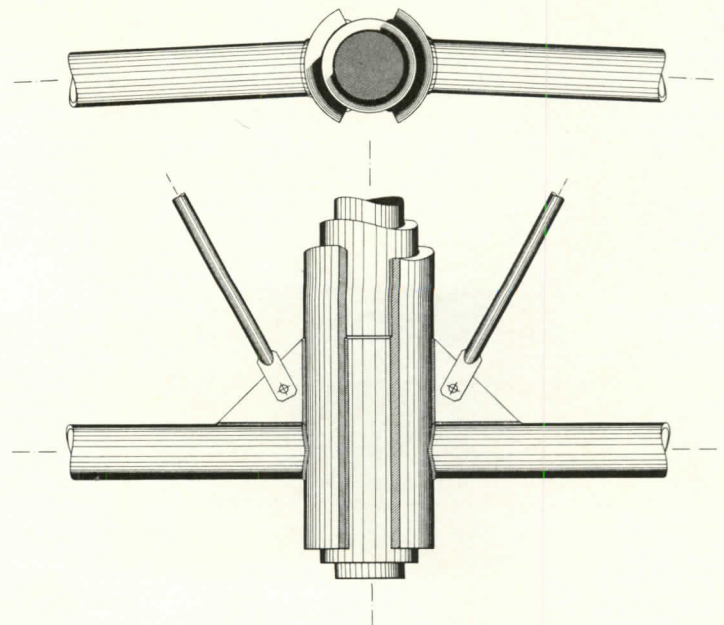
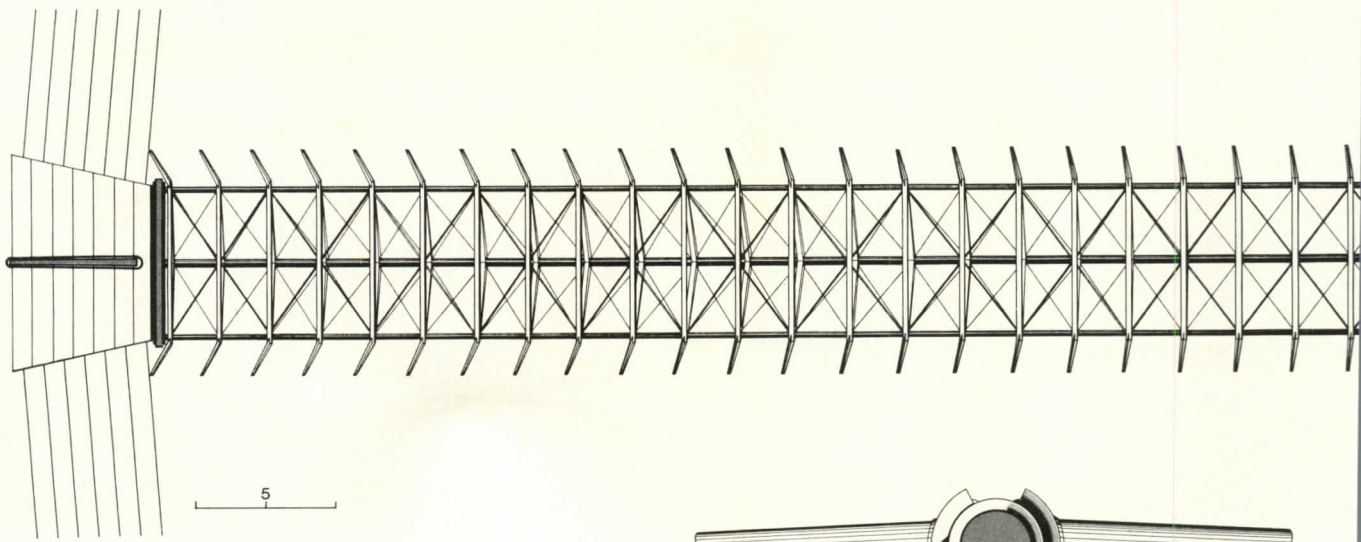
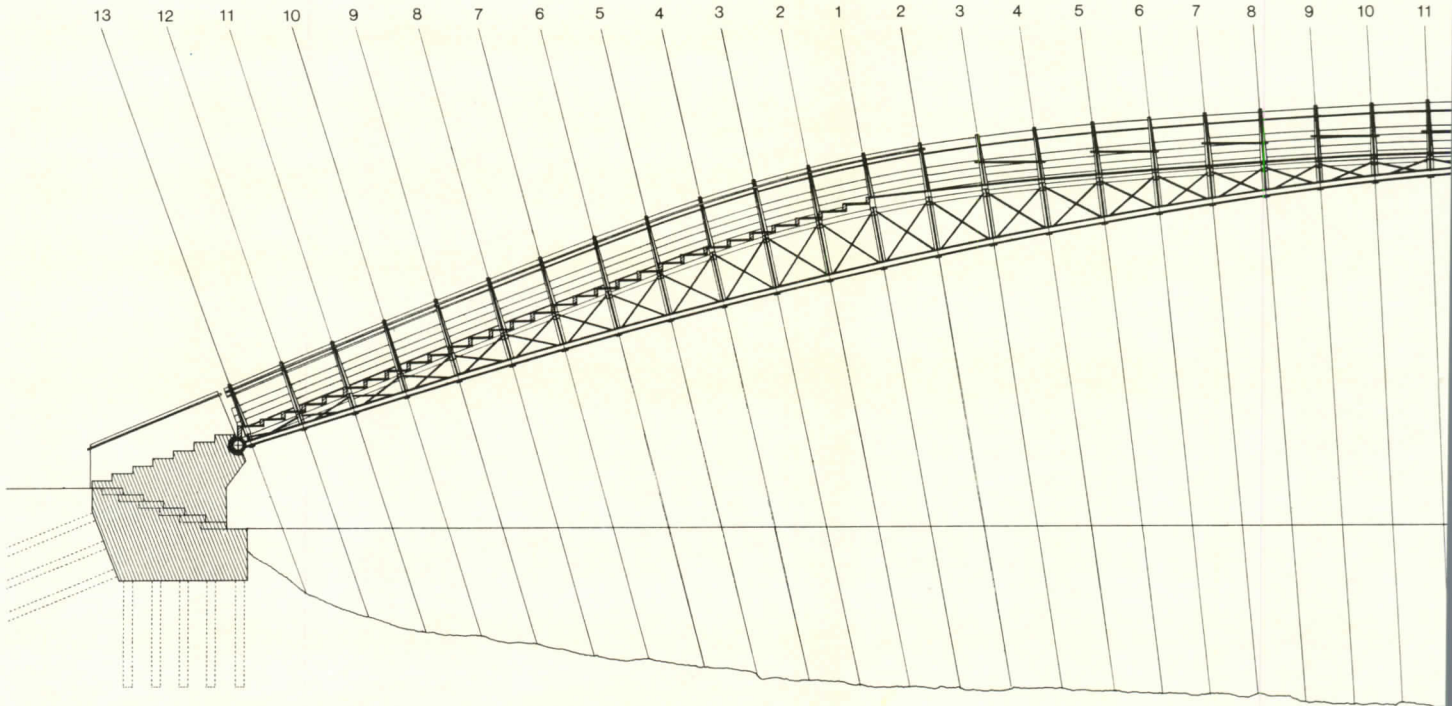
Longva's proposal, and that of Sgarbi, Bellucci, and Cuoghi, are the best of the group, being the most pregnant with formal, structural and functional possibilities. The first bridge exemplifies the structural tradition in bridge design, transforming the abstract structural model into architectural expression, infusing both form and structure with new meaning. This approach celebrates the bridge as an object in its own right. The latter project goes even further due to its urbanistic connotations. Although it originated as an extrusion of the two public spaces, it transforms them, imparting a two-level function with the surrounding buildings that may well have been implicit before. But now, through the two-level bridge—in itself a synthesis of arch and beam—the two-level campo becomes explicit and transcends the tradition of Venetian spatial organization in a synthesis of what was Venice and our 20th-century design concerns. These projects thus exemplify the two essential aspects of bridge design in an urban context that formed the crux of the problem to be solved by the competition.

Two-hinged, double plate arch

Norwegian Knut M. Longva's conception for a new Academy Bridge entailed a two-hinged, double plate arch of steel with suspended stair and deck. His formal manipulation of the structural system demonstrates very clearly that the form of the bridge is not predetermined by the structural system chosen. The intrados of the arch dips to meet and suspend the deck where the platform meets the stair, thus zoning the bridge spatially, using the structure in a very simple and straightforward manner.

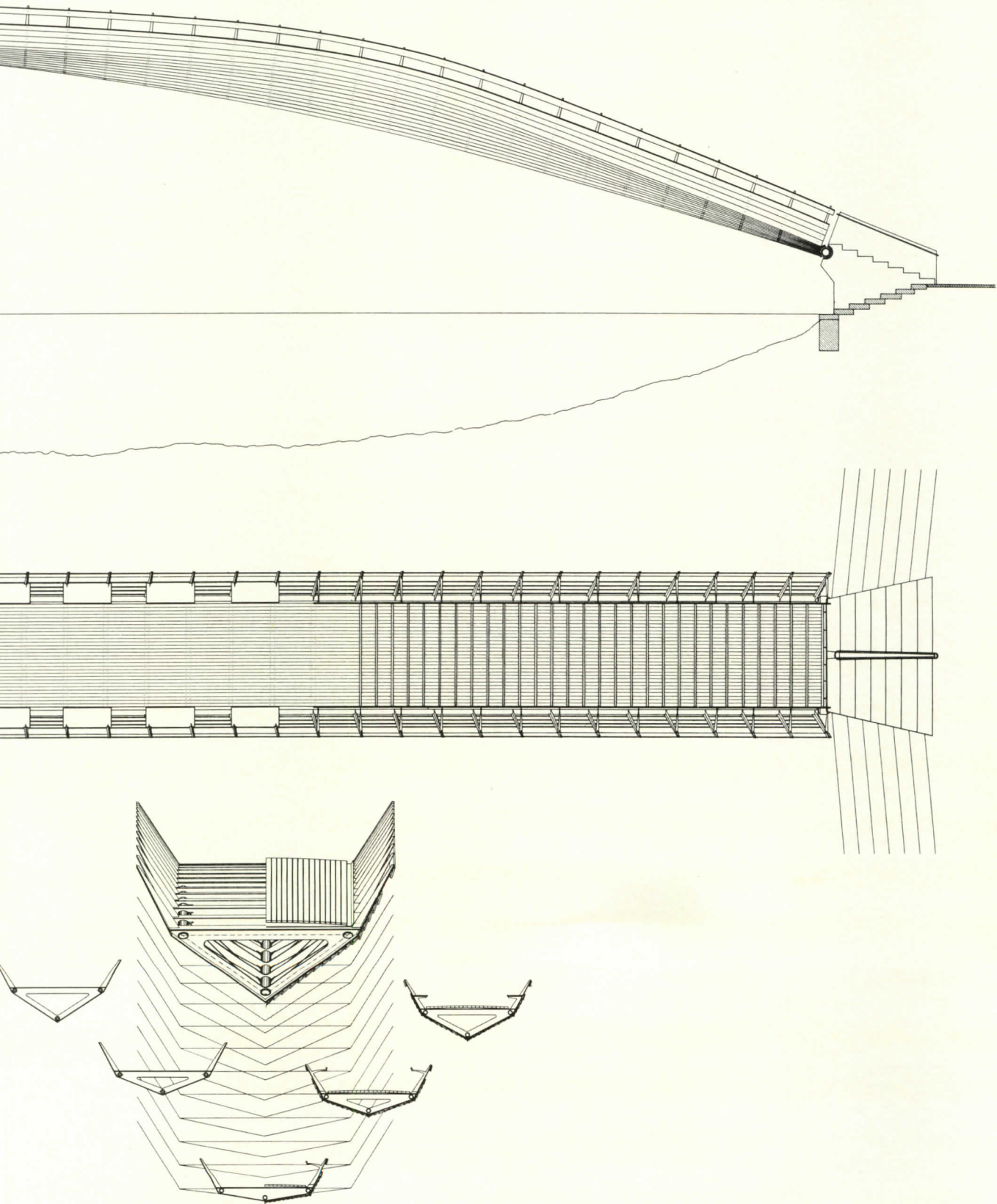


Three-hinged trussed arch



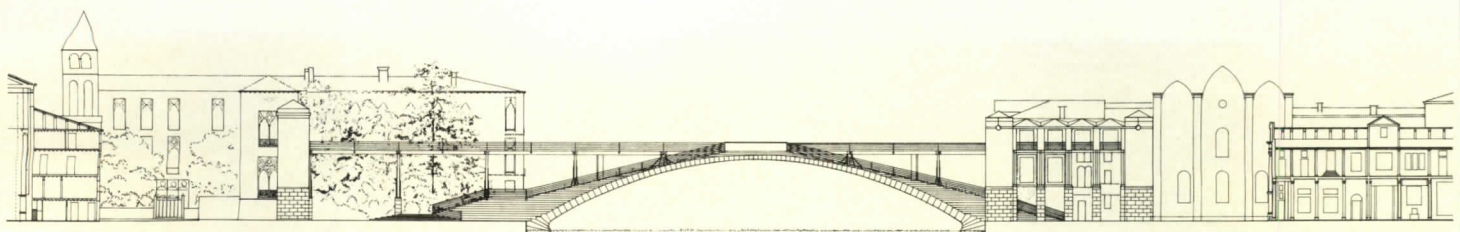
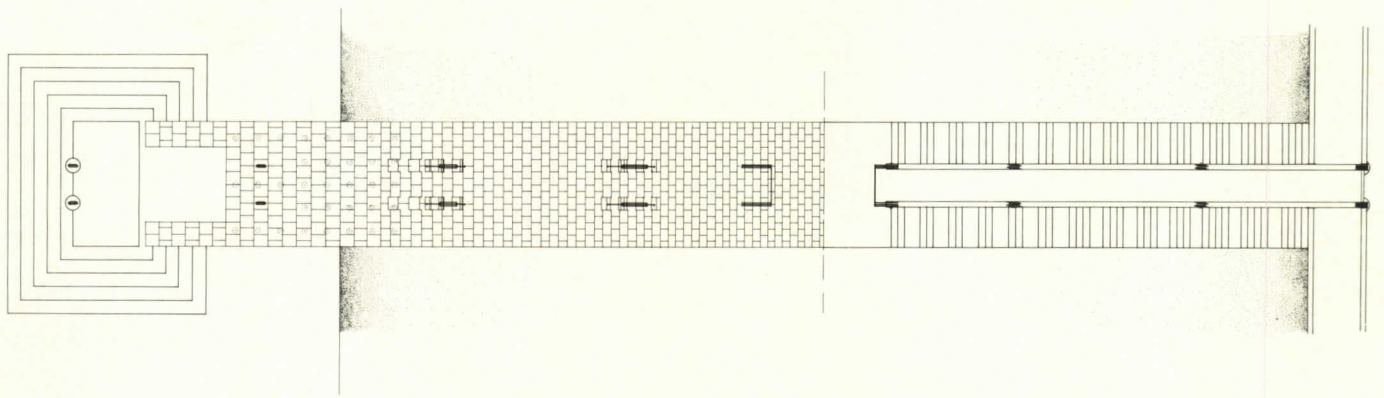
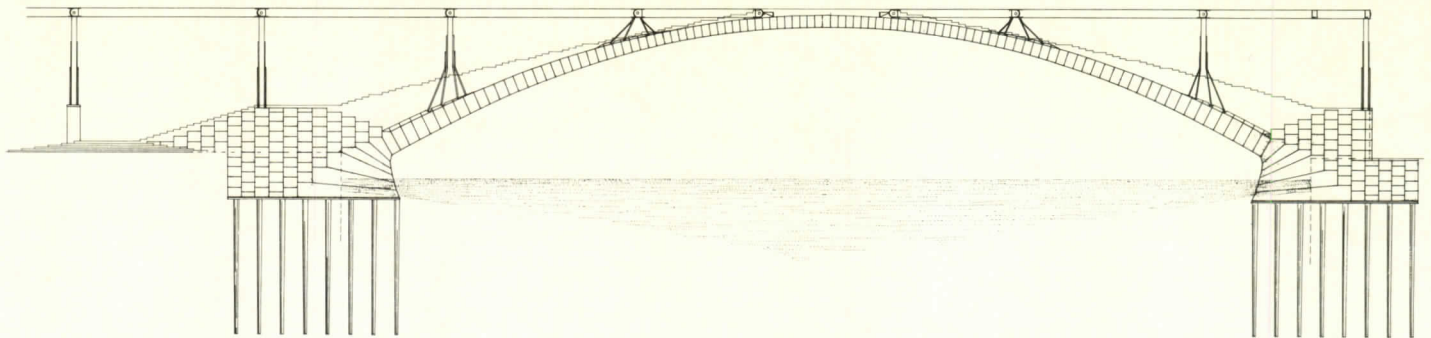
The proposal by West German
Manuel P. Schupp envisions a three-
hinged trussed arch in steel that uses
the stair and deck as the top cord.
The detailed structural solution
Schupp proposed is of exceptionally
high formal quality, with Maillart-
like subtlety of cross-sectional
development, profile, and
proportions. Both two- and three-
hinged arches are appropriate for
bridge structures on unstable

foundations, such as those
encountered in Venice, since they
can adapt their geometry to changes
in position of the abutments
without introducing additional
bending moments.



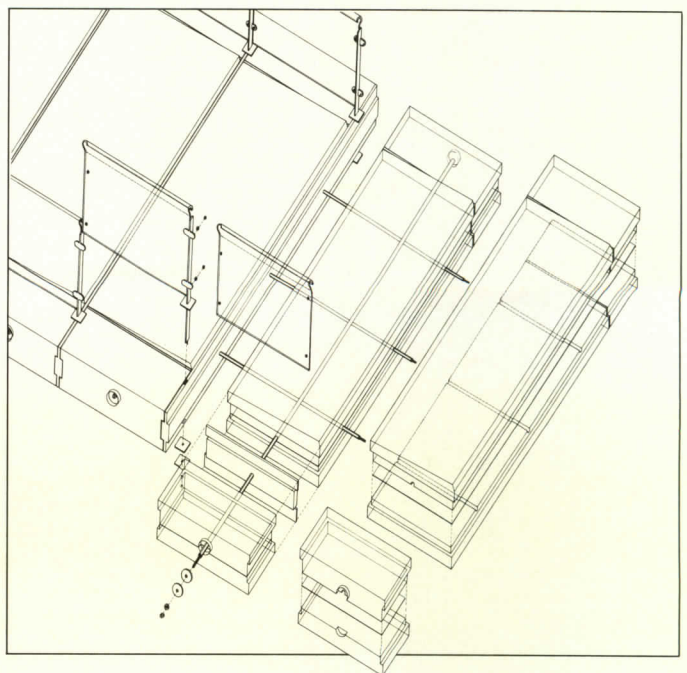
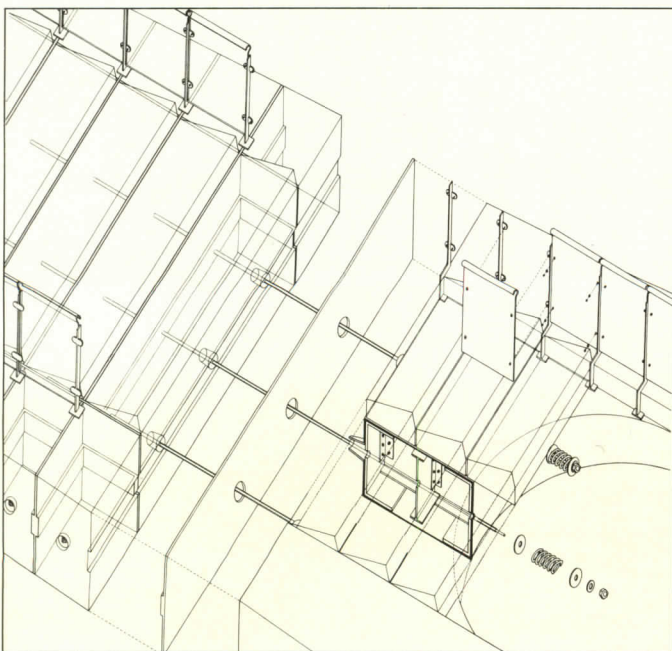
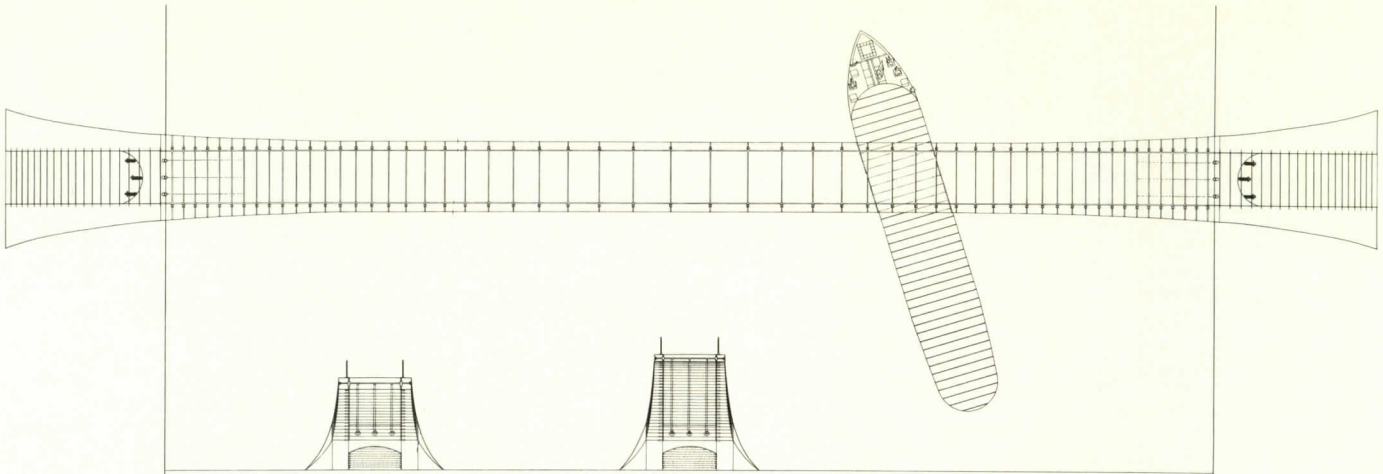
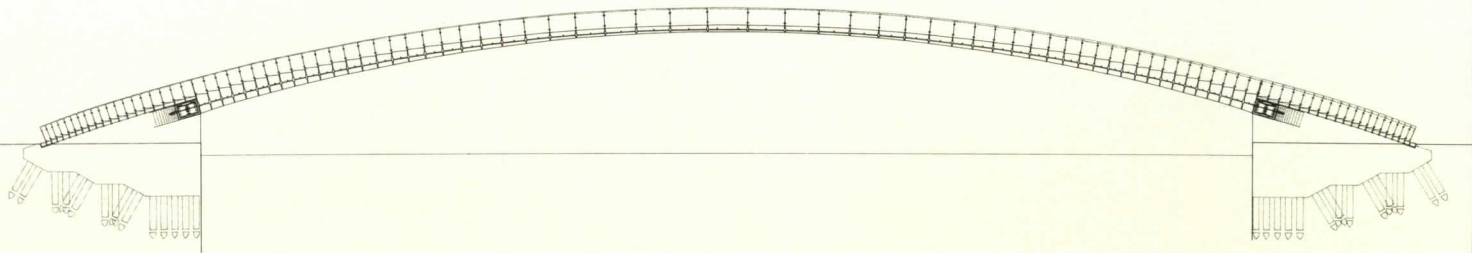
Two-level bridge


This proposal by Italians Claudio Sgarbi, Antonello Bellucci, and Mauro Cuoghi is a composite beam bridge of steel and wood, superimposed on a stone arch, but its chief fascination lies in the urban connotation rather than in the formal interpretation of structure. Both the arch and the beam are designed as pedestrian paths, which greatly aid the formal experience of the bridge by the user. The two levels correspond to a spatial and functional interpretation of the campi on both sides of the canal, uniting the two levels at the viewing platform at mid-stream. The platform is not only intended for viewing the canal, but also as the synthesis and amalgam of the two opposing banks.



Glass bridge

Hans Brower is a student at the University of Southern California, Los Angeles, and Michael Castro a student at Syracuse University. Their project evolved in the studio of professor Joel Bostick in the Syracuse University's Florence Program. The main interest of this proposal lies in the interpretation of the structural use of glass. The fixed, post-tensioned arch of prefabricated glass blocks with glass parapet (axonometric details below) proposes formally intelligent and structurally very simple details.






Wire raceway system

The manufacturer's recessed, triple service afterset insert is featured in a 4-page color brochure. The literature compares traditional preset wiring inserts with afterset inserts in terms of six major design criteria. Cost requirements and recessed activation alternatives are also described. Walker, Parkersburg, W. Va.


Circle 400 on reader service card



Moisture-control products

The manufacturer's line of moisture-control building products, including decorative waterproof coatings, between-slab-and-foundation waterproofing, water repellents, mastic dampproofing, PVC sheet waterproofing, and metallic waterproofing, is featured in a 4-page brochure. Rexnord Chemical Products, Minneapolis.


Circle 406 on reader service card



Asbestos abatement

An 8-page color brochure outlines the company's capabilities as asbestos-abatement specialists. Services include building inspection and evaluation, as well as total removal and replacement of asbestos-contaminated material. Secondary options are also described. W. T. Stephens Contracting, Inc., Houston.


Circle 401 on reader service card



Office productivity

An 8-page brochure describes the role of people in the computer workplace and the effects of the office environment on worker productivity. The report details time utilization, workstation design, furniture payback period, and return-on-capital-investment. Human Factor Technologies, Inc. Londonderry, N. H.


Circle 407 on reader service card



Sports surfaces

The results of a three-year study comparing installation, maintenance, and life cycles of northern maple and synthetic sports surfaces are available in a file of case studies. Specification information for new or replacement sports surfaces is also included. Maple Flooring Manufacturers Assoc., Northbrook, Ill.


Circle 402 on reader service card



Display lighting

The manufacturer's line of display lighting fixtures is featured in a 10-page color brochure. Product descriptions, power requirements, lamp life, and examples of applications are included in the literature. Tech Lighting, Inc., Redford, Mich.

Circle 408 on reader service card



Coating system

The manufacturer's *Duragard* corrosion-resistant coating system, based on a modified urethane primer and said to offer 100 percent formability, is featured in a 4-page brochure. Included in the literature is a specification sheet outlining product features and technical data. E. G. Smith Construction Products, Inc., Pittsburgh.

Circle 403 on reader service card



Loading-dock equipment

A 16-page color brochure reviews the manufacturer's line of universal loading docks and dock adjustment equipment. The literature contains product descriptions with dimensional information, as well as architectural specifications and schematics. Advance Lifts, Inc., St. Charles, Ill.


Circle 409 on reader service card



Workstations

An 8-page color brochure, including a template designed for planning configurations of workstations, is available for the manufacturer's line of office furniture and accessories. The template is a plastic planning and drawing guide that works on a scale of 1/4-in. to 1 ft. Samsonite Furniture Co., Murfreesboro, Tenn.


Circle 404 on reader service card



Doors

A 24-page color catalog features the manufacturer's line of doors, including patio, terrace, clad terrace, and French doors. Detailing and sizing information is included, along with dimensional diagrams and cross-sectional drawings. Installation and ordering data is also contained. Marvin Windows, Minneapolis.

Circle 410 on reader service card



Flexible duct materials

A 12-page brochure presents several applications where flexible duct material was used to solve rigid problems. The booklet suggests new uses of flexible duct for directing, distributing, or transferring matter, including self-threading funnels and heat dispersion. The Wiremold Co., West Hartford, Conn.

Circle 405 on reader service card



Bent glass

An 8-page color brochure contains 19 photographs of applications using curved architectural glass, as well as brief product descriptions. A slip sheet is also included, which details the types of bends that are available, along with instructions on how to accurately order the glass. Standard Bent Glass Co., Inc., Butler, Pa.

Circle 411 on reader service card

**YEARS
FROM
NOW,
MANVILLE
ARCHITECTURAL
PANELS
WILL
STILL
LOOK
LIKE
THIS.**

They last and last.

Years from now, Manville Architectural Panels won't have faded, because their color is integral throughout.

Years from now, they'll still be impact- and weather-resistant. And very, very durable.

And years from now, they won't have been harmed by fire—they're non-asbestos and fire-resistant.

Yes, these architectural panels are definitely tough. But they also offer other advantages:

They're machinable and easy to work with.

They're available in a variety of textures and popular earth-tone colors.

They're aesthetically pleasing with glazing and encourage creative architectural expression.

And they're made right here, in America.



So if you want architectural panels that will last, talk to your local distributor. Or contact the Manville Product Information Center, P.O. Box 5108, Denver, CO 80217. Phone: 303-978-4900. (See our catalog in Sweet's.)

Available internationally. Telex: 216115 MANV UR.

Manville. 21,000 people with one goal: To be your very best supplier.

Circle 56 on inquiry card

Manville





The sole

Presenting carpet of Antron Precedent—TM carpet that looks newer, longer than any other

Acknowledged Industry Leader New	Antron Precedent New
400,000 traffics	400,000 traffics
1,000,000 traffics	1,000,000 traffics

Finally, there's a carpet fiber system that's a step above all others: Du Pont ANTRON PRECEDENTTM. Because carpet of ANTRON PRECEDENT looks newer up to two times longer than any other carpet.

We've proven it. In a side-by-side test held in a busy New York City university, more than a million people walked across two contract carpets: one made of Du Pont certified ANTRON PRECEDENTTM the other an equal construction of the acknowledged industry leader.



survivor.

Take a close look. Not only did the carpet ANTRON PRECEDENT excel in soil and stain resistance; it also succeeded in retaining original look and texture longer.

In the revolutionary system behind ANTRON PRECEDENT, state-of-the-art hollow filament fibers are combined with DuraTech® advanced commercial treatment based on the best in Teflon® carpet protector technology. This, along with stringent Du Pont construction



specifications, is what sets ANTRON PRECEDENT apart.

So, for a carpet that will stand up better, specify one backed with Du Pont's signature of quality, the quality "Q".

Find out how your next carpet project can outlive more soles, with ANTRON PRECEDENT. Call us today at:

800-448-9835




REG. U.S. PAT. & TM. OFF.

Circle 57 on inquiry card




Metal building products

The manufacturer's line of sealants, caulking guns, and engineered construction fasteners are featured in a 4-page brochure. The *Flo-Seal* system of fasteners, featuring a compression seal, is highlighted, in addition to the *Stalgard* corrosion-resistant coating. Elco Industries, Inc., Rockford, Ill.
Circle 412 on reader service card




Flat cable

The *Tape Cable* line of flat flex cable is featured in a 22-page brochure. The catalog includes specifications and performance ratings for cables designed for signal or power transmission in a variety of applications, including inside or outside cabinet, over or under carpet, and indoor or outdoor. BRIntec Corp., Willimantic, Conn.
Circle 418 on reader service card




Cedar shingles

A line of panelized cedar-shingle siding and decorative cedar shingles is featured in an 8-page binder entitled *Architect Design Portfolio*. The portfolio features several applications ranging from light commercial to multifamily projects to single-family residences. Shakertown Corp., Winlock, Wash.
Circle 413 on reader service card




Structural adhesives

Included in the manufacturer's information kit is technical data on *Versilok* acrylic, *Fusor* epoxy, *Tyrite* urethane, and *Chemlok* cyanoacrylate adhesives. The adhesives are said to bond similar and dissimilar load-bearing materials and withstand salt spray, acid, and alkali immersions. Lord Corp., Erie, Pa.
Circle 419 on reader service card




Security systems

A 4-page brochure features the manufacturer's line of residential security systems. The literature contains detailed product descriptions, including dimensional information and diagrams. Additional information on optional fire circuits, intruder detectors, and other accessories is also included. NuTone, Inc., Cincinnati.
Circle 414 on reader service card



Premises' wiring products

An 84-page catalog features more than 2,000 products for networking and premises' wiring of voice and data, along with related power distribution and grounding devices. The catalog reviews coaxial cable, interconnection products, and multiconductor copper systems. Support products are also reviewed. AMP, Inc., Harrisburg, Pa.
Circle 420 on reader service card




Lateral files

The manufacturer's *Spectra-One* lateral files, featuring an integral drawer-front design, is highlighted in an 8-page color brochure. The literature contains a color selection chart and photographs of the files surrounded by fabric swatches. Allsteel, Inc., Aurora, Ill.
Circle 415 on reader service card




Aluminum building products

A line of aluminum building products is featured in a 10-page color brochure. The literature includes detailed product descriptions, diagrams, specifications, and ordering information. Products reviewed include alloy nails, rain-carrying systems, and roll flashing. Nichols-Homeshield, Aurora, Ill.
Circle 421 on reader service card




Thermoplastics

Design Synergy, a 22-page color brochure, features engineering thermoplastics designed for the medical, transportation, telectronics, leisure, and consumer products markets. The brochure reviews color, texture, snap-fits, and temperature resistance. Borg-Warner Chemicals, Inc., Parkersburg, W. Va.
Circle 416 on reader service card



Floor underlayment

An 8-page color brochure describes the manufacturer's floor underlayment products designed for multifamily, commercial, renovation, and single-family home markets. The brochure includes information on fire- and sound-control ratings, as well as product specifications. Gyp-Crete Corp., Hamel, Minn.
Circle 422 on reader service card



Industrial railing

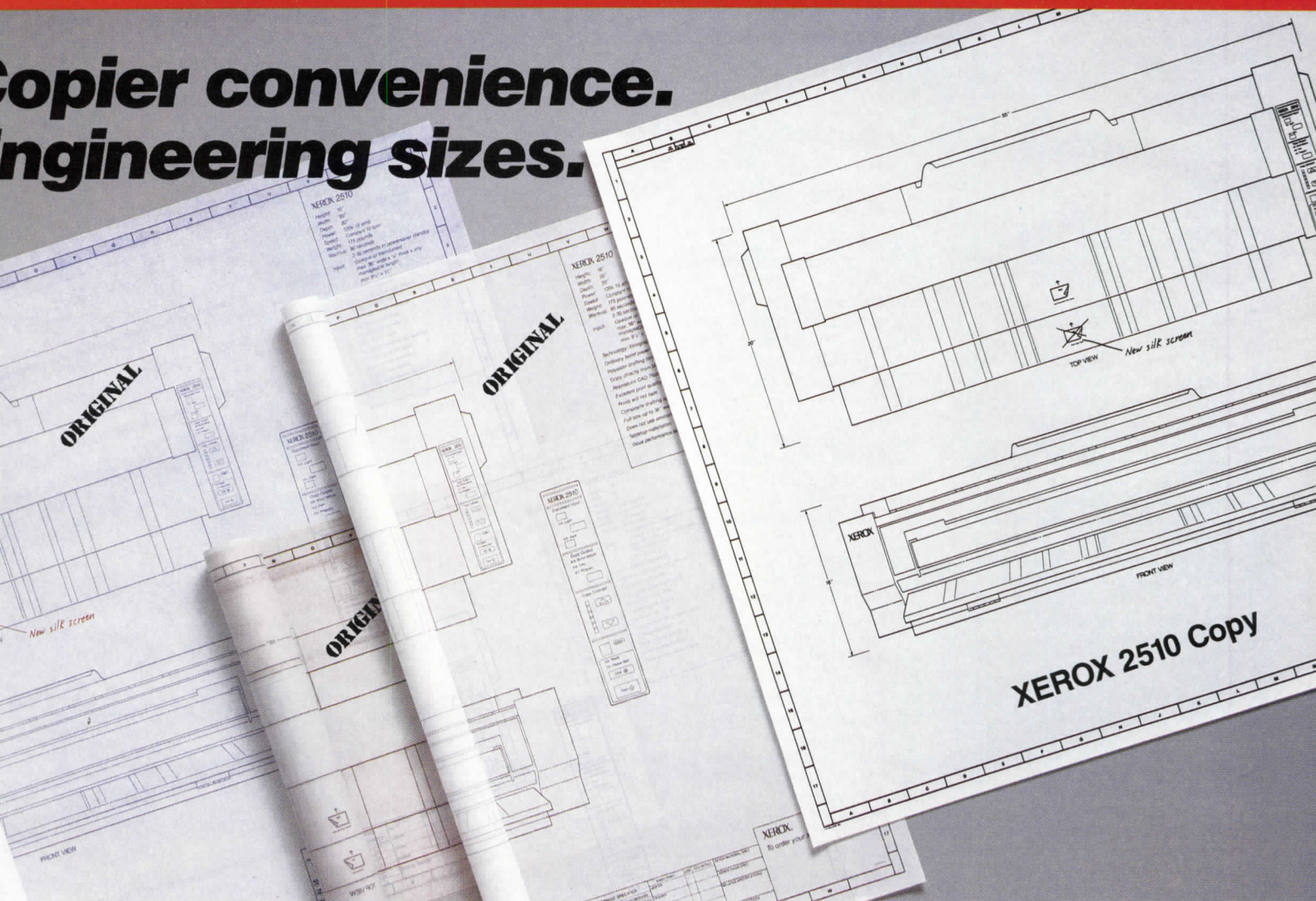
A 4-page brochure highlights the manufacturer's custom architectural metals for stairs, railings, window frames, and sidewalk doors. The brochure contains a product presentation, including more-detailed descriptions of stairs, ladders, and railings. Potts Manufacturing, Div. of Flight Systems, Mechanicsburg, Pa.
Circle 417 on reader service card



Wallcoverings

An 8-page fold-out brochure describes the manufacturer's design philosophy for its collection of handcrafted wallcoverings. The brochure provides a brief description of the materials used in the designs, along with examples of possible applications. Art People, New York City.
Circle 423 on reader service card

Copier convenience. Engineering sizes.



Now there's a low-cost, plain-paper engineering copier that can do what your diazo machine does. And much more.

Xerox 2510 Engineering Copier gives you sharp, permanent, black-on-white, full-sized copies up to 36" wide, any manageable length, from drawing, print, or sepia.

Copies bluelines.

Imagine the convenience of making copies of bluelines—even faded-up bluelines—onto bond, gum, or film right when you need them. Now anyone who needs a copy can have one.

Xerox® 2510 designed and manufactured in the U.S.A.

Xerox and XEROX 2510 are trademarks of XEROX CORPORATION.

Gives productivity a lift.

Copy, cut, and tape. The Xerox 2510 Engineering Copier puts this productive composite drafting technique at your fingertips. You'll wonder how you ever worked without it.

Odor-free, and fits anywhere.

The Xerox 2510 Engineering Copier is easy to use, odor-free, and has no special venting or electrical requirements. And it's

small enough to fit on a tabletop, so you can put it anywhere you need it.

It's yours for just \$3,695.

For all it can do to make your job easier, the Xerox 2510 Engineering Copier is a breakthrough product at a breakthrough price.

For more information call

1-800-448-3400 Ext. 664

or use reader service number below. Circle 58 on inquiry card



See us at the San Francisco Winter Design Engineering Show in Booth 626 (Nov. 11-13).

Xerox Technigraphic Products
317 Main Street
East Rochester, New York 14445

New products: Designer's Saturday

This year's Designer's Saturday, which took place in early October, had all the hoopla of its 18 predecessors—and then some. Coinciding with the grand opening of the International Design Center (RECORD, June 1986, pages 144-153), New York became the site of a design extravaganza. With much of the action taking place at the Long Island City address of the IDCNY, many of the 57 Designer's Saturday members had temporary, if not permanent, showrooms set up there. Amidst the receptions, parties, previews, and seminars, a variety of new products were introduced, some of which are featured on these pages. E. G.

1. Chair

This as-yet-unnamed chair, designed by Paolo Favaretto, features a cantilevered frame created to enhance not only visual appeal, but comfort as well. The back and "floating" seat are molded structural urethane and may be specified in *Kintone* or black. The frame is available in 24 *Kinkote* colors or chrome. According to the manufacturer, the affordability of this chair helps to extend its use beyond offices and institutions into recreational and hospitality environments. Kinetics, Rexdale, Ontario.

Circle 300 on reader service card

2. Chair

The *Villa Ast* chair is the latest addition to the manufacturer's ongoing "Re-Creation: Josef Hoffmann" collection that began in 1975. Designed by Hoffmann in Vienna for the Ast Villa in 1911, the *Villa Ast* chair features an ebonized or mahogany stained beech frame and an upholstered foam-padded seat. International Contract Furnishings, Inc., New York City.

Circle 301 on reader service card

3. Office system

The *Morrison System*, designed by Andrew Morrison, features a range of components based on a 6-in. module that can be used to create open office plans or freestanding furniture. Freestanding vertical panels made of hardboard septum, steel ribs, and fiberglass are available in four heights. The system also features overhead storage cabinets, shelves, and work surfaces that are cantilevered from the panels by brackets which fit into a recessed connector track. Knoll International, Inc., New York City.

Circle 302 on reader service card

4. Spotlamp

Designed by Ernesto Gismondi, the *Giove* table spotlamp is made of die-cast aluminum, has a grey lacquer finish, and houses an Osram 150w HQI metal halide lamp. The head diffuser rotates 180 deg and comes with a shatterguard. *Giove* may be used for a variety of applications, including display windows, industrial interiors, and recreational facilities. It is also available as a wall spotlamp. Artemide, Inc., New York City.

Circle 303 on reader service card

5. Office system

The *Com Office System*, an IBD Gold Award winner, features acoustical panels, a full-wire management system, overhead storage shelves, and hang-on storage cabinets said to improve paper-management capabilities. Work surfaces may be panel-suspended, affording additional storage under the work surface and greater design versatility. Krueger, Inc., Green Bay, Wis.

Circle 304 on reader service card

6. Casegoods

The *Edgewood* line of casegoods, designed by Robert Taylor Whalen, features mitred tops and several options such as integral pulls, and coordinated hardware. The line is available in a variety of finishes, including cherry, sapeli, walnut, and white oak. Trim colors may be specified in chrome, bronze, or black. Stow & Davis, Grand Rapids, Mich.

Circle 305 on reader service card


7. Lounge seating


Colorado, a seating system designed by Michael McCoy, includes four seating and two table units that may be arranged in lines, circles, or serpentine, with seating on either one side or two. *Colorado* is supported by a fully upholstered column with tubular metal armrests that may be used as intermediate or terminal support. The seat and back are also upholstered and are joined by a plastic profile. Krueger International, New York City.

Circle 306 on reader service card



For more information,
circle item numbers on
Reader Service Card





NORCO®

*Masterpieces
in wood windows
and doors.*

Each Norco window is an American masterpiece, finely crafted in the ages-old traditions of window-making.

We complement the natural warmth of wood with the modern arts of energy efficiency. Norco windows are tightly built and offer a choice of glazing options: double glazed, triple glazed or Low-E.

Norco proudly presents a long line of wood windows including casement, bows and bays, double-hung, awning and view, slide-by and custom direct set. And gliding patio doors. All available in natural wood or NOR'CLAD™ (wood with weather-defeating aluminum clad on the outside.)

They're all built with pride in one of the industry's newest, most modern plants. Yet, each one is built in our tradition of excellence to fit your needs and specifications. Exactly.

That's how we've earned a nation-wide reputation for reliability and flexibility that has become a classic in its own right.


No matter what the project is... single residence or multi-housing, renovation or new construction of commercial, industrial or institutional buildings... offer your customers masterpieces in wood. Write or call today for full information.



NORCO®
WINDOWS, INC.


P.O. BOX 309 · HAWKINS, WI 54530
PHONE: 715/585-6311

Circle 59 on inquiry card ©NORCO WINDOWS INC., 1984



Workstation accessories

Designed for both partitions and permanent walls, the manufacturer's *Walmaster Systems* line of interchangeable components attaches to a universal bar, thereby allowing for change or additions. The system can be used to hang files, printouts, binders, and magazines. Abbot Supply, Farmingdale, N. J.
 Circle 307 on reader service card




Mobile files

The *Mobile Pedestal Series* of 24-in. high files features five dual-wheeled casters designed to give additional stability when the bottom file drawer is open. Three standard drawer sizes can be ordered in a variety of configurations. Cole Business Furniture, York, Pa.
 Circle 310 on reader service card


Chair

The manufacturer's *CH-72-SV* club dining/pull-up bucket chair, designed by Nicos Zographos, is fully covered in leather. The chair measures 24- by 24- by 32-in., and was introduced at Designer's Saturday. Zographos Designs Ltd., New York City.
 Circle 311 on reader service card
 Continued on page 149



Laminated architectural glass

The manufacturer's process for encapsulating fabric within laminated architectural glass is said to provide superior soundproofing, shatter resistance, and security. To maintain clarity, *Butacite* polyvinyl butyral resin sheeting is used as the glass innerlayer. Du Pont Co., Wilmington, Del.
 Circle 308 on reader service card



Lighting system

The manufacturer's *PL-50* lighting system consists of a group of components which are combined to form chandeliers, ceiling fixtures, and wall brackets. The main components of the system include a 13-watt twin-tube fluorescent lamp, an octagonal aluminum extrusion, and an acrylic snap-on diffuser. American Lightsystem & Luminaire, Newburgh, N. Y.
 Circle 309 on reader service card

CONTROL YOURSELF


Design excitement reaches new heights with the Hamilton VR 20[®] drafting table. Clean lines that cater to creativity. A choice of either hand or foot control. A full 20 inches of electrically powered vertical travel. Our exclusive *Stratasteel*[®] board. And our famous *Dial-A-Torque*[®] counterbalanced tilt mechanism, for a full range of movement, from vertical to horizontal.

To put yourself in this advanced control mode, ask for VR 20 drafting tables from your Hamilton dealer. Available in standard and light table models.

HAMILTON

TWO RIVERS WISCONSIN 54241 TELEPHONE 414 793-1121

Circle 50 on inquiry card



Quality and Beauty, From Square One.


And that's where it all begins
with the versatile, easy to install
Luxalon® Cell Ceiling System.
Call for more information.

To contact your nearest Hunter Douglas representative,
call *Sweet's Buyline* (800) 447-1980.

HunterDouglas
Architectural Products


P. O. Box 724568 • Atlanta, GA 30339
(404) 432-1364 • (800) 432-7462

Circle 61 on inquiry card




Wallcoverings

The *In Residence* collection of wallcoverings and borders features an impressionistic-styled palette of colors said to unify the borders and papers. According to the manufacturer, the collection was designed to be "mixed and matched." Lee Jofa, Carlstadt, N. J.
 Circle 312 on reader service card



Lighting fixture

Palio, a crescent-shaped table/task lamp, designed by Perry A. King and Santiago Miranda, features an elliptical, opal glass diffuser body and an aluminum reflector suspended by chrome-plated brass rods. Atelier International Lighting, New York City.
 Circle 315 on reader service card



Chair

Fuso, an arm chair designed by Adam Tihany and Joey Mancini, is available in beechwood, mahogany, pearwood, honey stain, and high-gloss and matte lacquers. The seat may be specified in a selection of fabrics, leathers, and wood. Innovative Products for Interiors, Inc., Long Island City, N. Y.
 Circle 316 on reader service card
 Continued on page 152



Chair

The *Figura* executive chair, designed by Mario Bellini, has no visible shell, protruding levers or buttons, and may be specified with or without armrests. The chair is available in leather or removable fabric covers. The lower part of the seat's back has a padded "belt" for lumbar support which can be ordered to match or contrast the color of the chair. Vitra Seating, Inc., New York City.
 Circle 313 on reader service card



Work surface

The manufacturer's panel-mounted wraparound work surfaces are available in two basic models. A notched wraparound surface features a recessed keyboard pad and measures 48-in.-wide by 24- or 30-in.-deep. The curved wraparound surface is available in two sizes: 36- by-24-in. and 48- by-24-in. Haworth, Inc., Holland, Mich.
 Circle 314 on reader service card

1987 catalog now ready!

SEALING SYSTEMS FOR DOORS AND WINDOWS

- ACOUSTICAL
- AIR FILTRATION
- SMOKE
- LIGHT

ZERO

ZERO INTERNATIONAL, INC.

When you're sealing doors and windows against sound, smoke, light and weather... Zero gives you a better seal by design.

- STC rated for sound
- CFM rated for air
- CFM rated for smoke
- LISTED & LABELED for fire doors

Write today for your Zero, 28 page catalog over 200 full scale drawings.

ZERO INTERNATIONAL, INC.,
 415 CONCORD AVENUE BRONX, NEW YORK 10455-4898
 TELEPHONE: 212-585-3230 TELEX: 239777 ZERO UR

Circle 62 on inquiry card

*No. 45
in a
commercial
design series.*



ANDERSEN DEMONSTRATES HOW A PLANT THRIVES IN NATURAL LIGHT.

...all know how factories used to be.
...dark, drafty, depressing places to work.
...with the walls closed to the daylight.

But when the Werner-Pfleiderer
Corporation found a spot in an old apple
orchard for their North American plant,
they wanted a design that would turn
this beautiful natural setting into a

(Research shows that visual tasks can
be performed three or four times more
effectively under daylight conditions
than under artificially lit conditions.*)

Andersen windows lighten up
energy costs too. In summer they open
to invite refreshing breezes indoors.
Reducing air conditioning demands.



...mulating work environment.

Andersen® Perma-Shield® casements
close up and bring sunlight deep into the
building, illuminating employee work
spaces and brightening employee spirits.

Come winter they close snugly,
securely against freezing winds. Far
more weathertight than industry stand-
ards to help reduce heating costs.

And Andersen windows stay on the
job. Our solid wood core
is covered with rugged
Perma-Shield vinyl that
won't chip, flake or
peel, so it doesn't need
painting. And the
earthy Terratone color
blends beautifully with
most exteriors.

When it comes to
manufacturing plants,
take your clients out
of the dark ages with
quality Andersen
windows, gliding patio
doors and the extra-
ordinary Andersen roof
windows.

For more informa-
tion, call your Andersen
distributor or see Sweet's
File 8.16/An. Or write
Andersen Corp., Box 12,
Bayport, MN 55003.

Circle 63 on inquiry card


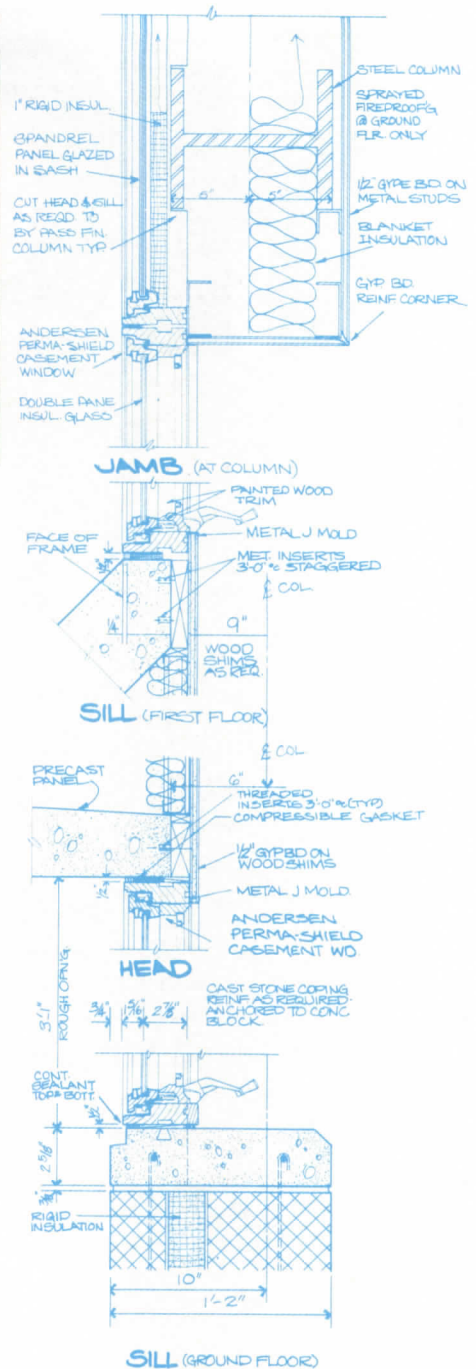
Werner and Pfeleiderer Corporation—
Headquarters, Ramsey, New Jersey.

Architect: Ballou-Levy-Fellgraff
Newfield Park, New Jersey.

© 1986 Andersen Corp.

Printing limitations prohibit exact duplication
of Terratone color. Use actual sample for building
specifications.

*Source: Benefits of Daylighting, Cost and
Energy Savings. ASHRAE Technical Paper,
J.W. Griffith, 1977.




Come home to quality.

Andersen
AW
Windows • Patio Doors™

Andersen

HOW



EASY:

The AT&T Card is so fast and simple to use, you're going to get spoiled.

To use it, just dial the number you want to call, and enter your AT&T Card number. That's it. It's the easiest way to plug into the AT&T Long Distance Network from virtually any phone.

In fact, you can make calls even without carrying your AT&T Card. Just remember your AT&T Card number.

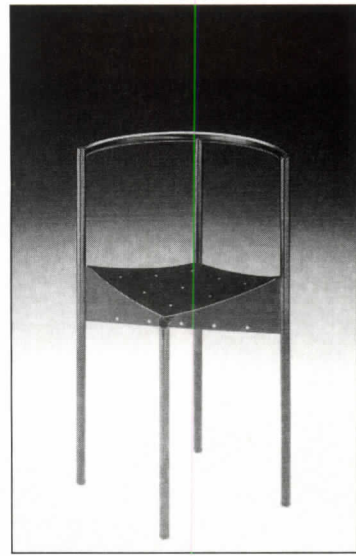
So, if you travel frequently, spoil yourself and get the AT&T Card. It's as simple as dialing

1 800 CALL ATT, Ext. 229



AT&T

The right choice.



Chair

One of French designer Philippe Starck's newest pieces of furniture is the *Wendy Wright* chair, introduced at the 1986 Milan Furniture Fair. The lightweight chair features a perforated metal seat and a tubular back rest. SEE, New York City.

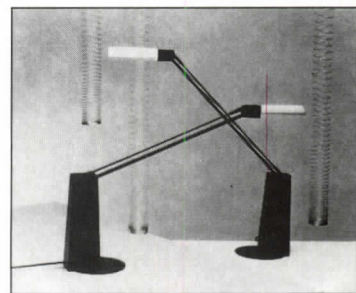
Circle 317 on reader service card



Table

The *Black Widow* table, designed by Stanley Jay Friedman, features a cylindrical steel center supported by five articulated steel legs. The round tabletop is available in clear or tinted cut glass, polished and filled marbles, or a selection of woods. The table may be specified in a flat black enamelled finish, or any of 125 standard colors. Brueton Industries, Inc., Springfield Gardens, N. Y.


Circle 318 on reader service card



Lighting fixture

Cygno, a task lighting fixture designed by Ron Rezek, features an adjustable 20-in. vertical range. The unit's fluorescent bulb is shaded by either a translucent white diffuser or an opaque gray reflector that is said to make it especially well-suited for use with computers. Artemide, Inc., New York City.


Circle 319 on reader service card



Chair

Designed by Dragomir Ivcevic, the manufacturer's *Proper* chair features a lightweight construction said to provide comfort and convenience in stacking. The arms and legs of this occasional chair are made of oval steel tubing. Screws and fasteners are not visible from any angle. Herman Miller, Inc., Zeeland, Mich.

Circle 320 on reader service card



Seating

The *Barto* chair was designed by Richard Schultz and features a fully upholstered back. The upholstery is applied over an accordion-pleated plastic fan back which, in turn, is stretched over a U-shaped steel frame with elastic webbing suspension. The chair is available in three versions. Domore, Elkhart, Ind.

Circle 321 on reader service card



Seating

The manufacturer's *delos* series of office, conference, and lounge seating includes armchairs with cantilevered or four-legged bases, a tilt-swivel manager's chair, and lounges available with a standard 18-in. seat. The series may be specified in leather upholstery or a selection of fabrics, and is set off by polished chrome or epoxy-coated frames. Fixtures Furniture, Kansas City, Mo.

Circle 322 on reader service card

WHY



BECAUSE:

The AT&T Card is your key to the dependable AT&T Long Distance Network. As you travel around the country, it'll help you keep in touch with everyone who really matters—from your boss to your best friend. And because every call you make is important, it's reassuring to know the AT&T Long Distance Network is carrying your message.

To put the key to the high quality AT&T Long Distance Network in your pocket, order your AT&T Card today. Simply call


1 800 CALL ATT, Ext. 229



AT&T

The right choice.

C R E A T E D T O
W I T H S T A N D
T H E T I D E S O F
T I M E A N D M A N



BEACHSTONE

Rubber Flooring from
ENDURA®


ENDURA, Division of the Biltrite Corp., 2 University Office Park, 51 Sawyer Road, Waltham, MA 02254, (617) 647-5375.

Circle 64 on inquiry card

Storage Systems Which Reflect Your Concern For Space

Two products from Lundia which reflect that concern:

Lundia solid wood storage shelving. Every building needs it. Shelving in closets, storerooms, mailrooms and records centers. Because it's pre-fabricated, Lundia shelving is easy to specify, detail and schedule. And it's versatile and adaptable to nearly any storage requirement.



Lundia Fullspace. A variety of Fullspace mobile storage systems offers the ability to condense storage areas and give more attention to the productive and aesthetic aspects of interior space. Handsome Fullspace also complements the ambience of your interiors. For the small library, the large file room or the huge distribution center, specify Lundia Fullspace.

Write or call

LUNDIA
The World's Record Holders®

600 Capitol Way
Jacksonville, IL 62650

(800) 258-6342
(800) 252-8844 (Illinois)

Circle 65 on inquiry card

Manufacturer sources

For your convenience in locating building materials and other products shown in this month's feature articles, RECORD has asked the architects to identify the products specified

Pages 86-89

Renaissance Center Office Park, Phase II
Leason Pomeroy Felderman Associates
Roofing: Flintkote. Skylights and windows: Western States Glass. Glazing: P. P. G. Outdoor lighting fixtures: McPhilben; Prudential; Kim; Devine. Tile: Dal-Tile.

Pages 90-95

Porter, Wright, Morris & Arthur
Headquarters
Warren Platner Associates Architects

Pages 90-91—Bronze/glass railings: Tomco Metal Fabrication, Inc. Lighting fixtures: Lite Lab Corp. Tables: Valley Marble.

Page 92—Chairs and tables: Knoll International. Table linen: James G. Hardy & Co. Carpeting: Brintons Carpet. Credenzas: George A. Merritt Co.

Page 93—Seating: Tudor House Furniture. Chairs: Knoll International.

Pages 94-95—Letter trays: Smith Metal Arts. Floor lamps: Koch & Lowy, Inc. Desk: Custom, fabricated by Gordon Russell, Ltd. Metal files: Storwal Intl. Inc. Pendant fixtures: Kenneth H. Walker Assoc., Inc. Millwork: Thomas W. Ruff Co.

Pages 96-99

PHICO Insurance Co.
Metcalf/KCF Joint Venture Architects
Pages 96-97—Granite: New England Stone. Glazed brick: Hanley. Curtain walls: Kawneer. Tinted glass: P. P. G. Glass block: Pittsburgh-Corning. Skylights: Fisher. Ventilators: Aerovent. Entrance: Falcon.
Pages 98-99—Lighting: Lightolier; Edison Price; Elliptipar.

Pages 100-103

TRW World Headquarters
Lohan Associates
Pages 100-101—Curtainwall: Antemex/Harmon. Entrance: BWN Industries. Skylight: Lord and Burnham. Roofing: Carlisle.
Pages 102-103—Marble: Vermont Marble. Ohio sandstone: Briar Hill Stone Co. Granite: Bussiere. Interior cladding: Zimmcor. Bronze handrails, atrium glass: Livers Bronze. Lighting: Edison Price. Ceiling: Armstrong. Carpet: Scott Group. Sunshades: Mecho. Blinds: Louverdrape. Paints: Sherwin Williams. Planters: Supreme Aluminum. Spotlights: Thorn Co.

Pages 124-131

High Museum, Atlanta, Georgia
Parker Scogin Architects
Page 124—Graphics: APCO Graphics, Inc.
Pages 125-126—Flooring: Virginia Slate Corp. Paneling: Woodwork Corp. of America. Downlights: Lightolier. Railings: Wilfab, Inc. Sprinkler heads: Gem.
Page 127—Diffusers: Titus Corp. Paints: Glidden; E.I. DuPont De Nemours & Co. Carpeting: Knoll International. Ceiling panels: Woodwork Corp. of America. Spotlights: Lightolier.
Pages 128-129—Support panels, illuminated floor: Circle Redmont. Glass bricks: Pittsburgh-Corning. Skylight glazing: Rohm & Haas Co. Security equipment: Doorguard, Honeywell. Flooring: Kentucky Wood Floors, Inc. Finish: Minwax Dura-Seal.

EXECUTIVES



Working harder and accomplishing less? This message is for you.

Did you know that more than three million executives and professionals across America now rely on a DAY-TIMER to *organize themselves*—schedule their appointments, prioritize their daily tasks, record their expenses, save substantial tax dollars, and free their minds for important decisions?

Would you like to find out how a DAY-TIMER can do the same for you? For just \$1.00 to defray the cost of postage and handling, we'll send you a specially created 4-month Sampler Kit featuring our most popular pocket-size formats, a conveniently slim wallet to hold the System, and a special introductory audio cassette.

\$1.00 OFFER COUPON

 DAY-TIMERS

Dept. 5372

Allentown, PA 18001

Please rush my DAY-TIMER Sampler Kit, including the audio cassette. My \$1.00 is enclosed.

Print Name _____

Firm _____

Address _____

City _____

State _____ Zip _____

E229

Call Us On The Carpet.

Call us on the office carpet, the hospital carpet, the school carpet. Call us on any carpet for any commercial environment. Call us anytime with any request. When you call Lees, you reach people who have the answers on products, samples, installation methods, local service and more.

Now that we're a separate all-contract company, we're giving you lots of reasons to call us. With our expanded field support staff, we'll be close at hand to help you turn designs on paper into carpet.

As the world's largest maker of commercial broadloom and modular carpet systems, we offer hundreds of colors, coordinates and custom programs. We've added hardback carpet tile systems in advanced generation Antron® nylon by DuPont with soil and static protection built in. And our modular systems are performance guaranteed for ten years.


For brochures, test data, specifications call toll free 800/523-5647. From within Pennsylvania, call collect 215/666-9426.

**Lees
Commercial
Carpet
Company**



A Division of Burlington Industries, Inc.
King of Prussia, PA 19406







Harbor Lites

With Sunglas® HP Reflective glass, one of over 30 solar management glasses by Ford.

The Hotel Inter-Continental is a \$70 million glass-clad high-rise tower, designed with a nautical silhouette to give every guest room a view of the San Diego Harbor and to minimize obstruction of the harbor's view from downtown San Diego.

The glass of choice is Sunglas HP Reflective — used here with a durable silver coating applied to clear glass for 8% nominal light transmittance. This version (S1-08) provides a subtle reflectance of the harbor's ever-changing color as well as a reduction in the hotel's air conditioning installation and operating costs.

Sunglas HP Reflective is part of Ford's Sunglas family — a family of over 30 different solar management glasses with colors and shading coefficients for virtually any application. All Sunglas HP Reflective products are also backed by Ford's ten-year coating warranty.

The next time you specify reflective glass, specify the total performance and versatility of Sunglas HP Reflective by Ford and see the difference. For Quality, variety, and availability in solar management glass — Nobody outglasses Ford.

For more information call: 1-800-521-6346
In Michigan call collect: 1-313-446-5915
In Canada call: 1-416-363-7561

Owner: Torrey Enterprises, Inc.
Architect: Hope Consulting Group




 GLASS DIVISION


Circle 67 on inquiry card

IN DETROIT, VULCRAFT IN THE SKYLINE AND

Riverfront Apartments used 1,220 tons of Vulcraft steel joists and 650,000 sq. ft. of Vulcraft steel deck to create these 29-story twin towers.



MADE A DIFFERENCE THE BOTTOM LINE.



After carefully evaluating the costs of traditional systems including composite design structural steel and reinforced concrete, the designers and builders of the Riverfront Apartments in Detroit chose an innovative alternative in high-rise structural design. By using Vulcraft steel joists, the construction of the 29-story twin towers stayed on time and on budget.

Since Vulcraft steel joists are easier to handle and erect, we were able to help expedite construction on a tight schedule that went straight through the Detroit winter. Vulcraft joists also provided significant savings within the building design itself through their lightweight, open web configuration.

By also supplying steel deck in addition to our steel joists, Vulcraft was able to facilitate the progress of the Riverfront job with well-coordinated delivery schedules. Deliveries were carefully maintained and controlled over a 6-month time frame by using our own fleet of trucks. In short, Vulcraft delivered what was needed when it was needed.

So, by providing steel joists and steel deck for these 29-story twin Riverfront apartment towers, Vulcraft contributed to an exciting new addition to the Detroit skyline while reducing the job's bottom line.

For more information concerning Vulcraft steel joists, joist girders and steel deck, or copies of our joist and steel deck catalogs, contact the nearest Vulcraft plant listed below. Or see Sweet's 5.2/Vu and 5.5/Vu.

VULCRAFT

A Division of Nucor Corporation

P.O. Box 637, Brigham City, UT 84302 801/734-9433
P.O. Box F-2, Florence, SC 29502 803/662-0381
P.O. Box 169, Fort Payne, AL 35967 205/845-2460
P.O. Box 186, Grapeland, TX 75844 409/687-4665
P.O. Box 59, Norfolk, NE 68701 402/644-8500
P.O. Box 1000, St. Joe, IN 46785 219/337-5411

Owner: Riverfront Associates/Builder: Barton Malow/Architect: The Gruzen Partnership/Structural Engineer: The Office of Irwin G. Cantor, P.C./Steel Fabricator: RCVNS Joint Venture (Ross Structural Steel Inc., Corvo Iron Works Inc., Vulcan Iron Works Inc., Noreast Erectors Inc., and Structural Steel Inc.)

Circle 68 on inquiry card



How The Top Restaurant Chains Invite Customers In

Marlite® Brand Planks have a way with modern chain customers. The warm rich woodgrain designs are an inviting, familiar view to even the most hurried diner. Perhaps that's why they return time and time again.

Of course, the invisibly protected, richly textured surfaces only need an occasional wipe with a damp cloth to keep the warm attraction that first caught a customer's eye.

But customers aren't the only ones to have a strong affinity for Marlite® Brand Plank. Only the most important.

Owners and contractors are fervent fans, as well. With good reason. The prefinished surfaces cut time from building schedules. And the 16" wide, tongue and grooved modules are easy to handle while cutting down on waste.

Is it any wonder that Marlite® Brand Plank sets the tone in almost all of the top 25 restaurant chains?

No wonder...but no accident, either

The crafting of Marlite Brand Planks is a time-perfected labor. Skilled Masonite Corporation plate-makers create precisely grained textures

using a Masonite patented electro-form process. These are matched to specimens of natural lumber. Then, in a multi-step process, the rich prefinished tones are applied. Automated, precision carving tools cut scorelines and trim tongues and grooves into each plank. And, in a unique flow-coat process, a clear finish is applied for maximum protection in commercial environments.

Find out for yourself what the most successful chains already know. Marlite Brand Plank brings the customers in. Write or phone for FREE information.

Above: Marlite® Brand Plank gives interiors a rich warm ambience, but is easy to maintain. An ideal combination in high-traffic restaurant environments.

 **COMMERCIAL DIVISION**
MASONITE CORPORATION DOVER, OHIO 44622 (216) 343-6621

Circle 69 on inquiry card




HEWI

A comprehensive range:
Door Hardware, Railing Systems,
Cabinet Hardware, Bathroom Acces-
sories.


A range of high quality nylon items
that allows versatility in combination
and individuality of expression. Plea-
sant to the touch, wear resistant, col-
ored throughout. All items are avail-
able in 13 colors.

HEWI, Inc.
7 Pearl Court
Allendale, N.J. 07401

HEWI Canada Ltd.
170 Esna Park Drive, Unit 14
Markham, Ontario L3R 1E3



INTRODUCING THE NETWORKING. AMP



Today there is a new entity in networking and construction. It draws the considerable expertise of a number of AMP technologies into a single cohesive force that can help solve your networking problems. It is the AMP NETCON Division.

Whether your media is twisted pair or coax, fiber optics or undercarpet, the AMP NETCON Division has the ability to

interconnect every major technology.

As the world leader in interconnection technology we recognize that networking is a concept for wiring management as much as it is a hard-wired idea. Our whole heritage is in finding better ways in dealing with



THE NEWEST IDEA IN NETCON DIVISION.

those ideas. Finding better ways of delivering power, telephone, data and image throughout offices, buildings, companies, and industries.



and application techniques which we already have and that puts us ahead of everybody else.

Contact your local AMP NETCON Distributor or



For us networking isn't an exotic idea.

It's just the newest way of using products



call us toll-free today, 1-800-852-5000 Ext. 75, and put our networking construction experience to work for you.

AMP NETCON

INTERCONNECTIONS FOR NETWORKING/CONSTRUCTION
Division of AMP Products Corporation, Valley Forge, PA 19482

Circle 71 on inquiry card

Lighting the way to tomorrow.

Today, windows are a bigger part of architectural design than ever before. That's because design is a bigger part of windows.

Kawneer's window line includes both Thermal and Non-Thermal models. Vertically and horizontally pivoted. Inswinging and outswinging casements. Projected, top hinged, fixed and high performance windows. Kawneer has them all. To open design opportunities. To open minds.

And Kawneer windows are not only constructed to meet AAMA performance standards, but standards much higher. Our own.

Kawneer windows. They let you look at your design in a whole different light.


 **Kawneer**
The Designer's Element





*For full technical description, tracing details and specifications,
contact your Kawneer representative or write to: Kawneer Company, Inc.,
Department C, Technology Park-Atlanta, 555 Guthridge Court, Norcross, GA 30092.*

Circle 72 on inquiry card





WES-GROUP™ SHAPES THE EXECUTIVE WORKSPACE.

Long before executives make decisions which shape a company's future, designers make decisions that shape the executive's environment.

In designing the executive workspace, your attention turns to detail, and naturally, you turn to Westinghouse. Where Executive Wood Trim in fine lines of Dark Oak and Mahogany provide strength, character, depth and integrity. The soft, radiused edges of top caps, post caps and post covers coordinate with fabric and wood veneer panels and components for continuity of design. Leading to a workspace that's a reflection of the executive, and the designer.

Which leads us to the subtle shapes of Conference II™. Serving as a workstation for one or a conferencing area for as many as six, Conference II worksurface designs allow associates to perform more jobs in less space, exchange ideas instantly and expedite the flow of information.

Executive Wood Trim and Conference II are the latest additions to Wes-Group... the comprehensive range of integrated, yet interdependent subsystems from the total quality leader.

Westinghouse. More than 100 years of delivering quality you can be sure of. See how Wes-Group can shape your next office system design. Write Westinghouse Furniture Systems, 4300 36th Street, S.E., Grand Rapids, Michigan 49508 or call 1-800-445-5045.

Circle 73 on inquiry card



**Westinghouse
Furniture Systems**

You can be sure . . . if it's Westinghouse

Find out how good Business Class can be.

TWA



TWA AND AMERICAN EXPRESS MEAN BUSINESS.

Discover the peace of mind

that comes with TWA's Airport Express® service. TWA recommends you reserve and pay for your tickets ahead of time with the American Express® Card, and get your boarding passes even before you get to the airport.

Plus, Business Class travelers enjoy many other special services like priority luggage drop-off and pick-up.

YOUR COMFORT IS OUR BUSINESS. TWA goes to great lengths and widths to ensure your comfort with extra leg and shoulder room. And on our 747s, Business Class travelers can find themselves sitting in the lap of luxury in our spacious Business LoungerSM—the widest seat in the sky. And all of this special Business Class comfort is available not only across the Atlantic, but also on all TWA widebodies across America.

AMERICAN EXPRESS INTRODUCES GLOBAL ASSIST.SM Wherever business takes you, American Express' new Global Assist service provides worldwide emergency referrals. With one call, toll free, 24 hours a day, American Express will help Cardmembers find a lawyer, doctor, dentist, pharmacist, interpreter—or even suggest which visas or inoculations are needed for specific trips. And American Express has Travel Service Offices worldwide to help you with any changes in your travel plans.



THE BEST TRAVEL AWARDS FOR FREQUENT FLYERS. Only TWA offers frequent flyers the opportunity to earn a free trip for two, First Class, around the world, as well as free travel to a variety of exciting, exotic places. And members of TWA's Frequent Flight Bonus® program who travel Business Class will earn 25% bonus miles on every flight.

THE IDEAL TRAVEL PARTNERS: TWA AND AMERICAN EXPRESS. There's a new spirit and vitality at TWA and we're determined to make sure your Business Class travel goes as smoothly and conveniently as possible. To ensure this ease, TWA gladly accepts the American Express Card with its instant acceptance at TWA counters worldwide. Don't leave home without it.[®]



TODAY'S TWA. FIND OUT HOW GOOD WE REALLY ARE.

© Copyright by RAND McNALLY & COMPANY, R. L. 86PG05

Extruded Polystyrene Insulation **FOAMULAR**®

**Aren't these the benefits
you're really looking for
in an insulation?**

1. HIGH INSULATING VALUE.

Foamular® gives an R-value of 5 per inch of thickness — higher than many commonly used rigid foam insulations. And it's an R-value that won't significantly diminish over time.

2. OUTSTANDING MOISTURE RESISTANCE.

Because Foamular is an extruded polystyrene insulation, produced by means of our patented process technology, it's highly resistant to moisture. So, year after year, it keeps its superior level of insulating performance even after exposure to moisture of all kinds.

3. LABOR-SAVING INSTALLATION.

Foamular comes in lightweight, yet tough, rigid foam panels that are extremely easy to handle, score, cut and install for labor-saving efficiency. And Foamular's natural skin surfaces make facer materials unnecessary.

4. ECONOMICAL CHOICE OF STRENGTHS.

Foamular's "Family of Products" concept lets you select Foamular in compressive strengths ranging from 15 psi to 60 psi. That means you get the Foamular product that's right for your application — without overbuying.

5. WIDE APPLICATION USE.


Foamular is available in a variety of sizes and thicknesses, and complies with a broad range of codes and standards, for sheathing, cavity wall, foundation/perimeter, underslab, wall furring, single-ply roofing, high strength, and other commercial, residential, and industrial applications.

Write or call for complete technical and application literature.



2 Sylvan Way • Parsippany, N.J. • 07054 • (201) 267-1605

Circle 74 on inquiry card



Higher R-values mean greater insulating power. Savings vary. Find out why in the seller's fact sheet on R-values.

WARNING: COMBUSTIBLE. This product will ignite if exposed to fire or sufficient heat and intensity.

*puttin'
on the
pink*

ONE LOOK AT A WINDOW OPENS TWO WAYS. AND REASONS TO SPECIFY IT

Turn the handle on a Marvin Magnum Tilt-Turn 90 degrees and the window swings into the room for cleaning. Turn the handle a full 180 degrees and the window tilts into the room for ventilation.

Close the window and it will exceed any commercial performance code. Radically. It's another first for Marvin. One other manufacturer is watching closely.

**EVEN WE WEREN'T
EXPECTING A WINDOW
THIS GOOD.**

When we began developing this window, we knew the combination of precise technology and Marvin craftsmanship would result in a commercially viable wood window. When we saw the test results, we were amazed:

Air infiltration: .01 cfm @ 25 mph. .02 cfm @ 50 mph (10 times lower than the toughest proposed standard).

Wind load: 200 mph positive pressure. 256 mph negative pressure.

Water infiltration: 0 @ 66 mph.*

U values: As low as .22.

R values: As high as 4.55.

In engineering this window


to open two ways, we engineered it to perform better than any commercial wood window on the market. It didn't just meet commercial standards. It shattered them.

MARVIN'S MASTERPIECE.

We didn't compromise the way this window looks. If anything we raised our already high standards a bit.

Pride. Attention to detail. Beautiful western Ponderosa pine. All the traditional Marvin trademarks are here. So, too, are a variety of styles, including Round Tops and a simulated double hung. There's even a tilt-only Magnum Hopper and an authentic double hung.

The lines are long and graceful. And versatile. The Marvin Magnum Tilt-Turn can bring beauty and performance



*Test results for 48" x 64" Magnum Tilt-Turn.



THAT THREE GOOD

high-rise, low-rise, hospitals, schools or office buildings.

HERE'S WHAT YOU GET STANDARD. PLUS A FEW OPTIONS.

Every Tilt-Turn comes with tough, heavy-duty hardware, including adjustable hinges and locks for a perfect fit. For an extra tight seal, we weld weatherstripping at all four corners.

The wood is pressure treated with insecticide and a water repellent solution to protect against rot and decay.

When there are options. The maintenance-free superior finishes (a medium bronze cladding or Polycron™).

Or glazings. Marvin Magnums are available in single pane, 7/8" insulating, 1" insulating, solar



bronze, solar gray, solar cool, Low E, or Low-E with Argon. And sizes. Tilt-Turns are available from 17" x 23" on up.

Just as important is the option these windows give you

to explore new applications. No window is better suited to renovation. No window performs as well in new construction.

Take a good look at this window that opens two ways. Then, for more information, or the name of your nearest Marvin distributor, call toll-free **1-800-328-0268** (in Minnesota 1-612-854-1464). Or write Marvin Magnum Windows, 8043 24th Avenue South, Minneapolis, Minnesota 55420.

After all, we didn't just engineer these windows to open two ways. We engineered them to open your mind.

Circle 75 on inquiry card

MARVIN MAGNUMS

ENGINEERED TO
OPEN THE MIND.



Koppers Rx[®] Insulation

WILL RETAIN ITS "R" VALUE

For the first time ever, a foam plastic insulation is *guaranteed* to retain its "R" value for 20 years. Our 8.3 "aged" "R" value per inch is the best in the industry.

Koppers Rx Insulation will not lose "R" value over time. Koppers Rx is a rigid, thermally efficient phenolic foam board insulation, providing superior long-lasting energy efficiency.

Rx Insulation is the best value in roofing, wall, and ceiling insulation today...tomorrow...and into the 21st century. Koppers guarantees it!

The Koppers Guarantee

If the "R" value of Koppers Rx Insulation fails to

meet our published specifications—anytime within 20 years of installation—Koppers will pay the resulting difference in heating and cooling costs. See warranty for conditions and details.

Are you getting the long-term "R" value you specified?

The standards of the Roof Insulation Committee of the Thermal Insulation Manufacturers Association (RIC/TIMA) require an evaluation period of 6 months for determination of "aged" "R" values of foam plastic insulations. The Midwest Roofing Contractors Association has sponsored recent studies which conclude that "the RIC/TIMA 6-month room temperature 'aged' 'R' value claims...are not realistic to use as the basis for the design of 10 to 20-year roof life." (See RSI Magazine article, July, 1986, p. 38).



WE GUARANTEE

TO THE NEXT CENTURY

Koppers Rx goes much further than the standard 6-month "aged" "R" value rating, guaranteeing its high in-service "R" value into the 21st century!

Other Rx advantages

Utilizing Koppers Rx will provide you with much more than superior, long-lasting energy efficiency. For instance:

Insulation is the only plastic foam insulation product on the market which passed one, one-and-a-half and two-hour UL fire resistive tests when the insulation was directly applied over a protected metal deck. Also, Rx has low smoke-developed and flame-spread ratings.

Insulation is non-corrosive.

Insulation is dimensionally stable and exceeds industry standards.

Value-added "R" value

Koppers stands behind the best insulation value with the best guarantee in the industry. Rx Insulation is a truly "value-added" material. It adds value in terms of most "R" per inch and long-term energy savings...so why settle for less.

To learn more about Koppers unprecedented 20-year guarantee, call 800-558-2706 or write:

Koppers Company, Inc.
Dept. #58H-4
Pittsburgh, PA 15219

KOPPERS






The 21st Century Insulation



Circle 76 on inquiry card

GET IT!

excellence...



Shown above with the new Bilco LadderUp Safety Post



from the way they're built...to the way they work.

When you specify Bilco horizontal doors or automatic fire vents, you specify products that are built to give long, trouble-free service. Products that are designed to work. Smoothly, easily, reliably.

Shown are three examples of how Bilco excellence in design and workmanship translates to benefits for your client. The Type S ladder access roof scuttle featuring the safety and convenience of one-hand operation. The Type

D-SH automatic fire vent with the exclusive Thermo-latch® positive hold/release mechanism for dependability when fire occurs, and security against inadvertent opening at other times. The Type JD walk-over access door with built-in compression spring mechanisms for easy operation of the heavy plate doors.

Excellence. It comes with every Bilco product.

Specify Bilco. There is no equal...

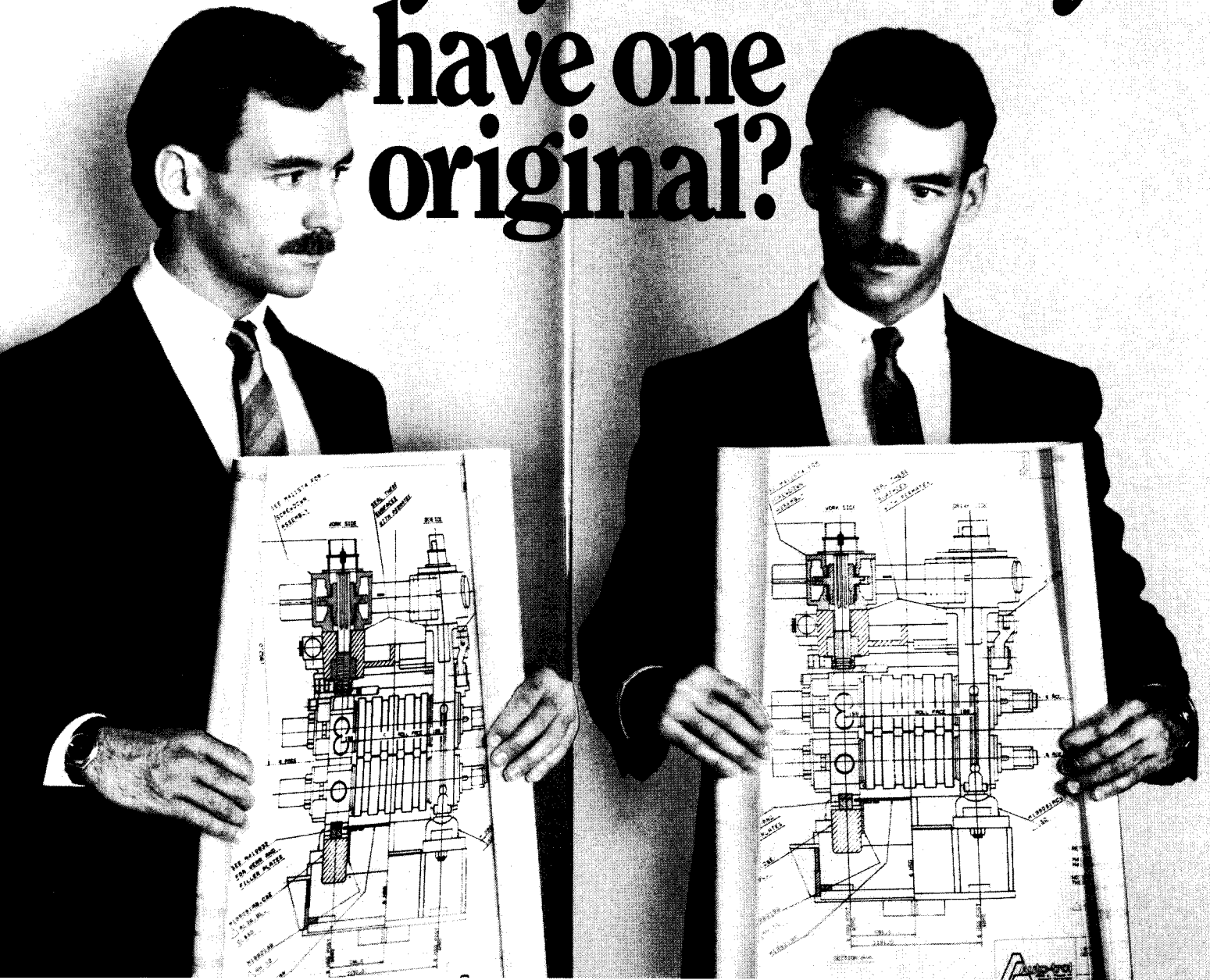
For complete information, details and specifications see Sweet's® General Building, Industrial Construction and Engineering Files, or send for a copy.

Bilco®

DOORS FOR
SPECIAL SERVICES

The Bilco Company,
P.O. Box 1203, New Haven, CT 06505
Circle 77 on inquiry card

Who says you can only have one original?



Clearprint No. 1000H-EE and No. 1020-EE vellum are manufactured specifically for use with engineering-size electrostatic copiers, such as the Xerox® 2080,™ Shacoh® 36 Screen, and the Shacoh 920.

So you can have as many second "originals" as you'd like.

Each one will be permanent, transparent and reproducible. And give you the same unexcelled drafting, erasing, and handling characteristics as your original "original" on regular Clearprint vellum.

Like our regular vellum,


Clearprint EE stock is manufactured of 100 percent new cotton fiber. Treated with the same proprietary process we perfected more than 50 years ago.

It doesn't crack. Or discolor with age.

And it's available in both rolls and sheets, in both 16- and 20-pound weights.

You can try our regular drafting vellum by returning

the coupon below. We will send you a free kit containing all the tools you need to prove why it's the industry standard.



Please send me my free kit.

Mail to: Clearprint Paper Co.
P.O. Box 8703
Emeryville, CA 94662.
AR/P/116

Name _____ Phone _____

Title _____

Company _____

Address _____

City _____ State _____ Zip _____

CLEARPRINT®
Making paper work

Circle 78 on inquiry card

What made manual AEC drawing obsolete in Japan?

Hitachi HICAD GM-1000™ micro-CADD software.

Now, for \$1,950, you can use the design tool that's #1 in Japan.

In Japan, efficient space utilization is a well-honed science. It has to be. That's why Hitachi dedicated a division with more than 3,000 software engineers to streamlining AEC design and drafting tasks. The result is the HICAD GM-1000 software package—a dramatic improvement in drawing productivity.

The HICAD GM-1000 software package brings full-function CAD system capability to your desk top, turning your IBM PC®, XT®, AT® or compatible into a CAD workstation that supports GKS graphic standards. You can have large system performance and interface with a single keystroke.

HICAD GM-1000 gives you the features you need the way you need

them—easy to learn and use. HICAD GM-1000 provides prompts, error messages, and a help button to guide you.

Walls, windows, doors, floors, details, and site plans can be drawn free hand or automatically constructed, then combined, moved, copied, rotated, or scaled to create complex layouts. All entities are stored in a mathematical database that allows high-speed dynamic pan and zoom without interrupting another function.

User definable features include menus, keyboards, mouse, line styles, batches, and advanced macros. Dimensioning, leader lines, balloons, and fail-safe ten-command storage are automatic. Drawings may be separated into as

many as 255 layers and displayed independently or grouped.

HICAD GM-1000 is a package that will make manual drawing obsolete for you, too. Our video demo will show you why. Send for it today.

IBM PC, XT, and AT are registered trademarks of International Business Machines Corporation.

Hitachi America, Ltd.

Computer Division

950 Elm Avenue, San Bruno, CA 94066

Telephone: 1-800/842-9000 ext. 6672

In Canada: 1-800/843-9090 ext. 6672

Circle 79 on inquiry card



HITACHI



Image courtesy of Ragan Design Group

Finally, a multi-plan ceiling you and your acoustical consultant will love.



When your floor plan calls for mixing private and open office spaces, acoustical specialists usually call for you to specify two different ceilings.


But now, there's an alternative.

CapCore Multi-Plan™. The first dual-purpose acoustical ceiling.

The performance of two ceilings. The convenience of one.

CapCore is really two ceilings in one. Its unique, sandwiched construction combines high-density glass fiber, to absorb sound in open areas, plus perforated mineral board, to block sound transmission from enclosed spaces.

All of which means you can specify CapCore Multi-Plan throughout any office. And enjoy the



convenience, visual continuity, and cost savings of specifying one ceiling, without sacrificing a single decibel.

A look you'll love.

CapCore Multi-Plan ceiling panels look as good as they sound. The woven fabric finish comes in 85% light-reflectant white, or a variety of designer colors. There's a choice of edge detail, too. In addition to the standard square edge, CapCore is available with a flush reveal edge for a refined, monolithic look. Or choose CapCore bold reveal for a more dramatic look.

Ask your acoustical consultant about CapCore Multi-Plan today. Or, contact Capaul for more information and a free sample. Either way, you'll find CapCore Multi-Plan is the one acoustical ceiling you and your consultant will both love.

For more information, write: Capaul Corporation, 1300 Division Street, Plainfield, IL 60544. Or call toll free number: 1-800-421-8368 [In Illinois, (815) 436-8503].

Circle 80 on inquiry card

 **Capaul**
Architectural Acoustics.





There's little evidence this courthouse has been renovated. And custom Pella Windows are sworn to secrecy.

A passion for authenticity in restoration and renovation sometimes goes unnoticed. And nothing could make the architects of this municipal building renovation happier. They gleefully recall a local resident's comment: "I looked at the building and I don't see that you did anything. Why did they pay you to do nothing?"

Nothing, indeed. The historic 1914 Municipal Building in Sewickley, Pennsylvania, has been restored inside and out. Council chambers have been renovated, administrative offices expanded, a conference room added along with an elevator tower and a wing for fire department apparatus. The intent was to restore the existing building and have all additions match the original in kind, in both materials and design. It shows, or doesn't show, in everything from the original brass hardware to the red common brick of the new additions to the custom Pella Windows.

Custom Pella sizes and colors.

Custom Pella Windows were a vital part of the project. No other wood window manufacturer could provide the custom sizes and custom clad color the project required, with the quality the architects demanded.

Drafty, white double-hungs and base-ment windows were replaced with custom Pella Clad Double-Hung and Awning Windows. The architects "didn't want to look at the building and see a window and a window and a window" but rather intended the whole of the exterior to work together for a monolithic look. So Pella Clad Windows were specified in a custom tan enamel finish that matches the cleaned Cleveland limestone of the building's foundation.

Only Pella offers custom colors in aluminum cladding, adding just a week to normal delivery time. The baked enamel finish resists fading, chemical attack, chalking, chipping, peeling and cracking so the windows need no painting.

Inside, the natural wood beauty of Pella Windows complements the original oak woodwork, doors and molding which were carefully preserved.

The Pella Clad subframe system neatly covers the exterior of the old wood frame and allows for installation from indoors. Since no scaffolding or cranes were needed, the Sewickley Council of Garden Clubs could do the landscaping unimpeded.

Lower heating and cooling costs.

Some things, like the charming hose-drying tower, are used today as they were in horse-and-firewagon days, but many things needed a drastic update. The building's energy efficiency, for instance. Pella's Double Glazing Panel System was specified for all Pella Windows, giving nearly an inch of insulating air between panes. The perfect space for the removable wood muntins, safe from dust and damage.

Another of Pella's seven glazing and shading options, Type E Slimshade® blinds can be specified or retrofitted between the panes of the Double Glazing Panel System, where they help give Pella Windows a low U value of .23, actually outperforming triple glazing.

As for maintenance economies, Pella Double-Hung, Awning and Casement Windows pivot or rotate toward the center of the frame for easy cleaning from indoors.

Your Pella distributor can tell you more about it. For information, look for Pella in the Yellow Pages under "Windows." Call Sweet's BUYLINE or see Sweet's General Building File. Or send this coupon.

Please send me the latest literature on Pella for replacement and new construction.

Name _____

Firm _____

Address _____

City _____

State _____ Zip _____

Telephone _____

This coupon answered in 24 hours.

Mail to: Pella Windows and Doors, Commercial Division, Dept. T31K6, 100 Main Street, Pella, IA 50219. Also available throughout Canada.
© 1986 Rolscreen Co.

Circle 81 on inquiry card

Pella. The significant difference in windows.

Sewickley Municipal Building
Sewickley, Pennsylvania

Architects

Robert D. Graham, Sewickley, Pennsylvania

J. Ronald Reynolds, Coraopolis, Pennsylvania

Contractor

Coco Brothers, Inc.

Allison Park, Pennsylvania



**Code
Approved**



Architects list safety as a primary consideration in overhead glazing design. That is why laminated safety glass was specified in atrium of the Philadelphia Stock Exchange. In the event of breakage, laminated glass tends to remain

in its frame, reducing the risk of injury from broken glass. Its use in skylights is approved by the Model Building Codes. For overhead safety, specify code approved laminated safety glass.




Making Glass that WORKS for You

**LAMINATORS SAFETY
GLASS ASSOCIATION**

3310 Harrison, Topeka, KS 66611 • 913-266-7014

Circle 82 on inquiry card

avoid **smudges and nicks**



Switch to

Spiro S liner™ parallel ruling cutting straightedge

WITH STANDARD FEATURES FOUND IN NO OTHER STRAIGHTEDGE — ONE MODEL DOES IT ALL!

ELIMINATES SMUDGING: Elevated slightly above the drawing surface, SPIROLINER glides on wheels at *each end* of the blade. No rollers in bottom to smudge drawing.

NICK-PROOF CUTTING EDGE: The hardened anodized aluminum SPIROLINER blade provides "nick-proof" cutting edges when ruling edge is removed.

TRANSPARENT ACRYLIC RULING EDGE: is removable and replaceable.

DUAL BRAKE/LOCK SYSTEMS: Standard on all SPIROLINERS provide friction braking and dead locking simultaneously.

TOP MOUNTS TO ANY DRAWING TABLE: Versatility, elegance and competitive pricing makes SPIROLINER the first choice of architects, engineers, and graphic designers.

CALL 800-342-2063
Massachusetts 413-499-4209

Spiro S liner International
326 Springside Ave., Pittsfield, MA 01201

Circle 83 on inquiry card

MARAZZI'S "NOBEL™" CERAMIC TILE

Classical Inspiration For Today's Living & Working Environments



"Nobel™", with its five sizes ranging from 8"x 8" to 24"x 24" and its nine unique granite colors, allows specifiers total design flexibility for those residential and commercial installations where elegance and function are required. Produced by Marazzi's patented manufacturing process, "Nobel™" offers a durable glazed finish, easily maintained for a timeless appeal. For more information, contact American Marazzi Tile's Marketing Department at (214) 226-0110.



AMERICAN

MARAZZI TILE

55 Clay & Scyene Roads
Sunnyvale (Dallas), Texas 75182
(214) 226-0110

*An affiliate of Marazzi Ceramiche Group Italy
(Formerly Marazzi USA, Inc.)*

Circle 84 on inquiry card

COMPAQ® creates the with a business



The new COMPAQ DESKPRO 386™ is the first *complete* high-performance PC CAD/CAE solution that single-handedly runs all the popular engineering *and* business software. It offers versatility without compromise. Each and every component far surpasses the limits of previous "advanced technology" PCs. From its superior microprocessor to its exceptional memory capacity to its greater storage to its monitor all the way to its faster disk drives, it is the most advanced personal computer in the world.

The first PC to offer a true minicomputer level of performance. It runs thousands of engineering and business programs 2-3 times faster than ever before possible.

The most advanced person

COMPAQ® is a registered trademark; COMPAQ DESKPRO 386™ is a trademark of COMPAQ Computer Corporation. Intel® is a registered trademark of Intel Corporation. Lotus® and Lotus 1-2-3® are registered trademarks of Lotus Corporation. Microsoft® is a registered trademark of Microsoft Corporation. AutoCAD™ is a trademark of AUTODESK, Inc. UNIX® is a trademark of AT&T.

First engineering PC background.

Minicomputer performance on your desktop

The COMPAQ DESKPRO 386 delivers minicomputer-level performance. Running at an impressive 16 MHz, its 80386 technology and advanced 32-bit architecture run engineering software like AutoCAD™ and CADVANCE™ and business programs like Lotus 1-2-3,* 2-3 times faster than any other advanced technology PC. Plus it welcomes boards for communicating with mainframes as well as industry-standard graphics display boards and peripherals, all crucial to your design. You can also add the 8-MHz Intel® 80287 coprocessor to speed graphics- and floating-point-intensive applications.

More memory to draw on

Every single component in the COMPAQ DESKPRO 386 has been optimized to take advantage of its increased speed and power. You can get up to 10 Megabytes of 32-bit high-performance RAM on the system board, 14 Megabytes overall, without waiting for new versions of DOS to use it.

640K

Shatter the 640K memory barrier with the built-in COMPAQ Expanded Memory Manager.

The COMPAQ Expanded Memory Manager comes built in. It provides Lotus®/Intel®/Microsoft® Expanded Memory Specification and VDisk support, letting you use up to 8 Megabytes of 32-bit RAM, which makes complex software run much faster than ever before.

More to work with

The COMPAQ DESKPRO 386 sports the fastest 40-, 70- and 130-Megabyte internal fixed disk drives in the industry so you can access data two times faster than other advanced-technology PCs.

Watch the performance on the new COMPAQ Color Monitor for enhanced text and graphics resolution. Displaying 16 colors at once from a palette of 64, it comes with the COMPAQ Enhanced Color Graphics Board.

Exceptional speed, enhanced graphics and the ability to run today's UNIX*-based CAD/CAE software along with thousands of industry-standard business programs, make a versatile, cost-effective alternative to expensive dedicated work-

stations. Plus, the new COMPAQ DESKPRO 386 comes with a one-year warranty.

Use a lightpen for convenience with the built-in interface on the COMPAQ Enhanced Color Graphics Board.

History in the making from a company that knows how

Long after others copy its microprocessor, the new COMPAQ DESKPRO 386 will still be the world's most advanced personal computer because it incorporates dozens of separate enhancements.

It's no wonder COMPAQ Personal Computers have the highest user satisfaction rating in the industry. And no wonder we made the FORTUNE 500 faster than any other company in history. For the Authorized Dealer nearest you, or to obtain a brochure, call 1-800-231-0900 (in Canada, call 416-449-8741) and ask for operator 25.

You can use any industry-standard mouse to speed CAD/CAE work.


It simply works better.

Computer in the world

COMPAQ
DESKPRO 386™



CERAMIC STATEMENTS



Interior floor statements. Innovative use of Quantum ceramic tile to achieve enduring color, pattern and wear resistance.

Quantum's unglazed surface features through-body color including both neutral and accent tones. Sizes available are 4 x 4, 4 x 8, 6 x 6, and 8 x 8. Colorful, lightweight, modular and stain-resistant statements for your next ceramic flooring design.



Shown: *Montclair Plaza; Montclair, CA*
Architect: *The Jerde Partnership*
Developer: *The Howmart Corp.*

BUCHTAL 

105 Hembree Park Dr./Suite H/Roswell, GA 30076/(404) 442-5500
20625 Valley Blvd./Suite B/Walnut, CA 91789/(714) 598-2288

Circle 85 on inquiry card

In the turbulent sea of today's professional liability insurance market, one company still represents the old school.

When the water was calm, it seemed there were a lot of fish in the professional liability sea. Some even seemed a little out of their league. But when the market got rough, many of them ended up out of the water.

Schinnerer was able to stay in the swim because of an unwavering commitment to time proven underwriting practices. Underwriting that allows for creative solutions without jeopardizing stability.

Call your agent or broker.

Victor O.

Schinnerer

& Company, Inc.


The Bright Spot in the Insurance Industry.

Underwriting Managers

Specializing in Professional Liability Programs for 30 years.

Washington D.C. • (202) 885-9500 New York • (212) 344-
Chicago • (312) 565-2424 San Francisco • (415) 495-
Circle 86 on inquiry card

Gordon Russell Limited of Great Britain are proud to have been associated with the Architect and Designer, Warren Platner, in making special furniture for the offices of Porter, Wright, Morris and Arthur.



Gordon Russell specialises in the production of standard and custom-made furniture of the very highest quality and are represented exclusively in the United States by The Buckstaff Company.

GORDON RUSSELL



buckstaff®


craftsmen of contract furniture since 1850

Headquarters
1127 S. Main St.
Oshkosh, WI 54901
(414) 235-5890

Merchandise Mart
Suite 10-134
Chicago, IL 60654
(312) 944-6958

Buckstaff Showroom
1181 Empire Central
Dallas, TX 75247
(214) 637-2244

Circle 87 on inquiry card



PERFORATED METAL?

WE'VE GOT IT ALL!
ALL METALS • ALL STYLES
STOCK SIZE SHEETS • CUT-TO-SIZE

McNichols Company . . . a "Hole" Steel Service Center. We specialize in all types and alloys of perforated metal — stocking many other styles not shown here. Each service center is equipped with full sawing and shearing capabilities. Take advantage of our one-stop shopping. We have all the Holes you need. Stock items are shipped in 24 hours! Shop for Holes today. Call or write for our free catalog.

CLEVELAND • CHICAGO • DALLAS • ATLANTA • TAMPA



McNICHOLS CO.

5501 Gray Street / Tampa, Florida 33609
813 / 876-4100 Telex: 52706

TOLL FREE:

1-800-237-3820 (In Fla.) 1-800-282-6600



Circle 88 on inquiry card


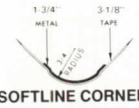

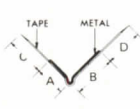
Beadex wants to keep you from cracking up . . .

So Beadex is offering their tape-on trim!

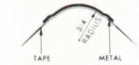
Beadex Tape-On Corners are free floating. Unlike Nail-On Corners, Tape-On Corners will not crack along the outer edges if stud movement or shrinkage should occur.

- Ease of application
- No nail pops
- Shallower bead means less shrinkage
- More rust resistant
- Better surface for joint compound adhesion
- Paint adheres better to bead portion than to bare steel
- Available in 90 degree and 3/4" radius corners

DETAIL



SOFTLINE CORNER



SOFTLINE COVE

STYLE	DIMENSIONS				DESCRIPTION
	A	B	C	D	
B-1	15/32"	23/32"	5/8"	5/8"	BEADEX OUTER CORNER Concealed Metal.
B-1W	19/32"	27/32"	13/16"	13/16"	Galvanized metal corner bead laminated to exposed paper tape offers an excellent bond for joint cement and paint. For use on any thickness of wallboard.
B-1XW	23/32"	31/32"	11/16"	11/16"	

BEADEX SOFTLINE

Softline corner and cove products help create the appealing rounded inner and outer corners favored by many designers. Paper tape laminated to galvanized metal assures excellent adhesion. The 3/4" radius adapts well to either 1/2" or 5/8" drywall.

BEADEX MANUFACTURING COMPANY, INC.



833 Houser Way North
Renton, Washington 98055
(206) 228-6600

1325 El Pinal Drive
Stockton, California 95204
(209) 462-6600

Manufactured under U.S. Pat. No's. 2,649,890, 2,593,859
Other patents pending.

Circle 89 on inquiry card

GROWTH THROUGH INNOVATION

Some things are timeless—care and attention make it so. Montgomery Preventive Maintenance—for nearly 100 years, the standard of quality.

Innovative Montgomery service programs produce the industry's best care for your elevator, escalator, power walk and power ramp investment.



montgomery®

ELEVATORS ESCALATORS
POWER WALKS POWER RAMPS

MONTGOMERY INNOVATION—A foundation for your growth.

MONTGOMERY ELEVATOR COMPANY, MOLINE, ILLINOIS 61265 OFFICES IN PRINCIPAL CITIES OF NORTH AMERICA/REPRESENTATIVES WORLDWIDE.

Circle 90 on inquiry card

GLASS TO GRANITE

Cupples' World Wall™ gives you the option—




To choose from glass, stainless steel, aluminum or granite... concealed or exposed flush framing... single or insulated glass... conventional or structural silicone glazing...

To incorporate vertical, horizontal or grid expression... fixed or operable windows... single or multi-color fluoropolymer finishing...

To meet budget and schedule constraints with the economy and fast delivery of a pre-engineered and tested curtain wall system.

Cupples' World Wall gives you the option.




CUPPLES PRODUCTS

DIVISION OF H. H. ROBERTSON COMPANY
2650 South Hanley Road • St. Louis, Missouri 63144 • (314) 781-6729
Telex #: 434393 CUPPLESPRC STL • Cable #: CUPPLESPRC

CHICAGO ■ DALLAS ■ HOUSTON ■ LOS ANGELES ■ NEW YORK ■ SAN FRANCISCO ■ ST. LOUIS ■ WASHINGTON D.C. ■ HONG KONG ■ SINGAPORE
SEATTLE ■ PHILADELPHIA ■ CLEVELAND

Circle 91 on inquiry card

INTRODUCING THE FIRST AMERICAN BUILDING DEDICATED TO AMERICAN BUILDING.



The National Building Museum. A home for all members of the building community. A place to exchange ideas, information, and opinions. A rallying point to celebrate and promote building. A center to enhance public understanding and appreciation of the building arts and sciences.

The National Building Museum's program of exhibitions, films, and publications covers all aspects of the built environment. Its information center supplies the building industry with current and historical technological data. Its documentation center collects both written and visual materials to aid writers, teachers, and researchers.

The home of NBM is the century-old Pension Building in Washington, D.C., an architectural and engineering marvel whose Great Hall is pictured above.

A nonprofit institution, NBM needs your support in order to support you. Join us.

Become a charter member of the National Building Museum

Members are sent BLUEPRINTS, the museum's publication, and receive discounts on special activities. NBM is a nonprofit corporation. Your membership is tax-deductible.

Name _____

Address _____

City _____ State _____ Zip _____

Regular \$15	Sponsor \$50	Patron \$500
Contributor \$25	Benefactor \$100	Student \$5
		Overseas \$22

Make checks payable to:

National Building Museum and send to:

Membership/National Building Museum




Pension Building

Judiciary Square, N.W., Washington, DC 20001



**NATIONAL
BUILDING
MUSEUM**

The Purity of Italian Tile



Specify Italian Tiles

...and exercise all your options. There are more than 20,000 beautiful designs, textures, variations and sizes to match, mix or harmonize with any color scheme.

Italian ceramic tiles.

Embodying unchallenged design superiority and enduring performance, Italian Ceramic Tile continues to be the leading choice of design professionals throughout the world.

Available from over 400 Italian companies for use in contract or residential installations.

Visit the CERSAIE 87 Tile Exhibition 9/29-10/4
Bologna—Italy

For information contact:

The Italian Tile Center, a division of the Italian Trade Commission, 499 Park Avenue, New York, NY 10022 (212) 980-8866

Circle 92 on inquiry card



**Architectural
Engineering
Consultant**
SWEET'S DIVISION

The Sweet's Division of McGraw-Hill Information Systems Company currently has consultant positions available in New York and Chicago.

If you have broad training and experience in the practice of architecture and a thorough knowledge of construction, with emphasis on the selection and specification of products, you could be ideally qualified for a career opportunity with Sweet's.

The successful candidate will organize and coordinate the preparation of catalog content for SWEET's Catalog Files. In addition, you will engage in research of Building Products and prepare presentations. Client contact and some travel required.

An Architectural or Engineering degree with a minimum of 5 years' experience is required. Preference given to candidates with state registration. Highly competitive salary, excellent benefits, and good advancement opportunity.

If you're people oriented and wish to be part of a dynamic marketing team, please respond with resume including salary history to: J.W. Dorsey, McGraw-Hill, Inc. 1221 Avenue of the Americas, New York, NY 10020. Equal Opportunity Employer.

**McGraw-Hill Information Systems
Company**

**CHAIRPERSON
DEPARTMENT OF ARCHITECTURE
IOWA STATE UNIVERSITY**

Iowa State University invites nominations and applications for the position of Chairperson of the Department of Architecture in the College of Design. The Chairperson will be responsible for promoting a creative and scholarly environment in cooperation with a FTE faculty of 30; administering a department which includes approximately 700 undergraduates in an accredited five-year Bachelor of Architecture program and 50 graduate students in a professional Master of Architecture program; coordinating programs of instruction, research, and continuing education; and representing the Department in its relationships with allied departments (Art and Design, Community and Regional Planning and Landscape Architecture), College and University administration, the profession and the public.

Candidates should have a professional degree in architecture, preferably the Master of Architecture with registration or a Doctorate in Architecture. A strong background in architectural practice and/or an established record of research and publication also is preferred. Candidates should be able to demonstrate: a commitment to a philosophy of education which promotes excellence in teaching, research and service; strong communication and interpersonal skills; success as a facilitator; administrative experience and capabilities; an interest in outreach programs; and a commitment to a democratic, participatory mode of operation.

Salary will be highly competitive commensurate with qualifications and experience. The appointment is open July 1, 1987, although a later starting date is negotiable.

Deadline for applications is January 2, 1987. Submit a letter of application, current resume and names, addresses and telephone numbers of five references to:

**Evan R. Firestone, Chair
Architecture Chairperson Search Committee
Office of the Dean, College of Design
Iowa State University
Ames, IA 50011**

Iowa State University is an Equal Opportunity - Affirmative Action Employer

POSITIONS VACANT

Architect with background in interiors; free standing buildings; and residences; traditional and modern. Licensed. Opportunity to become partner. Moderate size firm working in various areas of U.S. Offices in Northeastern Ohio and NYC. Send resume in confidence to Hunker Assoc., Box 178, Peninsula, OH 44264.

Airport Architect — Nationally recognized A/E firm with a long history in airport planning and design has an unusually fine opportunity for a RA with 10 years experience in airport terminal planning and design. Contact John Rice (816) 333-4375, Burns & McDonnell, P.O. Box 419173, Kansas City, MO 64141.

Professional Help — Architects: Graduates with minimum 3 yrs. experience. Great opportunity for growth and advancement. Super benefits and salary. An ESOP Company. Resume to: William Gray, DiLeonardo International, Inc., 2346 Post Road, Warwick, RI 02886-2242.

NJ Architectural Design Firm seeks Architect with min. 3 years design, planning, contracts and client development experience. Registration preferred. Send resume and salary history to: Dana Lebro, Princeton Career Services, Inc., 3 Independence Way, Princeton, NJ 08540. (609) 734-9009.

Architect/Project Manager — Looking for Registered Architect with at least 6 years experience. Must have strong Project Management and Design skills, preferably with experience in design of Educational and Commercial facilities. Previous client contact experience an asset. Good opportunity for advancement in this growing firm. Please provide portfolio and references. For interview Call: (614) 267-0027, 8-5 Weekdays. S E M Partners, Inc., Columbus, Ohio.

A/E EXECUTIVES

We have been retained by a premier Midwest architectural engineering firm to provide suitable candidates for two top level executive positions.

The candidates must be degreed and registered Architects or Engineers who have had several years of experience in managing major design projects. In addition to directing the activities of project managers, the selected candidates will be key players in marketing and sales efforts. Experience in medical facilities, laboratories and office buildings is preferred. Leaders who recognize that it is the group that will get the job done and who can develop the necessary team cooperation, interest and enthusiasm are most welcome to apply. Very attractive compensation packages are being offered.

Please send resumes in confidence to: P.O. Box 1444, Troy, MI 48099

**Rauss, Rauss and Associates, P.C.
Human Resources Consultants
3603 N. Woodward Ave.
Royal Oak, MI 48072**

Our Client is An Equal Opportunity Employer

SPECIAL SERVICES

Cost Estimating, Quantity Surveys, Computer Applications, Corp, DOD, GSA, VA. Construction Cost Systems, Chicago, (312) 858-5441; Tampa — (813) 887-5600.

BUSINESS OPPORTUNITIES

New York City Design Office Available — Award winning Commercial Interior Design Firm wishes to merge, be acquired, and or available to represent out of town Design/Architecture firms. Complete 2,000 sq. ft. office with all equipment and staffing in prestigious address is available. Ideal situation for out of town group to be immediately represented by an established operation. FWA Associates, Inc., 256 Fifth Avenue, NY, NY 10001, Attn: F. Williams, (212) 725-1007.

FACULTY POSITIONS AVAILABLE

**UNIVERSITY OF KENTUCKY
DEAN COLLEGE OF ARCHITECTURE
Beginning 1987**

Faculty of approximately 25 faculty and 300 students Opportunities for developing an accredited B. ARCH program, also serving needs of a rapidly growing urban area. Desired qualifications: energetic leadership and program development, academic and administrative experience, registered architect, international stature & recognition. Deadline is December 1, 1986, but may be extended if additional applicants are necessary. Send letter of application, detailed resume, 1 page philosophy statement, 1 page of slides of personal work, and names of 4 professional references to: Stanley D. Brunn, Chair Search Committee, Department of Geography, University of Kentucky, 1457 Patterson Office Tower, Lexington, KY 40506-0027. Equal Opportunity Employer.

COMPUTER SOFTWARE

PC-DOE

Mainframe computer power for your technical or engineering staff on your office PC — and at PC prices. The recently introduced PC-DOE software is a full-featured PC version of the DOE-2 mainframe computer program developed by the U.S. Dept. of Energy, but with user-oriented features and graphics added. A powerful building facilities analysis package for only \$895. A breakthrough in cost performance for computer software. State-of-the-art, hour-by-hour design analysis features:

- Energy Use and Costs
- Daylighting Analysis
- Attached/External Shading Features
- Variable Building Site Orientation
- Scheduled Use of Facilities
- Passive Solar Energy Systems
- Active Solar Energy Systems
- Daily/Monthly/Annual Simulations
- HVAC Equipment Sizing
- 60+ Printed Reports
- Graphical Reports

For more information and product literature, call or write:

CA SYSTEMS INTERNATIONAL, INC.
143 Union Blvd.
Lakewood, CO 80228
1-800-231-4007 or 303-980-1796

SUPER ACCURATE ESTIMATING WITH THE INDUSTRY'S MOST EXTENSIVE COMPUTER DATA BASE IS NOW AS EASY AS:

1, 2, 3.

1. Your terminal
2. Your phone
3. The Dodge Data Base


- Costs for 25,000 building components
- Precise labor costs/time estimates for 22 trades
- Cost adjustments for 700 zip codes

Now you can do Conceptual Budget Analyses and Preliminary Design Estimates in minutes.

FOR LINK UP BY NEXT WEEK,
CALL TOLL FREE

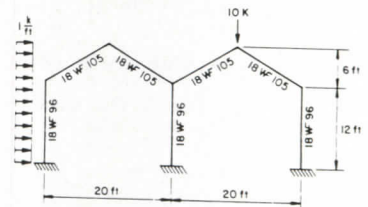
1-800-257-5295

(in N. J. 1-609-426-7300.)

 Cost Information Systems
McGraw-Hill Information Systems Company

STRUCTURAL ANALYSIS SOFTWARE FOR ARCHITECTS

BEAMS AND FRAMES is an interactive computer program that quickly performs structural analysis of continuous beams, selected frames and multi-bay/multi-story frame structures on IBM micro-computers.



* Hardware Requirements: IBM-PC or Compatible with 256K Ram, Floppy Drive, Monitor and Printer.

\$25.00 Trial Offer Available

One Month trial offer applicable toward \$295.00 purchase price.

For More Information On All Our Software
Call or Write

Compu-Tec Engineering
300 Chesterfield Center Suite 205
Chesterfield, MO 63017
(314) 532-4062

GEOCAD


GEOCAD, a low cost drafting system for architects, is gaining wide acceptance among architects and other design professionals. It is based on AutoCad (TM) the most popular CAD program in the world.

The complete GEOCAD Turnkey System based on the NEC APCIII computer, Hitachi digitizer, Houston Instrument plotter, complete with AutoCAD and GEOCAD software, including on-site installation and two days of training is priced at \$12,800

The same system based on the NEC APC IV computer (AT compatible) lists at \$15,000

GEOCAD software package \$ 800
GEOCAD generic menu and custom symbol templates \$ 150

GEOEST estimating module which estimates directly from the drawing and counts all blocks entities and areas and places them in an independent spread sheet lists at \$ 800

for detailed information contact

Rudolph Horowitz
Associates
Architects
P.O.Box 186, Laurel Rd.
Pound Ridge, N.Y. 10576
Tel. 914 764-4072



Now,
a complete
software system
for professionals
with no time
to lose...

Time & Billing

Costing

Payroll and more...

Professional Practice Management™
from TCS Software allows architects and engineers to track time and expenses in order to analyze firm profitability and employee use of time as well as to generate invoices. Invoicing, costing, and payroll use the same time and expense transactions, resulting in an efficient system which requires a minimum of data entry.

PPM is available now already installed on a Maynard OnBoard 10 hard disk card—plenty of space for programs and data.

**TCS Software, Inc. ■ 6100 Hillcroft
■ Houston, TX 77081 ■**

800-231-6454 ■ In Texas, 800-392-6342

Advertise your software for only \$139.00

Per Inch

Ilene Fader 212/512-2984

PROFESSIONAL ACCOUNTING & MANAGEMENT SYSTEM

Fully integrated project management/accounting package; includes Job Cost, Predictive Budgets, Billing, Payroll, Aged A/R, A/P, and G/L. IBM XT/AT compatible—link to Lotus 123 tm.

ACS (805) 962-4962 PO Box 4811 SB CA 93140

Billing and Job Costing using the Apple Macintosh. . . .

Applied Micronetics, Inc
3 Burnt Oak Circle Lafayette, CA 94549
(415) 283-4498

POSITIONS VACANT

Architects — Immediate openings for Experienced Production Architect with B. and minimum of 6 to 8 years experience. Opportunity as Project Architect to participate in all phases of architectural practice. Architectural Draftsperson, 2 year degree and experience required. We offer liberal benefits in a growing multi-disciplined organization. Submit resume to Galson & Galson, P.C., Consulting Engineers, Attention: Jerry Happek, A.I.A., 6601 Kirkville Road, East Syracuse, New York 13057, EEO.

Architect for Consulting Firm — For telephone and telecommunication companies in N.E. Ohio to supervise design of communication towers, commercial structures, and telephonic communication facilities for our Middle East Clients working from Home Office and Office in Saudi Arabia. Arab client — negotiation, consultations and communication; travel 35% of time to Saudi Arabia. Require B.S. in Architecture and 4 yrs. experience as Architect. Must be able to read, write, and speak Arabic and English languages. 40 hr. week. — \$32,000 a yr. Qualified applicants only send resume with this ad to: M. Rush, J.O. #1013020, Ohio Bureau of Employment Services, P.O. Box 1618, Columbus, OH 43216.

Architectural — Exciting new projects for established and growing firm creates the opportunity for a select few. Our varied projects require assertive Draftspeople, Job Captains, Checkers and Project Architects well qualified with the desire to excel and advance quickly. Send your resume to: Nadler Philomena & Associates, 103 South Bedford Road, Mt. Kisco, NY 10549.

FACULTY POSITIONS VACANT

The University of North Carolina at Charlotte, College of Architecture seeks faculty committed to working together to provide a holistic and innovative architectural education and to addressing vital academic and professional issues in the field. Architectural Historian at rank of Asst./Assoc. Professor. Tenure track or visiting position is available in August 1987. Persons should have a Ph.D in Architectural History or nearing its completion. Prior teaching experience is desired. Excellent opportunity for someone interested in working to make the study of history a vital, integral part of an architect's education. Architectural design at rank of Asst./Assoc. Professor. Tenure track position or visiting position to teach: Second, Third or Fourth Year design and, in addition, who has expertise in one or more of the following areas: urban design, interiors, energy-comfort control, man-environment relations, construction technology and computer aided design. Prefer persons with teaching and practice experience. Masters in Architecture or equivalent is required. Positions available January 15 or August 15, 1987. Salary rank commensurate with qualifications. Forward letter describing approach to teaching and design with vitae to: Dean Charles C. Hight, College of Architecture, UNC-Charlotte, N.C. 28223. Affirmative Action/Equal Opportunity Employer. Deadline for receipt of applications is December 10, 1986.

POSITIONS WANTED

AIA, CSI, NCARB Architect, 43. Strong Project Management background and technical skills. Excellent graphic and verbal communicator. Seeking top management position with quality firm. Presently employed in Southeast. Reply to: PW-3208, Architectural Record.

**CALL IN
YOUR
CLASSIFIED ADS
212/512-2556**

Letters continued from page 4
feet to the main exhibit floor.

The issue of transportation has often been misunderstood and misstated, and your article reiterated old assumptions without presenting the actual facts. First and foremost, it must be understood that the Jacob K. Javits Convention Center is located in Manhattan, where dependency on private automobiles for visitors, common in other American cities, is not the norm. Even if one were to ignore the Environmental Impact Report for the project, which indicated that a public parking garage here could not pass federal clean air regulations, it is good practical sense in Manhattan to make use of one of the most highly developed public transportation systems in the country. The project is currently served by two (not one) crosstown bus lines, the 8th Avenue subway (a few blocks away), taxis, and convention-oriented shuttle buses from the major hotels. Since the majority of the Center's bookings are trade shows rather than public shows, most visitors travel to the Center in shuttle buses or taxis from their hotels. After six months of actual operation, the traffic problems predicted by many people have simply not developed.

Lastly, I find the closing statement of your article vexing and inappropriate. It appears to be a quote by me (one that I did not and indeed would not make) that trivializes an extremely serious problem—namely, the crisis of credibility that ambitious public architecture finds itself in today. I would have applauded a serious discussion of this issue, including the political, financial, legal, construction, and bureaucratic constraints on significant architectural initiatives in the public realm.

Inasmuch as ARCHITECTURAL RECORD is a critical publication, the conclusion of whether the building succeeds or not as architecture is certainly yours to make, but accuracy and care should inform the facts by which such a conclusion is illuminated.

*James Ingo Freed
I. M. Pei & Partners
New York City*

*As confirmed by Allen Y. Lew,
Executive Vice President/Chief
Operating Officer of the Jacob K.
Javits Convention Center
Operating Corporation, the cost
overruns due to delays in
construction totaled \$69 million.
This figure reflects the
replacement of the nodes, the
space-frame structure (including
labor), in addition to
administrative costs, legal fees,
and insurance costs of the total
project. \$3.6 million represents the
actual cost of the Japanese-
manufactured nodes and
replacement of previously existing
components.—Ed.*

1	Exxon
2	General Motors
3	Mobil
4	Ford Motor
5	IBM
6	Texaco
7	E.I. du Pont
8	Standard Oil (Ind.)
9	Standard Oil of Cal.
10	General Electric
11	Gulf Oil
12	Atlantic Richfield
13	Shell Oil
14	Occidental Petroleum
15	U.S. Steel
16	Phillips Petroleum
17	Sun

**27
million
Americans
can't read.
And guess
who pays
the price.**

Every year, functional illiteracy costs American business billions.


But your company can fight back...by joining your local community's fight against illiteracy. Call the Coalition for Literacy at toll-free **1-800-228-8813** and find out how.

You may find it's the greatest cost-saving measure your company has ever taken.

**A literate
America is a
good investment.**

Ad Council  **Coalition for Literacy**

Tandy® brings it all together



ViaNet™

Today's most flexible local area network for Tandy, IBM® PC and PC-compatible computers.

The people in your office should all be working together toward common goals, right? But if their computers aren't working together, how can they? Our new ViaNet local area network (LAN) lets you connect your MS-DOS® computers together. It's the "whole is greater than the sum of the parts" idea which is the synergy of ViaNet.

Sure, you can still use your PC as a stand-alone system. But since it's linked with the other PCs in your office, applications and accessories can be shared. So you can get the

information you want*, when you want it, without walking around and swapping diskettes.

Installation and operation are extremely simple, and operators must learn only a few new commands. And the cost? Putting ViaNet to work in a small network can cost less than a single workstation.

We could say more, but we'd rather show you the benefits of ViaNet. So get your department heads together and stop by a Radio Shack Computer Center for a demonstration. Come in today!

Available at over 1200 Radio Shack Computer Centers and at participating Radio Shack stores and dealers.

Radio Shack®
COMPUTER CENTERS

A DIVISION OF TANDY CORPORATION

Send me a ViaNet brochure.


Radio Shack, Dept. 87-A-1024
300 One Tandy Center, Fort Worth, Texas 76102

Name _____
Address _____
City _____
State _____ ZIP _____

*Confidential files are kept secure with passwords. ViaNet/TM VIANETIX. IBM/Registered TM International Business Machines Corp. MS-DOS/Registered TM Microsoft Corp.

Circle 93 on inquiry card

When Other Roofs Fail It's Time For Overly



The original roof began leaking right after its installation on the Special Events Center at the University of Utah, Salt Lake City.

Fiberglass insulation, a membrane and a top coating were applied over the asphalt shingles, trapping moisture in the wood deck. Dry rot began working.

Seven years later the combination of intense winter sunlight melting heavy snow on just parts of the roof had torn apart the coating, both vertically and horizontally.

The Overly metal batten roofing system is custom designed and engineered to withstand such rigors. It flexes with the building. We know the system works (we put the roof on the Mormon Tabernacle in 1949) and that's why we routinely offer a 30-year, leak-free limited warranty.

"The new Overly roof looks magnificent and I think we've solved our watertight integrity problem for good," according to project architect Walter Scott, AIA, of Scott-Louie and Browning, Salt Lake City.

Overly makes the system in aluminum, copper or stainless steel for almost any roof design, retrofit or new.

Write for a copy of our new catalog, monograph and guide specification. They'll tell you the rest of the story.

overly
MANUFACTURING CO.
GREENSBURG, PA. 15601

East
P.O. Box 70
Greensburg, PA 15601
(412) 834-7300
TWX 510-468-0539

West
P.O. Box 947
Fallbrook, CA 92028
(619) 723-1105

Circle 94 on inquiry card

DURABLE SIGNS DECALS

Consistent Graphics and Colors

MODULITE® panels come in any size, in three styles, opaque, translucent or combination, can be framed or installed unframed.



Emergency Entrance
Emergencia A Entrada



Flexible MODUCAL® decals with magnetic or adhesive backing can be used on flat or curved surfaces.

MODULITE® • MODULENS® • MODUCAL®

Glass Embedments

Graphics can be your one source. Proprietary process ensures consistent graphics. Signs and decals are so durable they're **guaranteed for 10 years!** Call 1-800-782-3600 for more information or to schedule a representative call for an appointment.



Pannier Graphics
A Division of The Pannier Corporation
John Fitch Industrial Park
Warminster, PA 18974

Circle 95 on inquiry card

Freedom to get up and down stairways.



Liberty
Wheelchair Lift

The Cheney Liberty™ Wheelchair Lifts enable individuals to ride safely from floor to floor both indoors and out. The Lifts are so versatile they can even go across straight intermediate landings.

- Optional top or bottom overruns
- 500 pound load rating

The Cheney Handi-Lift® Vertical Wheelchair Lift provides safe stairway access and its attractive design complements any surroundings.

- Lifting range of 4 to 12 feet
- Indoor and outdoor applications
- 500 pound load rating



Handi-Lift

Where a restrictive access is required, you'll find the Handi-Enclosure™ unsurpassed for safety, good looks, and ease of installation. To find out more about the freedom Cheney Lifts can provide in public buildings or private residences, write Darlene Lewis or call toll free 1-800-782-1222.

Helping people help themselves.

The CHENEY Company

P.O. Box 188, Dept. AR New Berlin, WI 53151
1-800-782-1222 (414) 782-1100

Circle 96 on inquiry card

STORAGE PLANNING

SEND FOR YOUR
FREE LIBRARY OF
STORAGE PLANNING
BROCHURES FROM
SPACESAVER

IDEAS

Ask Yourself.

Should I know more about high-density mobile storage?
What part can it play in current and future projects?
How will my clients benefit by specifying high-density storage systems?
The answers are in this free library of comprehensive, fully-detailed planning brochures, written for the Architect...and yours for the asking.

In addition to receiving my Storage Planning Library, I want to review your complete Designer's File.


Name _____
Firm _____
Address _____
City _____ State _____ Zip _____
Telephone _____

Spacesaver™
When performance counts.


Spacesaver Corporation
1450 Janesville Ave.
Ft. Atkinson, WI 53538
Spacesaver Mobile
Storage Systems
Corporation
7027 Fir Tree Drive
Mississauga, Ontario
Canada L5S1J7
Tel: (416) 671-0391
AR BCEPD



Circle 97 on inquiry card




PROBLEM...bulging and sagging tiles are the sad result of inferior tile-setting mortar.



SOLUTION...wall tiles set with thoroughly tested sag-resistant mortar developed in the laboratories of the Tile Council of America Inc.


Have confidence in your tile installation

Tile Council's triangular seal is your assurance of tile-setting products that meet the highest standards of quality. Look for this hallmark if you insist on excellence. For more information on this program, write to Tile Council of America Inc., P.O. Box 326, Princeton, N.J. 08542.



Tile Council of America Inc.
QUALITY LICENSED PRODUCTS

Circle 98 on inquiry card



Now You Can Fully Protect a Single Ply Membrane with an Attractive, Non-combustible Surface.

At only 11.5 psf, the ROOFBLOK Ballast System provides the most complete membrane protection possible against puncture, cutting, scouring, ultra-violet rays and wind uplift. The ROOFBLOK System is the result of 4 years of research and extensive testing.

ROOFBLOK
BALLAST SYSTEM

•ICBO Research Report #4149
•Sweet's 1986: 7.1x / Roo



SEND FOR FREE DESIGN CRITERIA & SPECIFICATIONS MANUAL Use Reader Service Card, write or call: **ROOFBLOK Limited**, P.O. Box 2624, Fitchburg, MA 01420 (617) 582-9426

Circle 108 on inquiry card

Wanted to Buy American Architectural Drawings

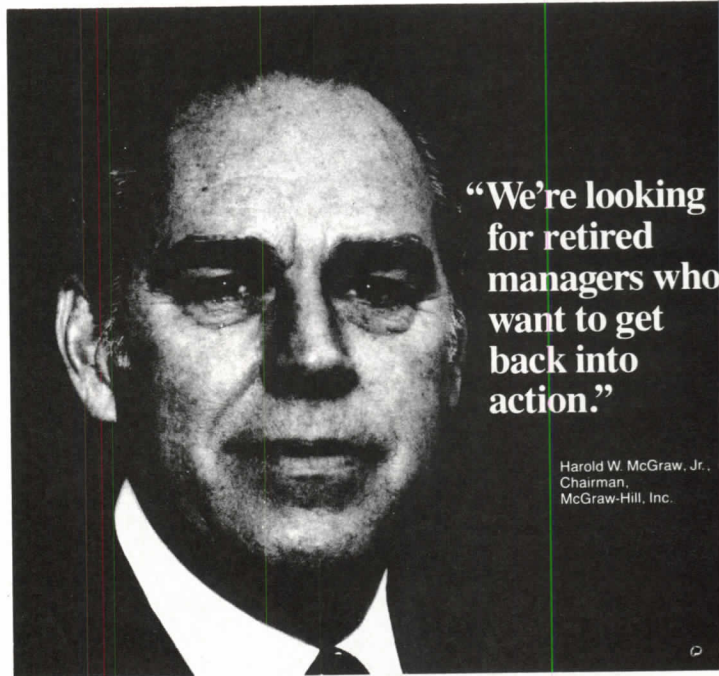
especially from the period 1875-1940

Please contact
Robert Schonfeld, Senior Vice President

Hirsch & Adler
GALLERIES INC.

21 East 70th Street, New York 10021 • (212) 535-8810

Circle 99 on inquiry card



"We're looking for retired managers who want to get back into action."

Harold W. McGraw, Jr.,
Chairman,
McGraw-Hill, Inc.

I'm a volunteer supporter of the International Executive Service Corps, a not-for-profit organization with a vital mission:

We send retired U.S. managers overseas to help businesses in developing countries, which often respond by increasing their imports of U.S. goods. In fact, developing countries consume about 40 percent of U.S. exports.

As an IESC volunteer, you would not get a salary. But you would get expenses for you and your spouse, plus a world of personal satisfaction.

IESC leads the field in this kind of work. We've done over 9,000 projects in 81 countries. You could have a project that's just right for you.

For more information, send this coupon to Harold W. McGraw, Jr., Chairman, McGraw-Hill, Inc., P.O. Box 10005, Stamford, CT 06904-2005.

Dear Mr. McGraw: Tell me more about becoming an IESC volunteer. I am a recently retired manager or technician—or am about to retire—from a U.S. company. I'm free to accept an overseas assignment. I understand that volunteers receive expenses for themselves and their spouses, but no salary.

Name _____
Address _____
City _____ State _____ Zip _____

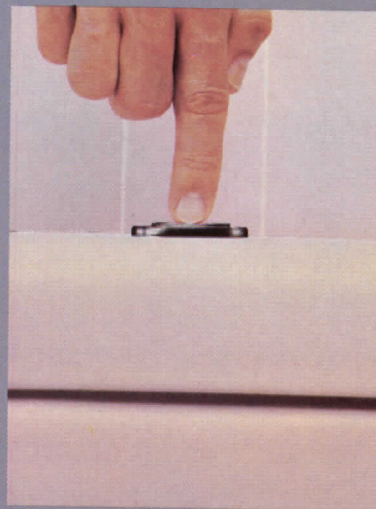


International Executive Service Corps

It's not just doing good. It's doing good business.



**DESIGNS
THAT
FLUSH
OUT
THE
COMPETITION.**



Villeroy & Boch believes that beautiful buildings deserve beautiful bathrooms. Our exquisite designs and European craftsmanship make our plumbing fixtures the perfect choice.

When it comes to specifying your next job, go beyond the standard with Villeroy & Boch. A source of supply for over 200 years.

Water Closet: Colani II
Wall Tile: Colorflex Series
Floor Tile: Piccolo Series

Villeroy & Boch[®]
A Tradition of Untraditional Design.

For information on our ceramic tiles and plumbing fixtures, write Villeroy & Boch, I-80 at New Maple Ave., Pine Brook, NJ 07058.

Circle 100 on inquiry card

SINCE IT WAS ANDERSEN WHO MADE THE FIRST WINDOW, IT SEEMS ONLY RIGHT


America's best window has been made better. And that's good news for an architect.

Now we have a special glazing called Andersen® High-Performance insulating glass. It proves itself 24 hours a day, 365 days a year. In all seasons. In all climates. On all sides of a building.

WE TOOK A COLD, HARD LOOK AT HEAT LOSS AND HEAT GAIN.

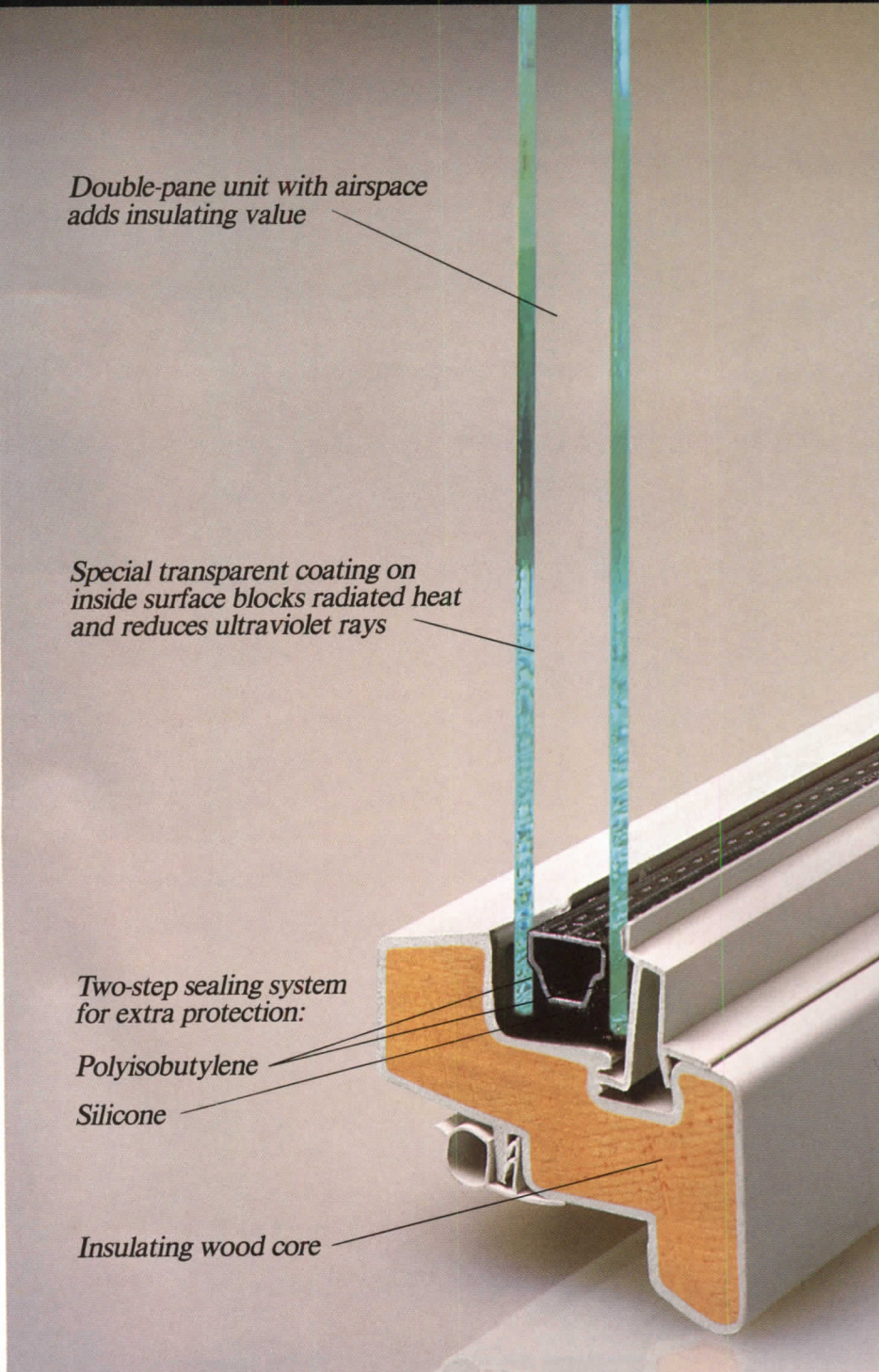
In the past, our double-pane window dealt superbly with two causes of a building's losing heat in winter and gaining heat in summer—convection (by preventing leaks with a snug-fitting design) and conduction (by using superior insulating materials).

But our High-Performance



insulating glass is effective against a third cause, thermal radiation, which is heat radiating in waves. If you've ever noticed the air shimmering above blacktop on a hot day, that's radiant heat.

A special transparent



Double-pane unit with airspace adds insulating value

Special transparent coating on inside surface blocks radiated heat and reduces ultraviolet rays

Two-step sealing system for extra protection:

Polyisobutylene

Silicone

Insulating wood core

86143 © 1986 Andersen Corp.

coating on our High-Performance window glass greatly restricts this radiant heat from passing through it into the building.

Yet in winter, when the sun is low in the sky, our coating allows direct sunlight to shine into the building. After it strikes

floors, walls and furniture in the rooms, it will be converted into radiant heat to help warm the building.

And since our special coating restricts radiant heat flow, this warmth will have trouble escaping.

PERFECTED THE DOUBLE-PANE WE BE THE ONES TO IMPROVE IT.



Glazing bead guards against leakage

*Perma-Shield® vinyl in white or Terratone
for low maintenance*

SO, WHAT'S IN OUR WINDOW THAT INTERESTS CLIENTS?

Tell them that, although it works year-round for energy efficiency, this revolutionary window is at its best in winter.

We've found that an Andersen window with High-Performance insulating glass is 42% more energy efficient than our uncoated double-pane window during the heating months. And in the cooling months, it's 19% better in


sun and 24% better in shade.

What's more, it's worth noting that High-Performance glass filters out 71% of the sun's ultraviolet rays that cause fading.

**THE STORY IS
CONTINUED ON THESE
REMARKABLE WINDOWS.**

Call your Andersen distributor, who can tell you more about Andersen High-Performance windows and our new High-Performance Sun windows, for climates where heat gain is a greater concern than heat loss. Also consult Sweet's File 8.16/An.

Or write Andersen Corp.,
Box 12, Bayport, MN 55003.



Come
home to
quality.



Andersen

The Advantage Of Being A Little Less Bright.

For a long time, reflective glass has been one of the brightest ideas around. But lately, architects and builders have been asking for a glass with a lower reflectance. So PPG created SOLARBAN® 565.

The new high-performance glass with an outdoor reflectance of only 7-14%, virtually the same as clear glass.

SOLARBAN 565 is one of the least reflective glass products that PPG makes. So, you can literally use it anywhere.

Even though SOLARBAN 565 is less bright, it's never boring. You have your choice of four gemstone colors to play with: (from top) Honey Opal, Verdellite, Citrine Quartz and Sunstone. And with that many options, you'll have no trouble creating stunning exteriors everyone can enjoy.

There's another side to SOLARBAN 565, too: Versatility. You can use it in Twindow® units, monolithic vision and spandrel applications, laminated glass and structural silicone glazing.

SOLARBAN 565—the newest addition to the SOLARBAN family of high-quality high-performance coated glass from PPG. A world leader in advanced glass technology. If you'd like to

know more about it, write:

PPG Industries, Inc.,
Glass Advertising, CG20
P.O. Box 8727,
Harrisburg, PA 1710



Circle 102 on in

9 Red Hot Reasons To Get A Free Avis Wizard Number.

Reason#1 Avis Express Services.

You save time every time you reserve with the exclusive computerized Wizard® reservation system. That's because Wizard is your passkey to Avis Express®, Rapid Rental™ and Rapid Return™. These red hot Avis services let you bypass the lines when you're checking in and out of airports, to get you in and out of your car and onto business—fast!

Take a minute now to get a Wizard number and you can save hours down the road.

Reason#2 Lowest Available Rates.

Whenever there's a red hot rate or discount, the Wizard computer system finds it for you. It always gives you the lowest applicable price on your rentals. Automatically.

Reason#3 Your Car Group Preference.

You're assured of renting from the car group you want, whenever available, because Wizard records your preference and matches it with car availability. Again, it's automatic!

Reason#4 No Cost. No Obligation.

An Avis Wizard® number is absolutely free, regardless of the frequency of your car rental needs.



Avis features GM cars, Pontiac GrandAM.

Reasons#5 Through#9 A Free Book of 5 Avis Car Rental Upgrades.

Your free Wizard number starts with a complimentary book of five upgrade passes. Each one of these upgrades lets you rent one car group higher than the one you reserved to give you extra comfort at no extra cost. That's five additional red hot reasons to get a time- and money-saving Wizard number. This offer expires January 31, 1987, so apply right away. Simply mail the coupon to your right or call Avis toll free at 1-800-831-8000 today!

Offer expires January 31, 1987.

Wizard Application Request

Mail to: Avis Distribution Center
P.O. Box 8116
Trenton, NJ 08650



Please send me more information and an application for a free Avis Wizard® number.

Name _____ MGH 1

Name of Company _____

Address _____

City _____ State _____ Zip _____

Business Phone _____

Mail today or get an instant Wizard number by phone. Call
1-800-831-8000
and ask for Elizabeth.

Red hot

Circle 103 on inquiry card

Design Estimator II

from



Dodge MicroSystems...

Software That's Updated Quarterly — To Put You On Time And Target On Every Job!

Estimate Faster, More Precisely — And Save Money Too!

For estimating software that *always gives you current construction cost data* — YOU NEED DESIGN ESTIMATOR II.

This distinctive estimating program is derived from the Dodge Construction Cost Data Base — with essential information on *over 6,000 building materials*, paired with wage rates and output for *22 building trades* and costs indexed to *720 U.S. and Canadian cities*.

This software package requires only an IBM PC or compatible equipment and a printer. Once you run the program in your own office, you'll be ready to...

- Change and compare materials costs and wage rates.
- Estimate accurately for special materials or unusual structures.
- Print out reports for *Trade, UCI or CSI master format applications*.
- Include basic sitework in your Cost Estimate.
- Write in up to 100 unique components or even extra costs into our estimates.

DESIGN ESTIMATOR II Demonstration Kit is available for your own test run. *See how easy it is to prepare precise estimates!*

To place your order now for either the Demonstration Kit — the complete program — call:

800-257-5295.

In N.J. call 1-609-426-7300 and ask for Rita Prince at either number.



Cost Information Systems

P.O. Box 28

Princeton, New Jersey 08543

Circle 109 on inquiry card

Advertising index

Bold face—page number

Italics>—Reader Service number

A

American Marazzi Tile, Inc., **183**;
84 [G-L-D]
(214) 226-0110
AMP Products Corp.-Netcon Div.,
164-165; 71 [G-E-D]
(215) 647-1000
Andersen Corp., **150-151**; 63,
202-203; 101 [G-L]
Armstrong, Cov. II-1; 1, 2-3; 2
[G-D]
AT&T Communications, **152, 153**
AT&T Information Systems, **20-21**
AT&T Library Promotions, **65 to 67**
Avis Rent-A-Car, **205**; 103

B

Barra Corp., **32Na**; 28 [G-I]
BASF Corp.-Fibers Div., **23**; 13 [D]
(704) 667-7713
BeadeX, **190**; 89 [G]
(206) 228-6600
Bilco Co., **176**; 77 [G-E-I-L]
(203) 934-6363
Bobrick Washroom Equipment, Inc.,
38; 32 [G]
(818) 764-1000
Bradley Corp., **48**; 37 [G-E-I]
(414) 251-6000
Buchta USA, **186-187**; 85 [G]
(404) 256-0999
Buckstaff Co., **189**; 87
Burns & Russell Co., **209**; 104 [G-I]
(301) 837-0720

C

Cafco, **32**; 19 [G-E]
Canon USA, **50**; 40
Capaul Corp., **179**; 80
Cheney Co., **199**; 96 [G]
1 (800) 782-1222
Chicago Faucet Co., **81**; 52 [G-E]
(312) 694-4400
Clearprint, **177**; 78
(415) 652-4762
Compaq Computer Corp., **184-185**
1 (800) 231-0900
Computervision, **22**; 12
Corbin Hardware Div., Emhart,
62-63; 46 [G]
(203) 225-7411
Cost Information Systems, **206-207**
1 (800) 257-5295
Crossville Ceramics, **36**; 31
C/S Group, **18-19**; 11, 27; 16
[G-E-L]
(201) 272-5200
Cupples Products, **191**; 91 [G]
(314) 781-6729

D

Da-Lite Screen Co., Inc., **56**; 43 [G]
(219) 267-8101
Day-Timers Advertising, **155**
Detex Corp., **17**; 10 [G]
Dover Elevator Systems, **28-29**, [G]
(601) 393-2110
Dover Elevator Systems, 4 page
advertising supplement included
with Eastern, Central and Western
copies only.
DuPont - Textile Fibers, **140-141**; 57

E

Elkay Mfg. Co., **34**; 30 [G-E-I-L]
(312) 986-8484
Endura Div., The Biltrite Corp.,
154; 64 [G-I-D]
(800) 447-1982

F

Firestone, **16**; 9 [G-E-I]
(800) 428-4442
Ford Glass Div., **158-159**; 67
[G-E-I-L]
(313) 446-5915

G

Glen Raven Mills, Inc., **12-13**; 7
(919) 227-6211
Grace & Co., W.R., **49**; 39 [G-I]
(617) 876-1400
GTE Sylvania, I/C Lighting, **46**; 36
[G-E]
(617) 777-1900

H

Hamilton Industries Drafting
Equipment, **147**; 60 [G]
(414) 793-1121
Hayes Microcomputer Products, **26**;
15
(404) 441-1617
HEWI, Inc., **163**; 70 [G]
(201) 652-1695
Hewlett Packard, **6**; 4
1 (800) 345-6366
High Concrete Structures, **32Ee**; 21
Hirschl & Adler Galleries, **200**; 99
(212) 535-8810
Hitachi America, Ltd. - Computer
Software Div., **178**; 79
Hunter Douglas, **148**; 61 [G]
1 (800) 432-7462

I

Iron Craft, Inc., **32Wa**; 24
(415) 632-4612
Italian Marble Center, **84**; 55
Italian Tile Center, **193**; 92
(212) 980-8866

K

Kawneer Co., Inc., **166-167**; 72 [G]
Koppers Co., Inc., **174-175**; 76 [G-I]
(412) 227-2000

L

Laminators Safety Glass Assn., **182**;
82
Lees Commercial Carpet Co.,
156-157; 66
(800) 523-5647
Letraset USA, **32Nb**; 29
Loadmaster Systems, Inc., **32Sa**; 26,
32Sb; 27
LOF Glass, **40**; 33 [G-I]
Lundia, **155**; 65 [G-D]
(800) 258-6342

For detailed data, prefiled cata-
logs of the manufacturers listed
below are available in your 1986
Sweet's Catalog File as follows:

M

Manville Corp. - Mineral Panels Div.,
139; 56
(303) 978-4900
Manville Roofing Systems Div.,
24-25; 14, **72**; 49 [G-E-I]
(303) 978-4900
Marvin Windows, **172-173**; 75 [G]
(800) 346-5128
Masonite Corp./Commercial Div.,
162; 69 [G-L-D]
(216) 343-6621
Masonite Corp./Inorganic
Technologies, **209**; 105
Mastercard International, Inc., **80**
(800) 821-7700 ex. 706
Mayline Co., **83**; 54
(414) 457-5537
McNichols Co., **190**; 88 [E-I]
(800) 237-3820
Mercer Plastics Co., Inc., **58**; 44 [G]
(201) 824-3100
Montgomery Elevator Co., **190**; 90 [G]

N

National Lighting Co., Inc., **32Ef**; 22
Naturalite, Inc., **54**; 42 [G-I-L]
(800) 527-4018
Nichols-Homesield, **82**; 53
(312) 564-1570
Norco Windows, Inc., **146**; 59 [G]
(715) 585-6311
NuCor Corp., **160-161**; 68 [G]

O

Overly Mfg. Co., **198**; 94 [G-E]
Owens-Corning Fiberglass, **Cov III**;
106 [G-E-I-L]
(800) 537-3476

P

Pannier Graphics, **199**; 95
(215) 672-3600
Peachtree Doors, Inc., **64**; 48 [G-L]
(800) 447-4700
Pella Rolscreen Co., **180-181**; 81
[G-L-D]
(512) 628-1000
Philips Lighting, **48A**; 38
Pittsburgh Corning Corp., **60**; 45
[G-E-I]
(412) 327-6100
PPG Industries-Glass, **204**; 102 [G-E]
Prestressed Concrete Institute, **78**;
51
(312) 346-4071
Profile Press, **32Wa**; 25

R

Raceway Components, Inc., **42**; 34
(201) 661-1116
Radio Shack, **76**; 50, **197**; 93
Republic Aluminum, **32Ca**; 23
(312) 525-6000
Roofblok Ltd., **200**; 108 [G-I]
(617) 582-9426

(G) General Building & Renovation
(green)
(E) Engineering & Retrofit (brown)
(I) Industrial Construction &
Renovation (blue)
(L) Homebuilding & Remodeling
(yellow)
(D) Contract Interiors (white)

S

Schlage Lock Co., **14-15**; 8
[G-E-I-L-D]
(415) 467-1100
Shakertown Corp., **44**; 35 [G-L]
(800) 426-8970
Sloan Valve Co., **Cov IV**; 107 [G-E-I]
Sound Solutions Systems, Inc., **63**; 47
(416) 674-0033
Spacesaver Corp., **199**; 97 [G-I]
(414) 563-6362
Spiroll International, **182**; 83
(800) 342-2063
Sto-Industries, **31**; 18 [G]
(802) 775-4117
Stow & Davis, **10-11**; 6

T

Tile Council of America, Inc., **200**;
98 [G]
(609) 921-7050
Tischler und Sohn, **32Ea**; 20 [G-L]
TWA, **170**

U

UC Industries, **171**; 74 [G-I-L]
(201) 267-1605
United Airlines, **74**
United States Gypsum Co., **8**; 5,
30; 17 [G-E-I-L-D]
(312) 321-4180
United States Mineral Prods. Co.,
32; 19 [G-E]

V

Vicon Industries, Inc., **52**; 41
Victor O. Schinnerer & Co., Inc.,
188; 86
Villeroy & Boch, **201**; 100 [G-L-D]
(714) 632-9770

W

Westinghouse Furniture Systems,
168-169; 73
1 (800) 445-5045
WilsonArt, **5**; 3 [G-D]
(800) 433-3222

X

Xerox, **143**; 58
(800) 448-3400 ext 664

Z

Zero International, Inc., **149**; 62 [G]
(212) 585-3230

Sales offices

Main Office

McGraw-Hill, Inc.
1221 Avenue of the Americas
New York, New York 10020

Publisher
Richard Meredith (212) 512-4685

Administrative Asst.
Anna O'Reilly (212) 512-4686

Strict Offices

Director of Sales/East
George Broskey
Parkway
Philadelphia, PA 19102
(5) 496-3821

Atlanta
10 Ashford-Dunwoody Road
Atlanta, Georgia 30319
Gregory Bowerman (404) 252-0626

Boston
Boylston St.
Boston, Massachusetts 02116
Thomas F. Kutscher (203) 968-7113

Chicago
10 N. Michigan Ave.
Chicago, Illinois 60611
Anthony Arnone, (312) 751-3765
Caryl L. Shores, (312) 751-3705

Edward R. Novak, (312) 658-7133
&J Associates, Inc.
Box 348,
Deerfield, IL 60102

Cleveland
Public Square
Cleveland, Ohio 44113
George Gortz (216) 781-7000

Denver
100 S. Alton Ct. Suite 111
Denver, Colorado 80112
John J. Hernan (303) 740-4634

Detroit
100 Town Center, Suite 770
Farmington Hills, Michigan 48075
Thomas J. Shaw
(313) 352-9760

President Market
Development
Federal Government
Richard D'Armiento
1000 K Street NW
Washington, D.C. 20006
(202) 463-1725

Overseas Offices

Munich/Main
100 Brandstroem Str. 2
Munich/Main, Germany

London
West St.
London S14ES, England

Rome
Via Baracchini No. 1
Rome, Italy

Paris
100 rue Georges Bizet
Paris 16e, France

Director of Business and
Production
Joseph R. Wunk (212) 512-2793

Director of Marketing
Camille Padula (212) 512-2858

Classified Advertising
(212) 512-2556

Director of Sales/West
John W. Maisel
4000 Town Center, Suite 770
Southfield, MI 48075
(313) 352-9760

Houston
7600 W. Tidwell, Suite 500
Houston, Texas 77040
Lockwood Seegar (713) 462-0757

Los Angeles
3333 Wilshire Blvd., Suite 407
Los Angeles, California 90010
Stanley J. Kasson (213) 487-1160

New York
1221 Avenue of the Americas
New York, New York 10020
Theodore C. Rzempoluch
(212) 512-3603

Philadelphia
Three Parkway
Philadelphia, Pennsylvania 19102
Blair McClenachan (215) 496-3829

Pittsburgh
6 Gateway Center, Suite 215
Pittsburgh, Pennsylvania 15222
George Gortz (412) 227-3640

San Francisco
425 Battery Street
San Francisco, California 94111
Stanley J. Kasson 1 (800) 621-7881


Stamford
777 Long Ridge Road
Stamford, Connecticut 06902
Louis F. Kutscher
(203) 968-7113

Cost Information Systems
McGraw-Hill Information
Systems Co.
Percival E. Pereira
P.O. Box 28
Princeton, N.J. 08540
Toll Free 800/527-5295
N.J. (609) 426-7300



Tokyo
2-5, 3-chrome
Kasumigaseki, Chiyoda-ku
Tokyo, Japan

South America
Empresa Internacional de
Comunicacoes Ltda.
Rua da Consolacao, 222
Conjunto 103
01302 Sao Paulo, S.P. Brasil

New Creative Exteriors*



With the widest selection of dynamic design faces, including the revolutionary new light-sensitive *Reflecto-Lite*™ series... An unlimited range of color, texture, form, scale & pattern... Over 35 years of proven performance... Economical initial & life-cycle costs.



™ Trademark of: © 1985; and
® Reg. U.S. Pat. Off., Canada & other countries by:
The Burns and Russell Co.,
Box 6063, Baltimore, MD 21231,
301/837-0720. 4.4/Bu in Sweet's.

* Exciting interior beauty too!

Spectra-Glaze II


CUSTOM PRE-GLAZED CONCRETE MASONRY UNITS



Circle 104 on inquiry card

SEND US YOUR BEST FIRE-RATED IDEAS

We have a revolutionary new asbestos-free incombustible material. Fire-Safe®... a ceramic phosphate alloy. Here's your chance to use it. It has already been tested and used as curtain wall liners, cooling tower panels, gaskets, ceiling panels, electrical board covers, and more. Now let's see what you have up your sleeve. Send us any fire-rated problem requiring panels, powder or foam. We'll get you all the information needed to turn your ideal into Fire-Safe® reality. The only thing you have to lose is your old ideas about what fire-rated products should be.



Application _____
Name _____
Company _____
Address _____
City _____ State _____ Zip _____
Telephone () _____

M INORGANIC TECHNOLOGIES
DIVISION
MASONITE CORPORATION
ATLANTA, GA 30331 • 1-800-241-7533


Circle 105 on inquiry card

**U. S. POSTAL SERVICE
STATEMENT OF OWNERSHIP,
MANAGEMENT AND CIRCULATION
(ACT OF AUGUST 12, 1970: SECTION 3685,
TITLE 39, UNITED STATES CODE)**

1. Title of publication—Architectural Record (ISSN0003858X) (combined with American Architect, Western Architect and Engineer).
2. Date of filing—October 1, 1986
3. Frequency of Issue—Monthly with additional issues in April and September. Number of issues published annually: 14. Annual subscription price: \$35.00.
4. Complete Mailing Address of Known Office of Publication—1221 Avenue of the Americas, New York, NY 10020.
5. Complete Mailing Address of Headquarters of General Business Offices of the Publisher—same as above.
6. Full Names and Complete Mailing Addresses of Publisher, Editor and Managing Editor—Publisher: Paul B. Beatty, 1221 Avenue of the Americas, New York, NY 10020; Editor: Mildred F. Schmertz, 1221 Avenue of the Americas, New York, NY 10020; Managing Editor: Carolyn De Witt Koenig, 1221 Avenue of the Americas, New York, NY 10020.
7. The owner is McGraw-Hill, Inc. 1221 Avenue of the Americas, New York NY 10020. Stockholders holding 1 percent or more of stock are: Donald C. McGraw, Jr.; Harold W. McGraw, Jr.; John L. McGraw; William H. McGraw; June M. McBroom; Elizabeth McGraw Webster; all c/o McGraw-Hill Inc., 1221 Avenue of the Americas, New York, NY 10020; College Retirement Equity Fund c/o Bankers Trust Company, 280 Park Avenue, New York, NY 10015. Public Employees Retirement System of Ohio, 277 East Town Street, Columbus, Ohio 43215. Northern Trust Company c/o Kray & Co., 50 South LaSalle St., Chicago, Illinois 60675. Teachers Retirement System of Texas, 1001 Trinity St., Austin Texas 78701. New Jersey Division of Investment c/o First Fidelity Bank N. A., 570 Broad St., Newark, NJ 07192.
8. Known bondholders, mortgagees, and other security holders owning or holding 1 per cent or more of total amount of bonds, mortgages or other securities—None.
9. Not applicable.
10. Extent and nature of circulation:
 - A. Total number of copies printed—average number of copies of each issue during preceding 12 months, 82,562; actual number of copies of single issue published nearest to filing date, 83,105.
 - B. Paid and/or requested circulation—1. Sales through dealers and carriers, street vendors and counter sales—average number of copies of each issue during preceding 12 months, 440; actual number of copies of single issue published nearest to filing date, 358. 2. Mail subscriptions—average number of copies of each issue during preceding 12 months, 76,721; actual number of copies of single issue published nearest to filing date, 76,745.
 - C. Total paid circulation—average number of copies of each issue during preceding 12 months, 77,161; actual number of copies of single issue published nearest to filing date, 77,103.
 - D. Free distribution by mail, carrier or other means—samples, complimentary, and other free copies—average number of copies of each issue during preceding 12 months, 4,028; actual number of copies of single issue published nearest to filing date, 4,562.
 - E. Total distribution—average number of copies of each issue during preceding 12 months, 81,189; actual number of copies of single issue published nearest to filing date, 81,665.
 - F. Copies not distributed—1. Office use, left-over, unaccounted, spoiled after printing—average number of copies of each issue during preceding 12 months, 1,373; actual number of copies of single issue published nearest to filing date, 1,440. 2. Returns from news agents—average number of copies of each issue during preceding 12 months, none; actual number of copies of single issue published nearest to filing date, none.
 - G. Total—average number of copies of each issue during preceding 12 months, 82,562; actual number of copies of single issue published nearest to filing date, 83,105.

11. I certify that the statements made by me are correct and complete.
McGraw-Hill, Inc., Paul B. Beatty, Publisher

Use your STAC card!



Need product information fast? Your Architectural Record Subscriber Telephone Access Card can help speed information to you about any product or service in these pages.

When you key your more-information requests directly into our computer via touch-tone telephone—through Architectural Record's exclusive STAC system—you save days, even weeks of mail-delivery, handling and processing time.

The day after you call, advertisers can access your request by phone from our computer, and begin the process of mailing you the materials you requested. When you need information for a right-now project, fast, free help is as close as your STAC card. And STAC service is available to you 24 hours a day, seven days a week.

BEFORE YOU DIAL:

1. Write your STAC ID number, as imprinted on your STAC card, in the boxes in Step 4 below. Do not add 0s.
2. Write the Reader Service numbers for those items about which you want more information in the boxes in Step 6 below. Do not add 0s.

CALL STAC:

3. Using a standard touch-tone telephone, call 413/ 442-2668, and follow the computer-generated instructions.

ENTER YOUR STAC NUMBER AND ISSUE NUMBER:

4. When the recording says, "Enter your subscriber number..." enter your STAC number by pushing the numbers and symbols (# or *) on your telephone keypad. Ignore blank boxes. Enter:

#

5. When the recording says, "Enter magazine code and issue code..." enter these numbers and symbols:

#

ENTER YOUR INQUIRIES:

6. When the recording says, "Enter (next) inquiry number..." enter the first Inquiry Selection

Number, including symbols, from your list below. Ignore blank boxes. Wait for the prompt before entering each subsequent number (maximum 17 numbers).

1.	<input type="text"/>	<input type="text"/>	<input type="text"/>	<input type="text"/>	<input type="text"/>	#	#
2.	<input type="text"/>	<input type="text"/>	<input type="text"/>	<input type="text"/>	<input type="text"/>	#	#
3.	<input type="text"/>	<input type="text"/>	<input type="text"/>	<input type="text"/>	<input type="text"/>	#	#
4.	<input type="text"/>	<input type="text"/>	<input type="text"/>	<input type="text"/>	<input type="text"/>	#	#
5.	<input type="text"/>	<input type="text"/>	<input type="text"/>	<input type="text"/>	<input type="text"/>	#	#
6.	<input type="text"/>	<input type="text"/>	<input type="text"/>	<input type="text"/>	<input type="text"/>	#	#
7.	<input type="text"/>	<input type="text"/>	<input type="text"/>	<input type="text"/>	<input type="text"/>	#	#
8.	<input type="text"/>	<input type="text"/>	<input type="text"/>	<input type="text"/>	<input type="text"/>	#	#
9.	<input type="text"/>	<input type="text"/>	<input type="text"/>	<input type="text"/>	<input type="text"/>	#	#
10.	<input type="text"/>	<input type="text"/>	<input type="text"/>	<input type="text"/>	<input type="text"/>	#	#
11.	<input type="text"/>	<input type="text"/>	<input type="text"/>	<input type="text"/>	<input type="text"/>	#	#
12.	<input type="text"/>	<input type="text"/>	<input type="text"/>	<input type="text"/>	<input type="text"/>	#	#
13.	<input type="text"/>	<input type="text"/>	<input type="text"/>	<input type="text"/>	<input type="text"/>	#	#
14.	<input type="text"/>	<input type="text"/>	<input type="text"/>	<input type="text"/>	<input type="text"/>	#	#
15.	<input type="text"/>	<input type="text"/>	<input type="text"/>	<input type="text"/>	<input type="text"/>	#	#
16.	<input type="text"/>	<input type="text"/>	<input type="text"/>	<input type="text"/>	<input type="text"/>	#	#
17.	<input type="text"/>	<input type="text"/>	<input type="text"/>	<input type="text"/>	<input type="text"/>	#	#

END STAC SESSION:

7. When you have entered all your Inquiry Selection Numbers and the recording prompts, "Enter next inquiry number," End the call by entering:

9 # #

If you are a subscriber and need assistance, call 212/512-3442. If you are not a subscriber, fill out the subscription card in this issue, or call Architectural Record Subscription Services at 914/628-0821.



© O. C. F. Corp. 1986

With a Derbigum roof, what's a little snow, sun, sleet, rain, or hail to the chief?

Recently, the West Wing of the White House was re-roofed with Owens-Corning's Derbigum® SP.

We trust our modified bitumen product will live with distinction for a number of consecutive year-year terms. After all, it has already established an 18-year proven record of success to date, both in Europe and America.

What makes our popular Derbigum roofing so long-lasting?

It is constructed with multiple reinforcing layers — polyester *and* Fiberglas® — instead of the

usual single mat. And they are placed near the top of the membrane, to protect the maximum amount of modified asphalt waterproofing material from the sun's damaging ultraviolet rays.

Derbigum SP or HPS roofing membrane. Why not elect it for your next office or commercial building?

For full details, write the world's largest roofing manufacturer: C.C.I. Meeks, Owens-Corning Fiberglas Corporation, Fiberglas Tower, Toledo, Ohio 43659.

OWENS/CORNING
FIBERGLAS

Circle 106 on inquiry card



Established during the 1849 Gold Rush, Tadich Grill has grown into one of San Francisco's most popular restaurants. Long recognized for its fine food, the Tadich Grill was also recognized by the California Historical Society for over 100 years continuous service.

"California's oldest restaurant now has the newest restroom technology."

For over a century, Tadich Grill has prided itself on offering customers the finest cuisine and service in a pleasant, Old San Francisco-style environment. An environment which



now includes the cleanliness and convenience of modern

Sloan OPTIMA® No-Hands automated flushometer fixtures.

A Sloan OPTIMA system uses an electronic device that "senses" the user and automatically turns the faucet or appliance on and off — or

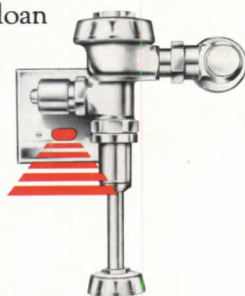
flushes the sanitary fixture — only as needed. This assures that faucets and hand dryers are turned off after use and eliminates unflushed urinals and toilets.

The results: Increased customer comfort with more sanitary restrooms. And peace of mind for management with increased cleanliness, reduced odors, reduced costs from lower energy and water consumption, fewer repairs, and less daily maintenance.

The Sloan OPTIMA system meets all building codes and installs easily — and unobtrusively — in any new

or retrofit situation. The system also adapts to soap dispensers, hand dryers, shower heads, and more.

Ask your Sloan representative about Sloan No-Hands automated systems. Or write us.



SLOAN VALVE COMPANY

10500 Seymour Avenue, Franklin Park, IL 60131

A Tradition of Quality and Pride