

ARCHITECTURAL RECORD

Modernism's Reign in Spain



Preservation Update:
Recasting the Past

ALSO **LIGHTING SOLUTIONS**



A bright idea.

A clean, monolithic look. An NRC of 0.85. Easy downward access.
Form and function. Style and substance. Techstyle[®] Acoustical Ceilings
are sure to make your project shine.



For literature and our email newsletter,
call toll-free 866-556-1235
or visit www.hunterdouglascontract.com

Installation: John and Mary Pappajohn Center
for Higher Education, Des Moines, IA
Architect: Herbert Lewis Kruse Blunck Architecture
4' x 4' panels

HunterDouglasContract

CEILINGS


© 2005 Hunter Douglas Inc. ® Trademark of Hunter Douglas Inc.
CIRCLE 147 ON READER SERVICE CARD OR GO
TO ARCHRECORD.CONSTRUCTION.COM/PRODUCTS



www.weathershield.com/AR

Sometimes, a spectacular finish is the start of a **GREAT DESIGN.**

Shown here: Anodized dark bronze aluminum exterior Weather Shield® casement windows tastefully coordinated with a matching archtop transom unit. This is one of seven anodized colors offered by Weather Shield. Each provides lasting beauty that resists chipping or peeling, even under intense exposure to the sun. For complete sizing and ordering information, call **1-800-477-6808** or visit **weathershield.com/AR**



CIRCLE 1 ON READER SERVICE CARD OR GO TO ARCHRECORD.CONSTRUCTION.COM/PRODUCTS/

Demand better. Compromise nothing. **Want More™**

Weather Shield® Premium Windows and Doors

Design with
Natural Stone

Making the
Impossible
Reality!

- Original KUGEL Floating Ball
- Floating Objects
- Monumental Works of Art
- Granite Fountains, Waterwalls
- Natural Stone Elements
- Prestressed Granite
- Custom Design
- Complete Engineering Support



Aicha vom Wald, Germany
Material: Tittlingr Granite

Spiral staircase

800-919-0080
www.kusserUSA.com
kusserUSA@kusser.com

ARCHITECTURAL RECORD

EDITOR IN CHIEF
MANAGING EDITOR
DESIGN DIRECTOR
SENIOR EDITORS

Robert Ivy, FAIA, rivy@mcgraw-hill.com
Beth Broome, elizabeth_broome@mcgraw-hill.com
Anna Egger-Schlesinger, schlesin@mcgraw-hill.com
Charles Linn, FAIA, linnc@mcgraw-hill.com
Clifford Pearson, pearsonc@mcgraw-hill.com
Sarah Amelar, sarah_amelar@mcgraw-hill.com
Sara Hart, sara_hart@mcgraw-hill.com
Deborah Snoonian, P.E., deborah_snoonian@mcgraw-hill.com
William Weathersby, Jr., bill_weathersby@mcgraw-hill.com
Jane F. Kolleeny, jane_kolleeny@mcgraw-hill.com
Rita F. Catinella, rita_catinella@mcgraw-hill.com
Sam Lubell, sam_lubell@mcgraw-hill.com
Juan Ramos, juan_ramos@mcgraw-hill.com
Kristofer E. Rabasca, kris_rabasca@mcgraw-hill.com
Clara Huang, clara_huang@mcgraw-hill.com
Randi Greenberg, randi_greenberg@mcgraw-hill.com
Susannah Shepherd, susannah_shepherd@mcgraw-hill.com
Laurie Meisel, laurie_meisel@mcgraw-hill.com
Linda Ransey, linda_ransey@mcgraw-hill.com
Audrey Beaton, audrey_beaton@mcgraw-hill.com
James Murdock, james_murdock@mcgraw-hill.com

PRODUCTS EDITOR
NEWS EDITOR
PRODUCTION MANAGER
DEPUTY ART DIRECTOR
ASSOCIATE ART DIRECTOR
WEB EDITOR
WEB DESIGN
WEB PRODUCTION
EDITORIAL SUPPORT
EDITORIAL ASSISTANTS

EDITOR AT LARGE
SPECIAL CORRESPONDENT
COPY EDITOR
ILLUSTRATOR
CONTRIBUTING EDITORS

James S. Russell, AIA, jamesrussell_editor@earthlink.net
Suzanne Stephens, suzanne_stephens@mcgraw-hill.com
Leslie Yudell
I-Ni Chen
Raul Barreneche, Robert Campbell, FAIA, Andrea Oppenheimer
Dean, David Dillon, Lisa Findley, Blair Kamin, Nancy Levinson,
Thomas Mellins, Robert Murray, Sheri Olson, FAIA, Nancy B.
Solomon, AIA, Michael Sorkin, Michael Speaks, Ingrid Spencer
Naomi R. Pollock, AIA
David Cohn, Claire Downey, Tracy Metz

SPECIAL INTERNATIONAL CORRESPONDENT
INTERNATIONAL CORRESPONDENTS

GROUP PUBLISHER
VP, ASSOCIATE PUBLISHER
VP, MARKETING AND BUSINESS DEVELOPMENT
VP, GROUP EDITORIAL DIRECTOR
GROUP DESIGN DIRECTOR
MANAGER, RESEARCH
DIRECTOR, MARKETING COMMUNICATION
DIRECTOR, CIRCULATION
DIRECTOR, MULTIMEDIA DESIGN & PRODUCTION
MANAGER, ADVERTISING PRODUCTION
DIRECTOR, FINANCE
DIRECTOR, SPECIAL PROJECTS
REPRINTS

James H. McGraw IV, jay_mcgraw@mcgraw-hill.com
Laura Viscusi, laura_viscusi@mcgraw-hill.com
David Johnson, dave_johnson@mcgraw-hill.com
Robert Ivy, FAIA, rivy@mcgraw-hill.com
Anna Egger-Schlesinger, schlesin@mcgraw-hill.com
Ellen Halfond, ellen_halfond@mcgraw-hill.com
Chris Meyer, chris_meyer@mcgraw-hill.com
Maurice Persiani, maurice_persiani@mcgraw-hill.com
Brian McGann, brian_mcgann@mcgraw-hill.com
Susan Valentini, susan_valentini@mcgraw-hill.com
Stephen R. Weiss, stephen_weiss@mcgraw-hill.com
Ike Chong, ike_chong@mcgraw-hill.com
Charles Pinyan, cpinyan@mcgraw-hill.com
Reprint Management Services, architecturalrecord@reprintbuyer.com

EDITORIAL OFFICES: 212/904-2594. Editorial fax: 212/904-4256. E-mail: rivy@mcgraw-hill.com. Two Penn Plaza, New York, N.Y. 10121-2298. **WEB SITE:** www.architecturalrecord.com. **SUBSCRIBER SERVICE:** 877/876-8093 (U.S. only). 609/426-7046 (outside the U.S.). Subscriber fax: 609/426-7087. E-mail: p64ords@mcgraw-hill.com. AIA members must contact the AIA for address changes on their subscriptions. 800/242-3837. E-mail: members@aia.org. **INQUIRIES AND SUBMISSIONS:** Letters, Robert Ivy; Practice, Charles Linn; Books, Clifford Pearson; Record Houses and Interiors, Sarah Amelar; Products, Rita Catinella; Lighting, William Weathersby, Jr; Web Editorial, Randi Greenberg.

ARCHITECTURAL RECORD: (ISSN 0003-858X) March 2005. Vol. 193, No. 03. Published monthly by The McGraw-Hill Companies, 1221 Avenue of the Americas, New York, N.Y. 10020. Periodicals postage paid at New York, N.Y. RCSC and additional mailing offices. Ride Along enclosed in edition 006 and 007. Canada Post International Publications Mail Product Sales Agreement No. 40012501. Return undeliverable Canadian addresses to: DPGM Ltd., 4960-2 Walker Road, Windsor, ON N9A 6J3. Email: P64ords@mcgraw-hill.com. Registered for GST as The McGraw-Hill Companies. GST No. R123075673. **Postmaster:** Please send address changes to ARCHITECTURAL RECORD, Fulfillment Manager, P.O. Box 566, Hightstown, N.J. 08520. **SUBSCRIPTION:** Rates are as follows: U.S. and Possessions \$64; Canada and Mexico \$79 (payment in U.S. currency, GST included); outside North America \$199 (air freight delivery). Single copy price \$9.75; for foreign \$11. Subscriber Services: 877/876-8093 (U.S. only); 609/426-7046 (outside the U.S.); fax: 609/426-7087. **SUBMISSIONS:** Every effort will be made to return material submitted for possible publication (if accompanied by stamped, self-addressed envelope), but the editors and the corporation will not be responsible for loss or damage. **SUBSCRIPTION LIST USAGE:** Advertisers may use our list to mail information to readers. To be excluded from such mailings, send a request to ARCHITECTURAL RECORD, Mailing List Manager, P.O. Box 555, Hightstown, N.J. 08520. **OFFICERS OF THE MCGRAW-HILL COMPANIES:** Chairman, President and Chief Executive Officer: Harold McGraw III. Executive Vice President and Chief Financial Officer: Robert J. Bahash. Executive Vice President, Human Resources: David L. Murphy. Senior Vice President and General Counsel: Kenneth M. Vittor. Senior Vice President, Corporate Affairs, and Assistant to the President and CEO: Glenn S. Goldberg. **Principal Operating Executives:** Kathleen A. Corbet, President, Standard & Poors; Henry Hirschberg, President, McGraw-Hill Education; Scott C. Marden, President, McGraw-Hill Information and Media Services. **MCGRAW-HILL CONSTRUCTION:** Norbert W. Young, Jr., FAIA, President, Vice President and CFO: Louis J. Finocchiaro. **COPYRIGHT AND REPRINTING:** Title * reg. in U.S. Patent Office. Copyright © 2005 by The McGraw-Hill Companies. All rights reserved. Where necessary, permission is granted by the copyright owner for libraries and others registered with the Copyright Clearance Center (CCC), 222 Rosewood Drive, Danvers, Mass. 01923. To photocopy any article herein for personal or internal reference use only for the base fee of \$1.80 per copy of the article plus ten cents per page, send payment to CCC, ISSN 0003-858X. Copying for other than personal use or internal reference is prohibited without prior written permission. Write or fax requests (no telephone requests) to Copyright Permission Desk, ARCHITECTURAL RECORD, Two Penn Plaza, New York, N.Y. 10121-2298; Fax 212/904-4256. For reprints call 800/360-5549 X 129 or e-mail architecturalrecord@reprintbuyer.com. Information has been obtained by The McGraw-Hill Companies from sources believed to be reliable. However, because of the possibility of human or mechanical error by our sources, The McGraw-Hill Companies or ARCHITECTURAL RECORD does not guarantee the accuracy, adequacy, or completeness of any information and is not responsible for any errors or omissions therein or for the results to be obtained from the use of such information of for any damages resulting there from.



The McGraw-Hill Companies

THE AMERICAN INSTITUTE OF ARCHITECTS 2004 BOARD OF DIRECTORS • OFFICERS: Douglas L. Steidl, FAIA, MRAIC, President; Kate Schwennsen, FAIA, First Vice President; Shannon Kraus, AIA, Vice President; Thomas R. Mathison, AIA, Vice President; RK Stewart, FAIA, Vice President; John C. Senhauser, FAIA, Secretary; James A. Gatsch, FAIA, Treasurer; Ana Guerra, Associate AIA, Associate Representative to the AIA Executive Committee; Saundra Stevens, Hon. AIA, CAACE Representative to the AIA Executive Committee; Norman L. Koonce, FAIA, Executive Vice President/CEO. **REGIONAL DIRECTORS:** Peter Arsenault, AIA, NCARB, LEED AP; Douglas E. Ashe, AIA; Michel Ashe, AIA; Ronald J. Battaglia, FAIA; William D. Beyer, FAIA; Michael Broshar, AIA; David J. Brotman, FAIA; Randy Byers, AIA; Tommy Neal Cowan, FAIA; Jacob Day; Jeremy Edmunds, Associate AIA, LEED AP; Glenn H. Fellows, AIA; Robert D. Fincham, AIA; Jonathan L. Fischel, AIA; Marion L. Fowlkes, FAIA; Saul Gonzalez; The Hon. Jeremy Harris; John J. Hoffmann, FAIA; William E. Holloway, AIA; Clark Llewellyn, AIA; Marvin J. Malecha, FAIA; Clark D. Manus, FAIA; Linda McCracken-Hunt, AIA; Carl F. Meyer, AIA; George H. Miller, FAIA; Elizabeth E. Mitchell; Hal P. Mungler, AIA; Robin L. Murray, AIA, PP; Celeste A. Novak, AIA, LEED AP; Gordon N. Park, CDS, AIA; David R. Proffitt, AIA; Marshall E. Purnell, FAIA; Miguel A. Rodriguez, AIA; Jerry K. Roller, AIA, NCARB; Jeffrey Rosenblum, AIA; Robert L. Selby, FAIA; Norman Strong, FAIA; Leslie J. Thomas, AIA; J. Benjamin Vargas, AIA; Bryce A. Weigand, FAIA. **AIA MANAGEMENT COUNCIL:** Norman L. Koonce, FAIA, Executive Vice President/CEO; James Dinegar, Chief Operating Officer; Richard J. James, CPA, Chief Financial Officer; Jay A. Stephens, Esq., General Counsel; Helene Combs Dreiling, FAIA, Team Vice President, AIA Community; Ronald A. Faucheux, PhD, Esq., Team Vice President, AIA Government Advocacy; Barbara Sido, CAE, Team Vice President, AIA Knowledge; Elizabeth Stewart, Esq., Team Vice President, AIA Public Advocacy; Elizabeth Casqueiro, AIA, Managing Director, AIA Alliances; David Downey, CAE, Assoc. AIA, Managing Director, AIA Communities by Design; James W. Gaines Jr., Assoc. AIA, Managing Director, AIA Professional Practice; Suzanne Harness, AIA, Esq., Managing Director and Counsel, AIA Contract Documents; Richard L. Hayes, Ph.D., RAIC, AIA, Managing Director, AIA Knowledge Resources; Brenda Henderson, Hon. AIA, Managing Director, AIA Component Relations; Christine M. Klein, Managing Director, AIA Meetings; Carol Madden, Managing Director, AIA Membership Services; Philip D. O'Neal, Managing Director, AIA Technology; C.D. Pangallo, EdD, Managing Director, AIA Continuing Education; Terence J. Poltrack, Managing Director, AIA Communications; Phil Simon, Managing Director, AIA Marketing and Promotion; Laura Viehmyer, SPHR, CEBS, CAE, Managing Director, AIA Human Resources.



Other glass is so old school.

Pilkington Pyroshield™ Plus

**The NEW wired glass that satisfies the
2003 IBC impact safety requirements**

- Meets CPSC 16CFR1201 (Cat. I)
- No scratchable surface film required
- Fire ratings from 20 to 90 minutes
- Easy to cut
- Listed with U.L.
- Permanently labeled

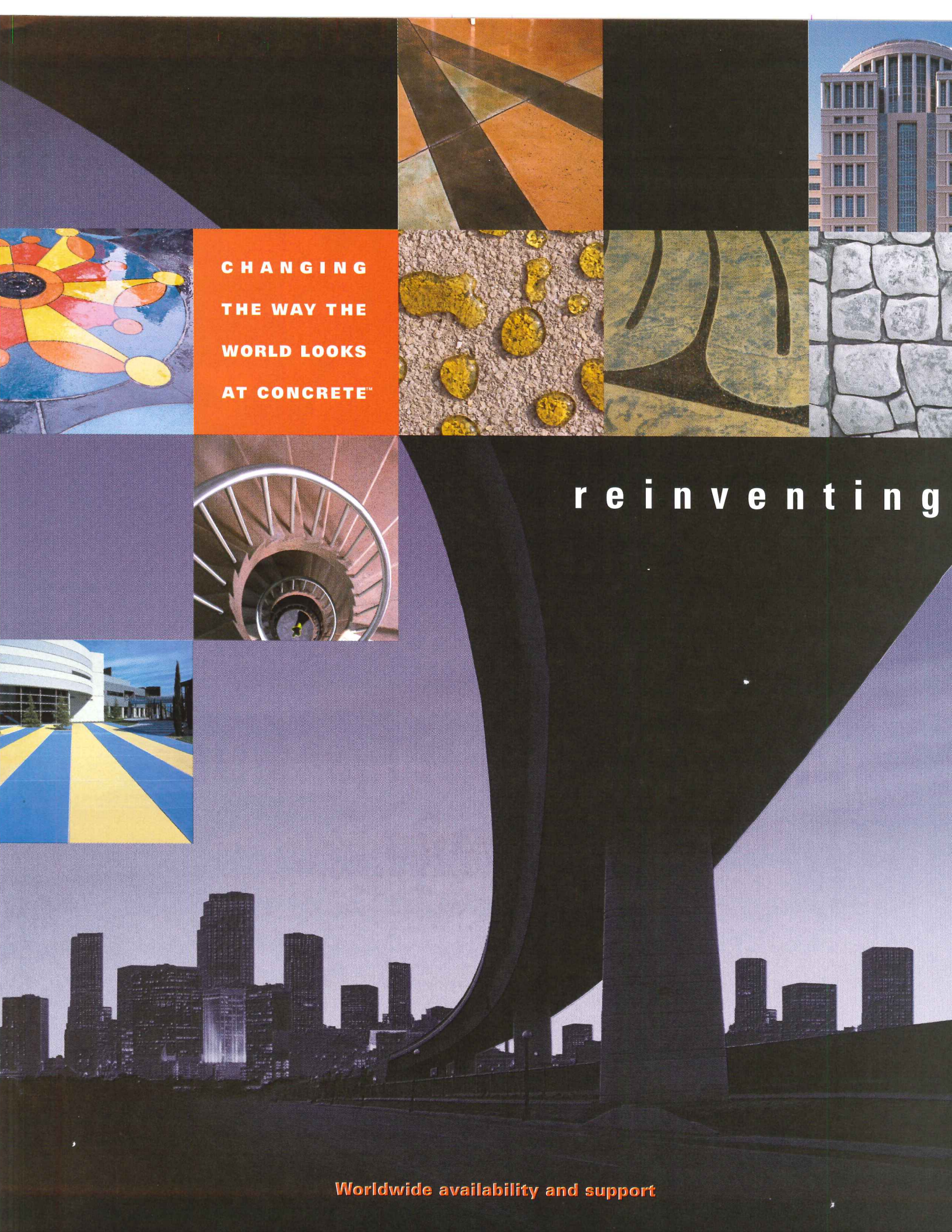
Contact us for more details!



CIRCLE 3 ON READER SERVICE CARD OR GO
TO ARCHRECORD.CONSTRUCTION.COM/PRODUCTS/

fireglass.com


1-888-397-FIRE (3473)



**CHANGING
THE WAY THE
WORLD LOOKS
AT CONCRETE™**

r e i n v e n t i n g

Worldwide availability and support



c o n c r e t e

with color and texture



Concrete has long been one of the most versatile and cost-effective building materials available for enduring beauty. Today, the established advantages for durability, workability and sustainability are more important than ever. And now, concrete can be used in even more creative and environmentally sound ways for a full spectrum of construction projects.

Scofield is reinventing concrete coloring and cementitious resurfacing materials for use indoors and out. We are continuously improving performance by creating systems that bring more than color to concrete construction. We're engineering systems with controlled curing rates for extreme

weather conditions and compatible stain-resistant treatments to repel spills and harsh environmental conditions. We are supplying new, beautiful fast-track cementitious overlays and resurfacing materials that are suitable for imprinting to replicate any texture or pattern imaginable. Sometimes the final placement can look like anything but concrete.


Just as we have since 1915, we are pioneering new concrete systems for enhancing the built environment by coloring, texturing and improving performance in architectural concrete.



For project details and technical information, visit www.scofield.com/reinventingconcrete




1 800 800 9900 or www.scofield.com

© L. M. Scofield Company 2004 – All rights reserved. CHANGING THE WAY THE WORLD LOOKS AT CONCRETE, SCOFIELD, and  are trademarks of L. M. Scofield Company.

SD43590

CIRCLE 4 ON READER SERVICE CARD OR GO TO ARCHRECORD.CONSTRUCTION.COM/PRODUCTS/




bent beyond recognition

Glass as flexible and nimble as the creative mind? Sure!
But this is no ordinary glass—it's **Bentemp[®], another Oldcastle Glass[®] exclusive.** And the process of bending and tempering glass is merely the beginning. By employing the most technologically advanced fabrication processes, we silk-screen, laminate, heat-treat, insulate and even offer structural glass wall systems. We also make blast-resistant glazing systems and more. And these are just the beginning of **the most comprehensive collection of architectural glass products available anywhere.** For free information or to speak with an **experienced, architectural glass specialist,** call **1-866-653-2278** or visit the new **www.oldcastleglass.com**.




Oldcastle Glass[®]

Where glass becomes architecture[™]



The spectacular Glass Cylindrical Light Towers at the LAX Gateway, Los Angeles International Airport designed by Ted Tokio Tanaka Architects, Nadel Architects, Inc. Fabricated by Oldcastle Glass[®] in Bentemp[®].

You can already tell exactly what kind of house it's going to be.






The right windows and doors help bring your plans to life beautifully. Specify Marvin, and you're assured of complete design flexibility and better-performing windows and doors with superior aesthetics. That includes furniture-grade interiors, consistent sight lines and the tightest tolerances possible — along with countless design options, from cladding profiles to hardware choices. Call 1-800-236-9690 or visit marvin.com

MARVIN 
Windows and Doors

CIRCLE 6 ON READER SERVICE CARD OR GO
TO ARCHRECORD.CONSTRUCTION.COM/PRODUCTS/

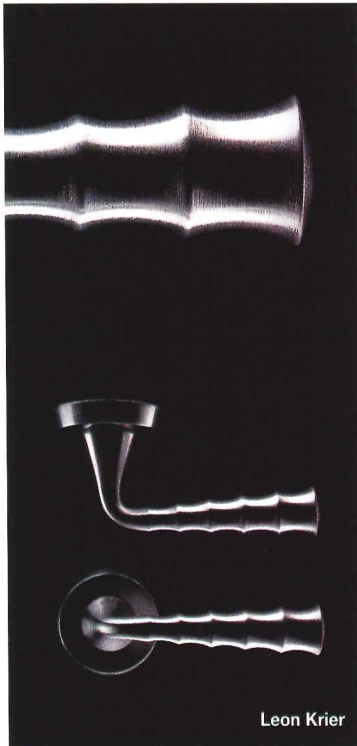


Maniglie
Accessori del mobile
Arredobagno



Valli&Valli

www.vallievalli.com




Leon Krier

Maniglie d'autore

- Eero Aarnio
- Ron Arad
- Gae Aulenti
- Mario Bellini
- Cini Boeri
- Achille Castiglioni
- Cerri & Associati
- David Chipperfield Architects
- Antonio Citterio
- Droog Design-Ronald Lewerissa
- D'Urbino-Lomazzi
- Foster and Partners
- Massimiliano e Doriana Fuksas
- Frank O. Gehry
- Michael Graves
- Gregotti Associati
- Hans Kollhoff
- Yoshimi Kono
- Leon Krier
- Chi Wing Lo
- Vico Magistretti
- Angelo Mangiarotti
- Richard Meier
- Renzo Mongiardino
- Jean Nouvel
- John Pawson
- Gustav Peichl
- Piano Design Workshop
- Andrée Putman
- Alan Ritchie-Philip Johnson Architects
- Aldo Rossi
- Sottsass Associati
- Taller Design Ricardo Bofill
- Matteo Thun
- Marco Zanuso



Fusital



Alan Ritchie-Philip Johnson Architects

Valli&Valli

Valli&Valli (U.S.A.) Inc.
 150 East 58th Street, 4th floor
 New York, NY 10155
 Tel. (212) 326 8811
 Fax (212) 326 8816
 Toll free: (877) 326 2565
sales@vallivalli-us.com

ARCHITECTURAL RECORD

03.2005

On the Cover: Guadalquivir River Promenade, by Juan Navarro Baldeweg. Photograph by Duccio Malagamba
Right: Jerez City Planning Offices, by Antonio Martínez García & Juan Luis Trillo de Leyva. Photograph by Duccio Malagamba



News

- 23 Architecture loses a father figure, Philip Johnson**
- 24 Jets unveil (another) new stadium design**

Departments

- 17 Editorial: Too Good to Lose**
- 19 Letters***
- 45 Dates & Events***
- 53 Archrecord2: For the emerging architect** by Randi Greenberg*
- 57 Snapshot: Ghost 6** by Beth Broome
- 243 Record House of the Month** by Clifford A. Pearson*

Features

- 62 Where Architecture is Urban Design** by James S. Russell, AIA
Bilbao and Barcelona demonstrate a new model for making cities.
- 68 The Spanish Import/Export Business** by Sam Lubell
As foreign architects flock to Spain, Spaniards explore abroad.

Projects


- 75 Introduction** by David Cohn*
- 78 Baluarte Auditorium and Hall, Pamplona** by James S. Russell, AIA*
Mangado and Associates
A dual-purpose program is handled with masterful simplicity.
- 84 Presidential Compound, Santiago de Compostela** by David Cohn*
Manuel Gallego Jorreto
Traditional materials and Modern design convey a democratic spirit.
- 86 Teatro El Musical, Valencia** by David Cohn*
Eduardo de Miguel
Unpretentious and refined, a once-derelict music hall is revived.
- 92 Nuevos Ministerios, Madrid** by Jorge Otero-Pailos*
Jesús Aparicio and Héctor Fernández Elorza
An exhibition space relates the contemporary to the historic.
- 96 Guadalquivir River Promenade, Cordoba** by Amanda Schachter*
Juan Navarro Baldeweg
Tracing the river edge, a park reorients and vitalizes a city.
- 102 Jerez City Planning Offices, Jerez** by Alexander Levi*
Antonio Martínez-García & Juan Luis Trillo de Leyva
A former convent with a checkered past gets a new life.
- 108 MUSAC, León** by David Cohn*
Mansilla + Tuñón
Rhomboid spaces are arranged, mosaiclike, to form an art museum.

Building Types Study 843

- 119 Introduction: Restoration** by Suzanne Stephens
- 122 Stone Barns Center, New York** by Suzanne Stephens*
Machado and Silvetti Associates and Asfour Guzy Architects
- 128 Pierson College, New Haven** by Sara Hart*
KieranTimberlake Associates
- 132 78 Derngate, England** by Hugh Pearman*
John McAslan + Partners
- 136 Hyde Park Bank, Chicago** by Blair Kamin*
Florian Architects

For additional restoration projects, go to Building Types Study at architecturalrecord.com.

Architectural Technology

- 147 Introduction** by Deborah Snoonian, P.E.
- 149 Giving Old Buildings a Reason to Live** 
by Nancy B. Solomon, AIA*
Architects balance realities of the past with needs of the present.
- 158 Rebuilding Ancient History** by Deborah Snoonian, P.E.*
Conservation experts document endangered sites in war-torn Iraq.
- 164 Zoom-in: National Library of Mexico** by Deborah Snoonian, P.E.*
- 167 Tech Briefs**
- 171 Tech Products**

Lighting

- 189 Introduction** by William Weathersby, Jr.
- 190 Chess Park** by Leanne French
Rios Clementi Hale Studios
- 196 The Galleria** by Alice Liao
Arup Lighting
- 204 Austin Convention Center** by Charles Linn, FAIA
James Carpenter Design Associates; Carpenter/Norris Consulting
- 209 Lighting Products** by Rita F. Catinella

Products

- 215 Preservation Products**
- 219 Product Briefs**
- 228 Product Literature**

224 Reader Service*

232 AIA/CES Self-Report Form*

* You can find these stories at www.architecturalrecord.com, including expanded coverage of Projects, Building Types Studies, and Web-only special features.



The AIA/ARCHITECTURAL RECORD

Continuing-Education Opportunity is "Giving Old Buildings a Reason to Live" (page 149).

This month at archrecord.construction.com

March 2005



Projects

This month we explore Spanish architecture. With these seven projects, all outside of the typical design scene and from lesser-known architects, discover how Spain has become an architectural powerhouse.

Daily Headlines

Get the latest scoop from the world of architecture.

Project: MUSAC - Museum of Contemporary Art of Castile and León, León; Photography: © Roland Halbe



Hyde Park Bank, Chicago
Photography: © Karant Associates

Building Type Study

All aspects of updating old buildings, from restoration and renovation to adaptive reuse, demand architectural creativity in shifting between the past and present.

Sponsored by



Chess Park, Glendale, California
Photography: © Tom Bonner


Lighting

In this quarterly section, illumination sparks the imagination from LEDs cloaking a retail mall to giant chess pieces aglow in a park.

Sponsored by



This month in Continuing Education



Unveiling The New MasterFormat™ 2004 Edition

After reading this article, you should have knowledge and awareness of the form and contents of MasterFormat™ 2004 Edition and how they differ from the previous edition of MasterFormat. You should also be aware of the benefits gained by stakeholders who use MasterFormat throughout the project life cycle. And you should know the tools and resources available to learn about MasterFormat™ 2004 Edition and help make the transition to the new edition. (Turn to page 175)

Sponsored by Building Systems Design, Inc., Ellison Bronze, HySecurity, National Gypsum, ThyssenKrupp Elevator

Receive CES Credits Online

This month: Bold invention overtakes steady progress as new concrete products create startling opportunities for architectural expression.

Sponsored by




connecting people_projects_products


Dodge
Sweets
Architectural Record
ENR
Regional Publications

Find us online at www.construction.com

The McGraw-Hill Companies



Wall Scaping



Turn your interiors into wildly expressive environments with C/S Acrovyn® Wall Panels. Our comprehensive collection of materials includes woods, metals and Acrovyn. Add to that, lots of colors, textures, finishes and our ability to do custom shapes, and there's almost no limit to what you can create. Call 1-888-621-3344 for more information or visit www.c-sgroup.com/wall.

C/S Acrovyn® Wall Panels

CIRCLE 8 ON READER SERVICE CARD OR GO TO ARCHRECORD.CONSTRUCTION.COM/PRODUCTS/



NOT THE ARCHITECT.

This is either brilliance getting in the way of practicality. Or the other way around. Unfortunately, it's the building that ultimately suffers most.

Imagine instead if everyone involved in the building process were in sync with one another. Yes, architects, engineers, owner-operators, and contractors all using information technology to share information instead of just graphics.

This is BIM from Bentley. It improves the way building professionals work and collaborate. The result, a better building because of the informed decisions made along the way.

BUILD AS ONE.


Attend an upcoming seminar to learn how you can improve your business. See examples from firms that build as one.

Visit www.bentley.com/bim or call 1-800-Bentley



CIRCLE 9 ON READER SERVICE CARD OR GO TO ARCHRECORD.CONSTRUCTION.COM/PRODUCTS

© 2004 Bentley Systems, Incorporated. Bentley, the "B" logo and Build As One are registered or unregistered trademarks or service marks of Bentley Systems, Inc.



Too Good to Lose

Editorial

By Robert Ivy, FAIA

Now what do we do? With the turn of a new year, Ed Feiner, boots and all, has left the General Services Administration. The fact that another public servant has left the world's most prodigious bureaucracy and joined the private sector would not normally set off alarms. However, Feiner made a tremendous difference. As chief architect for the nation's largest landlord, he oversaw the establishment of the Design Excellence Program, now in its 10th year, perhaps the most comprehensive and beneficial federal program for architecture since the New Deal.

What has Design Excellence accomplished? Its goals are lofty ones. The program represents a statement by government, backed up by investment, that design matters. At its core are principles articulated by the late Senator Daniel Patrick Moynihan, who saw our buildings and public spaces as collective expressions of our democracy. Clarity and a contemporaneous statement of public nobility were its hallmarks.

As constituted by the GSA, the program evolved from a structural framework, including a network of professional peers, into a procurement process and support system, all resulting in better federal buildings. Peers help the government choose designers, drawn from a shortlist, then critique designs, helping clients and architects through the nerve-racking process of commissioning a new building.

The results have been impressive. Would Long Island or Phoenix enjoy the stunning courthouses that Richard Meier designed without Design Excellence? Probably not. With a few exceptions, the list of other well-designed courthouses alone that have emerged from the program is long and the design quality high, from Portland's iconic high-rise by Kohn Pedersen Fox to Boston's glazed, bayside sweep by Pei Cobb Freed.

Design Excellence has taken risks, encouraging the development of the nation's first (largely) unair-conditioned federal office building, designed by Thom Mayne of Morphosis, now under construction in San Francisco. Reaching outside the comfort zone, GSA has been tackling the thorniest of problems: what to do with the immense stock of ugly, thermally leaky 1950s and '60s buildings crowding its inventory. The horizon for such improvements seems limitless. Sustainability, security, urban fit—all lie within the program's expanding purview.

Part of the Design Excellence Program remains largely invisible. Professional peers can be called in to help on an ad hoc basis, as they were for the Orlando courthouse. When that project became contentious, landing on the cover


of *Architecture* magazine, the GSA summoned peer reinforcement. The resulting dialogue between the local federal judges, the GSA, and the peer group may have helped get the proceedings back on course, if for no other reason than as an expression of concerned support. (In full disclosure, this editor/architect served as a peer in the proceedings.)

We mustn't exaggerate. Ed Feiner didn't run Design Excellence alone. Feiner enjoyed a professional partnership with Marilyn Farley, the program's eventual director, who guarded the consistent quality of everything emerging from the office, including a superb series of publications. Regrettably, she too is retiring. Regional offices of the GSA carried out the day-to-day workings of individual projects.

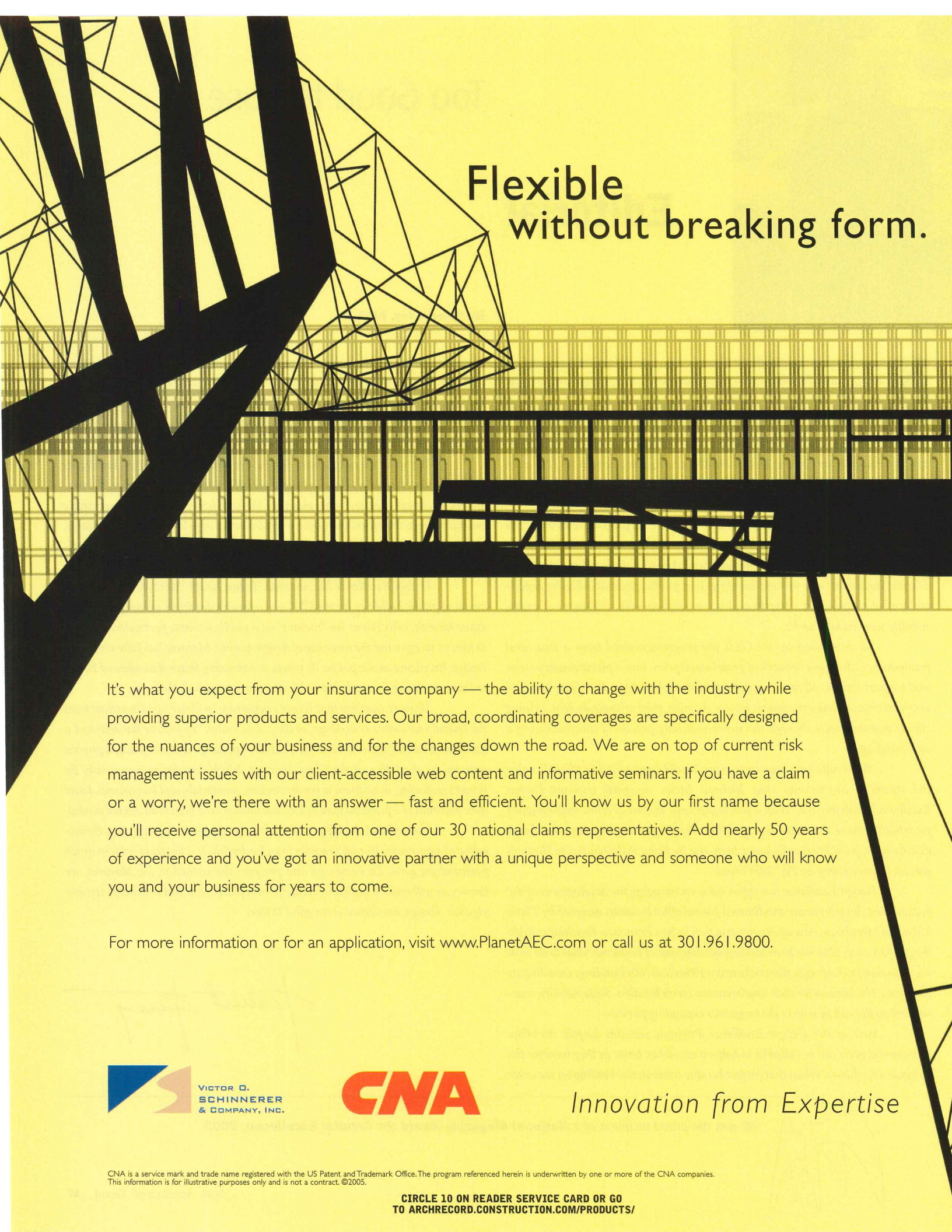
Design Excellence has not died. Today, Joseph Moravec, the commissioner of public buildings for the GSA and a former developer of commercial real estate himself, calls Feiner his "mentor" as a public servant, particularly helpful to him in recognizing the meaning of design quality. Moravec has fully embraced Design Excellence and espouses its tenets, a stabilizing factor that allowed Feiner to leave, knowing that enlightened leadership remains at the helm.

Moravec cautions that Feiner's departure "will not signal a retreat from the federal commitment to design in the public realm." In fact, he has initiated a search for a leading figure to head the \$10 billion in design and construction projects overseen by the Office of the Chief Architect. Much remains to accomplish. By Feiner's reckoning, in addition to border stations, memorials, and laboratories, fewer than one third of a proposed total of 150 courthouses have been built. All are needed.

Institutional change provokes anxiety, not least when a strong, Bronx-inflected personality like Ed's recedes from leadership of a program with so much potential for good. Ed Feiner, go and prosper: You earned it. Joe Moravec, we know you will make a judicious choice for a replacement. But architects, remain vigilant. Design Excellence is too good to lose.



AR was the proud recipient of a **National Magazine Award for General Excellence, 2003**



Flexible without breaking form.

It's what you expect from your insurance company — the ability to change with the industry while providing superior products and services. Our broad, coordinating coverages are specifically designed for the nuances of your business and for the changes down the road. We are on top of current risk management issues with our client-accessible web content and informative seminars. If you have a claim or a worry, we're there with an answer — fast and efficient. You'll know us by our first name because you'll receive personal attention from one of our 30 national claims representatives. Add nearly 50 years of experience and you've got an innovative partner with a unique perspective and someone who will know you and your business for years to come.

For more information or for an application, visit www.PlanetAEC.com or call us at 301.961.9800.



Innovation from Expertise

CNA is a service mark and trade name registered with the US Patent and Trademark Office. The program referenced herein is underwritten by one or more of the CNA companies. This information is for illustrative purposes only and is not a contract. ©2005.

**CIRCLE 10 ON READER SERVICE CARD OR GO
TO ARCHRECORD.CONSTRUCTION.COM/PRODUCTS/**

Letters

Lothian folly?

Before your scribe left the subject of Enric Miralles's Mannerist composition [Scottish Parliament, February 2005, page 98], perhaps at least a single paragraph on societal responsibility would have been in order. Although there is some puffing about "deflated dollars," it appears from his account that the building cost is generously north of \$2,000 a square foot. In time, the structure may come to be regarded as the Sagrada Familia of the Lothian plane; a new age of Periclean governance may issue forth from the Midlands. However, it is also fair to speculate that had Miralles been even a wee bit serious in thinking about economy, a striking building might have been contrived for, say, half what was spent. The difference

could have been apportioned to dozens of talented design firms of all stripes in Scotland, England, Wales, and Ireland. In turn, they could have set to work building schools, health clinics, or assisting the National Trust for Scotland. This, I suggest, would have been an eminently more satisfying accounting of "how we carry ourselves" than the blatant nest-feathering so recently concluded in Edinburgh.
*James McQuiston, AIA
Indianapolis*

Two more cents

A decade or so ago, I was railing against the Prince of Wales for his supposedly backward views on "avant garde" architecture. Now I think he may have been onto something.

What a hideously ugly building the Scottish Parliament is. What a monument to vanity, artistic indulgence, and exhibitionism. With its forced egalitarianism and fetishistic use of building materials, this structure represents a hopelessly confused view of the world, built on tribal grievances, presumed past oppression, and paganism.
*James McCown
Somerville, Mass.*

Tsunami response

I am writing to thank you for your editorial on the tsunami [February 2005, page 17]. Your comments on the importance of longer-range design and planning assistance were expressive of how many of us feel. At Morgan State University's Institute of Architecture and

Planning, I have redirected the efforts of my spring graduate architecture design studio to ask students to program and design a new hybrid building type, a resort hotel/community center.

This hybrid building type is intended as an economic-recovery keystone with specific social support links to the community. Possible inclusions are space for sustainable incubator businesses and vocational development. I am hoping the process of conceptualizing this building will open our minds to larger questions about society, tourism, ecology, social response, and design.
*Ruth Connell, AIA
Associate Professor
Graduate Program in Architecture
Morgan State University
Baltimore*



Give your light new direction.

Let our new series of recessed architectural products light the way. Their compact design blends into virtually any installation. Each faceplate is machined from solid copper-free aluminum, brass, or stainless steel billet to provide decades of performance under tough, outdoor conditions. Two housing styles allow for installation in new construction or retrofit projects.

Featuring precision-milled, louver designs available in round or rectangular patterns, with 0 or 30 degree cutoff angles to direct light precisely where you need it. Even the lamp adjusts behind the faceplate to optimize its distribution to your requirements. Choose from round, square or rectangular faceplates in more than 200 finishes.

 **B-K LIGHTING**
Quality to Last a Lifetime™

559.438.5800 • www.bklighting.com

Letters

The architect's softer side

Peter Eisenman got pretty roughed up in your interview of Jim Cutler [February 2005, page 72]. We know Eisenman to only be warm and fuzzy. To see that side of him, we recommend you check out the on-line video *Being Eisenman*, a personal portrait of Peter featuring nine of his well-known friends. This 21-minute video, which Fly on the Wall produced for his 50th reunion last June at Cornell Architecture, is being hosted by Cornell University at the Web site <http://ifup.cit.cornell.edu/eisenman/>.

You might find it interesting, as is Peter.

*Phil Handler, AIA Emeritus
Fly on the Wall Productions
West Hartford, Conn.*

Welcome to the third dimension

In your February interview with Jim Cutler, Mr. Cutler noted his prefer-

ence for drawing freehand and his dislike for CAD, which highlights something of an irony: that the architect for perhaps the world's most important advocate of technology (Bill Gates) isn't aware of the importance of technology in the building industry and how it is transforming the role of the architect. Cutler states that the two-dimensional nature of AutoCAD prevents his staff from being able to see in three dimensions and, as a result, "There's a dimension they miss, and things don't fit."

Contrary to Mr. Cutler's views, technology is enhancing the design process. We have observed architects worldwide benefiting from that same three-dimensional insight that Mr. Cutler values so highly. Innovations such as the latest generation of building information modeling tools are opening new opportunities for insight and are

providing architects with the ability to define the "third dimension" of design depiction and use that knowledge to accelerate the design process and their role in it. Many in the industry have yet to take advantage of these tools, but technology is inevitably being integrated into design activity and continuing to have a profound impact on our profession.

*Phillip G. Bernstein, FAIA
Vice President, Building Solutions
Autodesk*

Modern hazards

I read Suzanne Stephens's article on the new Museum of Modern Art [January 2005, page 94] very carefully. She covered all the issues with subtlety and grace. Clearly, the Modern made the right choice in selecting Yoshio Taniguchi. The museum is beautifully organized and embodies the calm that we expect from traditional Modernism. At the same time, however, the issues of craft and construction quality remain, as does the issue of relent-

less flat white paint and the almost terrifying atrium: Don't lean against the glass railing!

*Peter A. Gisolfi, AIA, ASLA
Hastings on Hudson, N.Y.*

Clarifications:

February 2005's Record News [page 23] noted that Sorg & Associates were the recipients of the AIA Honor Award in Regional and Urban Design for their Cady's Alley project. Credit should also be given to Frank Schlesinger Associates Architects, McInturff Architects, Martinez & Johnson Architecture, Shalom Baranes Associates Architects, and the Fitch Studio, Landscape Architect. Due to space constraints, not all recipients of the National Design Awards presented by the Smithsonian's Cooper-Hewitt National Design Museum could be included in RECORD's coverage [News, December 2004, page 28]. William McDonough, FAIA, was also among the recipients.

Write to rivy@mcgraw-hill.com.



©2005 Unico, Inc.

UNICO FITSTM YOUR VISION

YOU SEE OPEN SPACES, CURVED WALLS, REMARKABLY TWISTED STAIRCASES, AND UNIQUE MATERIALS FOR YOUR CUSTOM HOME. YOUR ARCHITECT RELISHES IT, ESPECIALLY THE FACT THAT HE DIDN'T HAVE TO DESIGN AROUND THE HVAC SYSTEM BECAUSE YOU CHOSE UNICO. WE LIVE FOR YOUR VISION. IF YOU CAN PLAN IT, WE CAN HEAT AND COOL IT. BEAUTIFULLY.

BY THE WAY, HAVE YOU SPOTTED OUR OUTLETS IN THE PICTURE YET?

CALL 800 527 0896

VISIT WWW.UNICOSYSTEM.COM

The Unico System[®]

Mini-Duct Central Heating & Air Conditioning



Water is Precious

Water is the most valuable resource in our world.

Water Conservation is fast becoming a global challenge.

How do we accept the challenge?

Since 1906, Sloan has provided reliable, cost-effective solutions to delivering water. We believe you share our commitment to water conservation.

Sloan's **Water Conservation Division** and LEED®-applicable products can help you achieve your sustainability objectives.

Let Sloan's **Water Conservation Division** be your partner.

Water Conservation is not just our mission.

It is our promise.



SLOAN®


Call 800-9-VALVE-9 (800-982-5839) ext. 5609
www.sloanvalve.com

In China:

Sloan Valve Water Technologies (Suzhou) Co. Ltd., Suzhou New District, China
www.sloan.com.cn

CIRCLE 13 ON READER SERVICE CARD OR GO TO ARCHRECORD.CONSTRUCTION.COM/PRODUCTS/

Water-saving manual and electronic Flushometers



Waterfree urinals



Water-saving electronic faucets



Water-saving pressure-assist water closets




Water-saving showerheads



**You used to have
two choices when
it came to quality
urethane millwork.
Now you have
over 6,000.**

 **Style Solutions**
Incorporated and **FYPON**
AMERICA'S FIRST CHOICE

For years, there were two names in urethane millwork. But now that Style Solutions® has acquired Fypon®, there's only one name you need to know for more choices than you've ever had before. The new Fypon® offers more than 6,000 urethane millwork and trim products, each crafted with unsurpassed attention to detail and quality from piece to piece. And we'll be adding new products that meet the needs of our customers. Of course, all this would mean nothing without industry-leading five-day lead times, excellent custom capabilities and unbeatable customer service. All brought together so we can offer you the one thing you've always wanted in a millwork provider—everything. **800.446.3040**



are now
FYPON®

FYAR0205T3

CIRCLE 14 ON READER SERVICE CARD OR GO
TO ARCHRECORD.CONSTRUCTION.COM/PRODUCTS/

- p.24 Jets unveil (another) new stadium design
- p.26 AIA Awards season continues
- p.28 Hadid headlines list of new London work
- p.34 Special preservation report

Architecture loses a father figure, Philip Johnson

Architect Philip Johnson, FAIA, regarded as a pioneer and master of the International Style, died on January 25, at age 98. Through his buildings, exhibitions, scholarship, and cultural persuasion, Johnson became one of the most influential designers of the 20th century. His curiosity, enthusiasm, and stewardship also inspired a generation of architects. He retired only last fall, after more than 60 years of practice.



Johnson, who was born in Cleveland in 1906, won the AIA Gold Medal in 1978 and was awarded the very first Pritzker Prize in 1979. Among his many prominent projects are the Glass House (1949) in New Canaan, Connecticut, a clear cube praised for its elegance and simplicity; the eloquently quiet Abby Aldrich Sculpture Garden at the Museum of Modern Art (MoMA) (1953) in New York City (along with additions to the MoMA building in 1951 and 1964); the pristine yet geometrically complex Penzoil Place tower (1976) in Houston; and New York's AT&T Building (1984, now called the Sony Building), with its controversial Chippendale top.

In 1932 he helped organize a MoMA show called *Modern Architecture*, which served to imprint the style into the American consciousness. His accompanying book, *The International Style*, written with architectural historian Henry-Russell Hitchcock, outlined the austere principles of that movement. Johnson became director of MoMA's new architecture department in 1932, continuing there on

and off for more than 20 years.

He studied architecture under Marcel Breuer and Walter Gropius at Harvard, and was greatly influenced by Ludwig Mies van der Rohe. Gradually, Johnson's commitment to the simple forms of early


Modernism began to change, and he explored new formal directions. He delved into Postmodernism, and later cocurated the 1988 MoMA show *Deconstructivist Architecture*. His Gate

House in New Canaan (1995) contorts form in ways that would seem unimaginable early in his career.

Certainly not all of his buildings were praised, but all, notes Robert Stern, FAIA, had a vision. "If you take risks, you can sometimes fall on your face; but without risks there is little reward," he says. Douglas L. Steidl, FAIA, president of the AIA, has stated, "He shaped each design anew in response to the dreams of his clients, the cultural influences of the time, and the intrinsic qualities of the site. He was a visionary architect who did not play by the rules; he made them."

Johnson was also a mentor, and the unofficial leader of various elite aesthetic circles. "We used to call him the 'Godfather,' because he was not only concerned with his own practice, but he was also concerned with the next generation," notes Peter Eisenman, FAIA, who says he went to Johnson for his "blessing" before starting his own firm. "He was a center around which we all revolved," adds Stern. "We wanted to please him and interest him."

Johnson's life was not without



The Glass House (top) is perhaps Johnson's most celebrated work. His collaboration with Mies on the Seagram Building (right) marked a pinnacle of the International Style. More experimental forms include the New York State Pavilion (above).



controversy. He spent years trying to distance himself from an early fascination with Hitler and connected strains of authoritarianism, radical populism, and anti-Semitism. Many never forgave him, although Eisenman, who is Jewish, notes, "There are many people, like Philip, who realized that they were wrong, and have more than made up for it."

Johnson's firm, Philip Johnson Alan Ritchie, will continue to operate under Mr. Ritchie, who summed up the feelings of many: "Philip's intellect,

presence, and enormous talent will be missed by all of us who knew him." Johnson is survived by his sister, Jeannette Dempsey, and by David Whitney, his companion for more than 40 years. *Sam Lubell*

New York Jets unveil smaller, quieter stadium. But its future remains in doubt.

If the people don't like it, shrink it. Then hide it.

So seems a major rationale behind the redesign unveiled on February 3 for the New York Sports and Convention Center, a.k.a. the New York Jets Stadium, which may or may not sit on the Far West Side of Manhattan as the centerpiece of the city's new Hudson Yards district.

The new plan, unveiled by Jets president Jay Cross and Kohn Pedersen Fox principal Bill Pedersen, is both smaller and quieter than the previous iteration—a nod to complaints about grandiosity and lack of urban integration.

The new facade is dominated by a semitransparent glass “veil,” which

cloaks the stadium, emphasizing lightness, say its designers, by “hovering” over the lower portions of the exterior, never touching the ground. The design, “very quiet on the sky, and much more intense at the street level,” says Pedersen, is meant to reflect the complexity and scale of the neighborhood's future instead of recalling the harbor's industrial past. A retail complex is also planned for the eastern side of the project.

At 190 feet, the new design is almost 40 percent shorter than the originally projected 306 feet, lacking the old plan's proposed wind turbines (the Jets say wind energy for the project will now be harvested upstate). A massive LCD screen on



The new design for the stadium is draped by a glass “veil” (above) with an LCD screen on its lower levels.

the east facade, designed by Bruce Mao Design, helps emphasize the horizontality of the building, drawing attention to the lower four or five stories instead of the entire facade.

The stadium's fate is extremely unsettled, since the New York Metropolitan Transportation Agency, which owns the land, was at press time taking bids for the site, and the city and state were grappling over it.

Many community critics remain

unswayed by the new plans, still complaining about the project's size, its blocking of the waterfront, its lack of substantial economic benefit, and the disruptions it will bring to the neighborhood.

“They can clad it in whatever they want, it's not going to mask the fact that it's a stadium,” says local architect and activist Meta Brunzema. “I don't think anyone's opinion will be affected by this new design.” S.L.



New York City approves Hudson Yards zoning

On January 19, the New York City Council approved the rezoning of much of the city's Far West Side, clearing the way for an unprecedented and long-anticipated new neighborhood in Manhattan: Hudson Yards.

Focused around a former city rail yard, the development (rendering, above) will be located on a roughly 40-square-block area bound by 42nd and 30th Streets, and 8th and 11th Avenues. Office space—24 million square feet, concentrated to the south and northwest—will dominate, intended to lure businesses that have been moving to New Jersey, Connecticut, and the suburbs. “It's a key to the financial well-being of the city,” notes New York Department of City Planning spokesperson Rachaele Raynoff. The site will also contain housing (12.6 million square feet) and open space (20 acres, most on a north-west axis between 10th and 11th Avenues), creating what the city hopes will be a thriving, 24-hour community. A westward extension of the #7 subway is also planned, and the zoning takes into account an expanded Javits Center [RECORD, August 2004, page 30] and is expected to allow for a new stadium, if it is approved. The stadium's possible location is now zoned for manufacturing.

While the proposal was a resounding success in the council, some design

experts and community members have questioned elements like the project's scale and lack of access to the waterfront. Rob Lane, director of the Design Program at the Regional Plan Association (RPA), fears an inhospitable “wall of looming skyscrapers,” referring chiefly to a line of tall office buildings planned near the river. Lane adds that the scheme does not call for enough residential development, overestimates office demand, lacks sufficient public space, and concentrates development too far west from the existing business district.

City planning officials contend that commercial zoning can be changed if office demand doesn't materialize, and say developing farther east would involve excessive displacement. Raymond Gastil, the new Manhattan office director of city planning, acknowledges view blockages to the west and ambitious building scales (Floor Area Ratios reach 24), but notes that significant park and sidewalk space and careful building placement will mitigate the intimidation factor. Good design, he adds, will help improve the situation. “This is an opportunity for architectural quality and creativity,” he says.

As for the district's proposed centerpiece—the stadium—the RPA proposes replacing it with a mixed-use development, linked via green-space to the waterfront (rendering, right), citing greater financial rewards for the city and increased waterfront access. Meanwhile, a team of planners at the Steven Newman Real Estate Institute at City University's Baruch College has suggested moving the Javits to a spot over the Hudson rail yards at 9th Avenue, facilitated by a “land bridge,” or decking, similar to what the city is planning to build under the proposed stadium. City planning officials dismiss both plans as financially, practically, and politically unrealistic. S.L.



Era[®] Luminaire

An element of the Era[®] Collection

2 Sizes

Vertical or Horizontal Lamp

4 Light Distributions

70 - 400 Watt



KIM LIGHTING

16555 East Gale Avenue
City of Industry, CA 91745
626/968-5666

www.kimlighting.com



Hubbell
Lighting, Inc.

Made in America



CIRCLE 15 ON READER SERVICE CARD OR GO
TO ARCHRECORD.CONSTRUCTION.COM/PRODUCTS/

Pathways® Architectural Solutions. Intelligent, sustainable, affordable.

It's a fact: Construction and demolition wastes comprise about 40% of the total solid waste stream in the U.S. But until now, it's been difficult to create aesthetically pleasing, economical spaces without drywall and fixed construction elements. Finally, there's an alternative you and your clients will love: Pathways Architectural Solutions, a complete portfolio of walls, floors and wiring designed to work together. Here are the kind of results you can expect from this flexible interior solution, compared to traditional construction:

- Breakeven within 24 months
- 100% reusable — no landfill waste
- 30% less time for initial build-out
- 50% faster reconfiguration
- Pathways Access Floor, with under-floor air, can cut HVAC energy costs 30%
- Up to 70% faster installation of Pathways Modular Power and Zone Cabling
- Pathways Privacy Wall provides acoustics superior to drywall
- Lighting solutions from Lightolier® can produce energy savings of over 50%

To learn more about a smarter way to build for the future, visit us at steelcase.com/products/architectural_solutions.

Steelcase®

© 2004 Steelcase Inc.

Record News

Awards season: AIA hands out more prizes

Following the bestowal of the AIA Gold Medal, Firm Award, and Honor Awards, other recent tributes from the American Institute of Architects include:

The 2005 American Institute of Architects' Young Architects Award

This award honors individuals who have made significant contributions to the profession early in their careers.

F. Michael Ayles, AIA, Stratford, Connecticut; Jeffrey DeGregorio, AIA, Boston; Miguel Rivera, AIA, Austin, Texas; Rick Harlan Schneider, AIA, Washington, D.C.; Eric Strain, AIA, Las Vegas

The 2005 AIA Thomas Jefferson Awards

This award recognizes excellence in architectural advocacy and achievement.

Public Officials: Charles H. Atherton, FAIA,

Washington, D.C.; Private-Sector Architects: Carol Ross Barney, FAIA, Chicago; Public-Sector Architects: Diane Georgopoulos, AIA, Boston

The 2005 Institute Honors for Collaborative Achievement

This award recognizes the achievements of those who have had a beneficial influence on the architectural profession.

ArchVoices, Albany, California; Randall Arendt, Narragansett, Rhode Island; John James, New South Wales, Australia; Barbara A. Nadel, FAIA, New York City; Schoolyards to Skylines, Chicago

ACSA/AIA Topaz Medallion

This award honors an individual who has made outstanding contributions to architectural education for at least 10 years.

Edward Allen, FAIA

The Gates: A titanic engineering feat

If you were sleeping under a rock, you may not have heard of Christo and Jeanne-Claude's *The Gates*, an art installation that took place from February 12 through February 28 in New York City's Central Park. It featured thousands of saffron-colored cloth gates mounted along the park's pathways, making the park part of an extraordinary public sculpture. Here are the big numbers behind the ambitious project:

7,500 gates, 16 feet high, varying from 5 feet 6 inches to 18 feet, along **23** miles of footpaths
5,290 tons of steel (10,580,000 pounds)
315,491 linear feet (60 miles) of vinyl tube
15,000 cast-aluminum corner reinforcements



15,000 base anchor sleeves
15,000 steel leveling plates
165,000 bolts and self-locking nuts
116,389 miles of nylon thread woven into
1,067,330 square feet of fabric
46 miles of hems S.L.



The biggest difference between your office and this one?
You can change this one without a sledgehammer.

Pathways® Architectural Solutions
Walls, floors and wiring that are moveable, sustainable, economical.
Truly, the smarter way to build for the future.
800.333.9939 www.steelcase.com

Steelcase®

Do what you do better.™

Record News


Hadid's work leads list of new London projects

In January, London Olympic officials chose an aquatic center design by Zaha Hadid for the city's planned 2012 Olympic bid. The 20,000-seat venue, which will be built regardless of whether London takes the games (decisions will be made by the International Olympic Committee this summer), includes a dramatic, S-shaped roof, inspired, say officials, by the flow of water near the building's riverside location.

"The design gives a taste of just what we can offer and makes London's bid to host the games even more compelling," says the city's Mayor Ken Livingstone, who prompted the design process through the London Development Agency. The space will include two 50-meter swimming pools and a competition diving pool. It is the centerpiece of a 500-acre site that is expected to rejuvenate the distressed surrounding area of Stratford, in east London.

Hadid was chosen earlier last month to design the new home of the Architecture Foundation in London. Her design features an angular, solid concrete ribbon wrapped around a full-height glazed central space. The plan, whose permeability stresses the institution's public openness, will be located next to the Tate Modern in Southwark and will be the architect's first completed London work.

Other new local projects include recently unveiled changes to Exhibition Road, near the



Interior of Hadid's Aquatic Center (top), and her planned London Architecture Foundation (above).

Victoria & Albert Museum, by the firm Dixon Jones, which will transform the fairly neglected street with new plantings, benches, fountains, sculptures, and lighting. Meanwhile, Swiss-based Herzog & de Meuron, which completed the Tate Modern 10 years ago, was selected on January 27 to design a major expansion of the facility. *Lucy Bullivant and S.L.*

Sri Lanka's "100 Meter Rule" raises concerns

In the aftermath of the December 26 tsunami in southeast Asia, the Sri Lankan government has banned constructing or repairing buildings within 100 meters (about 328 feet) of the shoreline, sparking complaints from civic organizations and citizens. The government promises that the estimated 750,000 citizens displaced by the tsunami will be given temporary homes within six months. Sri Lanka's President Chandrika Bandaranaike Kumaratunga announced a plan on January 19 to build 15 new townships located several miles away from beaches across the island, though details have not been released.

"Many leaders are opposed to the 100-meter restriction," says Kumar Rupesinghe, the chairman of the Foundation for Co-existence, at a press conference on January 20. The nonprofit organization promotes transparency and conflict resolution in Sri Lanka. The new policy requires those still residing within 100 meters of the coast to move, and police have been ordered to remove citizens who do not comply. But with enforcement lax and tents and relief camps still in short supply, many residents have ignored the policy and continue to occupy houses and temporary shelters within 100 meters of the beach.

"The government says to stay 100 meters away from the water, but they have not told us where else to go," says Imthiyas Careem, a resident of Hambantota, a district in southern Sri Lanka where more than 4,000 people died. Careem, along with hundreds of others, continues to stay at a relief camp that has been set up near a damaged mosque. Niranjan de Soysa, spokesperson for Sri Lanka's National Center of Operations, is wary of the efforts to move residents. "We will try our hardest, but I personally don't believe it is possible. There's just not enough time." *Jen Lin-Liu*

BOYD

BOYD LIGHTING
415.778.4300
BOYDLIGHTING.COM



Why is this house and its beautiful windows upside-down? And where's the headline on this ad? By the way, do you know how to make a "Mary Got Hit by a Chicken Truck?" Well, you will.

Because we're dropping the recipe right here in the middle of the copy.

MARY GOT HIT BY A CHICKEN TRUCK

10 oz. tomato juice

1 oz. pepper vodka (optional)

1 tsp. horseradish

dash of hot sauce

pinch of salt

fresh ground pepper

There. That's what we call freedom. Upside-down windows. No headline. Mary Got Hit by a Chicken Truck.

Freedom. It's our mantra. And that's why we offer fifty standard colors, nine wood species, and twelve interior finishes. Not to mention our new VisionGuard™ jobsite protective film.

You like the freedom? We think you will.

EagleWindow.com 1-888-74-EAGLE



CIRCLE 19 ON READER SERVICE CARD OR GO TO ARCHRECORD.CONSTRUCTION.COM/PRODUCTS/

THE ULTIMATE TILE & STONE EXPERIENCE


"The presentation and look of Coverings far exceeds anything I've ever seen at previous shows. The show is fresh, new and fantastic."

Don Halvorson
Forensic Tile Consultants, San Diego, CA

Only Coverings offers an **unbelievable showcase** of the world's finest materials plus the technical education to fuel design inspiration.

Come shop the largest tile and stone showroom in the Americas. Attending Coverings is the fastest, **most productive way** to see the latest trends and source the styles that will thrill your customers.

Don't miss this opportunity to attend the Ultimate Tile & Stone Experience. Register online at www.coverings.com today!



WWW.COVERINGS.COM

CIRCLE 20 ON READER SERVICE CARD OR GO TO ARCHRECORD.CONSTRUCTION.COM/PRODUCTS/

Record News

Local architects question Foster's Hong Kong project

Controversy over the \$5 billion West Kowloon Cultural Complex in Hong Kong, which was commissioned from Norman Foster back in 1999, has been heating up since the project's 16-week public review began in December.

Foster's proposal, situated on a peninsula jutting into Victoria Harbor, calls for a 390-foot-high glass roof, resembling, says his office, a "dragon," and covering several museums, concert halls, and theaters, and a school for the arts. The rest of the site would include office, retail, residential, and community facilities. According to Foster's office, all will be "sheltered and unified under a sinuous flowing canopy, which will create a benign microclimate."

While the government has justified the cost by branding it the new cultural icon for Hong Kong, critics have raised concerns about the roof, which covers at least 55 percent of the 100-acre site and is estimated to cost more than \$500 million. They also wonder whether the project should be divided into smaller parcels and built incrementally. "Great cities are made up of neighborhoods that evolved over time—the richness, texture, and diversity



The roof will cover over 50 acres and cost over \$500 million.

essential to cities do not develop overnight," says Peter Basmajian, AIA, an architect based in Hong Kong. "This could turn out to be just another super mall." In recent days, the Hong Kong Institute of Architects has released a similar statement.

The government plans to bid the project to a developer in a "single package deal" where winner takes all. Critics have cited what they call a lack of transparency on financial proposals by the three finalist developers. As Christine Loh, C.E.O. of Civic Exchange, an independent think tank in Hong Kong, has observed, "The public is in fact the ultimate financier. So why can't the public know financial arrangements?" Shirley Chang



Queens Museum drops Eric Owen Moss from renovation

Three years after selecting Eric Owen Moss to renovate its Flushing Meadows-Corona Park building, the Queens Museum of Art is going back to the drawing board. The former New York pavilion for the 1939 and 1964 World's Fairs, the museum includes Robert Moses's famous panoramic scale model of the city. Moss's scheme, featuring a dramatic drape of his signature rippling glass over a new atrium and earthworks (rendering, above), was the December 2001 winner of the first national design competition held by the New York City Department of Design and Construction (DDC).


Current museum executive director Tom Finkelpearl notes, "We liked the basic design idea, the open gesture," but after several redesigns addressing issues of circulation, the treatment of the Grand Central Parkway-facing rear facade,

and a tightened \$27 million budget, "It wasn't jelling from a practical perspective."

"It was a classic case of new people coming in and wanting to own the project," says Moss. "I always felt an allegiance to the project, the [competition] jury, sustaining the process. They decided to turn their back on all that and go to a back room."

The museum and the DDC have stated that they expect to choose a new designer soon from a shortlist of mostly local firms, including Fox & Fowle, Polshek Partnership, SOM, Arquitectonica, 1100 Architects, Gluckman Mayner, Grimshaw Architects, and Rafael Viñoly, who have standing contracts with New York City under the DDC's Design Excellence Program. "We're not giving up on good design," says Finkelpearl. "These are architects who have done business with the city and know how to do it." Thomas de Monchaux


Sure, you overcome puzzling design problems.



But if your woodwork project isn't AWI Quality Certified, how can you be sure the pieces fit together?

tion requires assurance it won't fall to pieces. So when you specify the woodwork portion of your next project, make sure it is Quality Certified, **ensuring compliance with the AWI Quality Standards**. And if things become jumbled, you get complete support and satisfaction. Call **800-449-8811**, or visit **www.awinet.org**, to register your woodwork project and receive a Project Number to include on contract documents. For the design professional and project owner, AWI's Quality Certification Program gets you squared away.

Fitting a square peg into a round hole is part of a designer's job. But sometimes a solu-



The Quality Certification Program is administered by the Architectural Woodwork Institute. **AWI** ARCHITECTURAL WOODWORK INSTITUTE

CIRCLE 21 ON READER SERVICE CARD OR GO TO ARCHRECORD.CONSTRUCTION.COM/PRODUCTS/

Record News

Gehry and Hardy unveil new Brooklyn theater

After years of producing wildly curvaceous buildings, Frank Gehry, FAIA, appears ready to use—at least for a while—straight lines.

On February 3, Gehry and Hugh Hardy, FAIA, of H3 Hardy Collaboration, unveiled their new \$35.8 million Theater for a New Audience in downtown Brooklyn, a 299-seat flexible theater that will essentially be a box clad in large, stainless-steel shingles and angled planes of glass.

The theater company, which specializes in Shakespeare and the classics, wanted to utilize the cube shape to maximize simplicity and intimacy and, says Hardy, to replicate the courtyards where Elizabethan theater was performed. He adds that the rectilinear shape—a sharp separ-

ture from much of Gehry's recent work—helped draw the architect to the project.

"It became a challenge for both of us," Hardy says. "What do you do to a box to make it interesting?" For starters, the 58-foot-tall building's front facade will feature a massive curtain wall revealing a bright, lively interior; its side-placed, patterned stainless-steel shingles will glimmer in the sun; and undulating metal flourishes, also on the sides, will identify administrative spaces.

Inside, the theater will contain three levels of reconfigurable seating. It will also contain a 50-seat rehearsal/performance space, a café, a roof garden, and the administrative offices.

The design is part of a new Brooklyn Academy of Music (BAM) Cultural District that includes a future performing arts branch of the Brooklyn Public Library (at right in photo, left), designed by Enrique Norten; a recently completed renovation of a former state office building into affordable office space (mostly for arts organizations); and a future cultural facility (proposals from cultural organizations were due on February 7). Norten and Hardy will collaborate on a 38-foot-wide public space separating their two buildings. The theater will receive \$6.2 million in city support through the BAM Local Development Corporation. S.L.



The theater's glass facade will reveal a lively interior.

Too much scrutiny of Gehry's glitches?

The year's first major snowfall brought attention to Frank Gehry's sinuous BP Bridge at Chicago's new Millennium Park. City officials closed the 925-foot span for several days in January before carefully clearing a path. Shoveling is possible along the bridge, but the Brazilian hardwood surface requires delicacy. Salting is not an option, due to the bridge's stainless-steel sides.

The broad acclaim for Gehry's distinctive designs seems to bring equal scrutiny for every minor glitch. The Guggenheim Bilbao was cited for exterior staining, MIT's Stata Center reported leaks, Los Angeles's Walt Disney Concert Hall's metallic sheathing has produced excessive glare [RECORD, January 2005, page 30], and the Peter B. Lewis Building at Case Western Reserve in Cleveland showed an early tendency to shed ice. "It's the rare and probably nonexistent building that doesn't need to be 'tuned' once built," states Donna Robertson, dean of architecture at Chicago's Illinois Institute of

Technology, who has worked with Rem Koolhaas and Helmut Jahn on new buildings. She says she is still dealing with maintenance issues for Mies van der Rohe's Crown Hall (see page 38).

Gehry partner Jim Glymph notes, "Many of our projects are high profile and are therefore exposed to a higher level of scrutiny." Each of the cited examples has received a level of resolution. At Bilbao, construction dirt (reports of staining were false) was cleaned. Stata's leaking has stopped since completion. Disney's glare should be solved with sandblasting. Meanwhile, Glymph says clients for the BP Bridge (like those at Case Western), planning for it to be regularly closed in winter, had directed Gehry not to develop ice- and snow-melting systems. Millennium Park design director Ed Uhlir is surprised by the continuing popularity of the park at this time. "If there was snow in the park," he states, "we figured not many people would want to cross the bridge." Edward Keegan



Vitracolor™ opaque colored glass

for interior and exterior wall cladding is offered in an infinite selection of hues. White clad walls are featured at Citicorp Center in Chicago.

www.skydesign.com

SKYLINE DESIGN
ARCHITECTURAL ART GLASS

TEL: 888.278.4660

MADE IN CHICAGO

Architect: Perkins & Will Glazing: Trainor Glass

CIRCLE 22 ON READER SERVICE CARD OR GO
TO ARCHRECORD.CONSTRUCTION.COM/PRODUCTS/

Who are you designing for today?



AVONITE
SURFACES
INNOVATIONS IN SURFACING

providing signature solutions for your diverse needs, since 1983

STUDIO COLLECTION™ BEYOND ORDINARY

54 visionary surfaces dedicated to those who passionately pursue original ideas and unlimited possibilities

celebrate a fresh sense of independence and style

FOUNDATIONS™ ADVANCED ACRYLIC SURFACING

51 familiar colors and textures, embracing nature's own earth tones and vivid accents

competitively priced for all your residential and commercial needs

800.4.AVONITE • www.avonitesurfaces.com • Aristech Acrylics LLC • call or log on to get your new sample cases

CIRCLE 23 ON READER SERVICE CARD OR GO TO ARCHRECORD.CONSTRUCTION.COM/PRODUCTS/

Preservationists worry about Lincoln Center renovation

While mostly praise has been directed toward Diller Scofidio + Renfro's plans to renovate Lincoln Center [RECORD, May 2004, page 28], resistance is forming among preservationists to one element: the restructuring of landscape architect Dan Kiley's Beaumont North Court, on the northwest end of the Lincoln Center campus.

Kiley, who passed away last year, designed the Modernist park with tightly spaced planters lined around a travertine groundscape and a simple, shallow reflecting pool featuring a sculpture by Henry Moore. The updated design, leaving room for a new restaurant, would essentially reshape the space. It would replace the tree line with a closely clipped formal bosk of trees and change the dimensions of the reflecting pool.

Local designers and groups like Landmarks West! and Docomomo's U.S./Tristate chapter are putting pressure on Lincoln Center to reconsider this aspect of its plan.

"Lincoln Center could achieve most of its objectives without altering the integrity of the Kiley-designed landscape," wrote Ken Smith, a landscape architect, in a statement to the local community board. He tells RECORD that Kiley's plan "creates spatial containment and a balanced relationship between the open plazas, courts, and shaded bosk areas" of the complex, making it "the glue that held all those buildings together."

Along with most preservation groups, Smith is

happy with most of Lincoln Center's scheme, which cost more than \$300 million and includes renovation of several buildings and landscapes. But Smith claims that it would be possible to keep both the proposed new restaurant and Kiley's plans, and he



Some say reshaping Beaumont North Court is unnecessary.

even produced renderings with the two together.

While Lincoln Center is eligible for listing on the State and National Registers of Historic Places, it has not chosen to be designated, and thus faces no rules stipulating preservation. But groups urge greater scrutiny. Landmarks West! director Kate West says she has met with Lincoln Center several times about the issue. (Lincoln Center could not be reached for this story.)

"Once you disrupt that fabric, you really lose a chunk of what makes Lincoln Center Lincoln Center. Everything can be changed, but it has to be done more carefully in this case," says West. S.L.

Proposed bill would buoy nationwide preservation efforts

The most significant historic preservation incentives that our government has to offer—historic rehabilitation tax credits in the Internal Revenue Code—are themselves in need of preservation. The provisions now have very limited application, conflict with similar tax credits, and don't provide enough incentive to restore most historic properties, says Thomas Wolfe, The AIA's senior director of federal affairs. "These limitations weren't apparent when the tax credits were created in 1986," he notes. "They are now."

To help remedy the situation, Representatives Rob Portman (R-Ohio) and William Jefferson (D-Los Angeles), with the support of the AIA and the National Trust for Historic Preservation, on February 8 introduced the Community Restoration and Revitalization Act of 2005 (HR 659). Among other benefits, the new bill would provide greater incentives for private investment in older properties, broadening the current 10 percent tax credit to cover any building over 50 years old, including residential properties, which are not covered under existing law. Other benefits include restructuring the historic credit so that it can be used in tandem with the low income tax credit, creating affordable housing benefits, and encouraging smaller-scale development.

The bill would especially help lower-income communities, since more than half of the country's 12,500 historic districts overlap census tracts where the poverty rate exceeds 20 percent. S.L.



KINGSLEY-BATE

Elegant Outdoor Furniture in Solid Teak



For the dealer nearest you visit
www.kingsleybate.com
 To the trade.
 t 703.361.7000 f 703.361.7001

Meet the challenge of building for the future. Share your vision of tomorrow and enter the first global Holcim Awards competition for projects in sustainable construction*. Prize money totals USD 2 million.

Apply at www.holcimawards.org






Holcim foundation
for sustainable construction

*In partnership with the Swiss Federal Institute of Technology (ETH), Zurich, Switzerland; the Massachusetts Institute of Technology (MIT), Boston, USA; Tongji University (TDX), Shanghai, China; the University of São Paulo (USP), Brazil; the University of the Witwatersrand (Wits), Johannesburg, South Africa. The universities define the evaluation criteria and lead the independent juries in five regions of the world.

Holcim Awards is a competition of the Holcim Foundation for Sustainable Construction based in Switzerland. The independent Foundation is an initiative of Holcim Ltd, one of the world's leading suppliers of cement, aggregates, concrete and construction-related services with Group companies and affiliates in more than 70 countries.

www.holcimfoundation.org



door hardware • accessories
hinges • cabinet hardware
bath hardware
window & patio door

classic series • designer series
StoneRiverBronze.com

Record News Preservation

What does the future hold for the Plaza Hotel?

New York City's world-renowned Plaza Hotel is due to close for the first time in April. Its new owner, Elad Properties, is planning to build a luxury department store inside and convert most of the hotel rooms to luxury condominiums. The impending renovation has raised concern over the Plaza's historic interior spaces.

While the hotel's exterior is landmarked, the interior public spaces are not. Preservationists are most worried about the Oak Room restaurant, a German Renaissance-style space built in 1907 that still retains its ornately carved wood walls, elaborate chandeliers, and pastoral murals; and the Beaux-Arts hotel's ballroom, built in 1921, which is one of four such spaces remaining in the city.

New York-based Gal Nauer Architects and Costas Kondylis and Partners are finalizing renovation plans. No structural changes will be made to the historic interiors, says Elad spokesperson Steve Solomon. But he notes that the hotel needs fixing

up. "A lot of stuff, even the woodwork, is worn out," he says, adding, "Where enhancement is needed, they are going to do it."

The city's Landmarks Preservation

Commission has not decided if the Oak Room and ballroom merit landmark status. But its chairman, Robert Tierney, says that the spaces are noteworthy, and maintains that because the commission regulates the Plaza's exterior, it could likely influence the owner to preserve the two rooms. "Preserving those spaces will enhance their bottom line, and serious alterations would be a public relations disaster," adds Peg Breen, president of the New



The Oak Room restaurant.

York City Landmarks Conservancy. But others say that the two rooms are in jeopardy because they remain unprotected by landmark laws. "Who knows what is going to happen two years from now?" says Anthony Dolkart, professor of architectural history at Columbia University. *Alex Ulam*

Renovation for "miracle building" near Ground Zero

In the summer of 2001, just before the attacks on the World Trade Center, the renovation of 90 West Street, a Cass Gilbert-designed office building just across the street, was nearing completion. On September 11, large pieces of the Twin Towers pierced the building's north facade, and fires gutted

five floors and damaged four others. While the structure was dubbed "the miracle building" for still standing after 9/11, much was destroyed, two workers were killed, and airplane parts were scattered in the scaffolding and on the copper mansard roof. The building's future was uncertain.

Completed in 1907, 90 West was a precursor to Gilbert's nearby Woolworth Building, finished six years later. Dormant for nearly two years, the building's renovation—this time much more significant—is again nearing completion. The estimated \$70 million project, due to finish this spring, is being converted into a 410-unit apartment building, renovated by H. Thomas O'Hara Architect and




Ground Zero seen behind 90 West.

DeSimone Consulting Engineers.

Although the north facade was punctured in six places on 9/11, construction scaffolding and the foot-thick exterior masonry may have shielded further damage. Most of the interior steel remained intact.

The interior has been gutted, but the lobby's groin-vaulted

ceiling and the building's walls of intricate cast iron, granite, and glazed terra-cotta are being restored. Replacing the granite, which covers the first three floors of the exterior, has been a logistical puzzle, notes Peter Levenson, an architect and principal with the Kibel Companies (undertaking the project with Brack Capital Real Estate and BD Hotels). While a few "bones" remain, much is being replaced with granite cut from a quarry near Englishman's Bay, Maine, and then detailed in Florence, Italy. Under the watch of the city's Landmarks Preservation Commission, most terra-cotta has been replaced, as has the copper on the mansard roof. *John E. Czarnecki, Assoc. AIA*



Classic Details

modern installation

As a result of the September 11th attack on the World Trade Center, the granite facade of New York City's 90 West building suffered severe damage. Originally constructed in 1908, this historic structure incorporates numerous detailed carvings reflective of the period's architectural style. Due to the project's congested "ground zero" location and the area's forthcoming intensive construction, equipment and scaffolding needed to be minimized as did the duration of the renovation. Already familiar with KEPCO+'s expertise in prefabrication and panelization of a variety of architectural cladding materials, the design and construction team contacted KEPCO+ in an effort to find solutions. Through the use of modern methods, the intricate facade of this century-old building will be restored to its original grandeur.



CIRCLE 27 ON READER SERVICE CARD OR GO
TO ARCHRECORD.CONSTRUCTION.COM/PRODUCTS/


www.kepcoplus.com

Preservation briefs

New life for Hopewell Church

Bruce Goff's Hopewell Baptist Church, deemed "the most unusual church in America," will undergo a \$2 million restoration, spearheaded by Oklahoma City-based Elliott + Associates Architects. The church, a 12-sided form reminiscent of the dwellings of the Plains Indians, was built mainly from found materials.

The structure has been dormant since 1989, when maintenance costs and flooding forced its closure. Renovation will include repainting, restoration of windows and corrugated aluminum siding, replacement of interior finishes and lighting, and overhaul of mechanical systems.




Hopewell Baptist Church will be renovated.

Crown Hall undergoes restoration

Chicago-based Krueck & Sexton Architects is undertaking a complete interior and exterior restoration of Ludwig Mies van der Rohe's Crown Hall at the Illinois Institute of Technology. The preservation architect is McClier. From May 20 until August 20, the team will remove all the glass, sandblast the steel down to white metal, and reinstall all new glass. Other changes will include

installation of new light fixtures, electronically controlled blinds, and hydronic heating and cooling systems. The firm has already restored interior oak panels and revamped information technology systems. Built between 1950 and 1956, the building exemplifies Mies's



Crown Hall's roof is suspended from girders carried by steel columns.

simple, clear span designs: The roof is suspended from the underside of four steel-plate girders, which are carried by eight exterior steel columns. *S.L.*

Docomomo redoubling efforts

As more Modernist buildings and landscapes become eligible for preservation, DOCOMOMO, the international working party for documentation and conservation of buildings, sites, and neighborhoods of the Modern movement, is gearing up to become a more active advocate.

DOCOMOMO International and DOCOMOMO U.S. plan soon to post Web-searchable databases of their registries, partially automate the nomination and review of Modernist structures, and cast a wider net in educating the public. The group will

also issue its first endangered buildings list in the second half of this year.

Key to the effort is coordinating international, national, and regional/local groups, according to Theodore Prudon, president of DOCOMOMO U.S.: "As a national and international organization, we have to balance the needs of regional and local communities with our overarching goals." It is also starting to define standard criteria for judging a work's reservation-worthiness, according to the DOCOMOMO U.S. newsletter.

The organization, which was founded in the Netherlands in 1988, has branches in more than 40 countries. *Ted Smalley Bowen*

For more preservation news, go to www.architecturalrecord.com

Since 1955
Kalwall® 50 Years of Innovation!
...Light-Years Ahead!™

The leader in daylighting.

The most highly insulating fenestration...
LEED™ credit Contribution in 6 separate categories.

Now... with Super-Insulating Nanogel®.

800-258-9777 (N. America)

See more at kalwall.com

For monumental, translucent clearspan skyroof systems, consider our affiliated company...

Structures Unlimited, Inc.

And for tensioned fabric structures...


SPAN SYSTEMS, INC.

CIRCLE 28 ON READER SERVICE CARD OR GO TO ARCHRECORD.CONSTRUCTION.COM/PRODUCTS/

Fletcher Priest Architects; Chris Gascoigne/View Photo



PHOTOGRAPHY: © JOSEPH MILLS (LEFT); HEDRICH BLESSING (TOP)



CLASICO

HARDWARE

BRONZE ARCHITECTURAL

When you touch one of our handles, there's a strength and integrity you can feel. Every piece is cast in solid, art-grade bronze and finished in your choice of seven patinas. Carry your signature throughout a project by creating a custom design or selecting from our wide product line. Each choice is backed by a lifetime guarantee.

888.552.9497
rockymountainhardware.com

ROCKY MOUNTAIN®
H A R D W A R E

CIRCLE 29 ON READER SERVICE CARD OR GO TO ARCHRECORD.CONSTRUCTION.COM/PRODUCTS/

News Briefs



Libeskind's newest iteration.

Libeskind issues redesign of San Francisco museum

Perhaps the third time will be the charm for the Contemporary Jewish Museum in San Francisco. The museum has unveiled scheme number three for a site that uses the preserved brick facade of an early-20th-century power substation as its main entry. Located in the city's cultural district, the site borders cultural institutions designed by famous names like Botta, Maki, Polshek, and Legoretta. Peter Eisenman, FAIA's

1997 design raised ire over its public plaza. In 2000, the museum unveiled a fresh attempt by Daniel Libeskind in a joint venture with Chong Partners of San Francisco. While welcomed by the public, construction on the 100,000-square-foot version was delayed due to a reorganization of the institution. The third incarnation, by the same team, is scaled back. But at 60,000 square feet, it still features interior complexity and the smooth shining body of the galleries rising up behind the historic facade. Construction on the \$41 million project is slated to begin in spring of 2006, barring new problems. *Lisa Findley*


School design is topic A The AIA's Committee on Architecture for Education (CAE) met in Washington, D.C., this February to discuss the problems facing today's school designers. Speakers, including GSA

Commissioner Robert Peck; former GSA chief architect Ed Feiner, FAIA; Hugh Hardy, FAIA; and Ron Bogle, president of the American Architectural Foundation, urged architects to convince risk-averse public officials that good architecture reflects well on them and can reduce costs. Such design, they agreed, needs outside champions and relies on the private sector to help select and evaluate designs. *Andrea Oppenheimer Dean*

Boozy brings planning Off Broadway

One of the most original current new plays in New York City features an unusual cast of characters, including Le Corbusier, Robert Moses, Jane Jacobs, Franklin D. Roosevelt, Daniel Libeskind, and others, talking about issues like single-use zoning and emergence theory. *Boozy: The Life, Death, and Subsequent Vilification*

of Le Corbusier and, *More Importantly, Robert Moses*, tracks the life of Moses from a naive youth, inspired by the utopian (but, according to the play, sinister) designs of Corbusier, to a ruthless public figure, building public works while knocking down much of New York in the process. Directed by Alex Timbers, the show is scheduled to run through March 5 at the Ohio Theater in SoHo. *S.L.*



Jacob Grigolia-Rosenbaum plays Robert Moses.

ENDNOTES

Guggenheim Museum chairman Peter B. Lewis resigned in mid-January. A *New York Times* report cited differences over branch expansion between Lewis and director Peter Krens. Maya Lin,

James Stewart Polshek, FAIA, and Laurie Olin have been named members of the American Academy of Arts and Letters. The International Union of Architects (UIA) will hold its annual World Congress in Istanbul this July.

HUBBARDTON FORGE


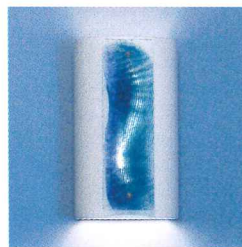
access
LIGHTING

HAMPSTEAD
LIGHTING AND ACCESSORIES

LBL Lighting

A19
MULTI-PURPOSE & PROFILES

sea gull lighting



THOUSANDS OF LIGHTING PRODUCTS AVAILABLE ONLINE • PROJECT MANAGEMENT TOOLS • SPECIAL PRICING TO THE TRADE

Exclusive Offer!

Visit the address below for more information.
<http://www.lightinguniverse.com/ar>

Lighting
Universe.com

888.404.2744


info@lightinguniverse.com

<http://www.lightinguniverse.com/ar>



LESSON: *Moisture Control*

*Precast walls Can't control moisture.
(Unless the concrete's 660 feet thick.)*



Formawall™ Dimension Series® Can't absorb water.


Fact: precast and masonry walls suck up water. Lots of it. Fine for sponges or paper towels – disastrous for buildings. Because when it stops raining and the sun shines again, this absorbed water can vaporize and be driven into the wall cavity. Once inside, the vapor cools, condenses and may remain trapped. Here, moisture can damage insulation and gypsum, rust and weaken supports, and create the perfect environment for mold.

Instead, lightweight, factory-foam-insulated Formawall Dimension Series wall panels – made of metal – simply can't absorb water – a great first step. Combined with proven, rainscreen and pressure-equalized horizontal joinery, Formawall Dimension Series controls moisture for good.

Learn more about avoiding moisture problems in exterior walls with the CENTRIA Institute's *Studies In Advanced Thermal & Moisture Control*. The handbook is free for architects, contractors and building owners with a phone call to CENTRIA today.

CIRCLE 31 ON READER SERVICE CARD OR GO
TO ARCHRECORD.CONSTRUCTION.COM/PRODUCTS/

North America **1.800.752.0549** China +86 (0)21 5831 2718 Dubai +971.4.339.5110



CENTRIA

www.CENTRIA.com



Brownfield of dreams.

"Buildings should feel local," says David Greusel, a principal with HOK Venue in Kansas City. He's the design architect of PNC Park in Pittsburgh and Minute Maid Park in Houston, two of major league baseball's most celebrated new venues.



*Solarban 60 and Solarban 80 have Solar Heat Gain Coefficients ranging from 0.24 to 0.38, with Light to Solar Gain (LSG) ratios of 1.84 to 1.96, respectively. IdeaScapes, Solarban, PPG and the PPG logo are trademarks and PPG Certified Fabricator is a service mark owned by PPG Industries, Inc.



Greusel's directive was recently brought to life in Dubuque, Iowa, where he helped transform an abandoned brownfield site along a Mississippi flood plain into Grand River Center, one of the country's most spectacular waterside meeting and convention venues.

Created from native Iowa limestone and a shimmering cascade of high-performance solar control glass, Grand River Center aligns Greusel's desire to work with indigenous building materials with his natural instinct to create dwellings that harmonize with the environment.

"From the reclamation of the site to the selection of building materials, there was a determined effort to make this building as green as possible," he says. "But we also wanted to make it a spectacular place to be."

Unconventional Center

To achieve these dual objectives, Greusel took a pair of proven PPG products and employed a novel twist. Alternating bands of *Solarban*® 60 and *Solarban*® 80 glass, the architect fashioned a towering vision wall that bathes the interior of the sprawling complex in natural light while visually anchoring the structure to its historic industrial landscape.

According to Greusel, the selection of Solarban Solar Control low-E glass was critical. The glass satisfies his compulsion to practice environmentally sustainable architecture. Yet, the building's openness and transparency also allow residents of the surrounding community to establish an intimate connection with their newest architectural landmark.*


David Greusel is one of thousands of architects nationwide who look to PPG Certified Fabricators to meet their demand for high-performance glass, local fabrication, accelerated construction schedules and rapid replacement glass. To find the name of a PPG Certified FabricatorSM near you, call 800-377-5267 or visit www.ppgcfp.com.

Architect: HOK Sport + Venue + Event
Glazing Contractor: East Moline Glass Company
Glass Fabricator: Oldcastle Glass

CIRCLE 32 ON READER SERVICE CARD OR GO TO ARCHRECORD.CONSTRUCTION.COM/PRODUCTS/

 *Ideascapes*
Glass • Coatings • Paint

PPG Industries, Inc., Glass Technology Center, Guys Run Road, Pittsburgh, PA 15238-1305 www.ideascapes.com



Dramatic expanses
always intensify the beauty.

True™ Acoustical Ceiling Panels

Subtle. Soft. Serene. True Acoustical Ceiling Panels from USG are designed with a minimal grid reveal that creates stunning monolithic beauty to dramatize other design elements in the room. And with enhanced acoustical performance, the ceiling is as quieting as it is attractive. For more inspiration visit www.usg.com or call 877 USG.4200.

Come see True Acoustical Ceiling Panels at NeoCon® West, Booth #238.

©2005, USG Corporation ©iconica/Andre Gallant 2005, all rights reserved



Dates & Events

New and Upcoming Exhibitions

Blobjects & Beyond:

The New Fluidity in Design San Jose, Calif.

March 5–July 10, 2005

Inspired by the idea that blobjects (blobby objects) have become defining products of the new millennium, this exhibition showcases the talents of some of today's hottest designers. A rich range of product, furniture, graphic, media, and architectural work from across the globe will be featured. At the San Jose Museum of Art. Call 408/294-2787 or visit www.sanjosemuseumofart.org.

Ornament

Chicago

March 5–26, 2005

An exhibition of architects working with new materials and fabrication processes that push the boundaries of conventional wisdom. The show aims to examine and reveal the contemporary understanding of ornament in present architectural design, allowing for a new perspective on historical precedent. At M5 Exhibition Space. Visit www.mfive.org for further information.

Carlos Garaicoa

Los Angeles

March 6–June 12, 2005

The first U.S. museum survey of recent work by Cuban artist Carlos Garaicoa, who addresses Cuba's politics and ideologies through the examination of Modern architecture. At the Museum of Contemporary Art (MOCA) Pacific Design Center. For additional information, call 213/626-6222 or visit www.moca.org.

The Design Workshop: Five Years of Design Build at Parson's New York City

March 9–18, 2005

This exhibition will reflect on the past five years of design-build projects developed through an innovative studio program that gives Parson's graduate architecture students the rare opportunity to realize a design project in built form while providing pro bono architectural and construction services to nonprofit organizations in New York City. At Parson's School of Design Gallery. Visit www.parsons.edu.

Filigree Spaces:

Textile Installations by Piper Shepard Baltimore

March 23–September 18, 2005

The two new installations, featuring a dramatic curtain wall in the Baltimore Museum of Art's lobby and a "room within a room" design in the BMA's textile gallery, explore the connection between textiles and architecture. At the Baltimore Museum of Art. Call 410/396-7100 or visit www.artbma.org.

Ongoing Exhibitions

Architectures du Monde

Toulouse, France

Through March 5, 2005

The exhibition *Architecture of the World* presents more than a hundred architectural photographs taken by the historian, critic, painter, and photographer William J.R. Curtis. Drawing on images collected during his numerous travels over the past 30 years, the exhibition provides an architectural journey through space and time, juxtaposing examples from east and west, north and south, and from modern and ancient civilizations. At the Centre Meridional de l'Architecture et de la Ville. Call 33 0 561/233049.

Tele-Design: Tokyo Catalyst London

Through March 17, 2005

Tele-Design is a network of independent Japanese designers who collaborate by remote means—telephone, TV, fax, and Internet. Whether they are working on small-scale furniture or on the large scale of the city or landscape, their concern is to make spatial design responsive to our digital society. This exhibition presents their concept of urbanism, which draws a parallel between urban transformations and chemical reactions. At the Architectural Association School of Architecture Front Members Room. Call 44 0 20/7887-4000 or visit www.aaschool.ac.uk.

Klein Dytham Architecture: At the Bathhouse London

Through March 18, 2005

For this exhibition, the AA Gallery is transformed into a Japanese "bathhouse." Taking the best



Ice Hotel Sweden

Create dramatic expanses with True™ Acoustical Ceiling Panels from USG, and you could experience another dramatic venue—the Ice Hotel Sweden.

- Grand Prize is an 8-day trip to Sweden, including a night in Ice Hotel Sweden (Winter 2006-07)
- Entries will be accepted from March 1, 2005 through May 1, 2006
- Winners will be announced at NeoCon® 2006
- Visit www.usg-true.com for official rules and entry form

Win the True™
trip of a lifetime.

Call for Entries

USG

Lectures

March 9
Steven Holl

Steven Holl Architects,
New York

March 14
Shanghai:
Architecture and
Urbanism for
Modern China

Peter Rowe, professor of architecture
and urban design, Harvard University

March 22
Portraits of Architects:
Behind the Images

Richard Schulman, architectural
photographer

March 28
Building the Freedom Tower
with New Software Technology

Carl Galieto, FAIA, partner-in-charge
of Skidmore, Owings & Merrill
Technical Group

Exhibitions

Liquid Stone:
New Architecture
in Concrete
through April 17, 2005

OPEN: new
designs for public
space
through May 15, 2005

Washington: Symbol & City
long-term exhibition

National building museum

401 F Street NW
Washington, DC 20001
202.272.2448

www.NBM.org

For more information and to register
for programs, call or visit our website.
Discounts for members and students.



SIMONS HALL, STEVEN HOLL ARCHITECTS. ©PAUL WARSCHOL



FEDERATION SQUARE, MELBOURNE. PHOTO JOHN GOLLINGS



Dates & Events

from east and west, KDA aims to fuse different cultures effortlessly. Materials, color, technology, and humor are key elements in their work. At the AA Gallery. Call 44 0 20/7887-4000 or visit www.aaschool.ac.uk.

Janos Enyedi—Made in America:
The American Industrial Landscape—
Reconstructed
Washington, D.C.

Through April 8, 2005

Enyedi's latest series of sculptural assemblages and digital prints is based on actual industrial sites. His work has an urgency because much of America's industrial landscape is being dismantled due to the shift of manufacturing jobs to other countries where labor and materials are cheaper. The 25 works in this exhibition celebrate the overlooked beauty of industrial architecture's details. At the Octagon. Call 202/638-3221 or visit www.theoctagon.org.

Changing Streetscapes: New
Architecture and Open Space in Harlem
New York City

Through April 30, 2005

Through arial and street-level photography, architects' renderings, brochures, and other visual documents, this show examines changes in five main areas: commercial, housing, cultural, institutional, and landscape projects. In the Cohen Library Atrium at City College of New York. Call 212/650-7118 or visit www.ccnycunyu.edu.

Export
Berlin

Through May 1, 2005

Presenting foreign work by German architects, this exhibition portrays the scope of German architecture firms, reviewing various projects from competition to planning to built work. Overall, the image of German architecture is explored in depth, and the meaning of "made in Germany" is addressed. At DAZ (Deutsches Architektur Zentrum). Visit www.daz.de.

Jean Prouvé: Tropical House
New Haven

Through May 6, 2005

A prefabricated metal house constructed by French designer Jean Prouvé, and recently transported from its home in the Congo Republic, will be the subject of a two-part exhibition at the Yale School of Architecture. For information, call 203/432-2288 or visit ww.architecture.yale.edu.

Design Innovations in Manufactured
Housing
Chicago

Through January 15, 2006

Commissioned for this exhibition, the featured designs present creative solutions to fill the demand for affordable, high-quality housing. Eight nationally recognized architects and industrial designers—David Baker, Bryan Bell, Carol Brown, Teddy Cruz, Yolande Daniels, Doug Garofalo, David Khoury, and Ali Tayar—have contributed original models and drawings that consider innovation in the design, materials, and manufacturing techniques of low-cost, factory-built housing. At the Field Museum. Call 312/922-9410 or visit www.fieldmuseum.org.

Lectures, Conferences, and Symposia

AIA SF/SFMOMA Architecture Lecture
Series: Hani Rashid
San Francisco

March 3, 2005

A leading figure in the fields of architectural design and digital interactive environments, Rashid's works marry architecture, art, and technology, often playing with the fusion between real and virtual space. In SFMOMA's Phyllis Wattis Theater. Call 415/362-7397 or 415/357-4027.

City College of New York's School of
Architecture, Urban Design, and
Landscape Lecture Series
New York City

March 3, 10, 17, 2005

The 2005 Lecture Series, entitled "Architecture: Different Points of View," features eminent architects whose work reflects innovation and excellence. Speakers include: Rodolfo Machado, Machado & Silvetti Associates and Harvard University; Gaetano Pesce, School of Architecture, Strasbourg, France; Tom Beeby, Hammond Beeby Rupert Ainge and Yale University School of Architecture. In City College's Shepard Hall. Call 212/650-7118 or visit www.ccnycunyu.edu.

Lars Spuybroek: Machining Architecture
London

March 7, 2005

A lecture by the principal of the Rotterdam-based practice NOX, which has recently completed an interactive tower for the Dutch city of Doetinchem (D-Tower), "a house where sounds



Protect what's important.

The forecast calls for Tyvek®.

Protecting structural integrity isn't just about engineering. More and more it's about intelligent moisture management.

That's why you'll find DuPont™ Tyvek® CommercialWrap® on so many new projects.

It's the weather-resistant barrier designed specifically to help protect exterior wall systems in today's commercial construction. Tyvek® is many times more effective at water holdout than conventional building papers. It also breathes, helping to allow moisture vapor to exit the wall cavity. So walls stay dryer and building systems work as intended.

Tyvek® CommercialWrap®. Designed to protect what's important to you. Find out more at **1-800-44-TYVEK** or **www.TYVEK.com**.

Copyright © 2003-2005 E.I. du Pont de Nemours and Company. All rights reserved. Tyvek® is a registered trademark of DuPont for its brand of protective material.

**Tougher, stronger,
higher-performance**

DuPont™
Tyvek®
COMMERCIALWRAP®


DU PONT®

The miracles of science™



CIRCLE 33 ON READER SERVICE CARD OR GO
TO ARCHRECORD.CONSTRUCTION.COM/PRODUCTS/

LIGHTING DESIGN THAT
EARNS PEOPLE'S INTEREST



Hyde Park Bank - Chicago
2005 AIA National Honor Award

LIGHTING DESIGNERS
Schuler Shook



Chicago
312-944-8230

Minneapolis
612-339-5958

Dallas - Fort Worth
817-461-5442

schulershook.com

Dates & Events

live" (Son-O-House), and a complex of cultural buildings in Lille, France (Maisons Folies). Lars Spuybroek has been involved in researching the relationship between architecture and media. In the Lecture Hall at the Architectural Association School of Architecture. For information, call 44 0 20/7887-4000 or visit www.aaschool.ac.uk.

**Spotlight on Design Lecture:
Steven Holl
Washington, D.C.**

March 9, 2005

The buildings of architect Steven Holl reflect his fascination with scientific phenomena and the interplay of light and space to create compelling visual experiences. Principal of New York-based Steven Holl Architects, he will discuss the firm's work, including the Loisium Visitor's Center in Langenlois, Austria; Simmons Hall at MIT; and the addition to the Nelson Atkins Museum of Art in Kansas City, Missouri. At the National Building Museum. Call 202/272-2448 or visit www.nbm.org.

**Lecture: Shanghai's
Architecture and Urbanism for
Modern China
Washington, D.C.**

March 14, 2005

Peter Rowe, professor of architecture and urban design at Harvard University, will review Shanghai's urban plans since the beginning of the People's Republic in 1949 and discuss major contemporary projects, including infrastructure, commercial buildings, historic conservation, and construction of new and satellite communities. At the National Building Museum. Call 202/272-2448 or visit www.nbm.org.

**James Carpenter:
Constructing the Ephemeral
New York City**

March 14, 2005

James Carpenter, the innovative glass sculptor, engineer, and

designer, will discuss the artistic and technical potential of glass. At Glass Corner. Visit www.parsons.edu.

**Lewis Mumford: Planet of
Slums
New York City**

March 16, 2005

The second annual Lewis Mumford Lecture on Urbanism will focus on the disconnection from industrialization and economic growth of the more than one billion people living in slums. Author Mike Davis will argue that the rise of this informal urban proletariat is a wholly original development unforeseen by classical urban theory or political economy. At the Great Hall at City College. Call 212/650-7118.

**Architect's Forum: Riken
Yamamoto
New York City**

March 16, 2005

Known for his attention to the role and function of buildings within the life of a city, Yamamoto eschews the neat compartmentalization of private and public spaces, striving to re-integrate these spheres into an environment that is organic, adaptive, and interconnected. An acclaimed example of this is his Jianwai SOHO project, a nine-building development housing retail units, apartments, and office space in Beijing. At the Japan Society. Call 212/832-1155 or visit www.japansociety.org.

**San Gemini Preservation
Studies
San Gemini, Italy**

May 20–August 7, 2005

Registration deadline: March 30, 2005

This summer program is held in San Gemini, Italy, and sponsored by the University of Wisconsin–Milwaukee. Offering courses in restoration, management, and the study of cultural heritage, the program includes classroom work, travel, and hands-on experience on field projects. Past field projects have included the sur-



Reflective Series

Speedy Sample Service!

Now available from E. Dillon & Company's **Premier Line™** ...
A block series that will change the way you think about masonry!
Superior materials and aggregates insure a block of structural integrity and durability. The Reflective Dillon Series is available in 48 colors and with matching retaining wall units and pavers. There is only one block in the USA that is reflective. To see it, ask for our new, 12 high sample kit. Specify reflectivity in your next building!

E. Dillon & Company's Premier Line: A Nice Reflection on You.



"...As reflective as marble or granite."
- Craig Kellog, New York Times



AN AMERICAN OWNED COMPANY SINCE 1868



P.O. Box 160
Swords Creek, VA 24649
800-234-8970 / Fax 276-873-5688
www.EDillon.com
Email: Operator@EDillon.com

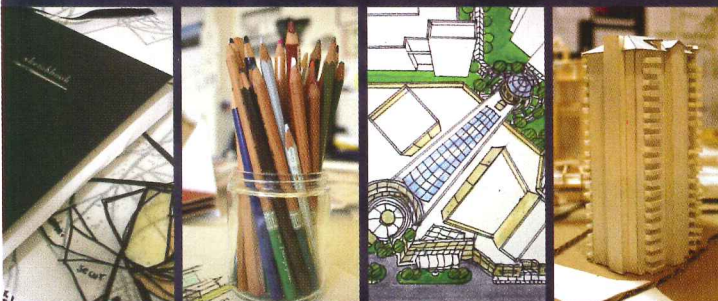
Premier Line™
**Custom Architectural
Concrete Masonry Units**

CIRCLE 35 ON READER SERVICE CARD OR GO
TO ARCHRECORD.CONSTRUCTION.COM/PRODUCTS/

Executive Masters Degree In Architecture

NewSchool of Architecture & Design

The Executive Masters Program (EMP) is a graduate degree path for experienced practitioners interested in earning a NAAB accredited professional degree.




1249 F Street, San Diego, CA 92101 • 1.619.235.4100

- Length of Program: 45 quarter units of course work
- Meets alternate weekends (15 sessions) over a 30 week period
- 15 units per quarter in 3 course tracks
- Requires a U.S. architectural license and five years full-time professional experience — after licensure
- NAAB Accredited
- Accepting applications for 2005
- Meets alternate weekends

"Twenty-six years after leaving school, I was skeptical of becoming a student again. Watching the world changing... I wondered if architects could adapt to the new world, or maybe imminently become dinosaurs. The Executive Masters Program reopened my eyes and showed me that there was new life in the profession. And best of all, I felt ten years younger."

Luke Wang, Executive Masters graduate, 2001



www.newschoollarch.edu

To provide leadership service for a pluralistic society.

CIRCLE 36 ON READER SERVICE CARD OR GO TO ARCHRECORD.CONSTRUCTION.COM/PRODUCTS/

Dates & Events

vey and restoration of the 12th-century Church of San Giovanni Battista, the archaeological survey and conservation of the Roman public baths in the ancient city of Carsulae, and the survey of the 12th-to-18th-century Church of Santo Gemine. Call 414/229-5182 or visit www.sangeministudies.info.

Competitions

Shrinkage Award 2005

Deadline: March 21, 2005

An international competition open to anyone with design ideas inspired by shrinkage lifestyle.

Individuals, groups, and multidisciplinary teams are welcome to submit experimental proposals about shrinkage as applied to the current traditional ideas of architecture and planning in correlation with land loss. For further information call 41 76/406-7088 or visit www.shahneshin.net.

Central Massachusetts Design Award

Deadline: March 31, 2005

Any built project of any type anywhere in the world by any Central Massachusetts architect is eligible, and any architect anywhere in the world may submit any project built in Central Massachusetts. Visit www.architects.org/awards.

Organic Style Award

Deadline: March 31, 2005

Organic Style magazine is launching its first-ever residential green architecture award. Winners will be awarded for both sustainably built new houses and renovations. Visit www.organicstyle.com.

American Architecture Awards

Deadline: April 1, 2005

The 2005 awards program considers for awards new corporate headquarters, skyscrapers, institutions, sports and transportation facilities, interiors, urban-planning

projects, airports, and residences built in the U.S. or abroad by an U.S. architectural firm. For further information, call 815/777-4444 or visit www.chi-athenaeum.org.

Frontierspace Design Competition

Deadline: April 13, 2005

Frontierspace is an open international design competition for Vancouver organized by the Spaceagency, aiming to generate innovative design proposals to rethink an existing space in the city—the laneways in Gastown. Visit www.spaceagency.ca.

2005 Summer Faculty Fellowship

Deadline: May 4, 2005

Each year, the Boston-based design firm Goody Clancy offers a unique Professional Fellowship to an individual motivated to contribute to and gain experience from the firm. In addition to a \$15,000 stipend, the selected Fellow will spend the summer at the Boston office and have access to the firm's resources. For further information, call 617/850-6556 or visit www.goodyclancy.com.

Promosedia International Design Competition: Ideas for Chair Design

Deadline: May 6, 2005

The aim of the competition is to stimulate innovative creative ideas, which must be technically feasible. Submissions are invited that express originality and innovation and identify the use and function of the chair, giving due consideration to ergonomics, choice of materials, and the requirements of mass production. For more information, call 39 0 432-229127 or visit www.promosedia.it.

E-mail event and competition information two months before event or submission deadline to elisabeth_broome@mcgraw-hill.com.

CAPTURING
LIGHT AND
ENERGY
ONE
WINDOW
AT A TIME

LLumar[®]
WINDOW FILM
*the green building
choice*

EARN'S UP TO 2
LEED CERTIFICATION
CREDITS

LESS EXPENSIVE
THAN LOW-E
GLASS.

MORE ENERGY
EFFICIENT THAN
ORDINARY
GLAZING.

PERFORMS LIKE
SAFETY GLASS.

MORE
DIVERSE
THAN FROSTED
GLASS.

800-2-LLUMAR
www.llumar.com



SWEETS#8870, BuyLine 4977

 DuPont Teijin Films



BOMA
International



LLumar® products are registered trademarks of CPFilms Inc., a unit of SOLUTIA, and produced in an ISO 9001 certified facility by Americans using only American made materials. ©2002 CPFilms, Martinsville, VA



EXPRESS YOURSELF ARTISTICALLY LIKE NEVER BEFORE.

Introducing the new Marshfield Designer Collection, that provides you more artistic latitude in design than ever before. This unique series includes the new stained Artistic Expressions door, which features a variety of colors, plus gems and bevels that can be custom designed to your specifications. Marshfield DoorSystems, **Opening Doors to Unlimited Possibilities** for over 96 years. Call us at 1-800-869-3667 ext. 220. marshfielddoors.com

CIRCLE 38 ON READER SERVICE CARD OR GO
TO ARCHRECORD.CONSTRUCTION.COM/PRODUCTS/

 Marshfield™
DoorSystems



For and about the emerging architect

archrecord2

DEPARTMENTS

This month, archrecord2 talks to architects who have delved into the art world. In Design, Seattle-based Lead Pencil Studio, while armed with an architecture portfolio, has produced an award-winning array of art exhibitions and installations. The architects in this month's Work article conjointly created a continually morphing artwork. As always, you can find more about these stories on our Web site.

Design

Successfully artful integrations



During the months of February through April 2004, visitors to the art gallery Suyama Space in Seattle, Washington, were able to view the installation *Linear Plenum*. Exploring the spatial and architectural qualities of an industrial space, the exhibition featured

19,000 varied-length strands of thin nylon masonry line which filled almost the entire gallery interior while allowing people to easily pass through it. During the three-month show, the light that entered the space through the windows and skylights varied greatly and, repeat visitors discovered, dramatically altered the effect of the artwork. While this ephemeral work has ended, the labors of Lead Pencil Studio, its creators, have not.

Architects Annie Han and Daniel Mihalyo, the founders of the firm, met while studying architecture at the University of Oregon and worked together at Seattle-based Miller/Hull. In 1997, the pair decided to form their own office and retained studio space so they could concurrently work on art projects. As a fledgling firm, they were fortunate to get local commercial work—which soon led to the design of offices in other parts of the country.

After five years, their architecture portfolio grew, as did the size of their art projects and installations. The need for more room led the couple to construct their own live-work space, the 4 Parts House. "We wanted to build a very simple space," says Mihalyo. "Essentially, we wanted an open area that just happened to have people living there." While the living, dining, and kitchen areas are contained in one volume, their studio is lofted above. Han adds, "The new studio allowed us to move from tabletop-size projects to more space-conscious and architecturally related projects." The added studio space has become essential—Lead Pencil Studio was recently awarded with a Creative Capital grant in Visual Arts. Their proposed project, *Maryhill Double*, will be their largest installation to date. The increased space has not been the only advantage: The architects note that since its completion, the press that their residence has received has brought





Linear Plenum, Seattle, Washington, 2004

The architects explain that this project produced a space that "remained empty but was full at the same time." As a participant passes through the nylon masonry lines, the strands continue to hang straight.

Seattle Staircase, Seattle, Washington, 2003

For this outdoor installation at the Sand Point Arts and Cultural Exchange, the architects grafted one half of the partial stairwell to a defunct firehouse and the other half to a retaining wall.



them more work, including the remodeling of a residential kitchen, as well as new residences in the Seattle area and one in Olympia, Washington.

Often asked where their path will ultimately lead them—toward architecture or art—the duo is emphatic that these fields need not be mutually exclusive. “We’re often told, ‘you can’t do both,’ but architecture and art are completely inseparable to us,” states Han. “It’s not even a conscious decision for us, it’s part of our routine.” In fact, part of this routine places the determined couple on photographic journeys around the Northwest and beyond. Mihalyo describes these ventures as “opportunities for research and a continual process of look-

ing and observing.” When starting a new project, the visually oriented Han and Mihalyo often find themselves going through their archives of imagery. The architects have even parlayed some of their photography into themed books: *One, Wood Burner*, was published in 1997, and another, *Foundations*, is to be released later this year. *Randi Greenberg*

For further information on Lead Pencil Studio’s projects and installations, go to archrecord.construction.com/archrecord2/


Maryhill Double, Maryhill, Washington, 2005
Using construction scaffolding and flexible netting, the architects

propose to create an exact duplicate volume of the museum to which the structure would be attached.



4 Parts House, Seattle, Washington, 2001

Consisting of “four parts”—sleeping, studio, living, and portal areas—the architects’ own 1,350-square-foot live/work residence is constructed primarily of steel, concrete, and glass.



Work

An architecture about-face

In June 2004, Selfridges, the London-based department store, was being heralded for its glimmering new Oxford Street facade. As it so happens, during that month, Selfridges was also exhibiting an amalgamation of other faces. *Face Breeder*, conceived by architects Theodore Spyropoulos and Vasilis Stroumpakos, is a hybrid portrait machine constructed from personal-computer hard drives and monitors. Invited architecture entrants of the London Architecture Biennale, entitled *Postcards of London*, were asked to respond with new visions of the city. Spyropoulos explains, “*Face Breeder* was our reaction to contemporary disposable culture. It questions one’s own personal identity in an electronic age.”

Both architects are currently research fellows at the Architectural Association in London. Stroumpakos, developer of 00110.org—a Web site featuring his works and studies, and Spyropoulos, cofounder of the experimental design practice Minimaforms, have collaborated on a series of projects. The pair conducts studies in the field of responsive environments and, as Spyropoulos explains, “We’re looking for communication strategies for architecture.”

Face Breeder is composed of nine obsolete personal computers and a 3 x 3 grid of computer monitors. Single photographs are input into the system that then creates an archived database of faces. Using software that the architects developed themselves, a digital breeding of hybrid portraits is created. Stroumpakos states, “All the devices we use are recycled and are appropriated into a new arrangement.”

An upgraded version of *Face Breeder* is currently being developed for an exhibition at the Architectural Association that will open at the end of April and run through May 2005. New developments in this project will include a “face-capturing device.” While currently portraits are accepted and added to their

database through their Web site (www.facebreeder.com), Stroumpakos explains, “Visitors to the next exhibition can have their picture taken and the image will be archived in our databank.” *Randi Greenberg*

For more examples of hybrid images from the *Face Breeder* installation, go to archrecord.construction.com/archrecord2/



Some *Face Breeder* images seen during the London Architecture Biennale.



Louvered recessed wall luminaires
with asymmetrical distribution

Featuring high output controlled
illumination without glare.

BEGA sets the standard

For a complete product brochure go
to www.bega-us.com
805.684.0533

Circle No. 149



LONECO GREENAIR®

It's a breath of fresh air.
Eco-friendly low VOC vinyl flooring with a high
percentage of recycled contents.

Catch our latest innovations at
GLOBALSHOP

Las Vegas, Nevada
March 21 - 23 2005
Exhibit No. 154D

Credit 4.5 of the leadership in energy & environmental design
for commercial interiors (LEED-CI)

Loneco Mint #216
Made with an average of fifty percent recycled vinyl and wood powder.
GreenAir® low VOC.

LONSEAL FLOORING

PHONE 800 832 7111 • WWW.LONSEAL.COM

CIRCLE 39 ON READER SERVICE CARD OR GO
TO ARCHRECORD.CONSTRUCTION.COM/PRODUCTS/

Snapshot



By **Beth Broome**

Anchored at the end of a peninsula on Nova Scotia's south shore, two looming wood towers dot the windswept landscape. Known as Ghost 6, the structures are the result of last year's design-build internship led by Halifax architect Brian MacKay-Lyons. Each summer since 1994, MacKay-Lyons has assembled a group of about 20 students, practicing architects, artists, and professors on his farm to spend two weeks designing and constructing a new project.

MacKay-Lyons started the program in reaction to the disconnect he observed between the academy and practice of architecture. Process smarts, he believes, is a powerful design tool. Resurrecting the master-builder approach, he hoped to reaffirm architecture as a collaborative discipline and provide an educational experience with a focus on the use of landscape, the issues of material culture, and the concept of community.

A haunting Nova Scotia site plays host to Ghosts



Snapshot



Architect Brian MacKay-Lyons hopes that participating in a Ghost project will help design-build lab interns appreciate the joy in making things and the community relevance of the built world.




Known as Mosher's Settlement, the site was first an aboriginal village, later served as the first landfall for Samuel de Champlain in the New World, and has a long record as a farmstead and fishing port. MacKay-Lyons, whose own family history extends back nearly 400 years along this same shore, was naturally attracted to the location. "It's only the ghost of a village that remains," he says of the property. Each year the program mines the area for clues of its past. The resulting projects make evident the team's findings and, says the architect, much like surveying instruments, they provide an understanding of the site's scale. Ghost 6 tells the story of two brothers, Simeon and Wilson, who built twin homesteads here long ago. The project is about the rapport between these two families and their houses.

As a continuation of the centuries-old tradition of building and erasing on the site, the Ghosts are temporary—disassembled after a period, and the wood reused in future projects. For Ghost 6, also known as Simeon and Wilson after the brothers, telephone poles were sunk into the earth next to the homes' remaining foundations. Rough-sawn lumber structures, which pay homage to the local ship-building tradition, were hung off the supports. The taller of the two towers was constructed in the balloon-frame tradition, the other was made in the platform-frame manner, and both have wood slat exterior skins. With builder Gordon MacLean on hand, as well as Campbell Comeau Engineering, guest architect Wendell Burnett, and guest critic Tom Fisher, the interns built on the concept provided by MacKay-Lyons, improvising and modifying along the way.

Though the Ghost is an educational exercise, it does not happen in an academic vacuum. The program culminates with an oceanside fete, featuring bonfires and local musicians and performers, that attracts hundreds of revelers. "It's farmers and fishermen and people flying in on Lear jets," says MacKay-Lyons. "And the village idiot and the world's strongest man who lives in the next village comes. The cows are out there wandering around." Simeon and Wilson are also adorned for the occasion. Like each year's project, they are illuminated from within. "That midsummer night is always foggy," says MacKay-Lyons, "and you get this wonderful fiber-optic effect with the water in the air, so it really is like a ghost." ■

In all things made by man or nature,
where there is strength there is beauty.



build for life

www.kawneer.com

architectural aluminum systems • entrances and framing • curtain walls • windows

BELDEN

THE BELDEN BRICK COMPANY

Canton, Ohio / (330) 456-0031

www.beldenbrick.com

An ISO 9001:2000 Registered
Quality Management System



Colors

Belden Brick is available in a world of colors including soft whites and creams, golden buffs and dusty tans, delicate pinks and cinnamon reds, chocolate browns, pewter grays and coal blacks. With so many colors to choose from your options are truly endless. Here is a small sample of over 200 color ranges, 13 textures and 16 different sizes.

Landmarks in Brick

Sizes & Shapes

More sizes mean lower wall costs. With as many as sixteen different sizes to choose from Belden has the size you need. Plus, Belden has made thousands of special shapes to provide special details for individual projects. Need an "impossible" shape for your project? Then call Belden Brick and learn how the impossible can become reality.



Textures

Belden Brick offers thirteen different textures that range from silky smooth finishes to rugged randomly textured styles. Each texture can make its own distinctive contribution to the visual impact you seek.



CIRCLE 40 ON READER SERVICE CARD OR GO
TO ARCHRECORD.CONSTRUCTION.COM/PRODUCTS/



When lighting is critical, specify the Rapid Deco Level 5 System.

Don't let your finished wall joints be seen! The Rapid Deco® Level 5 System consists of a factory-applied skim-coated drywall and matching joint compound that when used together create a consistent smooth surface across the finished wall, virtually making wall joints undetectable. This makes it the ideal Level 5 solution for high-end spaces where walls are a prominent architectural feature in the design and call for specialized lighting or paint treatments. To find out more call **1-800-237-5505** or visit www.rapiddeco.com.

Take Level 5 to the next level.



Gypsum

www.lafargenorthamerica.com

© Copyright Lafarge North America Inc.

CIRCLE 41 ON READER SERVICE CARD OR GO TO ARCHRECORD.CONSTRUCTION.COM/PRODUCTS/

By James S. Russell, AIA

We've seen the remaking of Berlin, the reinvention of Manchester, the doing over of docklands in Holland, the restoration of the great monuments of Prague. Per capita public investment in nearly all of Europe is far higher than in America. Architecture, urban design, planning, infrastructure growth, and economic development are intertwined in Europe to a degree and to a sophistication all but unknown here. In no place has the trend gone as far as in two Spanish cities: Bilbao and Barcelona. It portends, arguably, a new way to make cities.

Bilbao: from gritty to gleaming

American officials, still smitten by the famous Bilbao Effect, too often fail to recognize that the transformation of this once-down-at-heels center of steel and shipbuilding counted (and still counts) on much more than the presence of Frank Gehry's eye-popping museum. A subway system by Norman Foster, an airport terminal by Santiago Calatrava, along with pedestrian bridges and other infrastructure improvements, were already completed by the time the Guggenheim opened. The Metro, locals say, has helped pull together a string of communities stretching along the river. Isolated by steep ridges, they had rapidly declined. A massive river cleanup went along with the gigantic job of moving the port out of the space-squeezed center to a

On the other side of downtown, a railway trench has been reconfigured to accommodate commuter-rail lines that once barricaded the waterfront. The trench is lidded by a new street dotted with new rail stops (opposite, top). A district of new housing has risen over the rail yard. Down the river, another former steel plant site called Barakaldo has been transformed with an intriguing stadium by Eduardo Arroyo, along with apartment blocks and a new industrial park devoted to avionics. Zaha Hadid is master planning the Zorrozaurre peninsula, a spit of land now occupied by a dilapidated jumble of small workshops. Surrounded by water on three sides, the site is pregnant with possibility. There's much more on the boards long term. It's hard to imagine any city of 300,000 in America attempting rebirth on this scale.

The scale of urban regeneration has been made possible because Ría 2000 has been able to sell redevelopment sites, most of them controlled by the city's port commission, at a profit, according to Ángel Nieva, the general director of the agency. But it is also uniquely well coordinated. Key agencies participate, according to Nieva: the port, the railroads, the housing ministry, the local government, the Basque regional government, and the Spanish national government (even as the Basques continue to insist—at times with violence—on greater political independence from Madrid). "Participation is at the

Where Architecture is Urban Design

vast new container facility on the Bay of Biscay.

"We've been lucky," says Carlos Gorostiza, a spokesman for Bilbao Ría 2000, a private redevelopment agency responsible for coordinating public redevelopment efforts. "The Guggenheim was a much bigger success than we anticipated." In its first two years, Guggenheim visitors added 433 million euros (about \$570 million) to the local economy, paying back the project's 132-million-euro (\$172 million) investment more than threefold, according to an analysis by KPMG Peat Marwick. As important, it changed the city's picture of itself, from high-unemployment hopelessness to a "faith in the future," according to Ibon Areso Mendiguren, a deputy mayor in charge of planning for the city of Bilbao. The stiff resistance that had greeted the idea of a splashy branch of the Guggenheim melted. With broad public support, the pace of urban revitalization has quickened.


Now a new tramline extends a handsome riverside esplanade (called for in Rafael Moneo's master plan) north from the Guggenheim (opposite, bottom) past a shopping mall (by Robert Stern) and a hotel (Ricardo Legoretta) to a theater and conference-center complex (by Federico Soriano and Dolores Palacios).

highest levels—the heads or seconds-in-command of each stakeholder," Nieva added emphatically.

By comparison, it is almost inconceivable in America for a transit agency to partner with a major urban redevelopment or that an American port commission would cede power over its properties. (Consider the degeneration of New York's Ground Zero rebuilding into business-as-usual battles over political turf.) The cooperative nature of redevelopment in Bilbao is even unique in Spain, observers say, driven in part by the Basques' desire to show a "can-do" attitude in the face of widespread resistance to its separatist ambitions.

Bilbao has not transformed itself into Silicon Valley, as it hoped, but it has succeeded in retaining sophisticated industrial technology, and increasing some white-collar jobs. Although the metro area is not growing, a common phenomenon as Europe's population

Opposite: Obsolete freight yards (top left) now support housing, a park, and a rerouted commuter rail line (top right) in Bilbao. A new tramline extends a riverside esplanade north from Gehry's Guggenheim (bottom right) on the site of the derelict Euskalduna shipyards (1994 view, bottom left).





The looming presence of a photovoltaic array announces the massive scale of the Barcelona Forum. The plaza, six stories above the sea, roofs a new sewage-treatment plant. Beyond are a marina and bathing areas.

parks, bathing areas, and marinas. And the Forum is remote no more. The Avinguda Diagonal, one of the city's chief thoroughfares, was extended through a declining industrial area called the Poblenou to make the Forum accessible. Two tram lines were also extended, and a metro station was added to an existing line. Roads and utility plants weren't moved; that was too costly. Instead, the power plant and a waste incinerator have been modernized to burn cleaner. A massive 27-acre plaza extends the Diagonal right over a new sewage-treatment plant and a stretch of ring highway that severed the city from the sea.

In the U.S., the cooperation between transit, maritime agencies, and utilities that looks all but seamless in Barcelona remains essentially unthinkable—not to mention the expenditure to create new public space at this scale. Coordinating turf-hoarding bureaucracies is one of the explicit purposes of Barcelona Regional, a metropolitan planning agency that brings together the government entities to realize larger redevelopment aspirations, according to Maria Buhigas, one of the Regional's architects. The regeneration of the Forum area, which has spurred housing and commercial investment on its edges already, is beginning to extend its influence inland to the Poblenou neighborhood, where obsolete industry will gradually give way to smaller-scale industrial, white-collar, and residential uses akin to gentrifying warehouse districts in the U.S.

Working with the city's planning agency, Barcelona Regional has charted the strategic future of huge swaths of the city and areas beyond, with similar large-scale redevelopment also slated for two industrial areas near the airport.

In the case of the Forum, the use of architecture takes massive and very adventurous form. The fissured blue exterior of an

ages, Bilbao is not losing people the way many obsolete industrial centers in Eastern Europe are and the way most heavy-industry cities in America continue to do. Indeed, its housing prices are rising in tandem with the rest of Spain's, its residential center is healthy, and residents are rediscovering overlooked neighborhoods in the old city and outlying districts.

Barcelona: a growth aesthetic

AS RECORD's Spain correspondent David Cohn has noted [June 2004, page 109], Barcelona has embarked on an urban transformation that is even more ambitious and far-reaching than what was done for the 1992 Olympics—the event that put the city on the global map and doubled the number of overnight visitors.


While returning obsolete industrial waterfronts to public use is popular everywhere, few cities would take on the 1.4-mile stretch of waterfront now called the Forum that was filled with freight yards, a smoke-belching power plant, and other essential but unwelcome infrastructure long ago pushed to this remote location. Today, there are

JOSEP ACEBILLO ENVISIONS "A NEW URBAN GEOGRAPHY" IN THE EMERGING SCALE OF URBAN ACTIVITY.

auditorium and exhibition building designed by Herzog & de Meuron, with its improbable and gratuitous cantilevers, forms a traffic-stopping terminus to the Diagonal. Beyond, a massive photovoltaic billboard by J.A. Martínez Lapeña and Elias Torres presides over the acres of paved pedestrian space that cover the treatment plant. To one side, the plaza extends toward the water in long fingers—they happen to be six-story-high fingers. An amusingly twisted bridge takes you even farther, across an inlet to a marina, some cafés, and more garden spaces. On the other side, the Forum's plaza folds down to monumental flights of stairs that lead to an undulating promenade by Foreign Office Architects, and to the oceanside bathing inlets and artificial beaches.

Comparing the plaza-covered structures to icebergs emerg-

Designed to Inspire.



Pinstripe™ Faucets



ing from the sea, Josep Acebillo, the Regional's director general, sees "a platform, a new kind of urban geography that provides close urban contact with the sea and weather. It is a boon in a densely inhabited city like Barcelona, where open spaces are in short supply."

Right now it feels intimidating. But it may come to seem more a part of the rest of the city when future residential uses and a branch of the university campus come along, as planners intend.

More traditional urbanism can be found at the Santa Caterina Market, an old fruit and vegetable market deep within a poverty-racked area of the old city. The market has been spectacularly rejuvenated by the late Enric Miralles's firm, EMBT. An undulating blanket of brightly colored tiles now forms its roof, supported by a twisting and overlapping riot of trusses, glulam arches, and fragments of the building's prosaic old wood framing. EMBT carved away part of the old market to make room for public housing, which has been conceived as if hunks of the massive old city blocks had freed themselves and drifted into the market plaza. They maintain the medieval scale of the streets while admitting sunlight and air. EMBT master planned surrounding blocks with strategic building removals to light and ventilate precincts that previously received almost none of either. It's appealingly sensitive and finely grained.



As different as these interventions are, they share a powerful design concept, and a bold, integrated vision. Each is a costly, complex bet on the future of the city. There's almost no room for the freewheeling, entirely privatized, completely formulaic and innovation-averse American method here.

The radical—to us—notation posited by Barcelona and Bilbao is that we deserve to have cities shaped to the larger community's desires. Does it work? Like Bilbao, Barcelona cannot be said to have spectacularly retooled its economy yet.

Barcelona leads a European trend to attract economic growth by providing ample, high-quality, carefully integrated infrastructure and ample cultural and recreational amenities. The strategy is akin to that advocated by Richard Florida in his book *The Rise of the Creative Class* (Basic Books, 2002). With businesses less tied to place-based natural resources, Florida argues, cities prosper when they provide amenities that attract a desirable workforce. In his *The United*

THESE POWERFUL DESIGN CONCEPTS AND BOLD VISIONS ARE EACH A COSTLY BET ON THE FUTURE.

States of Europe (Penguin, 2004), T.R. Reid finds a payoff in the enormous investments by European Union countries in urban revitalization and infrastructure. (Bilbao's revitalization funds were sweetened by E.U. grants.) Europe, Reid claims, has become a continental economy increasingly able to dictate its economic terms to America.

Partisans of American-style minimal public investment note that economic growth in most of Europe remains unspectacular. Even Europeans frequently criticize the often-plodding planning regimes, just as they often admire the dynamism of American cities—the quick way growth can react to changing economic winds—while deploring architecture's peripheral role.

Yet Barcelona and Bilbao's planner-driven model delivers at least one concrete economic advantage. The well-managed involvement of infrastructure agencies in planned growth creates urban efficiencies Americans can only dream of, like the European railroads that whisk visitors from airports to city centers. The pneumatic underground trash-removal systems that are beginning to appear in Barcelona, Bilbao, and elsewhere in Europe suggest both a management sophistication and a technological sophistication entirely out of reach of America's wealthiest places. Can America afford to ignore the fact that such urban places tend to work more efficiently for businesses, not just for tourists? Intriguingly, the Spanish public-private partnerships are based on American models. What Barcelona and Bilbao teach us is that there may be a way to reconcile America's advantage—its economic and urban dynamism—with urban form making that breeds trust by recognizing a community's quality-of-life aspirations. ■

EMBT reroofed a neighborhood market in a riot of colorful tile. Yet to open, it's magnetic presence is already stirring a troubled area.

STAR STRUCK







© 2004 DSH Home Appliances

Our All-Star gas cooktops feature Thermador's own celebrity: The patented Star™ Burner. Its exclusive, five-point design provides unsurpassed flame spread. ExtraLow® burners from 200 BTU, for delicate simmering, up to a powerful 15,000 BTU showcase the All-Star's remarkable range. Continuous grates, a uniquely accommodating burner layout, and an ergonomic control panel make this cooktop the brightest star in its category. Thermador, empowering the kitchen enthusiast for more than 70 years.

WWW.THERMADOR.COM 1-800-656-9226

Thermador | *An American Icon™*

CIRCLE 43 ON READER SERVICE CARD OR GO TO ARCHRECORD.CONSTRUCTION.COM/PRODUCTS/



From the richly ornate Alhambra in Granada to Juan de Herrera's severe Renaissance monastery at El Escorial in Madrid to Antonio Gaudí's unthinkably flamboyant Sagrada Familia in Barcelona, Spanish architects have for centuries made significant contributions to the field.

But Spain is not only the land of Gaudí; it is also the land of Gehry. Frank Gehry's now-iconic Guggenheim Bilbao (1996) is arguably the most successful modern project in the country, and symbolizes a new age in which foreign architects have invaded the Iberian peninsula armed with flashy computer programs, abstract theories, and globally shaped aesthetics, radically transforming the architectural landscape. These designers are drawn (among other reasons) by the success of contemporary projects like Bilbao, by the glut of construction in one of the most active construction markets in the world, by the ability to experiment in a building culture that gives architects dramatic leeway, and by a welcoming, even adoring public.

Spain isn't ready to be outdone. While foreign architects flock to the country, Spanish architects are exporting their talent around the world at an unprecedented pace. The new diaspora of Spanish talent is facilitated by an increased worldwide interest in contemporary Spanish architecture, respected for its mix of simple sophistication and a keen eye for structural detail. (It doesn't hurt that Spanish design magazines have made it their mission to promote this development.) And so the import and export of talent in Spain at this moment makes the country a wonderful lab for international creativity, and an excellent case study—a positive one, it is hoped—of the increasing globalization of architecture.

The foreigners are coming!

In many ways, the influx of foreign architects to Spain is similar to (but not as large as) the recent parade of international talent to China. Development in Spain was long stifled by the Franco regime but burgeoned after his departure and the country's subsequent financial upturn, along with generous E.U. subsidies, leaving a tempting market for international firms. According to Spanish consulting firm Analistas Financieros, construction made up 9.8 percent of Spain's economy in 2003, versus an average of 5.6 percent for the E.U. Like China, the country has sought to promote its dynamic new international presence and wealth by enlisting tested talent from the architectural scene. With successful projects like Bilbao, which has been attracting about one million visitors a year since its opening, and its Bilbao Effect (Spaniards call it the "Guggenheim effect"), the demand for foreign architects by public and private clients has grown that much more.

The number of architects entering Spain in the past five years is nothing short of amazing. Gehry, for one, has been asked to revamp another city, Elciego, with a public winery of Spanish limestone and titanium that the firm says is intended to help the city "redefine and invigorate its public image." Completion is set for 2006. Gehry is also working on a hotel in the regenerating Poblenou district of Barcelona. French architect Dominique Perrault's firm has four projects, making Spain its largest market. British-based David Chipperfield has six, and Swiss firm Herzog & de Meuron has eight. Other high-profile names include Zaha Hadid (four projects, including Euskatren headquarters in Durango) and Rem Koolhaas's OMA (Cordoba Congress Center and Logrono train station).

"The rest of Europe is very built already, and the architecture scene is a bit more dead," says Juan Fernandez Andrino, an architect based

in Spain working for Perrault's office. "In Spain, they're always looking for new people, new ideas." Adds Herzog partner Ascan Mergenthaler, "I think Spain is the only place in the world besides China where you can do radical urban change and intervention."

The itch to build is evident in public architectural enthusiasm, also spurred by a strong tradition of visual culture. Peter Eisenman, who is building the Galicia City of Culture, an elaborate complex of cultural buildings in Santiago de Compostela, has been floored by the response. "I walk into hotels where I'm known. I can get a table in restaurants. It's rare in the U.S. to get that kind of public recognition," says Eisenman, who says he is asked to meet with the region's president every time he visits. Other designers rave about the hundreds of people who come to their lectures and even line up around the fences of their construction sites.

The country also provides architects a laboratory in which to experiment. Most foreigners say they are drawn to the flexibility and deference of Spanish contractors. Architects, not contractors, are in charge: Change orders are easier to process, and buildings can be a work in progress

The Spanish Import Export Business

after construction documents have been formulated. "The system is negotiable," notes Mergenthaler. The downside, notes Fernandez Andrino, is that the process is often quite "messy," with delays, miscommunication, and disorganization, as the natural side effects of flexibility. And unlike China, Spain already has an established tradition of Modern architecture, so contractors, local architects, and the public can lend input to create sophisticated designs. This too has a downside: "Sometimes they [the contractors] think they know better than we do," adds Mergenthaler.

A new style

The contributions of foreign architects, often based in abstract theory, away from the confines of construction, are in many ways different from the Spanish design orthodoxy, which tends to draw on fairly simple geometries and a limited palate of materials and structure. Perhaps the symbol of the new international presence in Spain is Herzog & de Meuron's new Forum

Richard Rogers's NAT Barajas New Terminal, Madrid (1). Herzog & de Meuron's Barcelona Forum building, Barcelona (2). A model of Frank Gehry's Riscal Winery, Elciego (3). Jean Nouvel's Torre Agbar, Barcelona (4). Dominique Perrault's Thalasso Hotel, Tenerife (5). Peter Eisenman's City of Culture of Galicia, Santiago de Compostela (6). A house in Galicia by David Chipperfield (7). A model of OMA's Cordoba Congress Center (8).

building [RECORD, June 2004, page 109] in Barcelona, opened for last summer's Universal Forum of Cultures event. The flat, triangular building, covered in dark tile and shaped to the large intersecting boulevards around it, is marked on its facade with twisted crystals cutting into the surface, angled window slots, and computer-generated superimposed images mimicking water reflections (a nod to the seascape that the building abuts). The roof features a running water pool, with water falling into the public plaza through small crevices in the volume. Possibly more structurally unorthodox are soon-to-open projects like Richard Rogers's new Barajas airport terminal (designed with Madrid-based Lamela), a massive, structurally ambitious concoction of wavy concrete and ebullient colors; Peter Eisenman's gargantuan City of Culture, which resembles the hillsides of Santiago de Compostela more than the forms of any buildings; and Jean Nouvel's Agbar Tower in Barcelona, a shimmering, bullet-shaped skyscraper whose red, blue, and green surface, wrapped in an armature of patterned-glass louvers, appears to disintegrate as it progresses upward into the sky.

While embracing new talent, Spanish architects acknowledge tension with the newcomers. Some Spaniards are frustrated by a lack of inclusion in international competitions (the government has responded,

many say, by including an equal number of foreign and Spanish architects). Others, Fernandez Andrino points out, have appeared annoyed at the "frivolity" of foreign styles, suspecting that outside architects take a less rigorous approach to building. Some note that foreign architects get special treatment, whereas local architects remain bound by strict government design rules. Most feel that the growth in construction is not sustainable: "They point out that the E.U.'s inclusion of several poorer countries to its membership will mean much less construction money in Spain, and that ambitious borrowing for construction could soon lead to a debt crisis in the country.

Spain is the new black

Nevertheless, while foreign architects seem to be beating down Spain's doors to get work, Spanish architects are banging right back, with commissions and demand for their work growing around the world.

Spain has become a laboratory for international talent, while its architects are testing the world scene.

Modernist-style practitioner Ricardo Bofill has completed or is planning an unbelievable 111 projects outside Spain, in France, the United States, the Czech Republic, Luxembourg, Japan, China, Lebanon, Morocco, and elsewhere. Juan Navarro Baldeweg is working on a glass-infused, sculptural office building in Amersfoort, the Netherlands, while Alberto Campo Baeza is completing an elegant "box" of glass and concrete in Garrison, New York. One of the pioneers of the Spanish "export business," Rafael Moneo has completed influential foreign works such as the heavy, but simple and pristine Cathedral Of Our Lady of the Angels in Los Angeles and the assiduously rectilinear Cranbrook Art Museum in Michigan. Having designed 10 international projects, he is now working on four more, including a student center at Rhode Island School of Design in Providence and a science and engineering lab for Harvard University. The RISD project, which has a square envelope, horizontal bands, a Roman brick base, and limited glazing, is seen as a staid but glowing "lantern" for the city.

While the rise of Spanish work outside the country is partly a natural outgrowth of the internationalization of architecture, it is Spain's adherence to a different, some would say old-fashioned, style of building based in the rigors of construction that often makes it popular in the rest of the world. Perhaps its simplicity and human scale is an antidote to the head-spinning cacophony of today's emerging styles.





"I think what many like about our architecture is its purity, logic, and rationalism," says Miguel Quismondo, a Spanish architect working on Campo Baeza's house in Garrison. "It stays with a simple plan." Fernandez Andrino calls this style "Modernism with a touch," while Jean-Pierre Carniaux, a partner with Bofill, calls it "Archaeomodernism." Owing, say many, to the relative isolation of the Franco years, to the highly regimented, engineering-heavy Spanish architectural education system, and to somewhat lower technological standards, the style began to catch on immediately after Spain returned to the world community. "After the change of government, the world looked to Spain," says emerging practitioner Antonio Cruz. "They discovered very good architecture, and they were very surprised."

Exceptions

Yet not all exported work is restrained and "pure," as is evidenced by prolific Spanish architects like Santiago Calatrava, Enric Miralles Benedetta Tagliabue (EMBT), and Foreign Office Architects (FOA), whose designs, still rooted in structural rigor, often include the deconstruction of traditional forms. EMBT, whose work has become increasingly unorthodox since its inception, has garnered bewilderment and adoration for the dazzling jumble that is the new Scottish Parliament [RECORD, February 2005, page 98] in Edinburgh, for a deconstructed town hall in Utrecht, the Netherlands, and a chaotic music school in Hamburg, Germany. Calatrava, designer of the Athens Olympic Complex, and winner of this year's AIA Gold Medal, has built one of the most impressive international portfolios of any living architect, although some find his huge, irregular forms (and his base in Zurich) "un-Spanish" (he points to both international and Spanish influences). FOA, based in London, and led by partners educated in Spain and abroad, has created or is planning digitally inspired works in Britain, the U.S., Japan, and South Korea. Younger Spanish architects, even more plugged into international architecture and its styles, theories, and technologies, have recently begun exporting their architecture. Works by Cruz y Ortiz (Rijksmuseum in Amsterdam and the Basel railway station in Switzerland), Mansilla + Tuñón (designing a house in China that merges simplicity with unusual playfulness), and Carlos Ferrater (the crystalline Aquieila Tower in Venice and a digitally enhanced concert hall in Le Mans) are setting the stage for the next phase of Spanish work abroad, combining structural rigor with theoretical experimentation.

Some traditionalists bemoan the fact that the new "international style" is beginning to merge across countries, flowing in and out of borders as if they no longer existed. Quismondo notes that Campo Baeza, his boss, "would say sometimes this influence may become contamination." But both old guard and new in Spain appear to support the emphasis on a common goal: excellent design, espousing what Faero Polo calls a "professional rejection" of the banal, corporate work that often accompanies architectural globalization. Which raises an important question: If Spain can serve as a new model, is it possible that globalization does not have to mean the homogenization of culture and aesthetic sensibility? Perhaps it can begin to incorporate the keenest elements of regional and international architecture. Perhaps the newest designs can contain the best of both worlds. ■

Ricardo Bofill's Shiseido Building, Tokyo (1). A model of Rafael Moneo's RISD Student Center, Rhode Island (2). A rendering of Alberto Campo Baeza's Garrison, New York, residence (3). Santiago Calatrava's Olympic Velodrome, Athens (4). EMBT's Hamburg Music School (5). Foreign Office Architects' Yokohama International Port Terminal (6). Carlos Ferrater's Aquieila Tower, Venice (7). Cruz y Ortiz's Basel Train Station (8). Juan Navarro Baldeweg's Woolworth Center addition, Princeton, New Jersey (9).





By planting more than 650 million trees each year, we're growing new forests every day.

For us...and for them.



The forest. To many, it's home.




SUSTAINABLE FORESTRY INITIATIVE

Growing Tomorrow's Forests Today®

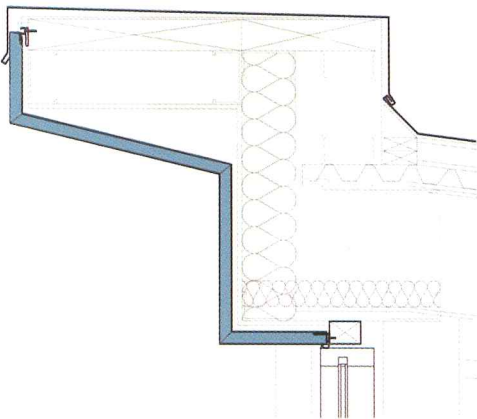
www.aboutsgi.org

CIRCLE 44 ON READER SERVICE CARD OR GO
TO ARCHRECORD.CONSTRUCTION.COM/PRODUCTS/



MAKING THE GRADE IS EASIER THAN EVER WITH ALPOLIC®

In fact, ALPOLIC® Aluminum Composite Materials (ACM) don't just make the grade, they pass with flying colors. That's why ALPOLIC's Silver Metallic ACM, (more than 8,600 square feet of it) was the choice for a recent cladding job at Fredericksburg Academy in Fredericksburg, Virginia. The focal point of the building combines radius, straight and tapered panels, creating a monumental appearance and a unique architectural statement on the modernization of educational facilities in Virginia. The industry's worldwide leader in innovation, ALPOLIC® offers Aluminum and Metal Composite Materials of unrivaled durability, superior flatness, rigidity and lightness of weight, yet amazing flexibility and ease of fabrication. Combine all that with ALPOLIC's great looks and virtually limitless range of finishes and it's clear that ALPOLIC® is in a class by itself. For more information, call 1-800-422-7270 or visit us at www.alpolic-usa.com.



PROJECT: Fredericksburg Academy

ARCHITECT: Cooper Carry, Alexandria Virginia

FABRICATOR/SYSTEM: W. H. Stovall I Rout and Return Gasket 175

PRODUCT: ALPOLIC's Silver Metallic

CIRCLE 45 ON READER SERVICE CARD OR GO
TO ARCHRECORD.CONSTRUCTION.COM/PRODUCTS/

ALPOLIC®
Reflecting The Future, Today.

©2005 Mitsubishi Chemical America, Inc. All Rights Reserved.

 PPG Coatings Protection
A Member of the Coralon® Family

 LUMIFLON

Why Does Spain Love Architecture So Much?

By David Cohn

Seven projects in this month's issue take the pulse of contemporary Spanish architecture. Little known to most outsiders, Spain has become a powerhouse of architectural talent over the past two decades, fueled by a growing economy, a thriving public sector, and a thirst for the symbols of modernity that mark the country's emergence from the underdevelopment and political repression of the Franco dictatorship (1939–75) into the community of democratic European nations. While Spain's best-known architects, such as Rafael Moneo and Santiago Calatrava, are among the most sought-after internationally, the current boom is led by a large group of lesser-known figures, many working in regional capitals far from the traditional centers of the design scene, Barcelona and Madrid. Their work shares a sharply chiseled sculptural precision and a dignified austerity, occasionally mixed with more formally complex and experimental approaches, traits that spring from common origins. The architecture community is closely knit, organized in small practices around local schools of architecture and professional associations, with a rigorous professional training and esprit de corps. A Modernist tradition is deeply rooted in Spain; it has been passed from master teachers to students and apprentices in an uninterrupted chain since the 1950s.

Spain today is one of the European Union's biggest success stories, with an economy that continues to grow at a rate well above the European average, and a standard of living that is fast approaching the levels of countries such as France and Germany. This growth is due in part to massive investments in infrastructure, urban renewal, business incentives, agricultural reforms, and other initiatives financed by the European Union with the express purpose of bringing such growth to poorer regions. Since

joining the Union in 1986, Spain has received \$95 billion (73.2 billion euros) in "Funds of Cohesion" and "Structural Funds," more than any other member.

Public investment spurs growth

Spanish governments at the national, regional, and local levels have used such investments to strategically guide economic development, with policies that have directly benefited Spain's public architecture. In 2004, for example, the Ministry of Development budgeted \$21 billion (17 billion euros) in public and private infrastructure investments. Local authorities have sponsored the construction of new commuter lines, conference centers, trade fair complexes, office parks, and other facilities, and they often turn to global-scaled events to orchestrate urban improvements and promote local economies, such as last year's Barcelona Forum, Zaragoza's International Exposition of 2008, and Madrid's bid to host the 2012 Olympics. Hoping to emulate the successful formula of the Guggenheim Museum in Bilbao, other regions commission daring works of architecture, such as Peter Eisenman's upcoming City of Culture that sculpts a hillside in Santiago de Compostela. Spain's decentralization of state power to 17 regional "autonomies" has promoted the creation of a gamut of new cultural institutions in provincial capitals, and investments in public health and educational systems at all levels.

Economic growth has brought new urban development, particularly in the housing sector, which has been fueled by pent-up demand, low interest rates, and spiraling prices. New development is directed by local authorities through General Plans and Partial Area Plans that determine the location of developments in coordination with new highways, public transportation systems, and other infrastructure. These plans lay out streets, parks, and public services and define building massing and other aspects of zoning. While such planning is generally carried out by municipal technicians with little flair, Spain has avoided much of the opportunistic sprawl found around American cities.

David Cohn is an international correspondent for RECORD, based in Madrid.


The city of Barcelona also takes an unusually active role in encouraging private developers to commission well-known local and international architects, like the private projects under way by Jean Nouvel, Dominique Perrault, Richard Rogers, and others.

An architectural laboratory

It is thus no accident that all the projects presented in this issue are public works. Even modest works are generally allocated through design competitions in collaboration with Spain's professional associations. Private clients and developers tend to be much more conservative. The Santander Bank, Spain's largest, has just completed a suburban campus designed in a Postmodern style by Kevin Roche, for example. But there are signs that this too is beginning to change. Oil giant Repsol YPF's recent plan for a new corporate headquarters tower in Madrid by Norman Foster is one example.

The economic and social renewal of Spain has helped promote not only an architectural blossoming, but a cultural renaissance in areas as diverse as film, literature, popular music, and even gastronomy. Economic analyst Antonio Subirá comments, "For the first time in various centuries of wars, dictatorship, and social upheavals of every kind, we have become a normal country." This stability has allowed Spain's native creative genius to flourish. As Kurt Forster, director of last year's Venice Biennale, told a Spanish newspaper, "Spain has become a synonym for an architectural, cultural, and political laboratory."

Among the factors that have contributed to the cultivation of architectural talent in Spain are the opportunities offered to younger architects through open competitions for public buildings, teaching positions in



With a playfulness reminiscent of his mentor Rem Koolhaas, Eduardo Arroyo brings color and an intriguing translucency to an 8,000-seat stadium. It's a beacon in the redeveloping Barakaldo district of Bilbao.

Spain's large public architectural schools, and special programs such as Europe's biannual public housing competition, open to practitioners under 40. Architecture is one of the most sought-after fields of study, attracting the most qualified students. Admitted through competitive testing, 80 percent of today's students are women, as is the case in other elite fields, such as medicine. This demographic surge should dramatically impact a profession that has already nurtured a number of well-known women practitioners. In Spain, architecture is as demanding and competitive a career as in the United States, but the potential rewards in today's economic boom are enticing.

With its broad support of the field, Spain has seen a continuous generational renewal among the ranks of its better-known architects.

Ángela García de Paredes and Ignacio García Pedrosa are among an emerging generation of Spanish architects who advance the Spanish Modernist tradition. In the Almería Archaeological Museum they unite an understanding of the tectonic potential in materials with the expressive possibilities of structure.



Figures who five years ago were promising beginners are now considered mainstream while still in their mid-40s, such as Luis Mansilla and Emilio Tuñón, Francisco Mangado, or Eduardo de Miguel, all featured in this issue. An emphasis on youth has characterized Spain's architecture at least since the 1930s, when recent graduates advocating the Modern cause were commissioned to build Madrid's University City. In the 1950s, younger architects led the revival of Modernism in Franco's Spain. Mature architects have sometimes suffered neglect, although recently many have been finding new opportunities for work in the rest of Europe and as far away as China.

Local associations called colleges of architecture also have contributed to the vitality of Spanish architecture. The colleges, descended from the tradition of the medieval craft guilds, act as corporate bodies, registering and approving building plans before they are submitted for permits. The colleges set guidelines for architects' fees, as well as collecting and distributing them. The income derived from these services finances a broad range of activities, including cultural programs, magazines, competitions and awards, technical training, marketing, cooperative insurance,

STRATEGIC PUBLIC INVESTMENT IN ARCHITECTURE HAS BEEN KEY TO SPAIN'S ECONOMIC SUCCESS STORY.

and savings societies. The colleges represent the public voice of the architectural community in their respective locales. They are grouped nationally in the High Council of the Architectural Colleges of Spain (CSCAE). The CSCAE collaborates with the Ministry of Housing's Department of Architecture on activities such as the exhibition center at the Nuevos Ministerios in Madrid (page 92), national competitions, and the Biennial of Spanish Architecture. Through the colleges, Spain's architects have a direct impact on national and local government policies affecting what they do.

An aesthetics of construction

One reason much Spanish architecture shares common formal characteristics is that architectural education in Spain is more technically focused than in the United States. Until very recently, architects routinely did their own structural calculations for most designs. As a result, their work is strongly based not only on the tectonic qualities of the materials used but on structural principles, evident even in the highly expressionistic work of the late Enric Miralles [as in the Scottish Parliament, *RECORD*, February 2005, page 98]. Working in small studios with a handful of associates, on generally relatively small-scaled projects, Spain's architects often still involve themselves closely in the construction process. Manuel Gallego Jorreto, author of the Presidential Compound in the isolated region of Galicia [page 84], works directly with stone masons, carpenters, and metalworkers trained in shipbuilding.

Modernism has historically been known as "rationalism" in Spain, as it is in Italy, an emphasis which has favored interpretations of architecture in terms of science, technics, and function rather than style. The architects who reintroduced Modern archi-

ture to Spain in the 1950s (Franco purged the Modern architects of the Republic in 1931–39) found in a functional architecture a refuge from the nationalist rhetoric of the revivalist styles promoted by Franco. These architects were influential teachers and masters, and their impact is still strongly felt today: the eclectic, formally adventurous Francisco Sáenz de Oíza, with whom Rafael Moneo apprenticed in the 1960s; the proto-Minimalist Alejandro de la Sota, mentor of Manuel Gallego Jorreto, Juan Navarro Baldeweg, Josep Llinàs, and many others. There are more elaborate "organicist" form makers, such as Javier Carvajal, who taught Francisco Mangado and Eduardo de Miguel at the Pamplona School of Architecture, and José María García de Paredes, father of Ángela G. de Paredes (opposite, bottom).

Yet while the functionalist stance of these figures is the source of the disciplined professionalism and formal restraint of much Spanish work, these men were also rebels in their time, and their work was often convulsed by radical formal experimentation, such as Sáenz de Oíza's Torres Blancas building in Madrid (1960–68), contemporary in spirit with Paul Rudolph's work in the United States. The more experimental work of Miralles, the partners Mansilla and Tuñón (once apprentices of Moneo), and others has its roots in this tradition as well, although younger architects such as Eduardo Arroyo (opposite, top) or London-based Alejandro Zaera, who both did stints at the Rotterdam office of Rem Koolhaas, are finding a wider horizon of reference in Europe as a whole.

While the revival of Spanish architecture has until now been largely a local affair, its influence grows in the rest of Europe, just as Spain's increasingly international orientation has aided its economy. Spain's adoption of the European social-welfare model has tilted the practice of architecture so strongly to public works, animating design with a clear social purpose. Such idealism may seem nostalgic in a Europe where several nations struggle with economic stagnation, declining public resources, and growing social unrest. In Spain, the so-called welfare state model still looks like the forward-moving edge of progress. ■

The editors at ARCHITECTURAL RECORD gratefully acknowledge the enormous contribution David Cohn has made to the preparation of this issue. Malcolm Blier rendered invaluable assistance.

While few emulate the prodigious expressionism of the late Enric Miralles, the suave drama of a library in Barcelona by Josep Llinàs leavens the dominant monastic austerity found among his peers.





Clerestory light and long pendant fixtures emphasize the height of a concourse outside the concert hall. The hall's small VIP balcony forms a bulge.

A THEATER AND CONFERENCE CENTER in Pamplona takes on a magisterial simplicity in the hands of Francisco Mangado

By James S. Russell, AIA

In his Pamplona, Spain, office, Francisco Mangado is a sunny presence as he darts from conference room to studio, good-naturedly barking commands to staff. Few thoughts are completed—he's onto the next point before concluding the last. I wondered how such a fast-moving intelligence could ever settle down. On-site at the theater and conference-center complex he designed for the Spanish province of Navarre, his explanation of the building unfolded as rationally and deliberately as the building he was describing. It is clear there are two sides to Mangado; the building embodies both.

Programmatically, it is a peculiar hybrid. It houses a conference center, with meeting rooms, a 54,000-square-foot exposition hall, and dining facilities. It also contains a 1,600-seat multipurpose theater and 600-seat chamber music hall. Such two-birds-with-one-building projects have gone up in several medium-size Spanish cities, but this 409,000-square-foot structure is among the largest. The idea is to share services and keep the facility in use both days and evenings.

Behind a vast, mostly empty plaza that is roughly textured by Belgian block paving, the building sits brooding like a primordial fortress. While look-at-me form making makes sense for culturally significant buildings, it was not for Mangado. "In this site," he said, "it was more important to shape urban spaces than to make an object."

Conceptually, Mangado has corralled this very complex program into a magisterial simplicity. At this large site, long held by the military, the tight streets of medieval Pamplona meet a sector that grew rapidly and sloppily in the 1960s and 1970s. To bring coherence to the transition, Mangado formed street walls with an L-shaped building (site plan, right). The mute sobriety of Mangado's forms gives the building the visual heft it needs to take command of its surroundings. The plaza extends a network of older plazas that leads into the heart of the old city. These urban gestures, Mangado thinks, allowed his design to prevail in a competition that attracted 160 entrants.

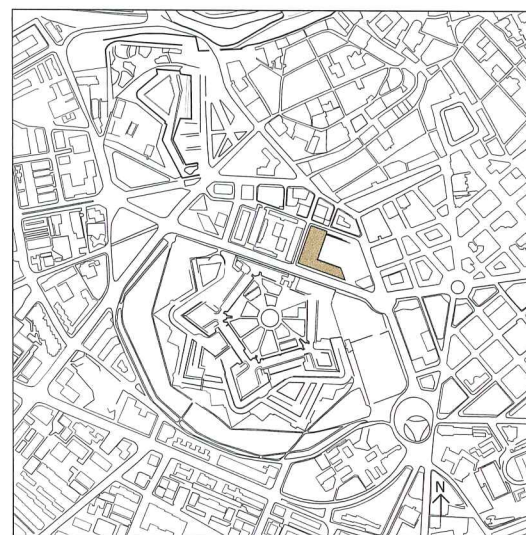
Stepping inside, a much richer palette reveals itself. The full-height lobby divides meeting and theater functions, though the architect allows the circulation spaces of both to flow naturally into each other. Throughout, Mangado's evocative flair for the dramatic is grounded by a monastic austerity. He emphasizes both the length and

the vertical dimension of the concourse that runs along the theater (opposite), for example. A sure command of light, materials, and proportion gives the authority to the straightforward gestures. In contrast to the play of light and dark in the public spaces, both the theater and chamber music hall are entirely faced—floor, walls, and ceiling—in blond-toned ash. Instead of spectacle, Mangado supplies cool elegance (and an acoustical middle path) to accommodate conferences, concerts, and theater.

With long steel box beams (each 3 feet wide by 8 feet deep) suspending a mezzanine, the column-free exhibition hall is quietly monumental (page 83, bottom right). Above it, Mangado stacked a suite of wood-paneled meeting rooms that open to elegant clerestories. They are reached by a concourse along which he has extended a full-length band of glass, punctuated by beefy wood supports. The feeling is of a cloister. The glazing is interrupted by a high square window that opens onto an especially ravishing view of the citadel remains. It is among several impish exceptions Mangado permits himself to the cool rationality of the whole.

A rather larger exception presented itself early in excavation for the building, when elaborate, hitherto unknown foundations for the citadel were found beneath the exposition hall. Mangado dropped in a stair and worked additional exhibition space around them. They now form an extraordinary underground presence in the complex. That they feel so naturally a part of such a quintessentially Modern structure testifies to the gravitas Mangado has conjured with the conventional ingredients of contemporary construction. ■

One wing of Mangado's building screens a busy thoroughfare with high, crenellated walls that echo the spectacular remains of a magnificent, star-shaped Renaissance citadel beyond. The other wing extends an existing street, focusing it on the ornate pedimented portal to the old fortifications.



Project: Baluarte Auditorium and Congress Hall, Pamplona
Architect: Mangado and Associates—Francisco José Mangado Beloqu, Alfonso Alzugaray Los Arcos,

Carlos Pereda, Isabel López, María Langarita, Laura Martínez de Gereñu.
Engineers: NB 35 (structural); Iturralde y Sagües (services); Higiní Arau (acoustical)

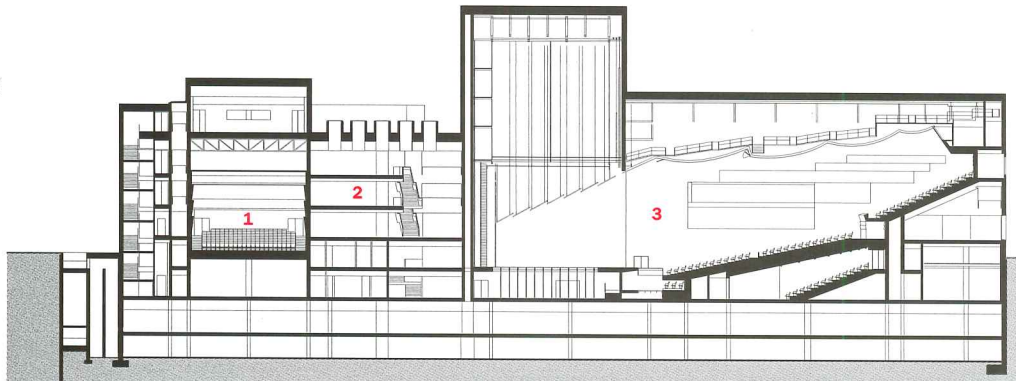


PALACIO DE CONGRESOS Y AUDITORIO DE NAVARRA



Mangado set the building behind a spacious plaza (left). An elegant 19th-century parliament building completes it. The glass entrance reads as a slit (above), seemingly squeezed under the weight of a high wall of dark gray granite panels.

- 1. Chamber music hall
- 2. Lobby
- 3. Theater



SECTION A-A

0 20 FT.
6 M.

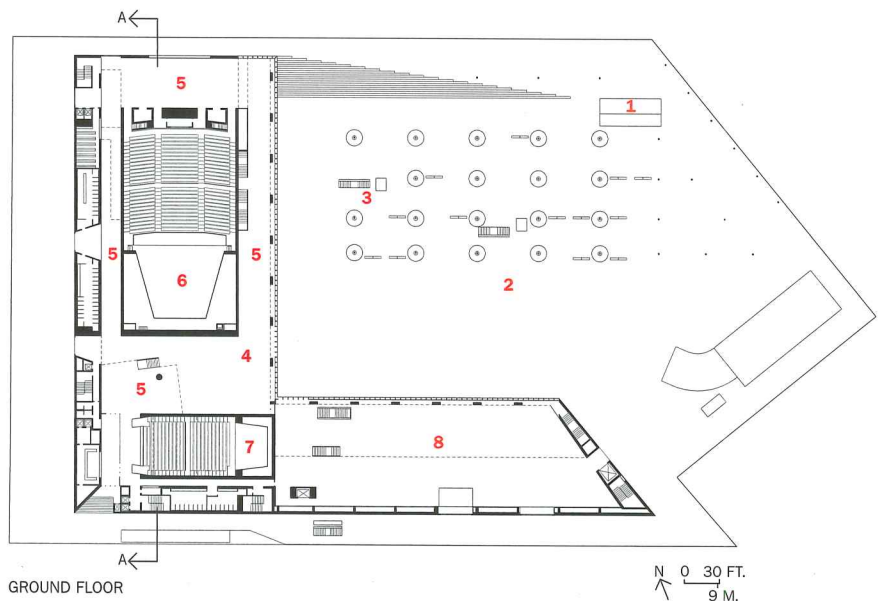
The main stair (this page), a beefy zigzag in treated, unpainted steel, appears to support distended landings cantilevered from this large room's single column. A surprisingly gutsy sculptural gesture, its drama is abetted by the contrast of white-painted dry-wall, the stair's dark steel, the slightly roughened surface of the flamed Indian quartzite floor, and the fluted, variegated hardwood panels.






Mangado incorporated Renaissance-era ruins (above) found below the exposition hall (opposite, bottom right). A top-floor concourse opens to a view of the citadel (opposite, top). A top-floor concourse opens to a view of the citadel (opposite, top). Intended for theater, opera, concerts, and oral presentations, the main multipurpose theater (opposite, bottom left) is boxy—comfortable rather than intimate.

1. Ticketing
2. Plaza
3. Access to below-plaza parking
4. Lobby
5. Concourse
6. Theater
7. Chamber music hall
8. Exposition






Manuel Gallego Jorroto lends the **PRESIDENTIAL COMPOUND OF GALICIA** an air of openness by nestling private and public spaces into a hilltop site



A public park surrounds the hilltop site of the presidential office and residence for the region of Galicia (1). The processional stair (2) leads to a public entry court ringed by thick granite walls (6).

Private quarters for the president overlook interior courts cut into the hillside (3), while a glazed facade overlooks a sunken court in the office wing (4). The residence is tucked into the terrain (5).





By David Cohn

Searching for an appropriate approach to the symbolic role of the Presidential Compound, a residence and offices for the president of the regional government of Galicia in northwest Spain, local architect Manuel Gallego Jorreto turned to the timeless granite structures of the region and its capital, the medieval pilgrimage city of Santiago de Compostela. Gallego Jorreto explains, “I thought of [the project] not as representing an aloof power, like a palace, but how to make the people who come here feel represented, so that you enter something where you feel among your people, your language, your place.”

The compound is located on a hill in Santiago, where it enjoys privileged views of the magnificent Baroque cathedral and skyline. The structures and outdoor spaces are partially buried into the hillside to preserve the hilltop’s green profile amid the city. Beautifully crafted granite walls range in technological sophistication from the dry-set, roughly squared-off “boulders” of the retaining walls in the public park that surrounds the compound to the finished blocks of the entry court, which are 4 feet thick—“so you feel the agreeable sensation of passing through the walls”—to the thin panels of veneer hung on the stainless-steel framing of the buildings themselves. Other finishes include zinc roofs, cedar framing, and floors of oak and tropical ipe wood.

The compound is divided between the public wing and the private residence, situated on opposite sides of the hill and connected by a spine containing services and security control. The public wing, used for offices and official receptions, overlooks a sunken walled patio. The residence’s most private spaces are located around interior courts cut into the hill, while public rooms face the city. Due to its size and complexity, the residence became “almost like a village, with various foci,” Gallego Jorreto says.

The architect apprenticed in Madrid with Alejandro de la Sota, a key figure in the revival of Spanish Modernism after the Civil War. Just as De la Sota used functionalism in his landmark Civil Government Building in Tarragona (1957–63) to deflate the rhetorical bombast of other official works of the Franco regime, Gallego Jorreto here mixes traditional materials and a distilled, exquisitely detailed Modern formal vocabulary to give the trappings of contemporary democratic power a humane and domestic scale. ■

Project: Presidential Compound of Galicia, Santiago de Compostela

Architect: Manuel Gallego Jorreto—Jorge Cao Abad, partner in charge and project architect; Elisa Gallego Picard, Julio Grande Perez, design team

Sources

Stone: Granitos Deza

Concrete: Hormigones Faro

Zinc roofing: Rendal

Stainless steel: Argimiro Rodriguez

Landscaping: Cespa



De Miguel's new cast-concrete facade, with iroko window frames, respects the surrounding built context without mimicking it. Here, the entry doors give access to the theater's backstage and rehearsal areas.

At **TEATRO EL MUSICAL** in Valencia, Eduardo de Miguel breathes new life into the remains of a derelict early-20th-century music hall

By David Cohn

Born in the cold, mountainous region of Pamplona, Spain, architect Eduardo de Miguel migrated early in his career to the prosperous southern port city of Valencia, birthplace of paella and the architect Santiago Calatrava, and inspiration for local painter Joaquín Sorolla's watercolor beach scenes. In transforming Teatro El Musical—just a block from the beach in El Cabañal, Valencia's former fishermen's quarter—de Miguel brings a taste for sharp detailing, sensual materiality, and elegant, rhetoric-free forms acquired in his schooling and early training in Pamplona. Blending indoor and outdoor public space, this project opens itself to embrace the benign Mediterranean climate.

Though the original building lacks precise documentation, De Miguel dates it to the 1920s and '30s, when it served as a local music hall. After Spain's Civil War (1936–39), the place became a cinema and later stood abandoned for 20 years until 1997, when the city of Valencia took it over. The municipality, trying to maintain the structure's cultural presence in this modest neighborhood, initially commissioned De Miguel to rehabilitate El Musical as a theater. But as the architect recalls, he found the interior "completely in ruins," making its conservation with upgrades to current standards "practically impossible." The architect and his client deemed the quality of the existing spaces unremarkable, and given the complete loss of original finishes, decided to retain only the entry elevation, while entirely rebuilding the rest. The city now rents the space to a consortium of local commercial theater producers.

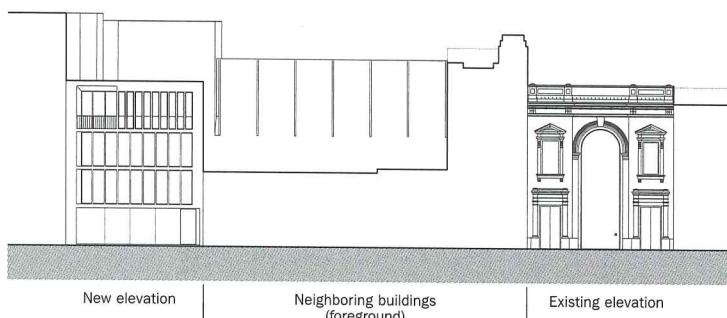
As completed, the 32,000-square-foot building has two facades: the main public entrance through the salvaged elevation's triumphal Neoclassical arch, and the backstage/rehearsal area entrance into De Miguel's new concrete-frame structure. In adapting the old elevation—which stands, just beside a parish church, on a corner the district's main plaza—De Miguel removed a glazed upper-floor balcony and added 32-foot-high wooden doors, turning a narrow passageway into a grand portal.

Keeping the original footprint, the building's plan forms a U: The two entry facades connect to an auditorium, set deep in the block behind a row of four small neighboring buildings fronting the street. The main interior sequence leads theatergoers from the entrance under a "bridge" of upper floors into a high foyer, and through a 90-degree turn

into the 400-seat auditorium. Offices, reception and meeting rooms, and the café's glazed balcony overlook the foyer. Such secondary spaces occupy four floors, replacing the original building's two high-ceilinged stories. De Miguel treated the foyer, he explains, as a traditional Valencian patio, relying on natural ventilation instead of air-conditioning and covering the extensive skylights with wood slats to filter light and provide shade. Here, a curving plane of slatted wood cascades dramatically from the skylights, covering the underside of the theater's high, raked seating and reaching the floor as a continuous wood bench. The architect countered this formal gesture, which draws visitors toward the auditorium, with an elegant steel stair rising from the back of the foyer to the second floor's café and outdoor terrace.

With a double shell of concrete walls lining the long sides of the theater, De Miguel created interstitial spaces that facilitate ground-level access to the auditorium and allowed him to introduce overhead indirect natural light and acoustically absorbent materials. The layering extends to the back of the foyer, enhancing its sectional complexity.

"Working with space defined by bone rather than skin," De Miguel says, has been a long-term design obsession for him. Throughout El Musical, he exposed the structural walls: textured, board-formed concrete, laboriously cast to incorporate electrical, plumbing, and other mechanical conduits behind the narrow, vertical bands of the formwork.



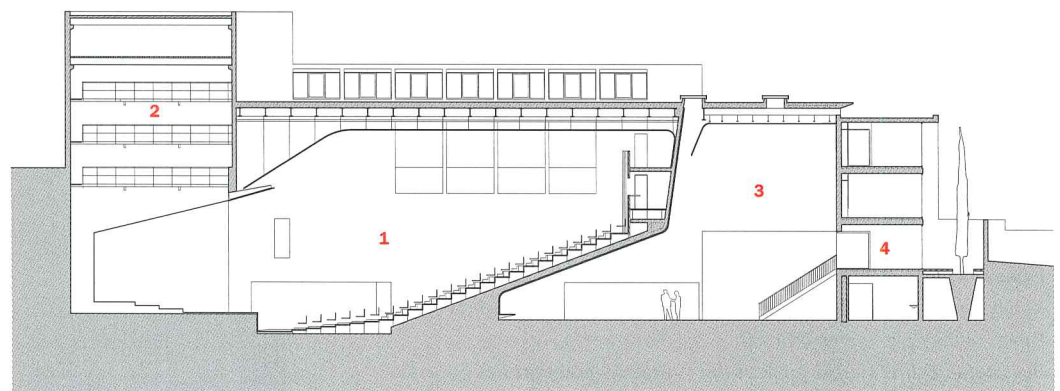
For the new building's main public entry, De Miguel adapted one of El Musical's original facades—the only element the architect was able to salvage.

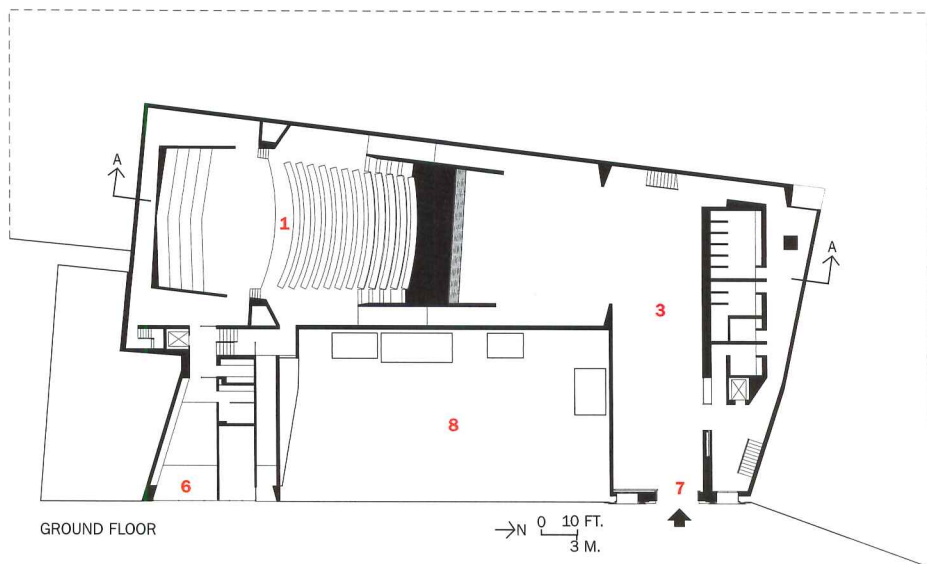
Project: Teatro El Musical, Valencia
Architect: Eduardo de Miguel—
Eduardo de Miguel, principal; Arancha Muñoz Criado, David Zaragaza Aznar, Pablo Fuertes Pérez, Antonio García Blay, Rafael Bellver García, project team

Engineers: Sondeos, Estructuras y Geotécnica; Consulting de Ingeniería
Sources
Concrete: Hormicemex
Formwork: Doka
Reinforcement: Ros Casares




The building's simple but elegantly rhythmic concrete shell—encasing the auditorium—provides a quiet backdrop to the playground of an adjacent property (above).





1. Auditorium
2. Fly space
3. Lobby
4. Café/bar
5. Terrace
6. Back-of-the-house entry
7. Main public entry
8. Adjacent buildings



Throughout the interior, the architect played accents of tropical iroko against exposed board-formed concrete—as seen in the auditorium (below) and lobby (opposite). A steel stair (above) rises from the back of the foyer to a café with an outdoor terrace.

Fine-grained marble floors in the public areas accentuate the strong tectonic character of the building's concrete slabs, its bones. Reddish tropical iroko window frames, along with the interior's wood slats—in a fireproof laminate stained to match the iroko—complement the exposed concrete walls' roughness.

De Miguel's other work in Valencia includes an addition to the Palau de la Música Concert Hall, where he created an underground complex of rehearsal rooms and small performance spaces around courtyards and latticed skylights, and the newly completed Cabecera Park, in a dry riverbed. At the Pamplona School of Architecture in the early '80s, he was a near contemporary of Francisco Mangado, designer of Pamplona's Baluarte Congress Hall (see page 78). The formal elegance and restraint of both architects reflects the impact of their teacher, Javier Carvajal, a master of exposed concrete and expressive geometry. The Spanish Modern tradition, little disturbed by the Postmodern revolution of the '70s and '80s, reached De Miguel and many of his contemporaries in a state of sage formal maturity. Unpretentious and refined, such maturity emerges throughout El Musical—particularly in the subtle but pivotal role of the foyer's metal stair, setting the entire space into motion. ■







The lecture/exhibition space (this photo) was carved out of a long, monumental arcade. New metal door frames and a catwalk (opposite) express the new as an insertion into the old.

AN EXHIBITION SPACE by Jesús Aparicio and Héctor Fernández Elorza expresses the possibility that architecture is never finished

By Jorge Otero-Pailos

The exhibition gallery and lecture hall by the Madrid architects Jesús Aparicio and Héctor Fernández Elorza relates contemporary architecture to a historic environment without falling into the worn duality of either imitating or negating the past. Their design methodology frankly accentuates the fact that the existing structure must be transformed to receive the new. This modest alteration expresses both what is added and what is subtracted. By surgical means, it opens the past to current perception and interpretation. It suggests a new rapprochement of historic preservation and contemporary design concerns.

The project extends exhibition space operated by the Ministerio de Obras Públicas y Urbanismo (the Spanish Ministry of Public Works and Urbanism) in Madrid, and is nestled within a monumental arcade that fronts the massive Nuevos Ministerios building of 1933, which was designed by Secundino Zuazo. Aparicio and Fernández Elorza knew they would have to remove some of the Neoclassically styled arcade's masonry fabric to make room for the lecture hall and exhibition space. They decided to leave traces of the removed elements visible as a testament to the necessary process of "unbuilding" the past to accommodate the future.

By happenstance, exploratory probes punctured through the floor revealed a demapped subway-train tunnel. Though the tunnel existed, it was not part of the building's understood history because it had remained invisible. The architects removed the entire floor of the arcade and pared its supporting barrel vault to the imposts, cutting them cleanly but leaving them exposed. This created a new double-height rectangular volume in which the interior plane of the arcade wall continues downward uninterrupted to the floor of the tunnel. The tunnel is now offered in a new relationship to the historic fabric above.

The visitor enters from the street across a new steel catwalk, which offers a vertiginous downward view before it proceeds behind a control booth and cascades down a steel stair to the tunnel level. There one finds a massive extruded U shape in concrete inserted within the old walls, which replaces the lateral bracing once supplied by the vault. The gap between new concrete and old walls contains services.

Jorge Otero-Pailos is professor of historic preservation at Columbia University.



Project: Archive and exhibition space at the arcade of the Nuevos Ministerios, Madrid
Architect: Jesús Aparicio and Héctor Fernández Elorza
Technical architect: Joaquín Goyenechea
Engineers: AEPO Ingenieros (structural); AGM Técnicos e Ingenieros de Proyectos (services)
Contractor: DRACE - Construcciones Especiales y Dragados

By adding chairs and extending a sound-absorbing drapery around an oval track, the space becomes suitable for lectures. Left open, it can be used for exhibitions. No finishes were applied to either new or old surfaces, no plaster or veneers. As a result, the existing masonry structure's visible subtractions and the contrasting concrete insert share a common aesthetic of incompleteness—neither old nor new, but an intrinsic and unifying aspect of both.


The lecture-hall space has been set to match an entrance to the adjacent rail station. A large lift platform conveys exhibition materials from the tunnel level several feet below (served from the street by a freight elevator) to the lecture-hall level. (Portable stairs may also be set in place.) Otherwise the end of the U remains open at the front of the hall (not, it seems, a code violation, as it would be in the U.S.), making explicit its nature as a new insertion. The long tunnel space, used now for exhibitions, may eventually house archives. Its deteriorated finish was removed, but not replaced, so the marks of power hammers texture its surface. A metal stair, suspended from steel rods, returns visitors to an older exhibition space above.

Aparicio and Fernández Elorza's gesture involves the visitor in the process of creating new relationships and building mental associations. As in the best historic preservation, its aesthetic is its design methodology, a process of keeping the old open for interpretation through careful transformation, and of holding out the possibility that architecture is never finished, indeed cannot be finished. ■

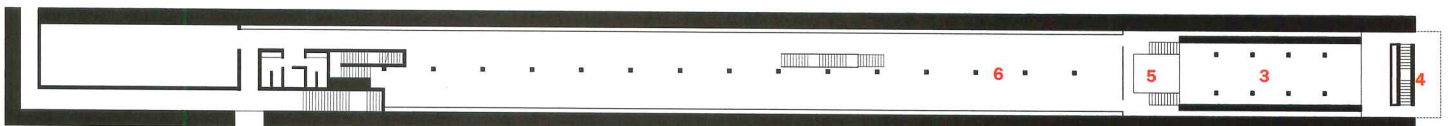




Steel beams support an access catwalk and projection booth (near left). Drapes cut light and improve acoustics (far left). Portable stairs and a lectern lift (above) reconcile the offset levels. In the long archive space (opposite), a deep beam supports the arcade above; concrete walls conceal services.




SECTION



FLOOR PLAN



- 1. Entry
- 2. Control booth
- 3. Lecture/exhibition
- 4. Existing rail station
- 5. Lectern/lift
- 6. Exhibit/archive
- 7. Existing exhibit




The mile-long river park employs a sequence of ramps, steps, and reflecting pools to link the historic city of Cordoba to its waterfront. The project is part of a larger plan to redevelop the city's river edge, including a

park designed by Juan Cuenca and a conference center by Rem Koolhaas and OMA. All of the projects have experienced construction delays due to archaeological finds on the sites and funding difficulties.

With his **GUADALQUIVIR RIVER PROMENADE,**
Juan Navarro Baldeweg creates a
poetic new edge for the city of Cordoba

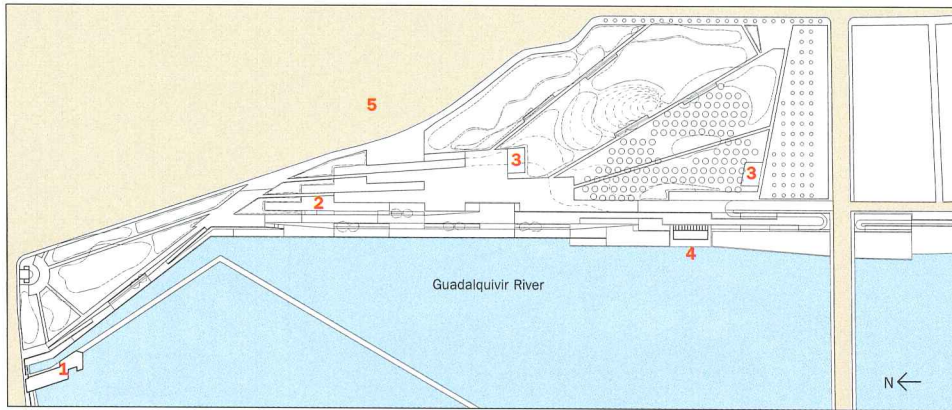






At the north end of the promenade, Navarro Baldeweg renovated an old fabric mill and converted it into a Hydraulics Museum (above and opposite, top). The architect used gray Spanish granite, concrete block, and rough-hewn Cáceres stone as his palette for outdoor spaces (below and opposite, bottom).





1. Mill/Hydraulics Museum
2. Water sheets
3. Cafeteria
4. Boathouse
5. Shopping mall

By Amanda Schachter

Juan Navarro Baldeweg's nearly completed Guadalquivir River Promenade draws a new picture plane across Cordoba, reorienting and vitalizing the main axes of the provincial Andalusian capital. Extending from the Paseo de la Ribera in the town center to the fairgrounds at the city's southern edge, the promenade follows the Guadalquivir for a mile as it wends south and looks back at the city's layered skyline punctuated by the domes of the Caliph's Alcazar, church spires, and the Catholic bell tower atop the former Great Mosque.

The promenade is anchored at one end by Navarro Baldeweg's renovation and conversion of the Molino de Martos fabric mill into a Hydraulics Museum. From an exhibition room at street level, visitors can look down through two truncated pyramidal-glass skylights into the stone sluices and 16th-century hydraulic machinery in the mill below. A staccato series of slender windows in the exhibition room regulate views of the city's panorama and receding hills.

From the museum, a scissoring sequence of ramped walkways, stairs, niches, and pools flank the river below, finally reaching a boathouse, also designed by Navarro Baldeweg, at the other end of the site. Nestled into the rising riverbank at the project's lowest point, the boathouse is an open concrete shed connected to the water by a gray granite launch and protected by a large, 40-by-80-foot cantilevered aluminum canopy.

Named a World Heritage Site in 1984 by UNESCO, Cordoba has become one of Spain's chief tourist destinations, with its center predominantly a hub for hotels and souvenir shops. Meanwhile, the native

Amanda Schachter runs a design studio in Madrid and teaches in Barcelona.

Project: Guadalquivir River Promenade and Restoration of Martos Mill, Cordoba

Architect: Juan Navarro Baldeweg—Juan Navarro Baldeweg, principal; Fernando Pino, Marcello Maugeri, collaborators

Consultants: PRINA (structural); ARGU (installations)

General contractors: FCC (promenade); Nesco y Fryssinet (mill)

Sources: Gray Spanish granite: Grabasa Granitos de Badajoz

Klinker ceramic blocks: Cerámica Malpesa

Concrete blocks: Vanguard

Cordobeses have spread progressively south to more workaday housing complexes and commercial centers. Navarro Baldeweg's promenade acknowledges this line of movement while at the same time reaffirming the value of the river by providing privileged vantage points to the historic city. It also acts visually as a plinth for a gargantuan shopping mall on its cityside, even as it gracefully secludes itself on its riverside.

The promenade, already a popular afternoon destination for locals, is part of a larger effort by the municipal government to clean up the waterway and contract architects of local and international renown to design its edges. Yet architectural rehabilitation in a historic city has turned out to be more costly and complicated than first imagined. Navarro Baldeweg's promenade is now reaching completion after being stalled several years by the city and later requiring modifications to incorporate an ancient river wall discovered during excavation. Other projects have encountered even bigger problems. Facing Navarro Baldeweg's project across a bend in the river, a park designed by Juan Cuenca was left partially incomplete after workmen found the foundations of a buried medieval settlement; the work cannot continue until the city allocates more funds. Rem Koolhaas's design for a conference center, called the Palacio del Sur, which might solidify all the new design efforts on this stretch of the Guadalquivir, is also on hold.

Navarro Baldeweg's promenade—meandering along the river, across a decade of design and centuries of history—can be seen as a timeline of his own explorations as painter and architect, as well as a barometer of the city's aspirations. Set between museum and boathouse, it is a canvas for a series of perceptual illusions that celebrate and abstract the river's presence within the urban landscape. Navarro Baldeweg often says that the making of art and architecture is the seizing of a single fleeting moment, the hand stopping nature's progress for an instant to make it visible to the eye. Just as painting can collapse a situation by compressing it in time and space, the Guadalquivir's ever-changing course is transformed into a series of idealized horizontal and vertical frames. Set above the river's seasonal ebb and flow, the promenade makes its way to and from the street, lifting and lowering water through a terraced sequence of three long, narrow pools. The pools empty into one another, their water flowing over black African granite and white Greek marble, echoing the passage of the river itself.

In this project, Navarro Baldeweg traces a new line through Cordoba and wedges it with space for contemplation. By doing so, he flattens and mutes the historic city, now in full growth and transformation, drawing it across river and horizon through the manipulation of material and light. ■



Visitors to the Hydraulics Museum (top) can look out to the river or down through pyramidal skylights into the 16th-century machinery of the restored mill below (bottom).



The **JEREZ CITY PLANNING OFFICES** by Antonio Martínez García & Juan Luis Trillo de Leyva transform an old convent in Andalucía

By Alexander Levi

PROJECTS

Using the 17th-century fabric of a building that began as a convent and later acquired a more disturbing function, the Seville-based architects Antonio Martínez García and Juan Luis Trillo de Leyva have brought together disparate voices from Jerez's cultural memory to create a poetic setting for offices of the city's departments of planning and property management.

Although built as the Convent of the Order of Saint Augustine, the complex became a base for the Civil Guard, which during the Franco era was a feared instrument of oppression. For much of the 20th century, the compound included detainment cells, offices, and barracks for the guardsmen and their families, and became a symbol of Franco's efforts to "maintain order" over Andalucía's Gypsy majority. Indeed, many local residents do not remember that the building, which sits across the street from Jerez's Moorish Alcazar, was ever home to a religious order. One of the great challenges facing Martínez García and Trillo was how to deal with the conflicting and often menacing historical memory embedded in the buildings.

After more than a decade of preservation and adaptation, the group of buildings opened to the public at the end of 2004. The convent's novice cloister and what was once the Civil Guard captain's house provide the base for Martínez García and Trillo's new architecture, unified on the exterior with a wash of white paint. Visitors access the complex off a small street, walk past the once-feared three-story captain's residence, then enter through a wood-framed weather box inserted into the taut, white-stucco facade of the convent. Inside, Martínez García and Trillo reinstated and transformed elements of the original convent, while adding a wholly contemporary administrative space above. The captain's house now serves as offices for the city's planning department, while the ground floor of the novice cloister accommodates an exhibition area and space for the government's property-management functions. More offices occupy the new floors above the cloister and in the captain's house, whose roof offers a lookout to the Alcazar across the street and the nearby cathedral.

The most important transformation involved adding a smooth concrete cap above the novice cloister, a colonnaded space that had origi-

inally been open to the sky but later was covered with glass and subdivided by the Civil Guard. Martínez García and Trillo have created a hushed, darkened exhibition and reception space inspired by Moorish baths and punctuated by three troughlike openings that bring daylight into the building's cool, dark heart. One of these openings admits bright and direct light through a short, narrow slot cut perpendicular into the flat cap above the cubic space. The other two openings draw daylight down through gray baffles on the top floor and reflect it off white walls and large panes of glass.

To allow each floor to have a very different plan configuration around the cloister, the architects designed a structural system of load-transmitting, reinforced-concrete walls and thickened floor slabs, interspersed with the occasional exposed-stainless-steel column. Off to one side of the cloister, a flight of white marble stairs leads to the first of three office floors. Halfway up, the marble stairs change to smooth, warm wood, inserted into the exposed-concrete, glass, and steel envelope like a winding piece of furniture. The architects designed the offices with a free plan, tucking all wiring and mechanical systems into a raised floor. To keep the space as open as possible, they used 9-foot-high counterweighted wood doors that rotate effortlessly without frames or hardware, and created internal staircases that double as bookshelves. As a result, employees enjoy unobstructed views through the work space as well as oblique views into the cloister below.

During the project's design phase, Martínez García and Trillo discovered an old statue of Saint Augustine. The architects left the sandstone saint in his long-eroded state and set him on a reinforced-concrete perch in a niche at one end of the second light well over the transformed cloister. Visitors now can confront Saint Augustine eye to eye as they reach the top of the wood stair within the open office space.

Along one side of the old cloister vestibule, set outdoors behind glass walls, Martínez García and Trillo inserted what they call a "black-water pool," a shimmering, introspective element. In one corner of the pool, a sculpture made of the core samples taken from the 12 restored cloister columns rises through the plane of water.

An anticipated second phase also designed by Martínez García and Trillo will incorporate the convent's larger main cloister and onetime stables. When this work is completed, the mayor hopes to have all of the city's property-management and city-planning functions under one roof. From the current entrance, one can follow the main axis of the convent through the novice cloister to the ruined main cloister beyond and imagine how the architects will connect the heavy 17th-century architecture to weightless new spaces. ■

Alexander Levi practices architecture in Madrid and teaches in Barcelona.

Project: Jerez City Planning Offices, Jerez

Architect: Antonio Martínez-García & Juan Luis Trillo de Leyva—Antonio Martínez García, Juan Luis Trillo de Leyva, principals; Verónica Sancho

Arteaga, José Luis Páez Gordillo, Ángel Martínez García-Posada, José A. Alba Dorado, José Luis Domínguez, Luis del Rosal, project team

Structural engineer: Ricardo Massón


General contractor: Freyssinet



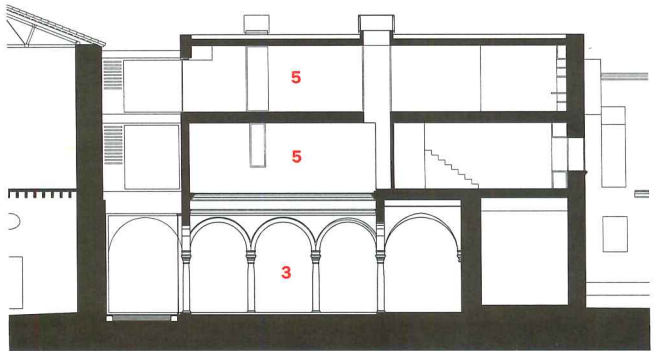
Visitors enter the project by walking past a building once used by the Civil Guard as the captain's house (below and at left above) and through a modern doorway punched into the old convent building (above).





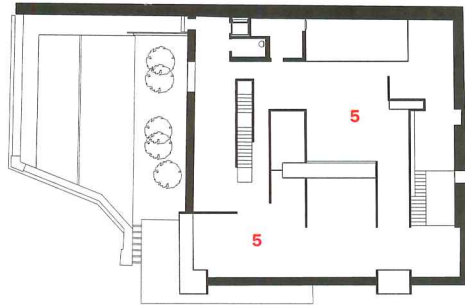
A photograph of a modern architectural courtyard. The space is enclosed by a multi-story building with a facade of large, light-colored panels. A prominent feature is a glass-enclosed upper level with a metal railing, which allows natural light to filter through. In the center of the courtyard stands a tall, slender, dark evergreen tree. The ground is paved with light-colored tiles. The overall atmosphere is clean, bright, and modern.

A small courtyard between the captain's house and the convent (this spread) brings daylight into both structures. The architects call the outdoor space an *adarve*, the term for the cul-de-sacs around which Andalusian houses were traditionally built.



SECTION A-A

0 10 FT.
3 M.



1. Main entrance
2. Secured entrance
3. Novice cloister/
exhibition
4. Courtyard
5. Offices
6. Main cloister
(future phase)

UPPER LEVEL



GROUND LEVEL

N 0 10 FT.
3 M.

Concrete, stucco, and glass were chosen to contrast with the old stone architecture of the convent (below and

bottom). Daylight slips through three trough-like openings into the interior of the cloister (below and bottom).





On one side of the cloister, the architects created a still space with a "black-water pool" and a sculpture made out of core samples taken from 12 old columns to make room for steel reinforcing bars.



Geometrically ruled plans usually fail to mesh with urban surrounds, but here tower elements help to shape an inviting entrance courtyard.

In the **MUSAC** museum in León, Mansilla + Tuñón invent a geometric system to orchestrate a dreamlike itinerary in light and dark

Glass panel "pixels" offer an abstract advertisement for the museum across its broad plaza. Clerestory-topped towers in the background draw indirect light into galleries. Wide portals can open exhibitions to the exterior and to interior sculpture patios.



By David Cohn

The audacity of the design for the Museum of Contemporary Art in León, Spain, lies not in radical, formal expression, but in precisely its opposite: what appears to be a radical distancing of the architects from willful form making. The Madrid architects Luis Mansilla and Emilio Tuñón achieved this distance by inventing a geometric system to generate the plan, and by applying the system with a cool but ingenious consistency. Refining earlier experiments in geometric patterning, they generated the floor plan out of parallel structural bays. The bays are composed of linear strings of alternating kinked square and rhomboidal figures, nested like the pieces of a mosaic. Each bay is 36 feet wide, and almost all are 20 feet high, of varying lengths according to the needs of the program. They are built of exposed, board-formed concrete and spanned by 500 (in total) identical precast-concrete beams. Mosaiclike, the architects string these rhomboid figures into undulating linear bays into which they have inserted galleries and other program spaces. Tuñón notes, “It’s like a weave, but it can be cut at any point without losing its character. Any arrangement is equivalent or possible.”

The museum is situated on a full-block site in a new area of development on the outskirts of this historic city in northern Castile. The architects originally won a competition in 1997 to build a cultural complex for the city, which was later split into two projects, a concert hall completed by Mansilla + Tuñón on a nearby site in 2002 (which features a facade screen that reflects an earlier experiment in mathematically generated form), and the museum, which was finished last December and will host its first exhibitions this spring. The museum is owned and operated by the local regional government.

Cells are left out of the weave to shape an ample entry court on the exterior, with 20,000 square feet of galleries on one side; a narrow wing containing a shop, café, and restaurant on the other; and the entry vestibule at the junction of these arms, with offices and technical areas located behind it (plan, right).

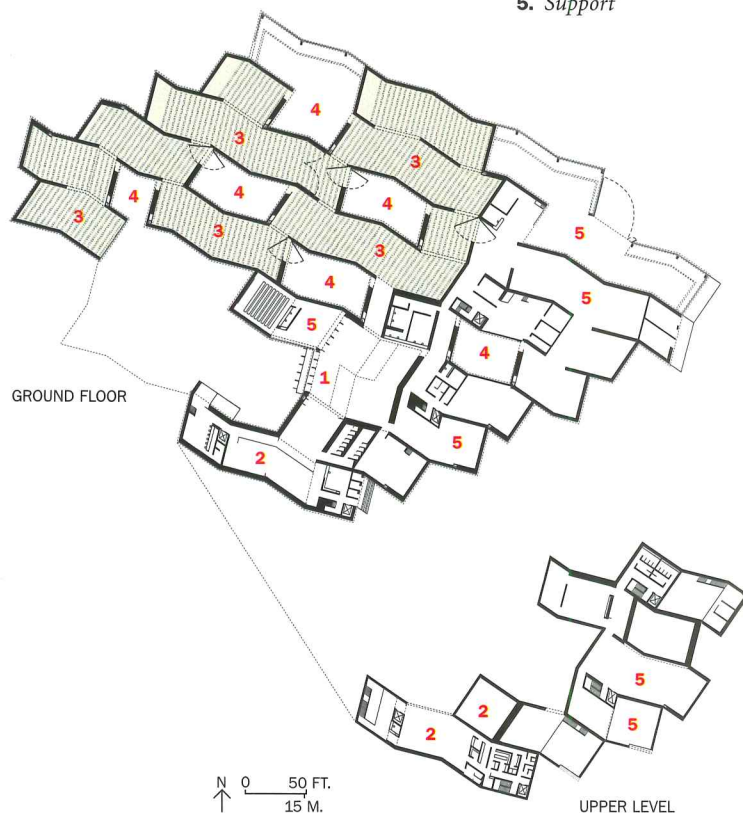
In a disconcertingly cool gesture, the uneven perimeter of the building is clad entirely in glass panels, despite the fact that the walls are largely of solid concrete. The wall system uses the thermal inertia of the concrete mass to lower the building’s heating and cooling loads, explains Tuñón, while the glass skin acts as the rain barrier for the ventilated cavity behind it. The vividly contrasting colors of the panels lining the entry court are each like computer-screen pixels that the architects derived from the colors of *The Falconer*, one of the celebrated 13th-century stained-glass windows in León’s cathedral. Wrapping the rest of the building is

glass of a milky translucence, in which actual openings are difficult to read, and through which natural light bleeds into the sharp-angled corners of the towers, blurring their formal definition. Mansilla and Tuñón are interested in contemporary art, and there is a deliberately Pop intention behind the unsettling contrast between the bright colors of the entry and the blank absence of color elsewhere, which recalls the contrast between a lit and unlit television screen.

The sequence of galleries is framed at the beginning by the broad lobby topped by two light scoops that are offset to introduce the nested rhomboidal geometry. They gather contrasting temperatures of light from east and west. Bays of gallery cells deftly interconnect through the use of massive portals to make an attractively loose yet clear circulation pattern around four outdoor sculpture patios. The visitor’s route through the galleries is orchestrated by the placement of the patios and by the clerestory light towers that mark the ends of several bays. The contrasting zigzags of walls and ceiling beams from one bay to the next draw the visitor through varying patterns and spatial intersections. The succession of galleries comes to a dramatic conclusion with a space overlooking the entry court where the ceiling soars to a dizzying 60 feet.

The gallery spaces are not as flexible as their layout suggests. Lacking an art-hanging armature, the concrete walls are unsuitable at best for a program of changing temporary exhibitions in which works must be hung and then dismantled. The galleries’ wide bays and uniform height of 20 feet “swallow smaller pieces,” as Tuñón acknowledges. He said these problems arose from a radical change in the direction of the museum after construction began. The architects designed the building for a permanent collection of large 20th-century works, and followed the client’s original

1. Lobby
2. Shop/café/restaurant
3. Exhibit
4. Patio
5. Support



David Cohn is RECORD’s contributing editor in Spain.

Project: MUSAC - Museum of Contemporary Art of Castile and León, León

Architect: Mansilla + Tuñón—Luis Mansilla, Emilio Tuñón, principals; Andrés Regueiro, Luis Díaz-Mauriño, Ainoa Prats, Jaime Gimeno, Clara Moneo, Teresa Cruz, Oscar F. Aguayo,

Gregory Peñate, Katrien Vertenten, Ricardo Lorenzana, team

Contractor: MUSAC de León Ute (FCC & Teconsa)

Sources:

Curtain wall: Secrisa

Doors: Dacin; Puertas Cubells

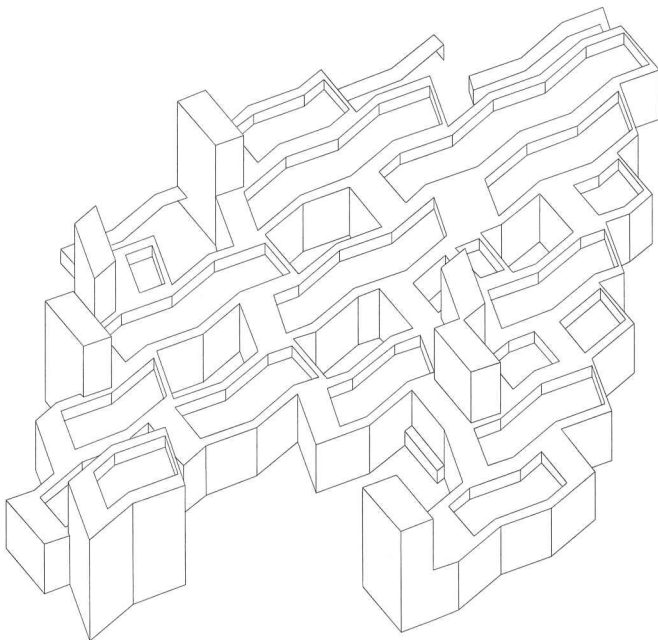
Lighting: Carandini; Louis Poulsen

The architects popped up tower forms (south side, second from top), and carved patios (third from top) out of the plan's repetitive cellular

organization (drawings, below). The brightly colored entrance side (top) contrasts with a sober translucency elsewhere (bottom).

wish for a tough, "garage" aesthetic. By the time a new director, who decided to focus on temporary exhibitions, was appointed, the building was largely complete. Mansilla and Tuñón are now developing an exhibition plan that includes shades for the gallery windows, suspended track lighting, and movable partitions (recladding walls in gypsum board was deemed too expensive). Such problems are common in Spain's public architecture, which is subject to changing political currents and overseen by officials who are generally very inexperienced clients.

The mosaic geometry of the museum's plan can actually seem more limiting than liberating, as it imposes a uniform scale on all the spaces, while the arbitrary quality of the glass cladding seems a bit alienating and cavalier. Despite these issues, the building is refreshingly unexpected, complex, and well-developed. Many of the difficulties will undoubtedly be addressed in the installation plan, when the interaction between artworks and gallery spaces can be more appropriately tailored. The mosaic plan recalls other experiments in cellular planning, such as Frank Lloyd Wright's hexagonally gridded Usonian Houses. But as the architects point out, their use of more irregular geometry doesn't imply a relentless geometric system but makes intriguing local opportunities more important in the eccentric intersections of the spaces, a genuine and ingenious innovation. And while geometrically ruled "carpet" plans generally fail to connect to urban situations, the bright entry plaza here actually succeeds in creating a sense of urbanity in its drab suburban surroundings. ■



AXONOMETRIC







Full-height portals within the kinked walls enable long, wandering vistas and a loose but coherent path through exhibitions. Giant portals can close off galleries and open up outdoor patios as desired.



High, shaftlike clerestories in the lobby (top) introduce the idea of mysteriously sourced daylight that will recur through the gallery sequence. Daylight also is selectively introduced from high windows and broad portals opening to interior patios (bottom and opposite). The uniformly large and tall galleries were intended to emulate the vast industrial spaces contemporary artists often use, but the concrete-beam ceilings and board-formed walls create a monumental, almost primordial calm. The architects are now devising a track-light system, and an art-hanging and partitioning system for the galleries.









Italian works of Art around the World.

There are many works of art by Italians that are not found in museums. Since the dawn of civilization, Italians have created and exported some of their most lasting works of art in Natural Stone: statues, mosaics, floors, balustrades, columns, countertops, stairs and facades found in buildings around the world. PIETRA NATURALE is recognized as the highest quality of Italian Craftsmanship and stone processing technology. Look for our PIETRA NATURALE trademark as your assurance of an Italian work of art in Natural Stone – the perfect encounter between man and nature.

www.pietranaturale.com

Ministero delle Attività Produttive






Italian Trade Commission
Los Angeles Office

ASSOMARMI



CIRCLE 46 ON READER SERVICE CARD OR GO TO ARCHRECORD.CONSTRUCTION.COM/PRODUCTS/



NCARB HSW CONTINUING EDUCATION Learning Center www.ncarb.org

Open 24/7.
Earn CEUs at your convenience.
[Bunny slippers optional.]

It's late. You walked the dog, herded the kids to bed, and watched the evening news. And you passed an NCARB monograph quiz, earning yourself some much needed continuing education units in Health, Safety, and Welfare. How did you do all that on a work night? By visiting the NCARB web site and choosing to take a web-based monograph quiz.

Earning CEUs through NCARB's monograph series is an easy process set-up with your needs in mind. Order a monograph (16 titles currently available) through the Council's web site and read it at your leisure—at home, in transit, or on break. When you're ready to take the quiz, choose the time and setting most convenient for you. Log onto our secure site, answer the questions, and find out your results immediately. If you pass, you can then print your very own certificate of completion.


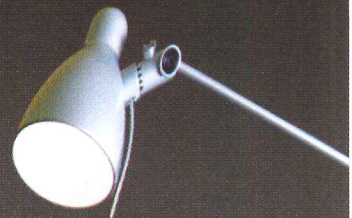
Your payment covers the monograph, quiz, scoring process, and one free retest if needed. NCARB also reports your passing score to the AIA at no extra cost. If you include promotion code "AR05" when completing your order, you'll receive free standard shipping and handling.

Say good-bye to out-of-town seminars, crowded convention conferences, and late-night classes. NCARB's monograph series is a CE resource where you can learn and earn HSW units in the comfort of your own home. Where else would you rather be after work?

Promo code AR05. Offer expires June 30, 2005.


CIRCLE 47 ON READER SERVICE CARD OR GO
TO ARCHRECORD.CONSTRUCTION.COM/PRODUCTS/

NCARB
1801 K Street, NW, Suite 1100-K
Washington, DC 20006
202-783-6500



CONTINUING EDUCATION

The best roof money can buy.



Follansbee®

KlassicKolors® - Regal Red

The coastal environment created challenging aesthetic and performance requirements for the roof of this picturesque new home on the Chesapeake Bay. A Follansbee KlassicKolors® terne roof was selected because it meets those demands like no other roof can. Follansbee KlassicKolors' steel substrate is protected with ZT® Alloy, proven to produce the most corrosion resistant metal roof available. And, KlassicKolors is also factory pre-painted with advanced solar reflective color coatings – selected by architectural historians to replicate the traditional colors of colonial terne roofs – while dramatically reducing solar heat gain.

Follansbee – for those who demand the very best.

Call or visit Follansbee online today to learn more.

800.624.6906 follansbeeroofing.com

Restoration

Presenting the Past

ALL ASPECTS OF UPDATING OLD BUILDINGS, FROM RESTORATION AND RENOVATION TO ADAPTIVE REUSE, DEMAND ARCHITECTURAL CREATIVITY IN SHIFTING BETWEEN THE PAST AND PRESENT.



1.

Pocantico Hills, New York

In a complex of stone barns renovated by Machado and Silvetti Associates, Asfour Guzy Architects inserts a dramatically proportioned restaurant.



2.

New Haven, Connecticut

Kieran/Timberlake updates and expands a college at Yale University designed by James Gamble Rogers with clarity and sensitivity.



3.

Northampton, England

John McAslan restores and adds onto an exotic work by Charles Rennie Mackintosh for a well-visited house-museum in the Midlands.



4.

Chicago, Illinois

Florian Architects modernizes without bowdlerizing an old bank through careful manipulation of forms, materials, and lighting.

By Suzanne Stephens

A lot of architects back off from the preservation movement's three r's—restoration, renovation, and (adaptive) reuse. Particularly restoration. They look on it as too much of a craft, without enough creative design input. They fear becoming typecast as mere technicians conserving past artworks, instead of artists building on tradition.

Not surprisingly, architects who have committed themselves to this endeavor see it differently. Paul Byard, FAIA, both a Modernist and preservationist architect, who is the director of the Historic Preservation Program at Columbia's Graduate School of Architecture, Preservation and Planning, in New York, is one such apologist. "You are not really just restoring," he protests. "You are putting it back so that the restored building will say something the original doesn't say. After all, you are restoring in a different time and in a different way that addresses different conditions."

Indeed, many historic restorations often involve an amalgam of strategies aimed at preserving the past. Restoration may be coupled with extensive remodeling, renovation, adaptive reuse, or adding onto the historic artifact. Boundaries blur and allow architects to creatively combine new forms and materials with the old. A number of buildings presented on the following pages demonstrate the various forms these efforts take, where old and new vocabularies could collide—but don't. A complex of Norman-style barns designed by Grosvenor Atterbury in the early 1930s and restored and renovated by Machado and Silvetti Associates for a center for farming and agriculture, plus a restaurant by Asfour Guzy Architects, demonstrate how the old is rejuvenated by the new through attention to scale, detail, and material.

Kieran/Timberlake's restoration of a Yale college campus designed by James Gamble Rogers similarly shows how the architect can generate new spaces within an old Georgian-style masonry-and-wood building using a Modern vocabulary of steel and glass. By adhering sensitively to the proportion and scale of the existing building, Kieran/Timberlake bolster the continuity between it and their new interventions.

John McAslan's restoration of a small town house in Northampton, England, originally designed by Charles Rennie Mackintosh, also includes an adjoining addition for a gallery. Again, McAslan's glass, steel, and wood remodeling of the town house next door adheres to the underlying syntax of Mackintosh's design: not only its proportions and scale, but its crisp linearity and geometric clarity.

Florian Architects' renovation of a bank in Chicago illustrates the complexity and bold straightforwardness by which the new can offset the

For more information on these projects, go to Projects at www.architecturalrecord.com.

old. The dialectic of Modern and Classical vocabularies doesn't devolve into discordance. Instead, the juxtaposition highlights the drama of both.

The less visible hand: La Scala

What about restoration and renovation where the architect's hand is less visible? Three projects shown below demonstrate that the surgery can be just as masterful even if it is not blatantly apparent. With the restoration and renovation of Teatro alla Scala, the famed opera house in Milan, Elisabetta Fabbri acted as the architect in charge of restoring the old house, while Mario Botta created new architectural additions for less public operations. The Neoclassical opera house, originally designed by Giuseppe Piermarini and dating to 1778, had last been restored after a World War II bombing.

Decades later, the horseshoe-shaped auditorium needed a sprucing up as well as a major overhaul of its stage equipment, plus expanded stage and storage space for opera and ballet performances. On top of that, it was time to accommodate functions that had been expanding off-site and in an assortment of shantylike structures at the rear of the house. Much to the chagrin of the public, the house closed for three years, until December 2004, during which time Fabbri restored the many layers and surfaces of the old building, including gilding, painting, stucco, and papier-mâché work in the 2,105-seat main hall. She rid the place of some of the linoleum flooring and vinyl paint that had crept in over the years, and brought back the missing finishes (such as Venetian terrazzo flooring and marmorino on the walls). For his part, Botta designed a large stage tower with space for the equipment as well as six rehearsal rooms, and another three-level structure, elliptically shaped, rising above the old wing of the house and containing offices, dress-

ing rooms, workshops, and other functions.



Since Piermarini had used stone—granite for the plinth and pale Viggiù for the rest—Botta clad his steel-framed and reinforced-concrete structures with a light Botticino Classico marble. Although he was initially criticized for the demolition at the rear needed to make way for the stage tower and rehearsal rooms, and for potentially overpowering Piermarini's opera house, Botta claims he deliberately put the two new additions as far away as possible from Piermarini's facade. He has a point: From the pedestrian's perspective at the entrance to La Scala, they seem to merge into the background of the surrounding city.

Office building to stately symbol: Ohio Judicial Center

A restoration and renovation project in Columbus, Ohio, has transformed a state office building into spectacularly stately courtrooms for the Supreme Court of Ohio. As the project's architect, Robert Loversidge, Jr., FAIA, of Schooley Caldwell Associates, notes, the Ohio Judicial Center both physically consolidates and provides a strong identity to the court facilities that had been scattered at several locations. The Art Moderne building, designed in 1933 by Henry Hake, a Cincinnati architect, had been sumptuously fitted out the first time round, albeit for slightly different uses. Schooley Caldwell needed to adapt the building to courtroom requirements, which involved new technologies for security, and new heating and cooling systems. At the same time, the firm reconstituted draperies, wall fabrics, and cleaned and restored the surfeit of carved walnut, gold leaf, decorative plaster, ornamental bronze and nickel-silver light fixtures, doors, grills, and screens, along with the murals, bas reliefs, and other forms of art that graced the structure. The pièce de résistance is Hearing Room 2, now the main court-



Milan's Teatro alla Scala (left) opened last fall after an extensive restoration by Elisabetta Fabbri (main hall, below). Mario Botta carried out the renovation and additions at the rear of the opera house, including an elliptical drum.



The Ohio Judicial Center in Columbus (above), designed in 1933 as a state office building, has been restored and renovated for courtrooms (Hearing Room 2, right, and another, left) by Schooley Caldwell Associates.

room, where the architects installed a new carved walnut bench, along with invisible sound systems, sprinklers, TV cameras, and lighting amid the sumptuous historic fabrics, wood carving, gilt, and murals. The \$83 million project for the 415,000-square-foot building is typical of the work that Loversidge loves to do. “It is hard to give an old building new life and do it skillfully,” he says. “You have to go through a complex programming process regarding the current needs, sell the project politically, deal with budgets, and then insert all the stuff you don’t see that makes it work for code, energy efficiency, security, and so on, so it won’t hit you in the face. All of this is design.” But more important, Loversidge contends, is that restoration and renovation is increasing in the overall percentage of an architect’s usual work, since more buildings, including Modern ones, are getting old enough to need major surgery.

More than major surgery: La Fenice

After two electricians deliberately set fire to the splendid Teatro La Fenice in Venice in January 1996, the city moved to reconstruct the almost totally destroyed Neoclassical building designed by Giovanni Antonio Selva, which opened in 1792. Revered for its splendidly refulgent interiors, the opera house was a treasured part of the Venetian cityscape. A competition was immediately held to find an architect and contractor [RECORD, February 2004, page 30]. Gae Aulenti won, but through a complicated series of moves relating to the choice of contractor, the job was given to Aldo Rossi, and after his death in 1997, to his successor firm, Arassociati Studio Architettura of Milan.

The city retained the services of Elisabetta Fabbri, the architect in charge of restoring La Scala, as its supervisor for the restoration of the

main hall, the ornate, 1,076-seat Sala Opera, which was totally destroyed. Its gold-leaf trim, frescoes, and chandeliers had to be reconstituted by Mauro Carosi from photographs, engravings, and film footage. The wood, papier-mâché, stucco, and plaster were also carefully restored to ensure the same acoustical resonance of the original hall. Arassociati undertook the basic reconstruction of the auditorium, besides installing a technically up-to-date backstage and creating new rehearsal rooms. The firm also designed a small, new 300-seat auditorium for rehearsals and chamber performances, now named Sala Rossi, in the south wing, where it has its own entrance. For the new construction, the architects used a limestone—*pietra distria*—plus *biancone*, a stone that is seen in Palladio’s architecture, but is increasingly hard to find.

Nevertheless, the task of reconstruction of La Fenice did generate some debate about the desire to rebuild from scratch, since only the facade could be salvaged. By replicating the older structure many (mostly young architects) feared the end result would be a lifeless copy. Marco Brandolisio, a partner in Arassociati, argues that the significance of the original architecture for the city is “linked with a style . . . It is not desirable in a city like Venice to build in contraposition.” This sort of restoration and addition is not just a reconstruction of an old artifact, but, as Brandolisio puts it, “a way of staying with the life of a building, which can change over with years.” Robert A.M. Stern, architect and dean of Yale University’s School of Architecture, amplifies this point: “Preservation is important not only to remind us of our past, but to communicate what our past means to us today.” But as he rightfully adds, “The past cannot be trapped in a false amber of pastness. It must be part of the complex palimpsest of modern life.” ■



After Teatro la Fenice in Venice burned to the ground in 1996, it took years to reconstruct the 18th-century theater. By the end of 2003, the late Aldo Rossi’s successor firm, Arassociati Studio Architettura, had brought the lavish hall back to its former glory.



Stone Barns Center Pocantico Hills, New York

1

MACHADO AND SILVETTI'S RENOVATION OF A COMPLEX OF BARNS AND ASFOUR GUZY'S RESTAURANT DESIGN REJUVENATE FALLOW FARMLAND.

By Suzanne Stephens

Architect/planner for Stone Barns Center for Food and Agriculture:

Machado and Silveti Associates—Jorge Silveti, principal; Rodolfo Machado, consulting principal; Michael LeBlanc, Gretchen Neely, project managers

Architect/interior designer for Blue Hill at Stone Barns: *Asfour Guzy Architects—Peter Guzy, Edward Asfour, Mark Bixler, team*

Owner: *Stone Barnes Restoration Corporation (Center); Dan, David, and Laureen Barber (Blue Hill)*

Consultants: *Arup (structural, m/e/p for Center and Blue Hill, plus acoustic and a/v for Center); Richard Burck Associates (landscape); Peter Coxe Lighting Design (Center); William Armstrong Light Design (Blue Hill); Shen Milsom & Wilke (acoustic for Blue Hill); Laureen Barber (tabletop and accessories for Blue Hill); Sam Tell and Son (kitchen)*

Size: *40,000 square feet (Center, phase one); 14,000 square feet (Blue Hill)*

Cost: *Withheld*

Completion date: *Summer 2004*

Sources

Steel windows: *Hope's Windows*

Glass: *Pilkington*

Seamless acoustical plaster: *BASWAphon (Blue Hill)*

For more information on this project, go to Projects at www.architecturalrecord.com.



Over the past few decades, as more farmland around New York City has been grabbed up by developers building 10,000-(or more)-square-foot houses, the small farmer has often succumbed to the pressures of the buyers' market. But ironically, aid for the farmer has come—at least in Pocantico Hills, New York—from the landed gentry. David Rockefeller and his daughter Peggy Dulany have turned a complex of stone barns designed for the Rockefeller family by Grosvenor Atterbury in the early 1930s into the Stone Barns Center for Food and Agriculture. Here, a working farm for livestock, chickens, and vegetables, plus a learning facility and cultural center, now demonstrate to the public the advantages of local, community-based farming and environmentally sensitive agricultural practices.

As an extra draw to the rustic complex, the center also includes a

restaurant, Blue Hill at Stone Barns, run by the owners of the much-acclaimed Blue Hill Restaurant in Greenwich Village. At Stone Barns, the produce and livestock from the farm are transformed into exceptional cuisine.

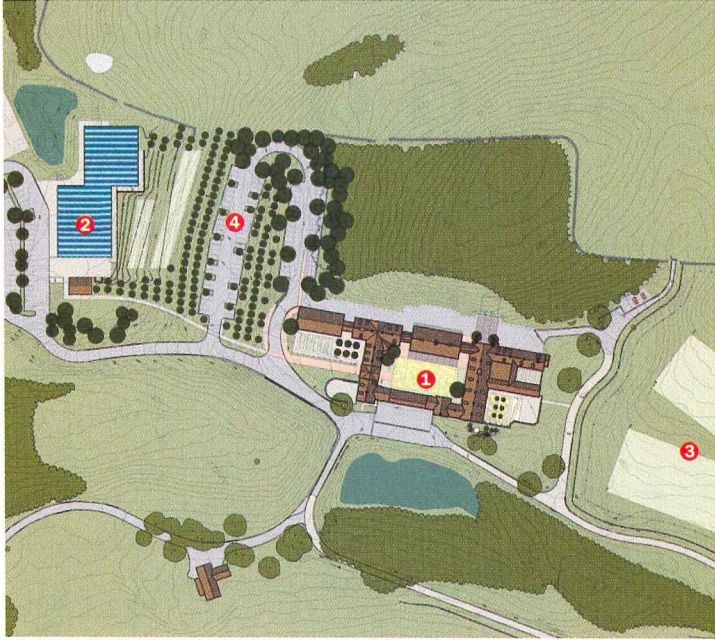
The fieldstone barns, which display the same craft, scale, and detail of Atterbury's famed Tudor-style Forest Hill Gardens in Queens, New York, were built by John D. Rockefeller, Jr., to provide fresh milk for his large family (including his sons Nelson and David) at Kykuit, their weekend home. Kykuit is now a house-museum, and the barns long ago ceased to serve any function. Yet their stone walls and silos, arranged around large and small courtyards, coupled with their bucolic setting in Pocantico Hills, 20 miles from Manhattan, are unique. So Rockefeller turned 80 acres of the originally 4,000-acre family estate into a farmland preserve for the cen-

ter, dedicated to his late wife, Peggy. She had worked to preserve the vanishing farmlands through the American Farmland Trust, and at one point had used the barns to raise Simmethyl cows. With a \$30 million investment, Rockefeller and Dulany put together an imaginative mix of nonprofit and for-profit uses, of which the first phase, some 40,000 square feet, opened last year.


Program

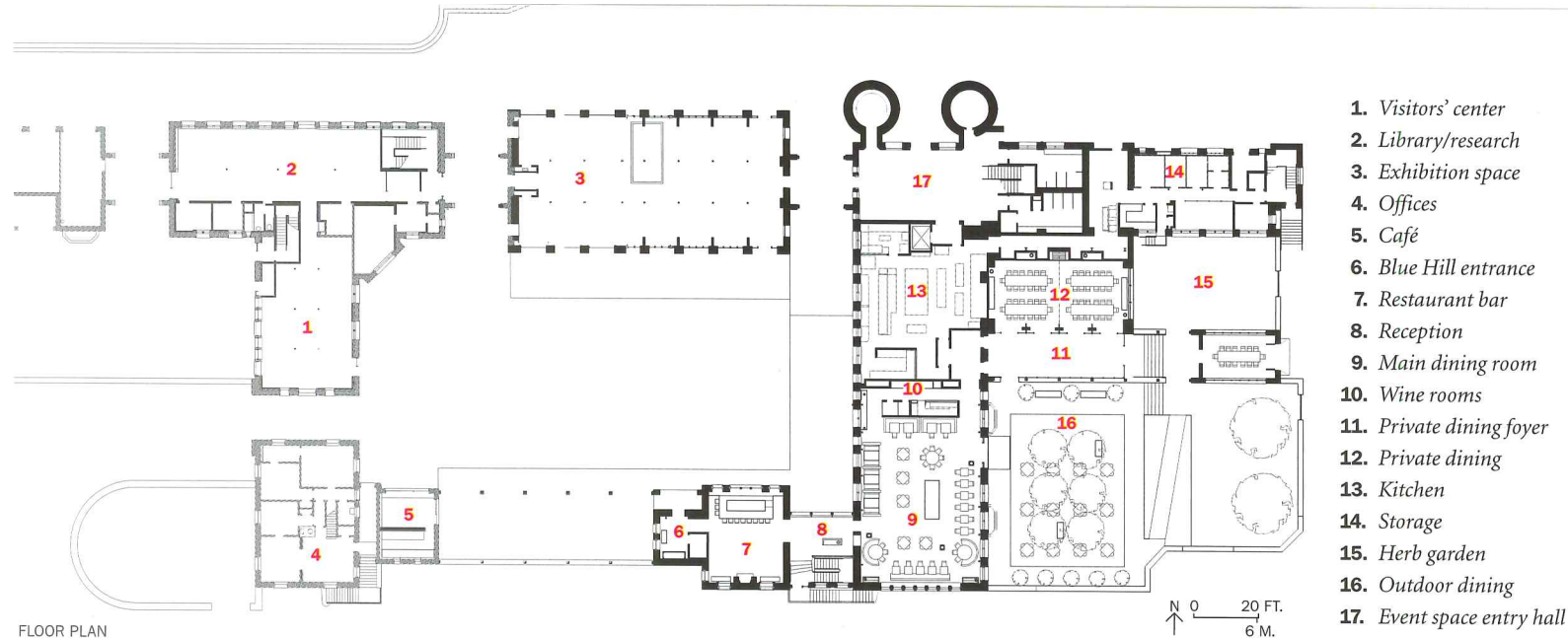
In drawing up a master plan, Machado and Silveti Associates of Boston not only renovated the barns for classrooms and conference spaces, exhibition spaces and offices, but also designed a 24,000-square-foot greenhouse for growing produce all year. Now Machado and Silveti is working on the 20,000-square-foot second phase that includes an almost-finished visitors' center. Plans call for an "event hall"

Visitors drive past the Blue Hill at Stone Barns restaurant (opposite), then around the south side to the parking area (site plan, right). The main entrance (far right) takes them into the main court. On the north side, the twin silos (below) herald an entrance to the event space.



1. Main building
2. Greenhouse
3. Growing fields
4. Parking





1. Visitors' center
2. Library/research
3. Exhibition space
4. Offices
5. Café
6. Blue Hill entrance
7. Restaurant bar
8. Reception
9. Main dining room
10. Wine rooms
11. Private dining foyer
12. Private dining
13. Kitchen
14. Storage
15. Herb garden
16. Outdoor dining
17. Event space entry hall

FLOOR PLAN

for social functions catered by the restaurant, which will occupy the second story of the middle barn kitty-corner to the restaurant.

Meanwhile, Dan, David, and Laureen Barber, the restaurateurs of the for-profit restaurant, brought in Asfour Guzy Architects, designers of Blue Hill in Greenwich Village. The country restaurant accommodates 125 guests in the former dairy barn, plus another 60 in private dining rooms, and 48 on outdoor dining terraces.

Solution


The entry road takes visitors past rolling hills where cows and lambs graze, Berkshire pigs chow down, and chickens lay eggs, and then along the south side of the barn complex to the parking lots. From here, visitors enter a gatelike passage into an expansive courtyard, bounded by stone buildings of different sizes, and containing a visitors' center, library, and exhibition space on one side, and a café, administrative offices, and the restaurant on the other. A small, discreet porch on the right of the courtyard signals the location of the restaurant, while the two stone silos mark the entrance to the event space.

Basically, Machado and Silveti worked with structural shells, since the stone barns were not heated, glazed, or fitted out for human habitation. Some of the walls were load bearing, although Atterbury had


relied for the most part on a steel frame structure allowing large openings to occur in the stone masses. In adding windows, Silveti said his firm tried not to disrupt this mass-to-void relationship in the original architecture. In the old hay barn, which is now an exhibition and conference space, for example, the architects fitted Low-E double glazing with steel frames into the 8-by-10-foot bays (one, in the center, rises to 14 feet). Machado and Silveti also added slate roofs in certain areas to complement the local field stone, while leaving others shingled in wood. In the hay barn, a simple concrete slab for storing hay on top has been replaced by a dropped ceiling of recycled wood with acoustic properties. The original concrete floor, however, was left in place and stained, while existing chestnut doors were restored as partitions.

As far as the design of the Stone Barns restaurant goes, Peter Guzy of Asfour Guzy Architects is swift to explain, "We didn't want French country or a white Modern look." The architects sought instead to emphasize the tectonic quality of the space, while instilling an overall sense of comfort and warmth: "We searched for a vocabulary that would fit into the Atterbury construction," Guzy adds.

Steel bow trusses dominate the 2,250-square-foot dining room. By removing a plaster ceiling suspended from the trusses spanning the 38-foot-wide space beneath the



Machado and Silveti glazed large openings in the stone walls of the barns, and added slate roofs in certain areas. The firm also turned an old hay barn into a multipurpose space for exhibitions and lectures (right), and made the stone silos into sitting areas (far right). Asfour Guzy Architects placed the entrance to Blue Hill at Stone Barns restaurant at the far end of the courtyard (at far right below).





In designing the restaurant at Stone Barns, Asfour Guzy highlighted Atterbury's architecture (opposite), exposing the bow trusses in the dining room (below), and adding specially found furnishings there and in the bar (left). The private dining rooms (far left) have slightly arched ceilings made of acoustical plaster, with floors of antique heart pine planks from an old warehouse in New York.





steel-framed gabled roof, Asfour Guzy, working with Arup, thinned out the steel truss-and-beam frame and exposed it for dramatic effect. They also lined new arched vaults above the trusses with a seamless acoustic plaster system. Wide planks of antique heart pine surface the concrete floors in the main dining room and the new stable-size structures built for private dining rooms, while

Pompignon limestone paves the halls and vestibules. Stainless steel gives a cool glint to the inner surfaces of the deep portals between the rooms, yet the assortment of antiques and simple stained white oak furniture create a sensuous if pared down ambience.

Commentary

The pastoral setting of the renovated barns is handsomely

dramatized by the procession of spaces. Both architectural firms have inserted the new elements for exterior and interior spaces with a straightforward simplicity that allows the Modern elements to stand out in bold relief against the older backdrop. This dialectic often brings Carlo Scarpa's Modernist interventions in Italy's Veneto to mind, albeit executed with American forms and

materials. The restaurant interiors (along with the cuisine) instantly suggest that an inn would offer an ideal addition to the center. Yet this idea may be viewed with trepidation: Since the center is intended to bolster a simpler life—farming—some may fear that attracting more high-end tourism would paradoxically encourage more development in the surrounding area. ■

Pierson College

New Haven

2

KIERANTIMBERLAKE ASSOCIATES ADDRESSES YALE UNIVERSITY'S NEEDS IN THE PRESENT WHILE RESPECTING ITS PASSION FOR TRADITION.

By Sara Hart

Architect: KieranTimberlake Associates—Stephen Kieran, FAIA, design partner; Christopher MacNeal, AIA, associate in charge; Jamie Unkefer, AIA, project manager; Marcell Botticelli, Brian Carney, Kannikar Peterson, Karl Wallick, Project Architects; Andrew Evans, Castor Kong, Elisheva Levi, Rachel Mainwaring, Miharu Morimoto, Mark Rhoads, Kathy Speicher, Matt Sauer, Adrienne Swiatocha, Kurtran Wright, design team

Client: Yale University

Consultants: BVH Integrated Systems(m/e/p, fire protection); CVM Engineers (structural); Towers/Golde (landscape); Tigie (lighting); Metropolitan Acoustics (acoustics)

Size: 165,500 square feet

Cost: Withheld

Completion date: September 2004

Sources

Doors: Duratherm (Upper Court addition); Steelcraft (metal)

Windows: Marvin (wood); Moduline (aluminum)

Elevators: Holtz

Acoustical ceilings: Tectom

Resilient athletic flooring: Dodge-Rugopol; American Harlequin

For more information on this project, go to Projects at

www.architecturalrecord.com.



By the first part of the 20th century, Yale had gained renown as an elite university. Such status spurred aggressive building, expanded curriculum, and increased enrollment. Concerned alumni and administrators sensed the atmosphere was becoming increasingly impersonal and, therefore, detrimental to students. They moved to organize the campus into a network of smaller, self-contained residential colleges, loosely based on the model of Oxford and Cambridge. They reasoned that an intimate, domestic environment would not only be more conducive to academic achievement, but promote emotional and social well-being.

Architect and Yale alumnus James Gamble Rogers (1867–1947), who had already designed many of the academic buildings, was tapped to carry out this new direction. Rogers

designed 10 of the 12 residential colleges at Yale, including Pierson.

The college, on the western edge of Yale's undergraduate residential campus, is an excellent example of Rogers's command of scale, proportion, and detail. Completed in 1933, the college occupies five floors plus a basement, arranged in wings containing student housing around a large courtyard. The exteriors are Georgian Colonial brick and stone with slate roofs over a concrete-encased steel structure.

Program

The university commissioned Philadelphia-based KieranTimberlake Associates (KTA) to tackle a daunting program of tremendous scope. The program included life-cycle renovations, utility upgrades, compliance with life-safety codes and accessibility regulations, dorm-room upgrades and

additions, and improvement to the dining services and student-activity areas. The scope was not limited to the buildings. The program called for a new landscaped walkway and courtyard along the previously undeveloped east side of the college.

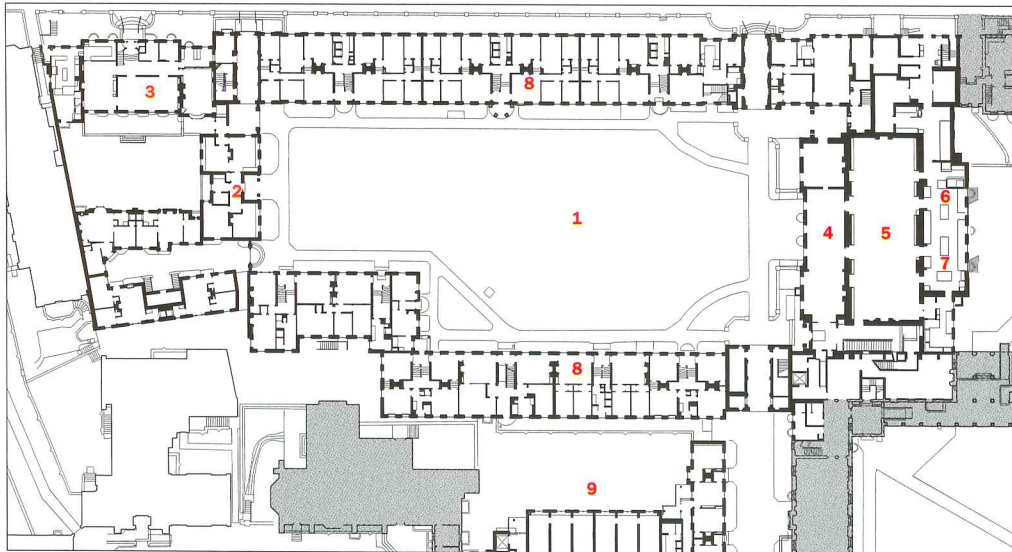
Solution

First of all, many of the most difficult solutions are invisible. In the areas to be preserved, such as the dining hall and library, KTA dismantled the interiors; stored the woodwork; upgraded the mechanical, electrical, and fire-safety systems; and then reinstalled the finishes as if nothing had been disturbed.

Other changes are more obvious, and required as much finesse as skill. "In Modernism, a preconceived design system does not readily accommodate the special circumstances or unexpected dis-

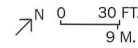
In their renovation of Pierson College (opposite, left), the architects dismantled the dining hall (below), upgraded the HVAC systems, and relocated the servery to the adjacent pantry (right). They infilled the Upper Court with a three-story addition of suites, accommodating 24 beds (opposite, right).





FIRST FLOOR

- | | | |
|-------------------|----------------|-------------------------|
| 1. Courtyard | 4. Common room | 7. Servery |
| 2. Administration | 5. Dining hall | 8. Student suites |
| 3. Master's house | 6. Kitchen | 9. Upper Court addition |



The original library (left) was dismantled, the systems upgraded, and the paneling reinstalled. At the same time, the architects converted two squash courts into an expansion that provides more study cubicles and a meeting room (opposite, bottom).


coveries that are inevitable in historic buildings,” explains KTA principal Stephen Kieran. “The effort that goes into inserting new programs into existing structures teaches the Modernist to take advantage of those picturesque opportunities when they’re revealed.” Kieran’s observation became a guiding design principle, as the firm went about converting squash courts and basement spaces to social and recreational uses, including exercise facilities, aerobics/dance space, and music practice rooms. Additional squash courts on the second floor were converted for use as an annex to the existing library with computer facilities.

To alleviate the bed shortage, KTA renovated existing suites by combining two adjacent suites into one, annexing closet space into the bedrooms, and consolidating circulation. They designed a three-story, 11,500-square-foot addition on the Upper Court between the college quadrangle and the University Theater. The addition provides a total of six suites, accommodating up to 24 beds.

Commentary

It takes vision and confidence to seek out the unpredictable, especially after completing the tedious upgrade of the building systems. When time came to extract form and function from the derelict basement and other awkward interstitial spaces, a lot of architects would have chosen the path of least resistance—patch and paint. Instead, KTA saw the opportunity for artistic expression, especially in the basement’s gloomy labyrinth of steam pipes, electrical conduits, and makeshift storage. They added and subtracted layers of materials, creating a palimpsest of past and present.

When possible, the stone foundation was left exposed. Plasterboard sections formed transitions between materials, producing a series of collages throughout the corridors. Sealed shafts were opened to provide orientation to the outside as well as light. Rogers would have admired their boldness, especially since it kept him in the picture. ■



Renovation of the basement (above two) required relocating the steam tunnels to the exterior walls, creating light wells everywhere possible, and peeling back the layers while applying new ones to create a collage of textures surveying the building's past.



78 Derngate

Northampton, England

3

JOHN MCASLAN RESCUES A FORGOTTEN WORK OF CHARLES RENNIE MACKINTOSH FOR A RARE HOUSE-MUSEUM WITH AN ADJACENT GALLERY.

By Hugh Pearman

Architect: John McAslan + Partners—John McAslan, principal; Adam Brown, director; Richard Ellis, Andrew Hapgood, Kerstin Hartmann, Sarah Jackson, Ian McChesney, Marcos Rosello, Ryan Von Ruben, Anna Wagner, Pat West, team

Client: The 78 Derngate Northampton Trust

Consultants: Mary Schoeser (fabric and textiles); Allyson McDermott (wallpaper); Jake Kaner of Buckinghamshire Chilterns University (furniture); Crick Smith Conservation (paint analysis); Pat Dillon of the University of Wolverhampton (carpets); Jampel Davidson & Bell (structural); Rykba (m/e/p)

Size: 3,500 square feet

Cost: \$1,774,437

Completion date: Fall 2003

Sources

Glass cabinets: CSG

Carpet: Avena Carpets

Lighting: Erco

Stone floor: Stonell

Linoleum flooring: Forbo Nairn

For more information on this project, go to Projects at www.architecturalrecord.com.

Northampton, a large industrial market town in the English Midlands, is the traditional center of the English shoemaking industry. It is well off the tourist trail, despite being only an hour by train from London. Yet recently it has become an unlikely destination for architectural pilgrims, who come by the thousands to see a rediscovered curio—a tiny row house, 78 Derngate, just restored by architects John McAslan + Partners. The last known built work of the Glasgow architect Charles Rennie Mackintosh, 78 Derngate has an importance far outweighing its modest size. Though Mackintosh was a near-contemporary of both Frank Lloyd Wright and Sir Edwin Lutyens and reflects the influence of both, he was the first of the three to die, at age 60 in 1928, and never built another project after this.

Mackintosh, who was living in London at the time, took on the small house conversion for an up-and-coming local industrialist, Wenham Joseph Bassett-Lowke, in 1916–17. So unassuming is the house from the street that it is easy to walk straight past it. Mackintosh changed little on the front elevation of this early-19th-century brick-built house, apart from a relatively subdued but typically organically styled black-painted doorcase, since

Hugh Pearman, the architecture and design critic of The Sunday Times, London, is author of Airports: A Century of Architecture (Abrams, 2004).

a local architect had already added a square front window bay. Mackintosh's rear elevation, opening onto a tiny garden still, startles today's visitor: white-rendered, rectilinear, a Modern four-story tower house seems to be grafted onto the original, complete with two deep balconies, one above the other.

Inside, Mackintosh turned the conventional straight-ahead staircase 90 degrees to divide the house crossways. Despite being no more than 16 feet wide, the front lounge hall is a tour de force, finished in black, with a stenciled pattern of yellow triangles representing a grove of trees, and stained-glass inserts in a similar pattern. The ground-floor rear dining room, though more conventional, features a wall of Mackintosh's built-in furniture and lamps, incorporating a fireplace in white and pale green tiles. Upstairs, in the guest bedroom, an Op Art pattern of narrow fabric stripes runs up the wall, across the ceiling, down the curtains, and back along the bed covers.

Bassett-Lowke, a successful maker of toys such as model trains and ships, proved a knowledgeable client for the exotic Mackintosh with his Vienna Sezession connections—




although it appears that ultimately Bassett-Lowke's wife put her foot down and demanded less-outré interiors in some of the rooms. Indeed, they called Mackintosh back in 1919 to provide a softer, less-dramatic treatment for the main reception room. But, following years of neglect and changing ownership, the house has now been restored to its original 1916–17 appearance.

Program

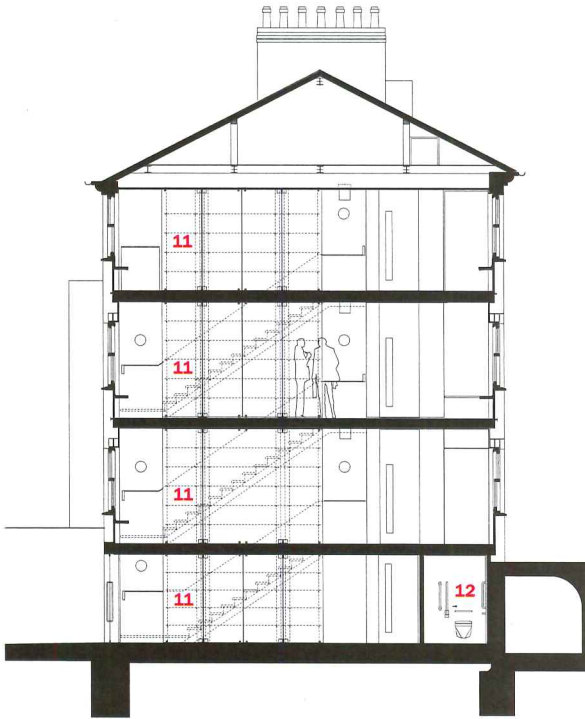
The 78 Derngate Trust, a voluntary organization that created the house-museum, also bought the town houses at 80 and 82 Derngate to provide circulation, display, and administration space for the Mackintosh building. The group also

Mackintosh had turned the stair 90 degrees in the lounge hall of the 1820s town house (below and right) to create a cross wall between it and the dining room (far right). McAslan restored the dark wood panels, fabrics, and decorative paints, and replicated furniture for key rooms in the house by analyzing paint and fabric samples and studying old photographs.

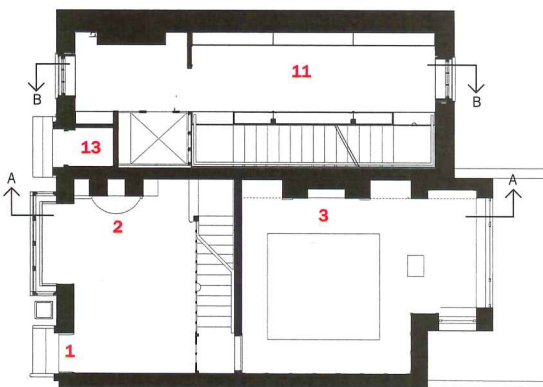




SECTION A-A



SECTION B-B



GROUND FLOOR

0 3 FT.
1 M.

1. Original entrance
2. Lounge hall
3. Dining room
4. Main bedroom
5. Bathroom
6. Guest bedroom
7. Study
8. Maid's room/library
9. Kitchen
10. Plant room
11. Exhibition galleries
12. Disabled bathroom
13. New entrance



Since the furnishings at 78 Derngate were dispersed after Bassett-Lowke moved out, and because buying back all the pieces would be too expensive, McAslan and his team replicated them in key rooms, such as the guest bedroom (above). Here, too, satin ribbons are applied to walls and ceilings as part of the reconstruction of the original striped decoration. The now-renovated rear facade (right) was designed by Mackintosh in 1917 for the 1820s terrace house.



hired the architect John McAslan, Glasgow-born and Edinburgh-trained, who has long been an enthusiast of Mackintosh's work—which is why his large and successful London practice took on this small but highly significant project. At this point, McAslan has completed the restoration of 78 and extensive remodeling of 80 Derngate, while funds are being raised for 82 to provide offices and more visitor facilities, such as a café.


Solution

Forensic restoration of the Mackintosh interiors and the exact replicating or tracking down of lost furniture and textiles was crucial, since the original furnishings had disappeared over the years. McAslan kept the remodeled addition at 80 Derngate very low-key, using good, plain materials and eschewing any stylistic reference to Mackintosh. His insertion of a straightforward stair and elevator into this narrow house, with glass display vitrines rising the height of the stairs, resolves the difficulty of circulation to 78 Derngate with admirable restraint. Even so, no more than 30 people can fit into the Mackintosh house at any one time.

Commentary

The completed ensemble succeeds in being comfortable for visitors in spite of the small size. It succeeds in its intention of suggesting that you are a privileged visitor to Bassett-Lowke's extraordinary house around 1917. The Trust expected about 6,000 visitors in its first March–November 2004 season. Yet 16,250 turned up, some from as far afield as the United States, Australia, and Japan.

The fascination is understandable. Mackintosh's last building—and his only one outside Scotland—has a unique place in the history of domestic architecture and the Arts and Crafts movement. And for McAslan, both the restoration and the low-key addition is a deferential tribute to one of his heroes. At the same time, the intended work on the third house, 82 Derngate, is clearly necessary to provide a more controlled marshalling of the visitors. ■



McAslan designed a gallery and circulation addition within a gutted town house at 80 Derngate. The Modernist vocabulary of wood, stainless steel, and glass creates a transparent display space extending the height of the building, and edged by stairs. The narrow galleries display material relating to Mackintosh as well as his client, Wenham Joseph Bassett-Lowke, a manufacturer of toys such as model trains and ships.



Hyde Park Bank Chicago

4

FLORIAN ARCHITECTS TRANSFORMS A GRAND BANKING HALL THROUGH A DRAMATIC PLAY OF MODERNIST AND CLASSICAL VOCABULARIES.

By Blair Kamin

Architect: Florian Architects—Paul Florian, AIA, principal; Wade Zipstein, project architect; E. Alper Aydinalp, Gary Hodonicky, Pollawat Petavanich, Robert Sellars, project team

Client: Hyde Park Bank & Trust—Timothy O. Goodsell, president

Engineers: The Engineering Studio (m/e/p, fire protection); Thorton Tomasetti Engineers (structural)

Consultants: Schuler & Shook (lighting); Shen Milsom & Wilke (acoustical); The Grillo Group (graphic design); Integrated Control Experts (technology)

General contractor: Power Construction

Size: 13,000 square feet

Cost: \$3.5 million

Completion date: June 2004

Sources

Glazing and glass doors: Trainor Glass

Wood doors: Oshkosh Architectural Wood Doors

Window shading: MechoShade

Hardware: Blumcraft; Dorma; Hager; Glynn-Johnson; FSB; CBC America; Hafele

Acoustical ceilings: USG

Paints: Sherwin Williams

Furnishings: Desks Inc.; Bulo; ICF; Vitra

For more information on this project, go to Projects at

www.architecturalrecord.com.

At a time when banal little bank branches are spreading across the land like kudzu, the renovation of a grand banking hall is something to celebrate. This is more the case when it is carried out with the precision and panache that Paul Florian, AIA, of Florian Architects brought to Chicago's Hyde Park Bank.

The \$3.5 million, 10,000-square-foot project, winner of a 2005 AIA Honor Award for Interior Architecture, was as much a transformation as a renovation. Its rigorous hierarchy of space-defining volumes, translucent planes, and subtle lighting stylishly transports the neighborhood institution into the 21st century, sensitively juxtaposing interactive contemporary features with the gloriously opulent shell of the restored banking hall.

Located on the piano nobile of the main office building in Hyde Park, an affluent South Side neighborhood that also is home to the University of Chicago, the banking hall was designed by Karl Vitzthum in the Italian Renaissance style. It opened in 1929, just in time for the stock market crash. A few years ago, before the renovation began, its condition had suffered a similar plunge. Office partitions chopped up the once-grand space. Fake-leather chairs obscured the ornate stairway

RECORD contributing editor Blair Kamin is the Pulitzer Prize-winning architecture critic of the Chicago Tribune.



balustrade. Uneven lighting and once-gilded ceilings that had turned sickeningly brown made the space dark and impersonal.


Program

The bank and its aptly named president Timothy Goodsell considered converting the second-floor space to a variety of other uses and moving personal banking to the first floor, where it would be more accessible

to street traffic. But Goodsell wisely realized that the public room of the banking hall would differentiate the main bank amid the profusion of cookie-cutter branches.

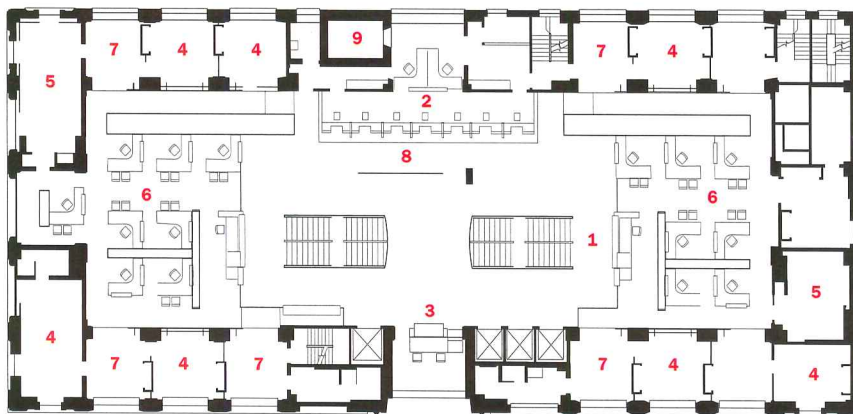
Solution

Florian eschewed a radical intervention, opting instead to complement rather than obscure the bank's Classical past. The approach emanated from the desire

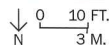


Sleek contemporary forms and materials are juxtaposed with the ornate surfaces of the existing hall. A hierarchy of volumes,

translucent planes, and varied lighting creates an open landscape within the envelope of the landmark building.



FLOOR PLAN



1. Reception
2. Teller line
3. Internet banking
4. Executive offices
5. Conference rooms
6. Banking officer stations
7. Waiting lounges
8. Queuing line and kiosk
9. Vault

to adapt the hall to modern banking practices, which stress welcoming, nonintimidating environments. The idea, as Florian said, was to create an uplifting interior, but not one that would require customers to “come in with a three-piece suit.”

Florian’s design works in two seemingly contradictory yet ultimately complementary ways. One unifies the space; the other divides it or, more accurately, shapes it to a new standard of precision in line with today’s banking practices.

Contemporary sconces and lamps in restored chandeliers reflect indirect light off the regilded ceiling, creating the impression of a single, uninterrupted volume. Work areas, workstation files, and waiting areas are concealed or shifted to the margins of the hall, freeing it of visual clutter.

Florian and his colleagues refined to minimal size the supporting structures for glass walls, the teller pavilion canopy, and the metal-mesh screens that divide the main hall from private offices in adjoining galleries. At the same time, the designers gave the hall a new level of articulation, breaking down the scale of the vast room by placing personal banking and lending services areas on its flanks.

Commentary

While the rich palette of new materials relates well to the old hall, their modern asymmetry and openness serves as an antidote to its overwhelming formality. For example, the new teller pavilion, faced in travertine, blends beautifully with the walls of the old hall and doesn’t form a barrier between banker and customer.

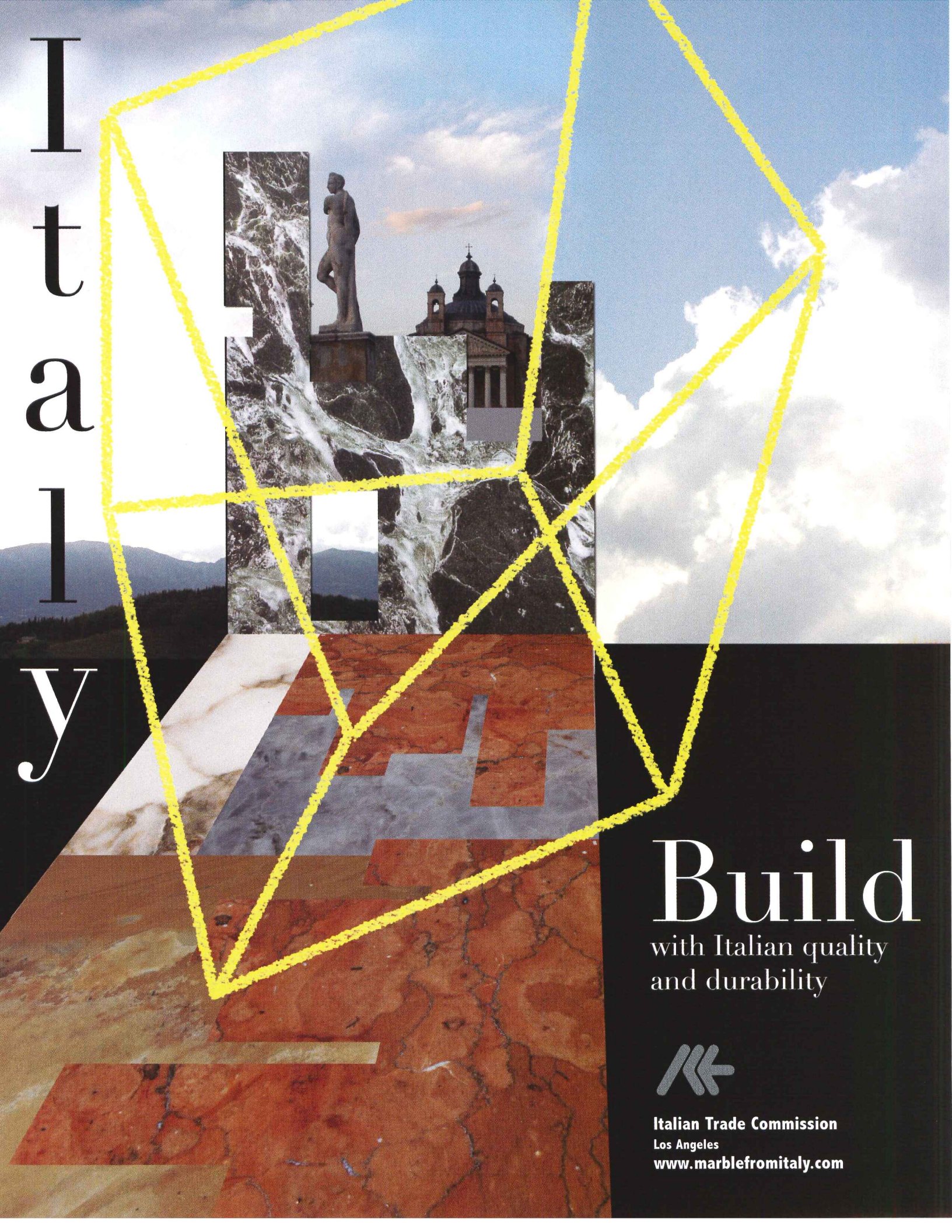
Besides the superb renovation of this landmark Chicago interior, the project demonstrates something else: A bank doesn’t have to be dumbed down architecturally to be approachable and functional. There is a middle ground between history and freshness, grandeur and intimacy, ceremony and informality. That is a lesson worth heeding for all historic bank halls in an age that seems to value them less and less. ■



Translucent glass shields work areas and diffuses light. Shimmering metal screens veil the private offices (left). Monolithic slabs of travertine and maple separate public and private functions, concealing work areas from public view without compromising openness (below).




I
t
a
l
i
y



Build
with Italian quality
and durability



Italian Trade Commission
Los Angeles
www.marblefromitaly.com



Antolini

luigi antolini

www.antolini.it

Tel.: +39 045 6836611

Fax: +39 045 6836666

Natural Born Beauty



*"Whatever is worth doing at all,
is worth doing well."
(P. Stanhope)*

Nature creates, innovation shapes,
design becomes art.

PANTHEON® is the Italian marble tile
which turns every covering in a
unique piece thanks to the essential
variableness of the natural stone
and an innovative surface finishing
imitating and reviving the ancient
Roman floors.

The final result is that of an antiqued
polished surface reflecting light in a
distinctive way and giving the
ambient a unique touch. Dedicated
to whom who want to give their
home the mark of their personality.

PANTHEON®. From today onwards
there's another natural jewel...
your home.



Pantheon[®]
Italian manufactured tiles

Visit our web site:

www.pantheonitiles.com

Pantheon is trademark by IDEALMARMI



IDEALMARMI srl
Strada della Giara, 9
37030 POIADPO
VERONA (ITALY)




Tel. + 39 045/523529 - Fax + 39 045/8403667
Web site: www.idealmar.it - E-mail: idealmar@tin.it



CARRARA THE ULTIMATE STONE EXPERIENCE

CARRARAMARMOtec. NOT JUST AN EXHIBITION:

marble architectural awards 2005
 technical workshops on stone
 product innovation
 professional conferences
 guided visits to the impressive marble quarries
 any type of natural stone from anywhere in the world
 unique sculpture, art and goods



STONE
 IN PROGRESS

Carrara
 MARMOTEC

A future to the stone age

26th International Fair for Marble,
 Machinery and Services
1st/4th June, 2005

Italian Trade Commission
www.marblefromitaly.com

Sole sponsoring Bank



Supported by



Organization:
**INTERNAZIONALE
 MARMI E MACCHINE
 CARRARA SPA**


V.le G. Galilei, 133 54036 Marina di Carrara, Italy
 tel. +39 0585 787963 fax +39 0585 787602
 info@carraramarmotec.com

www.carraramarmotec.com



allamira-ad.it

WORLD LEADER IN PORPHYRY STONE PRODUCTS




PORPHYRY USA

"A CONTINUOUSLY RENEWING TRADITION"

PORPHYRY USA, Inc. - 7945 MacArthur Boulevard, Suite #220
 CABIN JOHN, MD 20818 - Tel. (301) 229 8725 - Fax (301) 229 8739
 web site: www.porphyrystone.com - e-mail: pavers@porphyrystone.com

World leader in porphyry stone with more than fifty years of experience and proprietary quarries. Best and widest variety of porphyry products and services.



entina



Japan



Italy



Italy



Usa

Italian Trade Commission
www.marblefromitaly.com



We at CAMPOLONGHI ITALIA s.r.l. offer a range of unique materials in granite and marble, which can be used for kitchen tops, vanity tops etc... most of our materials are either exclusive to us or own quarries.

www.campolonghi.it info@campolonghi.it



Driven by Innovation

BRETON is the world leader in the production of machines and plants for working natural stones and for manufacturing and processing Engineered Stone®. BRETON has an exclusive technological know-how and leadership in the production of plants and manufacturing technology of Engineered Stone®. Breton is proposing plants featuring different characteristics, production capacity and involving different levels of investment, for each type of product: Bretonstone® Bretonterastone® Bretoncemstone®.

www.breton.it info@breton.it



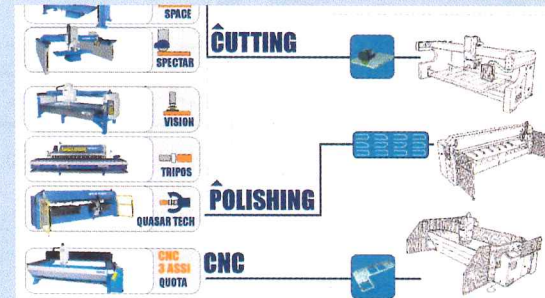
We are a prominent Italian stone producer and exporter located in Massa-Carrara, in the heart of the white marble quarries. With three decades of experience in the natural stone industry and a flair for the finest materials, we can provide our customers with beautiful fabricated natural stone products that exceed the highest quality of excellence. Our search for new stones is continual as we look to provide our customers with new, unique products such as Sodalite Blue, Mother of Pearl White Onyx, Blue Sky and Verde Chain. International Italmarmi is an ISO9001 certified firm.

www.internationalitalmarmi.com info@internationalitalmarmi.it



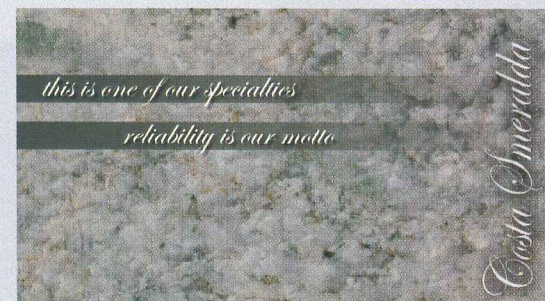
World known manufacturer of stone processing machines for 25 years. Denver manufactures a complete range of machines for the small-medium sized marble shops: CNC 3 axes control – Edge polishing machines – Monobloc bridge sawing machines – Bridge type sawing machines - Mud dehydrator and water treatment systems – Surface polishing machine.

www.denver.sm info@denver.sm



We are a new company that deals with marbles, classic and prestigious granites from various parts of the world. Our firm is able to supply both Italian and foreign customers with a wide range of products: from simple slabs to the polished and custom-manufactured ones, to meet both architectural and building needs at very competitive prices.

www.metromarmi.it metro.marmi@tin.it



GHINES takes advantage of the best diamond treatments (sintering, vacuum-brazing, electroplating and vulcanization), so that each working phase can be performed in the quickest way and with the best finishing degree.

www.ghines.com info@ghines.com



Italian Trade Commission Los Angeles

www.marblefromitaly.com

THE ITALIAN STONE INDUSTRY

Italian stone materials are renowned throughout the world because of their wide range of colors and the size of their deposits. Italy is one of the leading world producers of raw materials, producing over 10.5 million tons of blocks per year, which are quarried and processed by almost 10,000 companies with 60,000 workers who are the most highly skilled in the world. Italy's raw material imports amount to over 2.3 million tons per year with a value of approximately 500 million USD while exports, which are almost all finished products, amount to 3.5 million tons per year with a value of over 2 billion USD.

Italy's modern stone industry has a long tradition behind it and has managed to maintain its world leadership thanks to its highly skilled workers and avant-garde technology. The latter is the result of the close relationship between stone suppliers and machinery manufacturers which has led to positive results such as the production of more and more advanced machinery, the setting up and perfecting of plants already operating, guaranteed continuous assistance, on-site experimentation of new prototypes and remote assistance through the web sites.

This is why Italy is also the world leader in the field of technology with over 400 specialized companies and a work force of around 8000. Thanks to the quality of its technology Italy is the most important country for the processing of stone materials too.

The market demand for stone materials varies a great deal, especially because of color trends, and this means that suppliers must be able to offer the widest possible range of materials. Over the years Italy has developed its role as intermediary and has become a world stone marketplace. In addition to the large quality of local materials Italy trades numerous materials imported from all over the world.

Many Italian stone materials have been on the market for centuries; some are no longer available because of limited resources while others, thanks to new technology and knowledge, have recently been placed back on the market or reintroduced after a period of inactivity of the quarries. Stone materials are divided up into various market categories. This division may not reflect scientific concepts but it is useful for a quick review of the main Italian "litho types".

The term marble is used to define all carbonate materials or other materials with similar physical-mechanical characteristics. The term granite is used to define all siliceous rocks which contain minerals such as quartz and feldspar. Finally, the stone category comprises all materials, generally not polished such as sandstone and porphyry.

Italian marble varieties come in a wide range of colors and textures like the white and veined varieties excavated from the Apuan Alps in Tuscany. The colored varieties include the green materials from Aosta Valley and Lombardy; the beige materials from Puglia (Serpeggiante and Trani), from Sicily (Perlato) and Lombardy (Botticino); the yellow materials such as Giallo Siena and Giallo Reale.

The Veneto region is rich in several types of colored stone such as red (Rosso Verona, Breccia Pernice, Rosso Magnaboschi) and pink (Nembro Rosato) marble; Rosso Rubino comes from Tuscany; Portoro and Rosso Levante are excavated in Liguria.

Other colored materials include the Tuscan Arabescato, Orobici, Breccia Medicea and Fior di Pesco Carnico.


The most important deposits of Travertine, also a well known Italian stone, are found around Tivoli, Rome, Grosseto and Siena, all in central Italy.

Pink and gray Sardinian granites are famous throughout the world for their homogeneity. The pink Baveno granite comes from Piedmont.

The stone category includes the Pietra Serena which is the compact, homogeneously colored gray stone used in the Renaissance palaces and squares in Florence and the Finale, Dorata and Santa Fiora stones.

A few varieties of trachyte, a volcanic rock with brownish-yellowish shades, are also found in the Veneto region. The yellow-colored Pietra di Vicenza is used in many architectural works.

Other volcanic rocks, such as Peperino and Basaltina are quarried in the Lazio region.



Italy

Build
with Italian quality
and durability



Italian Trade Commission Los Angeles

1801 Avenue of the Stars, Suite 700

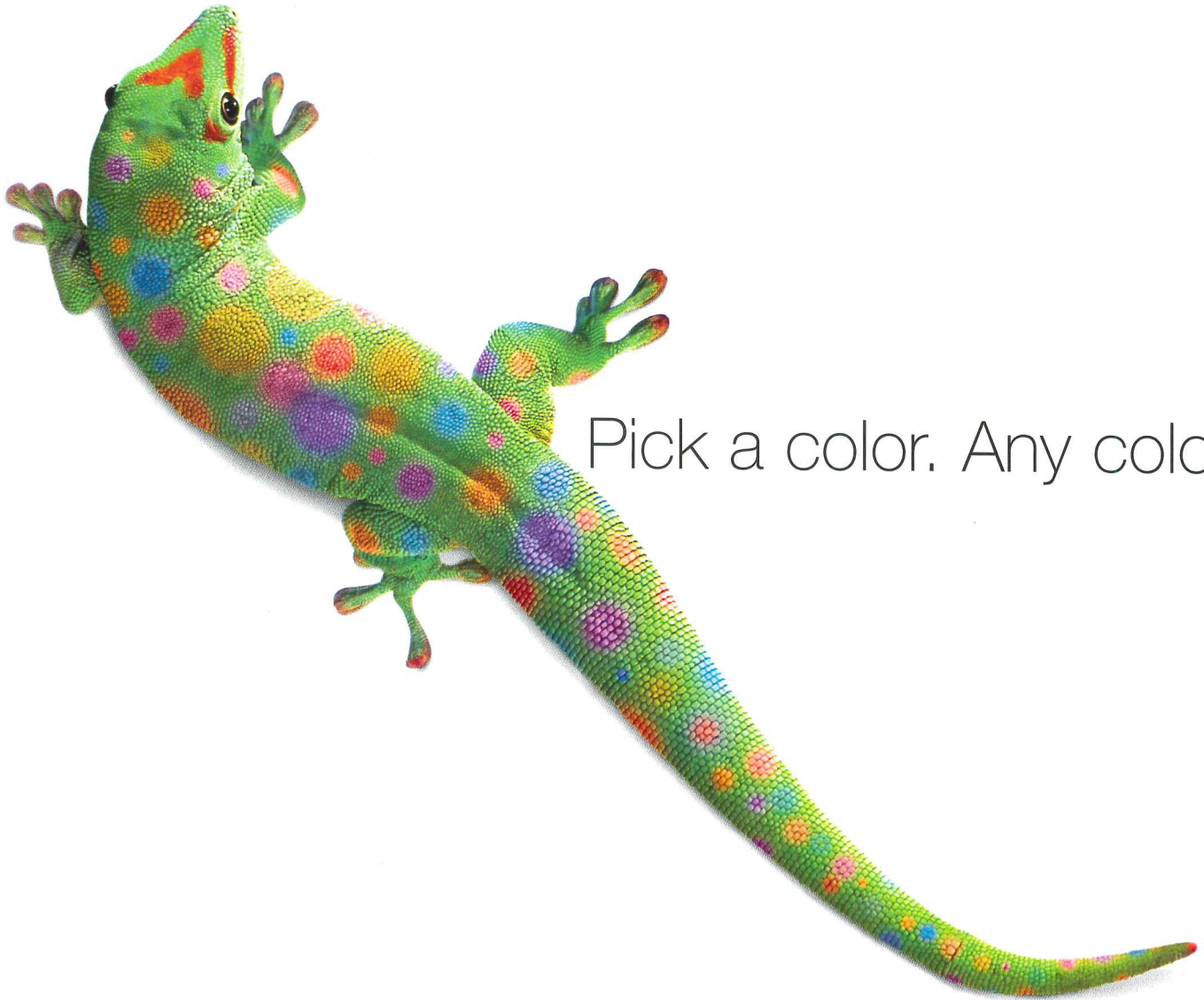
Los Angeles, California 90067

Tel: (323) 879-0950

Fax: (310) 203-8335

losangeles@losangeles.ice.it

www.marblefromitaly.com



Pick a color. Any color.

Take The Pain Out Of Painting With Timely® Prefinished Steel Door Frames.

Count on perfect color coordination and be as selective as you wish with Timely. All colors are applied in coil form with durable baked-on polyester coatings and applied under controlled conditions, eliminating the possibility of environmental pollution. Timely frames also assure efficient installation as well. Because they're prefinished, they can be installed after the walls are finished. This eliminates costly delays or wall damage, messy paint spills on floors or carpets and time consuming touch-ups.

You can also bank on Timely's built-in economy. Because these frames are prefinished, you can save \$25 to \$50 per opening, while guaranteeing quality and color uniformity.



6 Stocking
Designer Colors.

29 Custom
Colors Plus Prime.

Or Pick A Color. Any Color.
We'll Match It.

TIMELY
PREFINISHED STEEL DOOR FRAMES
A DIVISION OF S.D.S. INDUSTRIES, INC.

Meeting Your Demand for Quality: Over 30 trendsetting years in the field. **Versatility:** 5 casing design options. **Strength:** Sturdy full perimeter anchoring. **Beauty:** MiterGard® for perfect corners. **Fire Rating:** Full 90 minute positive pressure. For more details, visit us at www.timelyframes.com or call our **Marketing Services Department. 800-247-6242**

Architectural Technology

Something old meets something new: Preservation efforts feature updated materials and methods

CONTENTS

- 149 **Building Science:**
Preserving design gems
- 158 **Rebuilding history**
in Iraq, byte by byte
- 164 **Zoom In: National**
Library of Mexico
- 167 **Tech Briefs**
- 171 **Tech Products**



A proposed library for Mexico City features sunlit interior courts (164).




A New York City landmark gets a facelift with a new material (168).

Though we usually focus on publishing new or upcoming work in the technology section, preservation and conservation take center stage this month. Virtually all architects will be asked, at some point in their careers, to adapt or preserve a historic building. As any designer who has endured the scrutiny of review committees will attest, these projects often incite heated passions in local communities, whether they are supporters or protesters.

Nancy Solomon's feature illuminates the efforts of designers who are conserving and upgrading three projects in the U.S.: the Conservatory of Flowers in San Francisco, the oldest public greenhouse in California; the Peabody Institute in Baltimore, where the first music conservatory and public library in the U.S. were established; and the Virginia State Capitol in Richmond, the first public building in America designed in the Classical Revival style, which served as a model for other civic buildings that followed. Widely varying in style, program, and scale, these projects play an important role in our national heritage. The teams of architects and engineers working to save them must address mundane but critical issues like moisture control and preserving old materials. Their solutions show flair and finesse.

The second feature takes us halfway around the world to Iraq, where years of scarce resources and inadequate maintenance have endangered thousands of ancient buildings, monuments, and archaeological sites. Recently, a multinational team of conservation experts has formed to help stem the tide of damage. In a few years, it is hoped, Iraq will be able to track and manage all its historic resources using a GIS database.

Finally, in Tech Briefs, we bring you up to date on a project nearly 20 years in the making—replacing the terra-cotta at Shepard Hall, a landmark building at City College of New York. *Deborah Snoonian, P.E.*



(149).



Easy To Fabricate.

Just one of the many strengths of Alcoa Architectural Products' Reynobond®.

Want a cladding material that's simple to work with? Specify Alcoa's Reynobond® family of aluminum and natural metal composites. Reynobond composite panels can be formed using a variety of common fabrication techniques. You can saw it. Shear it. Rout it. Bend, curve, drill and fasten it. No matter how challenging the design, Reynobond makes it easy to accomplish. And with so many installation methods to choose from—including rout and return and continuous edge grip—using Reynobond has never been easier.

Alcoa Architectural Products | build for life®

For more information, contact Alcoa Architectural Products (800) 841-7774. Or visit us online at alcoaarchitecturalproducts.com.

Giving Old Buildings a Reason to Live

USING THE LATEST HIGH-TECH TOOLS, PRESERVATION ARCHITECTS FIND THE RIGHT BALANCE BETWEEN CELEBRATING A BUILDING'S TREASURED HISTORY AND ALLOWING IT TO LIVE ON INTO THE FUTURE.

By Nancy B. Solomon, AIA

Every city has its architectural gems that have been faithfully serving the local population for many years. Ensuring that these beloved structures can continue to perform as they have is no easy task. New spatial, functional, and structural requirements place great pressures on old buildings, which are often already suffering from poor or deferred maintenance. Preservation architects clearly walk a fine line between the realities of the past and the needs of the present, all the while establishing reasoned and consistent justification for their actions for future generations who will one day inherit these cultural legacies.



The 1878 Conservatory of Flowers in San Francisco's Golden Gate Park has been faithfully restored.

Conservatory of Flowers

Born from a kit of parts of uncertain parentage, the pedigree of San Francisco's Conservatory of Flowers is highly questionable. Its components were originally purchased by a San Jose, California, businessman who died before it was ever assembled. Still in boxes, the greenhouse pavilion found its way to San Francisco's Park Commission. In 1878, the city erected the 12,000-square-foot building—which included an entry vestibule, domed central space, east and west wings, and potting room—in Golden Gate Park. The structure was fabricated primarily from old-growth redwood.

The oldest extant building in the park and the oldest public greenhouse in California, the conservatory has had its share of troubles:

Nancy B. Solomon, AIA, writes frequently about building science.

CONTINUING EDUCATION



Use the following learning objectives to focus your study while reading this month's ARCHITECTURAL RECORD/AIA Continuing Education article. To receive credit, turn to page 156 and follow the instructions. Other opportunities to receive Continuing Education credits in this issue include the following sponsored section: "Unveiling the New MasterFormat 2004 Edition," sponsored by CSI, The Construction Specifications Institute, page 175.

LEARNING OBJECTIVES

After reading this article, you should be able to:


1. Describe the problems of sustaining old buildings.
2. Discuss design considerations that arise during restoration.
3. Identify goals of preservationists.

For this story and more continuing education, as well as links to sources, white papers, and products, go to www.architecturalrecord.com.

In 1995, unusually strong winds rattled its by-then decrepit structural frame and diaphanous skin. Unable to withstand the forces, its skeleton swayed and twisted, and numerous glass panes popped and shattered. The city had no choice but to close it. Two local firms—Architectural Resources Group (ARG) and Tennebaum-Manheim Engineers—worked together to make the necessary repairs.

The team determined that, because it was in such poor condition, the hothouse would have to be entirely disassembled and rebuilt from the foundation up. It was restored in phases to ensure adequate accommodations for its cherished flora specimens. And great effort was made to retain as much of the historic fabric as possible. The arches in the upper and lower domes (and at the corners of both wings) were reinforced with stainless-steel plates cleverly concealed between two outer layers of wood. The jambs and sills that once formed the clerestory structure between the upper and lower domes were replaced with a carefully detailed series of wood-clad stainless-steel vierendeel frames supported on eight interior columns. The upper dome transfers the lateral load onto the vierendeel, which in turn transfers the load onto the lower-dome arches. These forces are then transferred onto vertical, braced frames made of tube steel and $\frac{3}{4}$ -inch-diameter rods within the walls of the dome room. The tops of the braced frames are stabilized by a new horizontal truss, which was fabricated from very slender stainless-steel components—3-inch-diameter tubes and $\frac{3}{8}$ -inch-diameter rods—to blend inconspicuously within the original structural elements. The forces from the braced frames are transmitted to a new, more substantial concrete foundation.

High moisture content inherent in greenhouse operations meant that proper airflow was critical. The wings of the conservatory had been designed with glazed ventilation panels along the perimeter base and roof ridges. Unfortunately, the wood frames of the lower panels had rotted out long ago, so the units were replaced in their entirety by fixed,



At the Conservatory of Flowers in San Francisco, the architects uncovered serious deterioration in the wood arches (above left). Storm damage was evident at the dome (above). The west (left) and east wings and cupolas were rebuilt. The lateral

load at the upper dome (opposite, top) was transferred onto a vierendeel truss, which is concealed in the clerestory. The restoration received the California Governor's Historic Preservation Award for 2004 and an AIA 2005 Institute Honor Award.

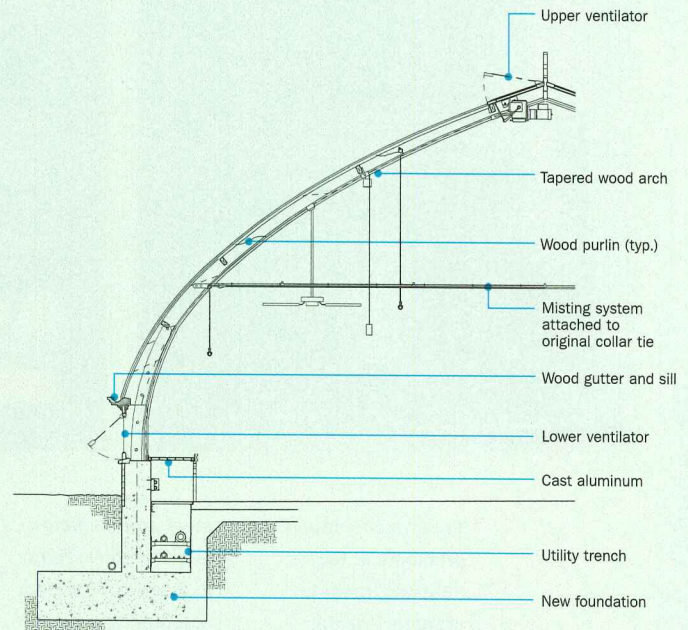

cast-concrete panels. In addition, the wood frames of the upper panels had warped and twisted so much over time that they too were inoperable. To avoid such problems in the future, ARG specified ventilation panels of moisture-resistant fiberglass to match the original wood profiles. The architects also added fiberglass-framed ventilation panels at the very top of the central dome, where none had been before. The lower sash of the clerestory is also operable, as before. Most of the structure's upper and lower vents open automatically when ongoing monitoring devices detect a need for increased airflow. Some ventilators, however, were left with the original manual operating hardware and not connected to the automatic system in order to retain some of the historic hardware and to provide some airflow in the event of a power failure.

ARG was able to salvage most of the decorative woodwork, but the structural wood elements, for the most part, had deteriorated beyond repair. ARG considered pressure-treated young-growth redwood, as recommended by a wood research consultant for its durability. During a testing phase of the project, however, this approach proved less than optimal because the treatment process caused some splitting and warping of

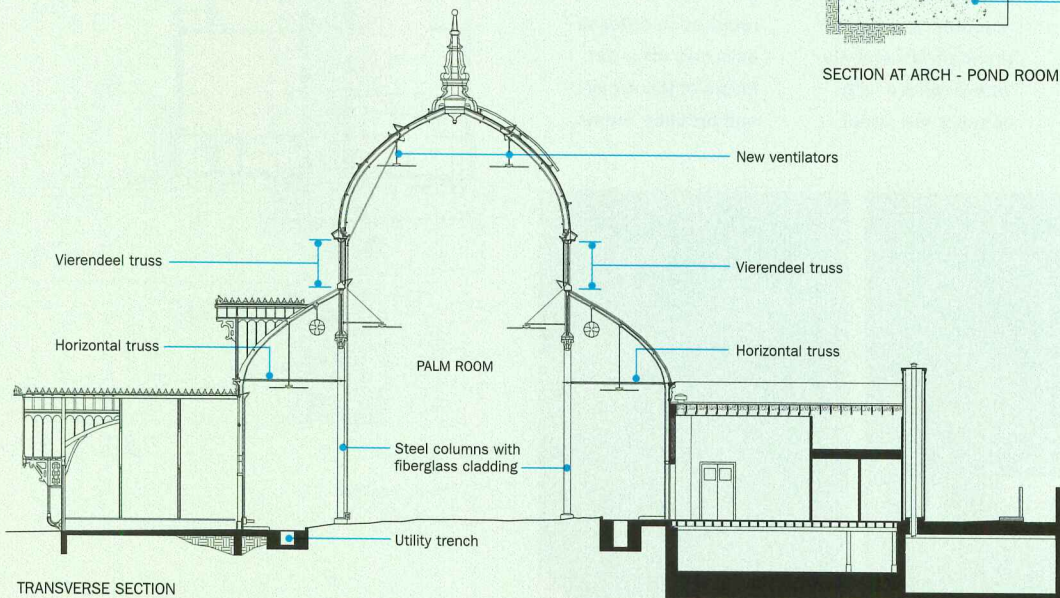
the long, narrow lumber required for the arches and would have triggered objectionable delays in the construction schedule. Fortunately, the city identified another option that was acceptable from both preservation and sustainable-design perspectives: buckskin redwood logs. These logs had been cut years ago but left behind because they either were too small or fell into ravines. The surface of such logs, which have long lost their bark, turns a buckskin color—hence the name.

The Peabody Institute

Founded in 1857 in Baltimore, the Peabody Institute of Johns Hopkins University established a premier cultural resource—the country's first conservatory of music, the city's first publicly accessible library, an art collection, and a scientific society—within the now historic Mount Vernon district. The monumental, Italianate building—with a double-height performance hall on the first level and a double-height gallery on the second—was designed by architect Edmund Lind in 1857 and built in 1861. A second building, also designed by Lind to attach seamlessly to the first via a shared central entry and marble-clad front facade, was erected in



SECTION AT ARCH - POND ROOM



TRANSVERSE SECTION

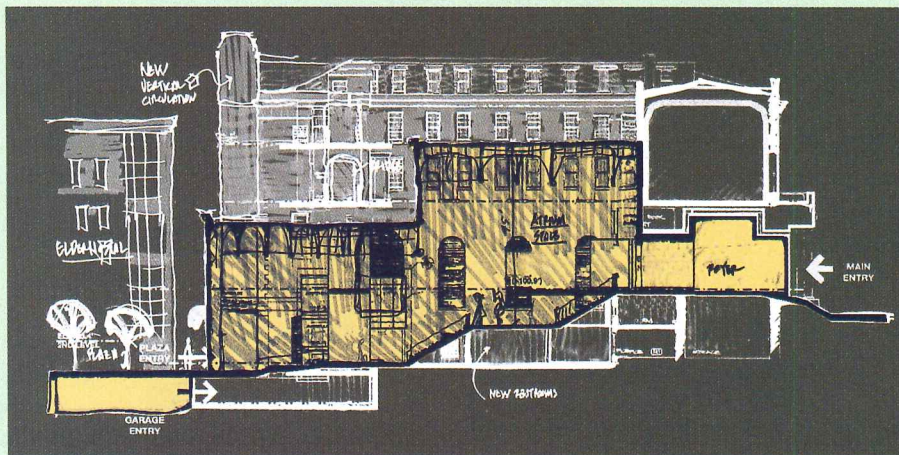
1875 to provide a separate lecture hall for the society at the lower level and more fitting spaces for the library at the upper levels.

As the private institution flourished, its facilities expanded across the city block. In the 1960s, architect Edward Durell Stone envisioned a blockwide campus for the growing institution that would focus on an internal outdoor plaza. Stone also designed a dormitory with an underground garage, which was built around this time. Unfortunately, by the end of the 20th century, the complex had become a fortress to enter and a virtual maze to navigate.

The renovation by Quinn Evans Architects of Washington, D.C., completed last year, put an end to all that. The design firm opened up the campus to the outside and improved internal circulation, all the while creating much-needed programming space in a cherished historic building on a tight urban site. Needless to say, all of these moves required careful attention to structure and systems. Robert Silman Associates of New York served as structural engineer and Vanderweil Engineers of Alexandria, Virginia, oversaw the modernization of mechanical, electrical, and plumbing systems.

To begin to solve the campus's most vexing circulation problems, the architects inserted a new, 5,000-square-foot arcade into the outdoor light well between the two Lind buildings. The glass-covered arcade now serves as a formal lobby for the performance spaces. "For the first time, concertgoers can buy tickets, check coats, access restrooms, and spend intermission in an environment that enhances their experience," says design architect Michael Quinn, FAIA.

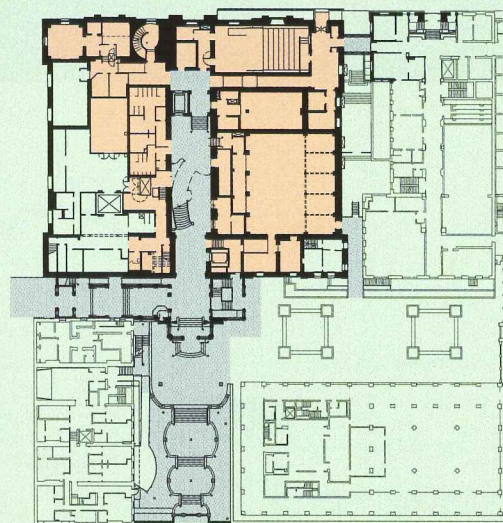
Through a combination of grand stairs and public elevators, the new circulation space navigates a 21-foot drop in elevation between the historic street entrance at Mount Vernon Place and the new door to the campus's interior plaza. A new one-story addition between the original conservatory building and the renovated row of 19th-century structures provides an accessible route, plus gallery space, from Washington Place to the arcade's plaza entrance. Improved vertical circulation at the south end of the arcade offers a more direct and appropriate passageway for patrons parking below grade. This same route also provides access to new practice spaces that were inserted underneath the plaza, adjacent to the garage.



To solve circulation problems at the Peabody Institute of Johns Hopkins University, the architects inserted a new, 5,000-square-foot

steel arcade (below left and above right) in a series of 12-foot modules. A series of grand stairs and elevators (above left) connect the street

entrance to the interior plaza. Underpinning (below right) was required in order to excavate for lower levels of the arcade and practice rooms.



Inserting the arcade's relatively light structure into the original buildings' massive brick walls was relatively easy, but nonetheless required some technical maneuvering. A new steel ledger beam had to be hung from the conservatory wall to transfer loads to more appropriate points. The arcade's new steel trusses are fixed into beam pockets created in the library's brick wall and rest on slip joints on the new ledger beam of the conservatory wall, to accommodate thermal expansion and contraction.

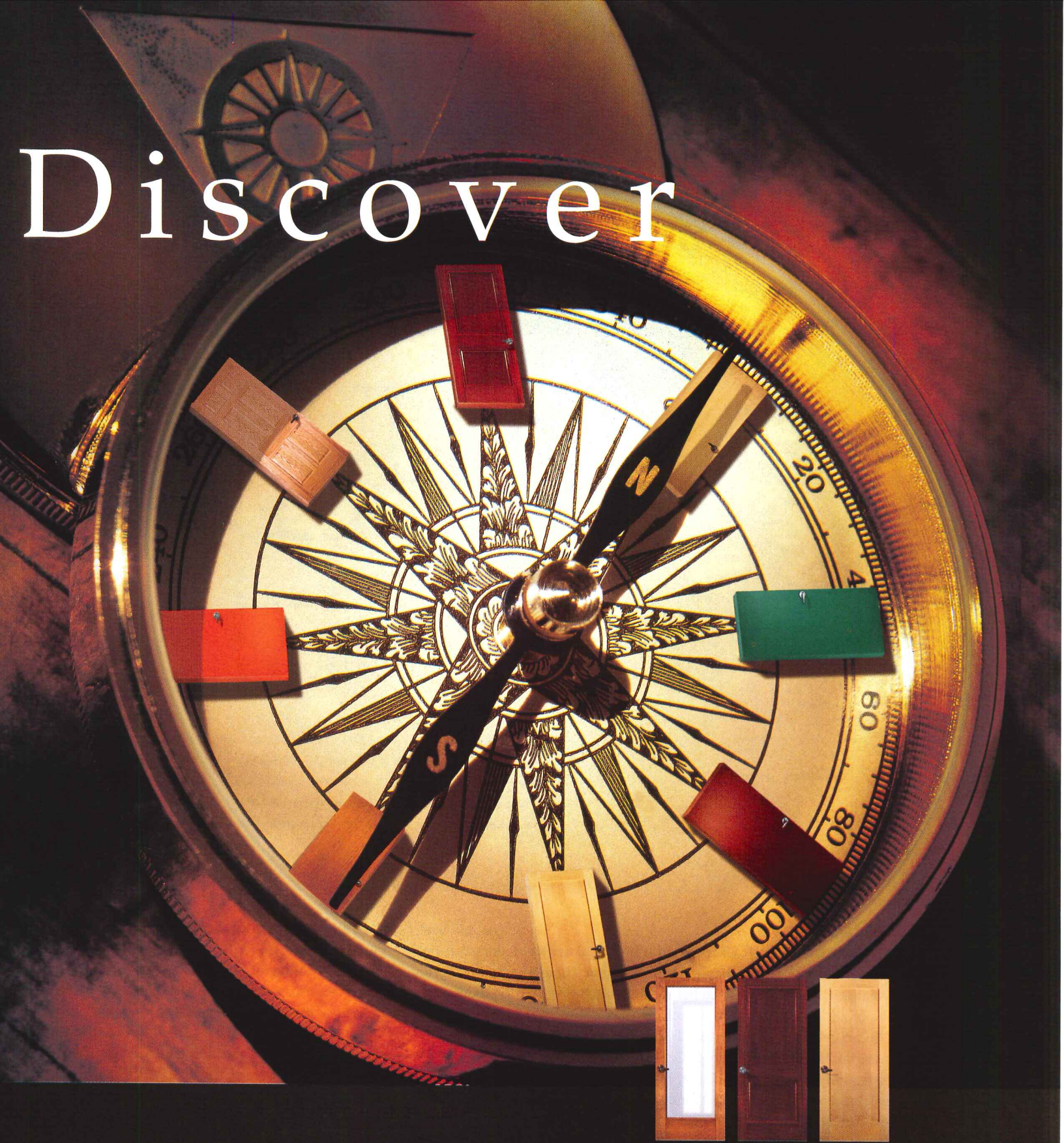
The excavation for the lower levels of the arcade and the underground practice rooms, however, was more daring since it involved significant underpinning of the original load-bearing brick walls. Says project manager Carl Elefante, AIA, "By the time you hit the foundation, the walls are 4 feet thick." The structural engineer designed the underpinning and reviewed every submittal very carefully to ensure that the contractor was proceeding according to a very methodical process, building one pier at a time. And extremely sensitive monitoring devices were placed at the underpinning locations to keep close tabs on how much the historic structure was settling due to the work.

More than anything else, the conservatory desperately wanted a

well-designed rehearsal room for its orchestra. At the same time, given the tight site and historic nature of the building, this was the most difficult problem to solve. Peabody, in consultation with Acoustic Dimensions of New Rochelle, New York, was determined to convert East Hall—the original lecture room in the Library Building—into such a space before Quinn Evans was retained. It was up to the architects to make this a reality.

The hall was designed with tiered platform seating and a speaker's dais. When Quinn Evans arrived, the space was being used as a makeshift music classroom and library storage space. Ten brick arches spanned visible brick pillars, which clearly presented sight-line challenges for the intended function. On closer inspection, however, the architects discovered a single, slender cast-iron column hidden within the storage area. Archival research and limited destructive testing revealed that the other pillars were indeed brick casings around the same cast-iron element. It was a "yahoo" moment for the architects, recalls Elefante, who were relieved to know the removal of these bulky outer shells would be in keeping with their preservation goals.

Discover

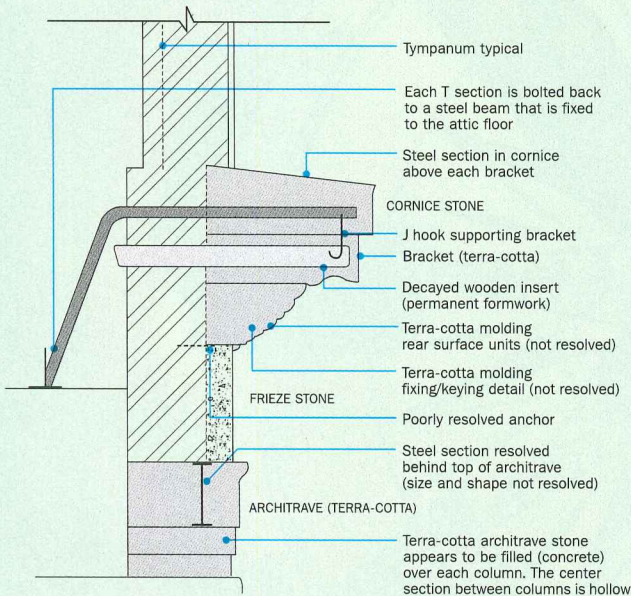


Pioneer. Explore new directions for your project with legendary wood veneers or exotic laminates. Blaze a trail with our growing product line, including our new stile and rail doors. And navigate your way to beauty by specifying our UV-cured factory finish system. VT Architectural Wood Doors. They're a move in the right direction.

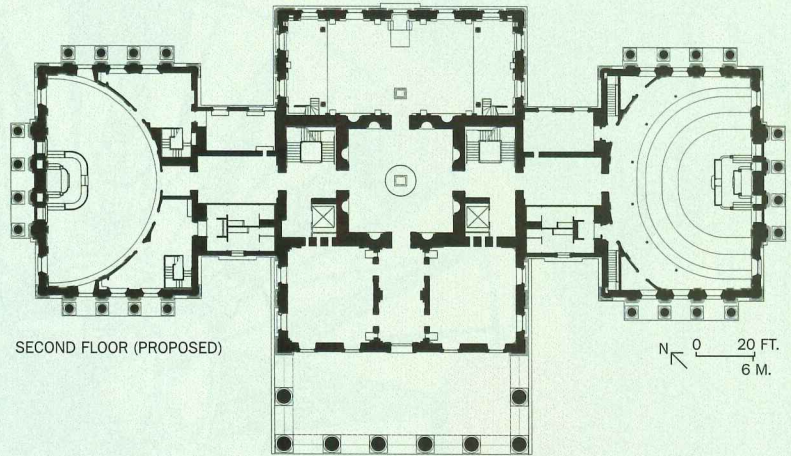
Call our new Architectural Hotline at 1-800-827-1615 ext. 345 or visit www.vtindustries.com/doors.

CIRCLE 52 ON READER SERVICE CARD OR GO TO ARCHRECORD.CONSTRUCTION.COM/PRODUCTS/

VT Architectural
Wood Doors
INDUSTRIES



SECTION THROUGH BRICKWORK PIER
THICKNESS 2 FEET 2 INCHES



The Virginia State Capitol (above left) has undergone many additions since the wings were added around

1906. The section at the left represents a summary of findings based on a review of historic drawings and

photographs, a close-up visual survey of the attic space, as well as impulse radar and metal detection.

The Virginia State Capitol

Working on the Virginia State Capitol in Richmond is no trivial matter. Designed to reflect the values of democracy by founding father Thomas Jefferson, the original edifice was constructed between 1785 and 1798. It was the first public building in America to reflect the Classical Revival style and quickly became the model for many civic buildings that have since appeared across the United States. George C. Skarmees, AIA, director of historic preservation at Hillier Architecture, approaches the current restoration and expansion effort—scheduled for completion by the end of 2006—with great deference and care: “We have momentary custody of this building. By maintaining the highest standards of treatment, we can assure the history of the capitol for generations to come.”

Jefferson’s approximately 29,000-square-foot structure was erected on Shockoe Hill, in the center of what came to be called Capitol Square. Its famed South Portico—with Classical pediment spanning six Ionic columns above a cascading set of steps—overlooked the James River. At first glance one would assume that the entrance to this dignified building was through the grand portico, but in fact the major entries were set in the middle of the

east and west facades. These entrances led through central corridors to a domed, two-story rotunda that has, since 1796, been dominated by a life-size marble statue of George Washington by French artist Jean-Antoine Houdon. The assembly rooms for the House of Delegates and the Senate originally flanked this central zone on the north and south, respectively.

By the 1970s, the state legislature was again outgrowing its quarters. A design at that time proposed a terraced addition of offices and parking at the historic south lawn. Sarcastically dubbed “the hanging gardens of Babylon,” the concept was met with vociferous public outcry. The state government retreated, making do for many more years by claiming space, in piecemeal fashion, from existing nearby buildings. By the 1990s, however, they were bursting at the seams. Still smarting from the 1970s experience, the client envisioned an addition most likely to the north or west that would connect below grade with the current complex. This new structure was to serve as the new public entrance, among other functions.

So the client was dubious, to say the least, when Skarmees proposed an underground addition to the south. But the preservation architect had good reasons for entering from this direction: The public would view



You've designed your own
exposed connectors for years.
It's break time.



You've always had to custom-design connectors for exposed residential and commercial wood framing, then have them fabricated and finished. Now you can simply specify them. The new **Architectural Products Group** from Simpson Strong-Tie® offers a wide range of prefinished connectors that combine load-rated structural integrity with decorative architectural detailing. To see the full line visit our Web site, or call 866.860.9011 to learn more.



www.ExposedConnectors.com/Details7

CIRCLE 53 ON READER SERVICE CARD OR GO
TO ARCHRECORD.CONSTRUCTION.COM/PRODUCTS/

the building—"the temple on the hill"—as Jefferson had originally intended. The north facade—the only original exterior that had not been significantly altered in more than two centuries, would remain undisturbed; existing door and window penetrations hidden under the South Portico stairs could provide access to Jefferson's building without undertaking expensive excavation and underpinning beneath the treasured edifice; and the southern location meant the public entrance could be positioned far away from the historic building and the workings of the state government.

The new, fully accessible, 27,000-square-foot extension will include a reception area, gift shop, exhibition space, café, restrooms, press room, and additional work spaces for legislature and staff. Parking is relegated to nearby garages, both existing and proposed. And because the Virginia Capitol is part of a larger campus of state buildings, the architect had the good fortune to be able to put the central plant—with chilled and hot-water generation for both the restored building and its new addition—at a remote location.

Through archival research of drawings, photographs, and other documents, plus methods of nondestructive testing—including impulse radar, thermography, metal detection, and dynamic impedence—the project team developed as full a picture as possible of the age and condition of the existing fabric. From this evaluation, they could narrow down the areas that would require more invasive methods to complete the assessment of existing conditions, repair necessary damage, and make necessary upgrades for current needs.

Contrary to the once-prevalent belief, the team discovered that much more than the bricks dated back to the Jeffersonian period. Paint

analysis of the interior millwork, for example, revealed that much of the trim is original. Much to their regret, however, the architects found no single room in the Jeffersonian structure that had not undergone significant changes. If they had found even one, they may have felt justified in restoring that particular space to Jeffersonian colors and details. Instead, explains Skarmeas, the team agreed that the date of restoration should be 1906, as that was when the wings were added and the complex reached full maturity.

Documentation indicated that the two 1906 passageways on either side of Jefferson's temple had been heavily modified since their initial construction. Because of that—and the fact that they have always served ancillary functions—they were the most likely candidates for the greatest interventions. The architects efficiently stacked new bathrooms here, which subsequently freed up space in the entry zones of Jefferson's building. New elevators will be inserted on the south side of these zones so that the current elevators on the north can be removed to fully expose the 1906 staircases. Skarmeas and his team leave no details to chance. Walking around the building, he points to 5-foot-diameter drums filled with concrete that brace exterior scaffolding so that this temporary framing need not be attached to the historic facade. He explains that he didn't need to tell the construction manager in advance to take this important precaution—one of the many anecdotes that Skarmeas shares to exemplify the importance and satisfaction of working with team members who are already sensitized to the unique needs of such a priceless preservation project. ■

An expanded version of this article can be found at www.architecturalrecord.com.



AIA/ARCHITECTURAL RECORD CONTINUING EDUCATION

INSTRUCTIONS

- ◆ Read the article "Giving Old Buildings a Reason to Live" using the learning objectives provided.
- ◆ Complete the questions below, then fill in your answers (page 232).
- ◆ Fill out and submit the AIA/CES education reporting form (page 232) or download the form at www.architecturalrecord.com to receive one AIA learning unit.

QUESTIONS

1. The Conservatory of Flowers was restored in phases for what reason?
 - a. to use funding as it became available
 - b. to limit construction unsightliness in the park
 - c. to ensure adequate accommodations for its flora specimens
 - d. to maintain the stability of the structure
2. How were the arches in the domes of the conservatory reinforced?
 - a. with new wood
 - b. with new rebar
 - c. with concealed stainless-steel plates
 - d. with concrete panels
3. In the conservatory, the ventilation panels were replaced with what?
 - a. stainless steel
 - b. fiberglass
 - c. cast concrete
 - d. new wood
4. In the conservatory, some manually operated ventilators were left for what reason?
 - a. to retain some of the historic hardware
 - b. to provide some airflow in the event of a power failure
 - c. proper airflow could not be automatically controlled
 - d. both a and b
5. The conservatory's structural wood elements were replaced with what?
 - a. buckskin redwood
 - b. pressure-treated young redwood
 - c. redwood bark
 - d. resin-impregnated redwood
6. The Peabody Institute's circulation problem was resolved by which?
 - a. an internal outdoor plaza
 - b. an underground garage
 - c. a glass-covered arcade between two buildings
 - d. a shared central entry
7. The Peabody's most difficult problem was resolved after what discovery?
 - a. brick casings enclosed a cast-iron column
 - b. tiered platform seating could be installed
 - c. the acoustics were good in the original lecture room
 - d. brick could be matched to add pillars in the rehearsal room
8. Monitoring devices were used during which phase?
 - a. hanging the new steel ledger beam
 - b. inserting the arcade
 - c. underpinning of the original load-bearing walls
 - d. removal of the brick pillar outer shells
9. The Virginia State Capitol south addition was possible for all the reasons except which?
 - a. the expansion would be underground
 - b. the north face would remain unaltered
 - c. the public entrance would be away from the government offices
 - d. an expansion to the south had been proposed previously
10. Why was the color scheme restoration not Jeffersonian?
 - a. the millwork trim was not original
 - b. the bricks were not original
 - c. no room was found in the Jeffersonian structure without significant changes
 - d. the grand 1906 staircase took precedence

HER PARENTS CHOSE
THE INSULATION CERTIFIED SAFE FOR INDOOR AIR QUALITY.
SO THEY'RE SLEEPING SOUNDLY, TOO.

The GREENGUARD INDOOR AIR QUALITY CERTIFIED mark is a certification mark used under license through the GREENGUARD Environmental Institute. Energy Star is a registered trademark of the U.S. EPA. SCS logo is ©2005 Scientific Certification Systems. THE PINK PANTHER™ & ©1964-2005 Metro-Goldwyn-Mayer Studios Inc. All Rights Reserved. The color PINK is a registered trademark of Owens Corning. ©2005 Owens Corning.

It's not surprising that people concerned about the quality of the air in their homes choose Owens Corning PINK Fiberglas® Insulation. PINK Fiberglas Insulation is certified safe for indoor air quality by the GREENGUARD Environmental Institute®. But it's also the choice of people concerned about the quality of our planet's air, because PINK Fiberglas Insulation reduces energy consumption. And that reduces the production of harmful greenhouse gases. PINK Fiberglas Insulation even contains the most recycled glass of any insulation. Oh, and it saves money on energy costs. No wonder people feel more comfortable choosing Owens Corning PINK Fiberglas Insulation. For more information, call **1-800-GET-PINK** or visit www.owenscorning.com.



INNOVATIONS FOR LIVING™

ACOUSTICS

INSULATION



MANUFACTURED STONE VENEER

ROOFING

SIDING



CIRCLE 54 ON READER SERVICE CARD OR GO
TO ARCHRECORD.CONSTRUCTION.COM/PRODUCTS/



Rebuilding ancient history, one

A MULTINATIONAL TEAM OF CONSERVATION EXPERTS HAVE CREATED A SYSTEM FOR DOCUMENTING ENDANGERED SITES IN WAR-TORN IRAQ. THEY'VE GOT THEIR WORK CUT OUT FOR THEM.

By Deborah Snoonian, P.E.

Countries embroiled in war constantly face the odious task of assessing loss. Those killed during conflict are obviously the most hideous and incalculable costs of war, but damaged infrastructure, buildings, and monuments also take a significant toll on a nation's resources and sense of identity. Images of destruction persist long in memory—who can forget the crumbling stone shell of Kaiser Wilhelm Memorial Church in Berlin, bombed by Allied forces during World War II? Or the twisted skeletal remains of the World Trade Center towers in Lower Manhattan in 2001?

After Baghdad fell to American-led forces in spring 2003, newspapers were filled with photos of bombed-out civic buildings and the looted interiors of Saddam Hussein's palaces—symbols of an old regime dying on the vine. But the challenge of protecting Iraq's buildings and infrastructure is far greater than any of these photos suggest. The country's 168,750 square miles (about the size of California) are peppered with ancient religious buildings as well as the remains of some of the oldest cities and societies in the world. Its museums hold priceless artifacts from these areas. But ever since the Gulf War of 1991, and more significantly the diplomatic sanctions against Iraq that began a year earlier, the country has lacked the personnel, funding, and international assistance needed to protect and maintain these sites adequately. The World Monuments Fund (WMF) estimates there are some 10,000 culturally significant sites and monuments in Iraq; several have appeared on WMF's annual 100 Most Endangered list in the past few years.


WMF took action to reverse the course of events last year. In collaboration with the Getty Conservation Institute (GCI) of Los Angeles and the Iraqi State Board of Antiquities and Heritage (SBAH), WMF has

created a system for documenting and assessing culturally significant sites in Iraq—one that relies on geographic information systems (GIS) technology and a powerful database. In time, SBAH will use the system to manage preservation and conservation projects throughout the country.

Losses mount and looters rule during years of isolation

Structures damaged by bombs and gunfire during the Gulf and Iraq wars are only part of the problem. During 13 years of Western sanctions, which ended in 2003, bands of looters armed with automatic rifles and appetites for trafficking in the black market plundered buildings, archaeological sites, and museums for their wares. The stolen treasures were smuggled across Iraq's borders and sold for cash or weapons, officials say.

The Iraq National Museum in Baghdad was particularly hard-hit in April 2003, after the city was taken over by allied forces. Fires at national libraries in Baghdad and Mosul also damaged their holdings and made them more vulnerable to looters. Western museum officials estimate that 10,000 to 15,000 artifacts are missing from these institutions. Much less is known about what's been taken from archaeological sites, but satellite photographs taken during 2003 and 2004, as well as initial inspections by scholars, showed excavations and damage that hadn't existed previously. John Malcom Russell, who teaches art history at the Massachusetts College of Art and served as an adviser to the Coalition Provisional Authority in Iraq, estimates that 400,000 to 600,000 cultural artifacts have been removed from their sites. "In terms of their contribution to the cultural history of civilization, the value of preserving these sites and recovering artifacts from them is almost incalculable," says Tim Whalen, director of GCI.



megabyte at a time

Training sessions for the Iraqi documentation project took place initially in Amman, Jordan, in January 2005. Just a few of the country's numerous ancient sites are pictured above.

1. **Nineveh, 6000 B.C.:** An American-sponsored excavation took place in this imperial capital until the Gulf War broke out in 1991. The palace of biblical king Sennacherib was looted after the war.

2. **Nimrud (Calah), 5,500 B.C.:** In 1989, archaeologists discovered gold-filled tombs of Assyrian queens in this ancient city.

3. **Hatra, 150 B.C.:** Many sculptures in this city's well-preserved temple were damaged or looted during the Gulf War.


4. **Samarra, A.D. 9th century:** The Great Mosque is a well-known icon of this early Islamic capital.

5. **Uruk (Warka), 4,500 B.C.:** Some of the first examples of writing were found in Uruk, one of the first large cities established in Mesopotamia.





Personnel from Iraq's SBAH review testing methodologies for site assessment at Ain Ghazal, an archaeological site outside Amman, Jordan (left). Gaetano Palumbo of WMF examines site maps with SBAH trainees (below left). A GIS total station is used to collect location information at the Amman Citadel (below).



Assessing site conditions in the cradle of civilization

The WMF/GCI project consists of three main activities. First, a system was conceived to collect and record each site's key parameters (e.g., location, age, dimensions, condition). At the same time, they developed a database for entering and managing site information electronically. Underpinning these efforts is a comprehensive training program for SBAH, during which staff will learn to use the tools for collecting and managing the site data, as well as how to assess site conditions. Equipment for the training sessions and documentation was paid for by grants to

THE IRAQIS WILL USE A WIDE RANGE OF TECHNOLOGIES TO DOCUMENT THE LOCATION AND CONDITION OF CULTURALLY SIGNIFICANT SITES.

WMF and GCI from various organizations, and the courses were sponsored by the United Nations Educational, Scientific and Cultural Organization (UNESCO). A company called ESRI donated some \$50,000 worth of their GIS software for the database.

The documentation system and training program were developed by Dr. Gaetano Palumbo, WMF's director of archaeological conservation for the Middle East, Africa, and Central Asia. He based them on a similar program he implemented for the neighboring country of Jordan in the 1990s. The first official training sessions for the initiative took place in Jordan's capital, Amman, in November and December 2004, as conditions are not yet safe enough in Iraq to assess sites in-country.

In Iraq, SBAH personnel will collect site data using a combination of digital devices and manual methods. During training sessions, Palumbo and his team demonstrated how to use a GIS total station—a digital surveying instrument that combines an electronic transit, a distance-measuring device, and a data recorder. Field crew for SBAH will set up the total station at each site to collect locations and measurements of buildings, monuments, excavations, or other features under study. A separate laser distance meter will be used to obtain a higher degree of precision where needed (e.g., when measuring a room's dimensions or a monument's surface features). These devices eliminate many of the manual calculations of field surveying and measurement, and by linking the data collected with known geographic landmarks, the features of each site can be pinpointed in real space. Once dimensions are measured, field teams would then make other observations and assessments about each site, such as noting the number and condition of site artifacts, building elements, and the like. Such information will be entered in simple field log books or on portable computers, if available.

Ultimately, the information will be entered into a GIS database designed by Stephen Savage, a professor of archaeology at Arizona State University in Tempe. He had worked with Palumbo previously to upgrade a similar system for Jordan, known as the Jordan Archaeological Database Information System (JADIS).

The WMF/GCI initiative puts SBAH on the leading edge of technological developments in preservation and conservation in the Middle East. "Astonishing accuracy hasn't been the tradition in archaeology," says Whalen. "Only in the last 5 or 10 years have these technologies gotten powerful enough and easy enough to use to make them feasible for

Many of your finer record chains can still
boast an amazing collection of vinyl.

(On the floor, anyway.)



The rich warmth of natural wood has long been the standard flooring for upscale retail sales areas. Now you can have the richness without the accompanying worry and care with TOLI's Lightwood.

This "Best of Both Worlds" flooring combines the old world elegance of wood with the space-age durability of solid vinyl to give you a natural-looking, virtually indestructible surfacing material. Lightwood stands up to the rigors of constantly shifting displays, high volume floor traffic and daily cleaning year after year, with never a need for refinishing.



Prepare to be floored.SM



©2004 TOLI INTERNATIONAL, Div. of CBC (America) Corp. • 55 Mall Drive, Commack, NY 11725 • (800) 446-5476 • Fax (631) 864-8151 • www.toli.com • TOLI is an ISO9001 Company

CIRCLE 55 ON READER SERVICE CARD OR GO TO ARCHRECORD.CONSTRUCTION.COM/PRODUCTS/

T O L I
L I G H T W O O D
S E R I E S

T O L I

these sites.” Savage notes that U.S. states such as Wyoming, New Mexico, and Arizona are creating similar systems to document historic sites, and Whalen says the U.K. and Europe have implemented such systems for a few years. Compared to their Western counterparts, though, JADIS and SBAH’s databases are designed to run on smaller, less-powerful computers, with fewer specialists needed to maintain them, to make them more feasible to implement in countries with fewer staff and modest budgets.

If there’s a trade-off to the efficiencies of high-tech tools, it is that they make adequate training all the more important. “The last thing we want to do is come in with fancy equipment and leave behind a system that the Iraqis can’t maintain,” says Michelle Berenfeld, WMF’s program manager for the initiative. Whalen says GCI will stay involved until training proves sufficient to create a long-term program, a process he estimates will take three to five years.

Both organizations stress that the effort isn’t one of simple patronage. “Many of the trainers are of Iraqi descent and have been working elsewhere in preservation and conservation for years,” says Berenfeld.

THE DATABASE WILL BE USED TO ENSURE THAT FUTURE REBUILDING EFFORTS WILL NOT JEOPARDIZE HISTORICALLY SIGNIFICANT AREAS.

“They’ve just been isolated for a long time, and they need the participation of the international community to get their program off the ground.”

Using data across borders to plan for the future

SBAH officials plan to hold two more training sessions this year, ideally in Iraq. Their timing and location will depend on the political situation and safety concerns. The southern provinces of Iraq, especially those between the Tigris and Euphrates Rivers, are particularly dense with ancient sites and may be a focus for early efforts. The first task facing SBAH will be simply recording what sites exist and where they are. This sounds rudimentary, but the knowledge base in Iraq is full of holes because the agency’s resources were so scarce for so long.

SBAH also intends to use the database for projects beyond simply managing the sites themselves. The agency has a representative in the office in charge of reconstruction in Iraq, and “with the database information, they will be able to advise developers, contractors, and government agencies on which areas should be preserved, and which



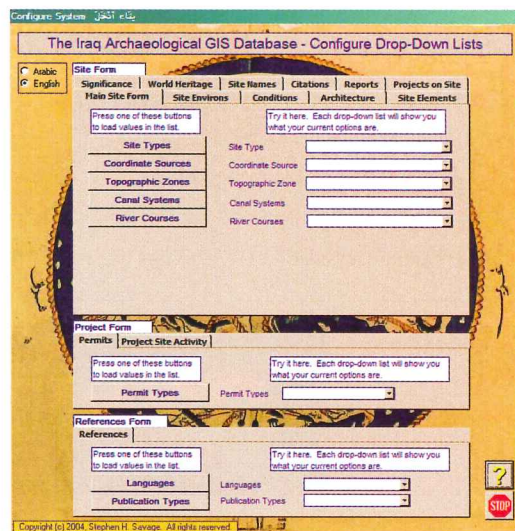

Although many buildings were destroyed during the Iraq War (above, a civic structure in Ramadi), looters are responsible for the most significant losses.

areas are okay to build on,” says Berenfeld. Such guidance has been difficult to provide in the absence of a centralized information system.

Both the SBAH initiative and JADIS mark a shift in how cultural resources are researched, prioritized, and preserved in the Middle East. In the past, individual sites were excavated or explored by Western universities or research organizations; now there is an emphasis on management of cultural sites by their parent countries. “Technology facilitates this trend by providing tools that help departments of antiquities become proactive in the infrastructure planning process,” says Savage, the database developer. “These systems also allow sites and historic properties to be monitored for adverse conditions that might affect them over time, so that preventive and restorative steps can be implemented.”

Improvements made in SBAH’s database will be incorporated into JADIS, but in the long term, the two efforts may be merged into larger regional initiatives. Savage hopes to create a comprehensive information system that would allow research and preservation activities to take place across national borders in the Middle East. “Those borders are artificial anyway—they’re just lines that were drawn once the Ottoman Empire was broken up,” he says.


For now, though, preservationists just hope to contain the damage. Dr. Elizabeth C. Stone, an archaeologist and professor at SUNY Stony Brook, has worked in Iraq for more than a decade. “These projects may not be necessary to ensure the future of civilization,” she told *The New York Times* in an interview in October 2003, “but it wouldn’t be a great thing for the future of civilization to lose the cradle of civilization.” ■



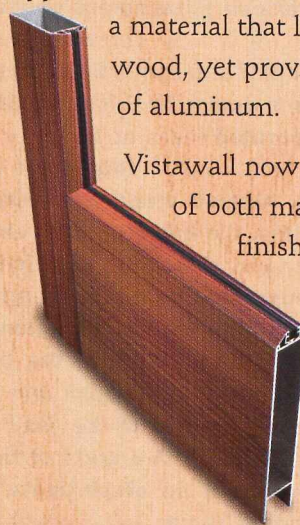
Iraq’s new information system was based on a similar database created for the neighboring country of Jordan. The system will eventually be bilingual, with information available in both Arabic and English. Users can call up information about each site based on its location, age, condition, and other parameters.

LOOK CLOSELY. IT'S NOT WOOD.

Introducing Natura™. Aluminum inspired by nature.



Natura™ finish is aluminum that provides everything you love about beautiful wood. Our process creates a natural wood-grain appearance that is baked into the finish for a material that looks as good as wood, yet provides all the benefits of aluminum.



Vistawall now offers you the best of both materials in ten wood finishes.

Go with the grain.


VISTAWALL[®]
ARCHITECTURAL PRODUCTS

800-869-4567

natura@vistawall.com

CIRCLE 56 ON READER SERVICE CARD OR GO
TO ARCHRECORD.CONSTRUCTION.COM/PRODUCTS/

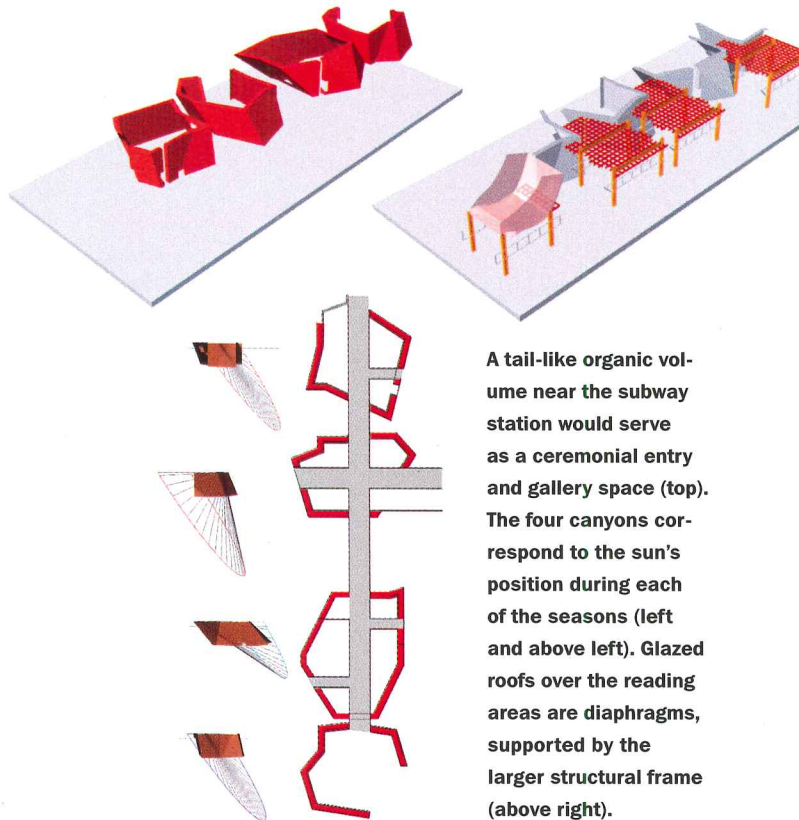
Zoom In




José Vasconcelos Library of Mexico

By Deborah Snoonian, P.E.

In support of president Vicente Fox's ambitious national literacy program, the Mexican government sponsored a **design competition in 2003 for a new library in Mexico City** that would serve as the literal and symbolic headquarters for the endeavor. The proposed design by Eric Owen Moss, which was the runner-up, incorporated **features like prefabricated components and daylit "sun courts"** that place it a cut above many of the entries. Aligned along a proposed new street extending the city's grid, the building Moss envisioned would have had **a hybrid structural system**, in which the stacks for book storage were supported by a column grid and wrapped three reading rooms supported on wide-flange columns. A series of four sun courts carved from the building's mass were shaped and oriented so that each one receives maximum sunlight during one season of the year; **their walls act both in shear and in bearing**. The grids of the glazed roofs over the reading areas act as diaphragms, carrying their weight to the surrounding frame. **Soil excavated from the site would have been used to create an outdoor amphitheater** for live performances and film screenings. Comprising a transit hub, galleries, exhibition space, and teaching facilities, the library would not have been just a place to read, but a community for readers. ■



A tail-like organic volume near the subway station would serve as a ceremonial entry and gallery space (top). The four canyons correspond to the sun's position during each of the seasons (left and above left). Glazed roofs over the reading areas are diaphragms, supported by the larger structural frame (above right).



For seismic protection, each of the three main blocks of the proposed library was to rest separately on a mat foundation so they could move independently of one another.

At one of the most prestigious golf resorts in the world,
choosing Sunbrella® was just par for the course.



Sunbrella® and GLEN RAVEN are registered trademarks of Glen Raven, Inc. Carolina Hotel, Pinehurst Resort, Village of Pinehurst, NC.



You don't build one of the most renowned hotels, at one of the most renowned golf resorts, without using the finest materials around. That's exactly why you'll find Sunbrella awning fabric at the Pinehurst Resort. Our solution-dyed acrylic fabric locks in the color, keeping it vibrant under all elements. Sunbrella fabric is woven, so it breathes and doesn't lock in the heat, keeping you cool in its shade. And since Sunbrella awning fabrics come in more than 125 styles and colors, you can bet we even have some exceptional greens. To find out more, contact your local awning dealer or Glen Raven Custom Fabrics, LLC, Glen Raven, NC 27217. Or visit our web site at www.sunbrella.com. Insist on Sunbrella, there is no substitute.



Awnings & Canopies • Patio & Deck Furniture • Boat Tops & Covers

CIRCLE 57 ON READER SERVICE CARD OR GO
TO ARCHRECORD.CONSTRUCTION.COM/PRODUCTS/

BYTES

In January, at the [World Conference of Disasters Reduction](#) in Kobe, Japan, the United Nations gave \$8 million to researchers to establish an [early-warning network for natural disasters](#). The system is intended to [prevent massive deaths](#) due to natural disasters, like those that occurred in the wake of the December 2004 tsunami in the Indian Ocean.

According to the Department of Energy, the [installation of wind-harvesting systems in the U.S. tripled between 1998 and 2003](#), with a capacity now beyond 6,000 MW.

In Japan, researchers at the University of Tsukuba and the Advanced Telecommunications Research Institute are developing a [system for negotiating virtual spaces physically](#). Stepping onto a wheeled platform made of special tiles, a user can walk in any direction but remain in the middle of the room. Sensors on the floor let the system predict where the user would go next, while the tiles communicate with a computer that [matches the user's movements with a virtual scene](#) on a head-mounted display. The system could be used in [virtual evacuation drills](#) for fires, earthquakes, and other disasters.

Researchers from the [Georgia Institute of Technology](#) have fabricated a [new plastic-based solar cell](#) that's significantly [less costly](#) than silicon and has the potential to be [as efficient as most cells on today's market](#). The method could be applicable for residential solar cells within five years, say the researchers.

MIT has teamed up with [Loughborough University](#) in the U.K. to create a test bed for developing and analyzing new types of [control technologies for HVAC systems](#), aimed at making buildings more comfortable.

Questions about materials strain the fabric of USGBC's big tent

As it gains influence and diversifies its portfolio of LEED rating systems, the U.S. Green Building Council is experiencing growing pains. The group riled many of its members recently with preliminary policy decisions on vinyl and sustainable wood. Critics contend the moves will weaken LEED, while defenders cite a need for further study and a willingness to engage the marketplace.

In December, the USGBC released for public comment a draft report from its PVC Task Group that advises against adding a LEED credit for avoiding the use of PVC-based materials. Many green-building advocates argue that PVC-based materials should be avoided because their production, use, and especially disposal release dioxins—persistent organic chemicals classified as known and suspected carcinogens—and other toxins. Dioxin is released when chlorinated materials like plastics and treated wood are burned. PVC-based materials can also leach toxic additives, according to some studies.


Industry representatives claim that while PVC production in North America has increased, dioxin levels have dropped as a result of improved production and disposal techniques. PVC production grew at a compound annual rate of 4.3 percent between 1992 and 2002, hitting 15.25 billion pounds in 2002, according to the Vinyl Institute, a trade group based in Arlington, Virginia. About 70 percent of PVC is used in construction, the institute claims. The EPA estimates that emissions of dioxinlike compounds in the U.S. dropped 77 percent between 1987 and 1995.

It's difficult to pin down how much dioxin PVCs account for, partly due to the complex interaction of materials and conditions when PVC is burned, according to EPA officials. Dioxin releases from

municipal and medical-waste incinerators have fallen since the EPA began regulating emissions from those sources in the late 1990s, say agency officials, who add that PVC manufacturing is not a major source. Small-scale trash burning, mostly in rural areas, is the largest

iron, linoleum, and cork. Nigel Howard, vice president of LEED and international programs at USGBC, noted that with their relatively low release of particulates, PVC-based materials compared favorably in terms of occupational health.

The panel relied on both life-



The USGBC is weighing credits for PVC and sustainable wood for future LEED projects. Above, EHDD's Audubon Center in Los Angeles was the first to receive a LEED platinum rating.

single source, they say; other sources include structural fires.

Manufacturers argue that vinyl is more sustainable than other materials. "Vinyl is maintenance-free, more durable, and lighter to transport," says Tim Burns, president of the Vinyl Institute. "Many vinyl products are more energy-efficient than their counterparts."

The PVC Task Group was formed in 2002 after industry members objected to the inclusion of a credit for avoiding PVCs in a draft of the LEED specification for commercial interiors. The group reviewed existing studies to compare the environmental and health impacts of PVC-based materials against alternatives used in siding, pipes, flooring, and windows. These included aluminum, wood, fiber-cement, cast

cycle analysis (LCA) and risk assessment for gauging human health impacts. LCA, a cradle-to-grave assessment of a material's environmental impact and cost, is a complex (and some critics say easily manipulated) methodology; nonetheless, the USGBC will rely on it increasingly, Howard said.

The council's position undercuts the market for alternative materials, according to some green-building advocates. "USGBC is trying to create flexibility," says Rob Bennett, a senior program manager in Portland, Oregon's office of sustainable development. "We're very much in the business of incremental change, but from our perspective, this doesn't help." Still, some manufacturers see avoiding potentially harmful substances as good business, says

Tech Briefs

Mark Rylander, AIA, an associate partner with William McDonough + Partners and 2004 chair of AIA's Committee on the Environment (which is staying out of the fray).

Many designers are expected to remain cautious about PVC. "Their view is, 'we're not going to spec it anyway,'" says one consultant, who asked not to be named. The consultant noted that overseas groups like the Green Building

Council of Australia do credit efforts to minimize PVC use.

Some critics say USGBC's report rejects the precautionary principle, which essentially requires proof of safety rather than definitive proof of harm. "We're trying to take a precautionary approach to promoting change," Howard said. "But the task group didn't find any clear pattern in the results."

A wide range of environmental,

industry, and health groups have weighed in on the draft. The public-comment period was slated to end February 15, after which the task group is due to issue a final report to the LEED Steering Committee, the final arbiter on policy changes.

USGBC has also proposed recognizing a wider range of sustainable forestry programs in the LEED rating system. LEED currently awards a "renewable materials" point for wood certified by the Forestry Stewardship Council, a nongovernmental organization. Proposed changes for LEED for new

construction include the addition of a point for using wood and other natural materials from programs like the industry-led Sustainable Forestry Initiative, the Canadian Standards Association, and the Sustainable Agriculture Initiative.

As of press time, the USGBC hadn't signed off on the vinyl or wood decisions. Meanwhile, the stakes are rising, as more cities adopt LEED as a standard for public buildings, and some like Boston and Portland are expected to require certification for private-sector projects as well. *Ted Smalley Bowen*

Facade restoration for a New York City landmark is nearly complete

This spring, a long-term preservation project for one of Manhattan's most ornately decorated buildings will be drawing to a close. The disintegrating terra-cotta facade of Shepard Hall, the immense neo-Collegiate Gothic structure at the City College of New York, is being replaced by glass-fiber-reinforced concrete (GFRC). The effort is one of the largest terra-cotta replacement projects ever undertaken.

Designed by architect George Post and completed in 1907, Shepard Hall was on the verge of structural failure in 1986 when Stein White Nelligan Architects was hired to repair its terra-cotta elements, which comprised about 15 to 20 percent of the facade. The material began to crack and crumble in the 1930s, allowing water to seep through, says Carl Stein, a firm principal. Much of the terra-cotta was load bearing, with some pieces extending several feet into stone walls. As a result, its failure further undermined the building's integrity. "It was either do something or demolish the whole building, because it was going to fall down in 10 or 15 years," he says.

Back in 1986, the most durable

GFRC available was a low-cost material with a limited grayish palette used chiefly in industrial structures. Stein began exploring it as an option for Shepard Hall, knowing that using terra-cotta or typical substitutes such as cast



At Shepard Hall (above), masonry is replacing terra-cotta elements that were load bearing (top right). Before-and-after photos (middle and bottom right) show the new GFRC panels in action.

stone or architectural precast concrete for the building's facade would have been cost prohibitive. He worked with manufacturer Cem-Fill to improve GFRC's resistance to acid rain and UV light (which had been problems in the past) and make the material more flexible for pigmentation. Stein says the improved GFRC is one of the most durable, convenient materials to use in historic reconstruction.

About 72,000 pieces of terra-


cotta, including more than 3,000 exterior sculptural ornaments, are being replaced with 0.5-inch-thick GFRC panels. They will serve as a decorative skin and rain screen for Shepard's facade. Supporting the panels is an adjustable skeleton of galvanized-steel brackets. This substructure will make future repairs and restorations easier, Stein says, and also eliminates compressive loads in the outer skin, since the joints can absorb movement between the GFRC panels. New interior structural masonry will replace the terra-cotta elements that were load bearing.

Some preservationists and engineers have expressed doubts about the long-term durability of GFRC. But Stein says the panels being used will actually last longer than other materials.

Using GFRC allowed Stein to recreate ornamental features in detail, which would have been expensive and complicated had other materials been used. The large dog sculptures at Shepard Hall, for example, weigh only about 500 pounds in GFRC, compared to 3,000 to 4,000 pounds had they been made of cast stone. And the firm was even able to replicate irregularities in the original terra-cotta panels. "We had to avoid making things too perfect," Stein says. "We didn't want Shepard to look like a fake Gothic Revival building." *Alex Ulam*



Work without boundaries. Create without boundaries.



**Dell recommends Microsoft®
Windows® XP Professional**

Adobe® Video Collection Standard
Software, documentation or packaging may vary from retail version.

Say goodbye to creative constraints. Dell™ and Adobe® have joined forces to help provide solutions for your creative needs. Dell Precision™ workstations feature the latest Intel® processors, loads of memory, and PCI Express™ x16 2-D and 3-D graphics cards, making them powerful enough to handle large graphics files quickly and deliver stunning visual effects. Best of all, Adobe has a range of Dell ISV-certified software options, including the new comprehensive Adobe® Video Collection 2.5 Standard. Simple solutions, so all you have to do is be creative.

Limited time offers.

DELL PRECISION™ 370 WORKSTATION

- Maximum Performance, Single Processor Workstation**
- Intel® Pentium® 4 Processor (3GHz, 1MB L2 Cache, 800MHz FSB)
 - Microsoft® Windows® XP Professional
 - 1GB Dual-Channel DDR2 SDRAM
 - 80GB* (7200 RPM) SATA Hard Drive
 - 128MB ATI FireGL™ V3100 PCI Express™ x16 Graphics Card
 - 48x CD Burner/DVD Combo Drive
 - 3-Yr Basic Service Plan (Ltd. Warranty,* On-Site Service,* Tech Support)

\$1599 Monitor Not Included
Lease as low as **\$43/mo.** (48 pmts*)
E-VALUE Code: 02552-S40315m

- Recommended Upgrade:**
- Dell™ UltraSharp™ 1905FP 19" Flat Panel Display, add \$599

DELL PRECISION™ M20 WORKSTATION

- Workstation Performance, Notebook Mobility**
- Featuring Intel® Centrino™ mobile technology with Intel® Pentium® M Processor 730 (1.60GHz, 2MB L2 Cache, 533MHz FSB); Intel® PRO/Wireless Card
 - Microsoft® Windows® XP Professional
 - 256MB DDR2 SDRAM
 - 80GB* (5400 RPM) Hard Drive
 - ATI Mobility™ FireGL™ V3100 64MB PCI Express™ OpenGL Graphics
 - 8x DVD-ROM Drive
 - 14.1" SXGA+ Active Matrix Display
 - 3-Yr Basic Service Plan (Ltd. Warranty,* On-Site Service,* Tech Support)

\$1999 Monitor Not Included
Lease as low as **\$53/mo.** (48 pmts*)
E-VALUE Code: 02552-S40319m

- Recommended Upgrades:**
- 512MB DDR2 SDRAM, add \$149
 - 3-Yr Standard Service Plan (Includes On-Site Service,* CompleteCare™ Service,* add \$169

Dell recommends Adobe® software with Dell Precision™ workstations.

Adobe® Video Collection 2.5 Standard

- Package includes Adobe Premiere® Pro 1.5, Adobe After Effects® 6.5 Standard, Adobe Audition™ 1.5, and Adobe Encore™ DVD 1.5.

Special Offer with Purchase of Select Dell Precision™ Workstations*
Only **\$599** Great Value!

Adobe® Photoshop® CS 8.0
Operate with powerful, next-generation digital imaging features that are the professional standard for graphic and web designers, photographers, and video professionals.
\$649 SKU A0176740

Adobe® After Effects® 6.5
Add stunning 2D and 3D compositing, animation, and visual effects as well as motion tracking and stabilization to production.
Standard Version
\$699 SKU A0369458

Adobe® Premiere® Pro 1.5
Revolutionizes non-linear video editing with real-time tools that provide precise management of virtually every aspect of video and audio editing.
\$729 SKU A0356041

Call or go online for latest promotional offers! Free 3-5 Day Shipping* with Purchase of Select Business Systems.

Get more out of creativity. Get more out of now.



CALL 1-888-798-7563 **CLICK** www.dell.com/SMB/DCCsolutions

Call: M-F 7a-8p Sat 8a-5p, CT
*Pricing/Availability: Pricing, specifications, availability, and terms of offer may change without notice. Taxes, fees and shipping and handling charges, except for free shipping offer, extra, vary and are not subject to discount. May be combined with other select offers or discounts. U.S. Dell Small Business new purchases only. LIMIT 5 DISCOUNTED OR PROMOTIONAL ITEMS PER CUSTOMER. In case of customers leasing under these promotions, please note that items leased will be subject to applicable end-of-lease options or requirements. Dell cannot be responsible for pricing or other errors, and reserves the right to cancel orders arising from such errors. **Special Offer:** Offer excludes n series. **Warranty:** For a copy of our Guarantees or Limited Warranties, write Dell USA L.P., Attn: Warranties, One Dell Way, Round Rock, Texas 78682. For more information, visit <http://www.dell.com/warranty>. **On-Site Service:** Service may be provided by third-party. Technician will be dispatched, if necessary, following phone-based troubleshooting. Subject to parts availability, geographical restrictions and terms of service contract. Service timing dependent upon time of day call placed to Dell. **Leasing:** Monthly payment based on 48-month Fair Market Value ("FMV") QuickLease and does not include taxes, fees and shipping charges. Your monthly payment may vary, depending on your creditworthiness. QuickLease arranged by Dell Financial Services L.P. ("DFS"), an independent entity, to qualified Small Business customers. Minimum transaction size of \$500 required. At the end of the FMV QuickLease, you can: purchase the equipment for the then FMV, renew the lease or return the equipment to DFS. Please contact your DFS representative for further details. All terms subject to credit approval and availability, and are subject to change without notice. **CompleteCare Service:** CompleteCare service excludes theft, loss, and damage due to fire or intentional damage. CompleteCare not available in all states. Customer may be required to return unit to Dell. For complete details, visit www.dell.com/servicecontracts. **Hard Drive:** For hard drives, GB means 1 billion bytes; actual capacity varies with preloaded material and operating environment and will be less. **Free 3-5 Day Shipping:** To qualify for free shipping, minimum purchase thresholds may apply. Call or go online for details. Free shipping is lowest cost (3-5 day ground) shipping. Continental (except Alaska). Offer excludes online Software and Peripheral orders under \$50, all S&P orders placed by phone, and S&P orders placed in systems configurator pages. **Trademark/Copyright Notices:** Dell, the stylized E logo, E-Value, UltraSharp, CompleteCare and Dell Precision are trademarks of Dell Inc. Intel, Intel Centrino, Intel Xeon and Pentium are trademarks or registered trademarks of Intel Corporation or its subsidiaries in the United States and other countries. Microsoft and Windows are trademarks or registered trademarks of Microsoft Corporation in the United States and/or other countries. Adobe, the Adobe Logo and Acrobat are either registered trademarks or trademarks of Adobe Systems Incorporated in the United States and/or other countries. ©2005 Dell Inc. All rights reserved.

Roof Products, Inc. for Unique Roof Accessories.




EQUIPMENT ACCESS CURB

Allows full access through the roof for easy removal or change-out of interior equipment. Ideal for water treatment plants, supermarkets and other facilities where cumbersome equipment is housed. After roofed in, the special structural curb is installed with reinforced, removable covers with attached lifting lugs.



INTERIOR SKYLIGHT SAFETY SCREEN




OSHA approved! Interior Safety Screen mounting, instead of exterior mounting, eliminates additional jobsite labor because the screen is built into the RPI structural curb. Saves cost, provides clean exterior look, and offers maximum security against entry. Curb can be manufactured to any bar joist spacing, which eliminates reinforcing. RPI can also supply the skylights, or just the screens to be mounted inside existing curbs.



... and, of course, your source for

**Structural Curbs
for proper support**



ROOF PRODUCTS, INC.

Chattanooga, TN • Phoenix, AZ

CALL TOLL FREE 1-800-262-6669

www.rpicurbs.com e-mail: rpicurbs@comcast.net

CIRCLE 58 ON READER SERVICE CARD OR GO
TO ARCHRECORD.CONSTRUCTION.COM/PRODUCTS/

New hardware, software upgrades

By James Murdock and Deborah Snoonian, P.E.

Mini-Mits XD60U

Mitsubishi Digital Electronics
America
www.mitsubishi-presentations.com
Windows and Mac

Although it's smaller than a three-ring binder and weighs less than a half-gallon of milk, Mitsubishi's Mini-Mits XD60U packs powerful projection capability for on-the-road presentations and slide shows. The compact projector accepts analog, digital, and HDTV signals from laptops, desktops, and TV sets. Its bright, long-life lamp and high native resolution allow users to see crisp, sharp images and details. A password-protected security lock prevents unauthorized use at public presentation venues. At 3.3 pounds, the projector is the smallest, lightest model offered by the company.

Terraserver

Terraserver.com
www.terraserver.com
Windows and Mac

Gain a bird's-eye view with this online imaging service. TerraServer.com has relaunched its Web site with an expanded array of aerial photographs and an improved user interface. The new content, which includes different image sizes and formats, is a result of the company's expanded alliances with photography providers. The revamped site also offers more efficient purchasing options.

For more information on technology for architects, including reviews, vendor lists, and links, go to Architectural Technology at www.architecturalrecord.com.

ArchiCAD Residential

Graphisoft
www.graphisoft.com
Windows and Mac

This new application is geared to the U.S. homebuilder market and based on ArchiCAD's existing modeling technology. The company has designed the software so that model floor plans for homes, which are common in residential construction, can be easily adapted, annotated, and saved for individual client needs. Key features include an option manager so that users can create and present variations on a single floor plan with just one click of the mouse, and a wall framing tool that simplifies the design of frames and construction schedules. A notes area lets architects and homeowners keep track of comments and changes during reviews.

Realtime

Arup Research & Development
www.arup.com
Windows only

Conceived by Arup Research & Development, this software allows users to model and explore 3D environments. It can adapt existing CAD data and 3D models, as well as create new models from 2D drawings, hand sketches, photographs, and a range of other source materials. Based on gaming technology, the software has been used to evaluate everything from appearance to issues such as ergonomics, access, and construction.



This tiny projector by Mitsubishi packs big presentation power.

Graphisoft has created a specially tailored software program for the residential construction market.



Aerial images covering more regions, such as Boston's Fenway Park (above), are now available at Terraserver.com.



Realtime visualization software is based on gaming technology.

Tech Products


Shade 7, a modeling and rendering program, was once only available in Japan.



Shade 7
Curious Labs
www.curiouslabs.com
Windows and Mac

Curious Labs has released an updated version of its Shade design and animation suite for U.S. and Canadian markets. The software was once only available in Japan, where the company claims it is used by more than 70 percent of

architecture firms. The software uses Bezier modeling to create complex curves and shapes. Features such as photon mapping, path tracing, ray tracing, and radiosity render detailed lighting, reflection, and soft shadows for architectural projects. Users can import 2D design information from the popular Adobe Photoshop and Illustrator programs to enrich their projects.




This popular directory is also available by subscription online at www.buildinggreen.com.

GreenSpec, 5th Edition
BuildingGreen, Inc.
www.buildinggreen.com
Available online

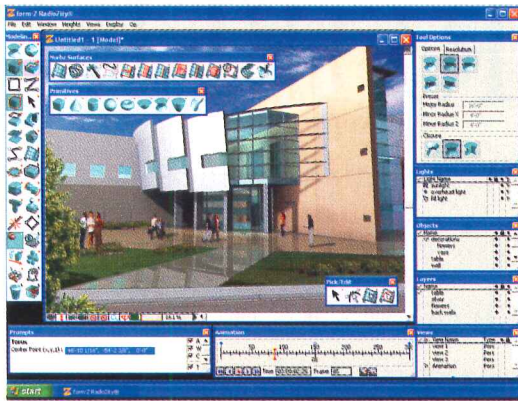
More than 1,850 building products are listed in the latest update of BuildingGreen's directory. The criteria for inclusion in this 464-page edition have been tightened in several areas, including improved performance standards for low-flush

toilets based on new testing protocols developed jointly by the U.S. and Canada. In some categories, thresholds for volatile organic compound (VOC) levels have been significantly lowered, as well. A sample guideline specification included in the directory contains language in CSI's MasterFormat structure to assist architects and specifiers who are developing green project specifications.

The Hambro House A Room With A View (43-feet spans, that is...)



The latest version of form-Z lets developers program scripts easily.



form-Z 5.0
auto-des-sys
www.formz.com
 Windows and Mac

The latest upgrade of this 3D design software includes improvements to the programming so that its script language allows users to create their own extensions and customizations for designs—from either within the software or in a

separate program. Other changes include the addition of an “information management” module that allows note-taking on the attributes of 3D objects created within a building model; the ability to create custom attributes for building elements; improved font selections; and the addition of four new primitive surfaces (paraboloids and hyperboloids) that can be used as jumping-off points for new designs.



Leica's DISTO lite5 is smaller and lighter than the company's other laser meters, but boasts many of the same features.

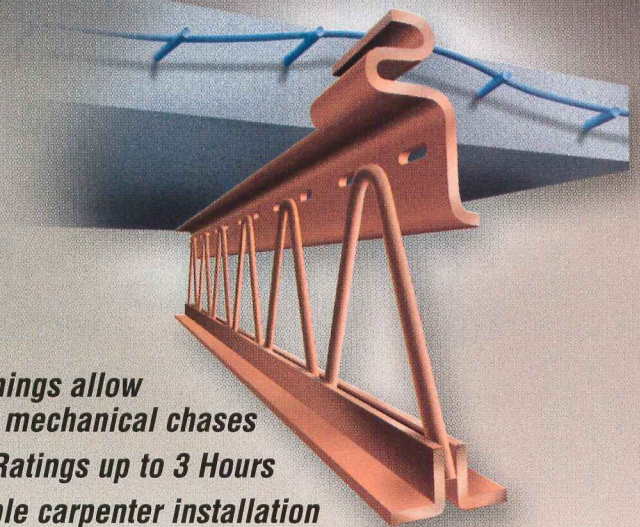


New plug-in tools automatically create shapes like bolts, frames, and gears.

DISTO lite5
 Leica GeoSystems
www.leica-geosystems.com
 Windows only

This laser-guided distance gauge boasts many of the same features as Leica's other surveying tools in a

more compact and inexpensive unit. It can measure lengths of up to 650 feet, with an accuracy of 0.1 inch. Up to 10,000 measurements can be taken on a single set of batteries. Bluetooth technology allows the unit to communicate with wireless handheld devices or PCs. The DISTO lite5 comes with an illuminated LCD screen, built-in leveling bubble, and a hand loop and holster for easier transport. ■



- *Web openings allow generous mechanical chases*
- *U/L Fire Ratings up to 3 Hours*
- *Fast simple carpenter installation*

HAMBRO[®]
 Proven Concrete Floor System

450 East Hillsboro Blvd
 Deerfield Beach, FL 33441
 Tel: 800-546-9008 – Fax: 800-592-4943
www.hambro.ws

CIRCLE 59 ON READER SERVICE CARD OR GO TO ARCHRECORD.CONSTRUCTION.COM/PRODUCTS/

(LEFT); LEICA GEOSYSTEMS (RIGHT); TWO

INCONTROVERTIBLE



No professionals want to have to make apologies or excuses for what they've specified. Not now. Not later.

That's why architects routinely specify HySecurity operators in more highly sensitive, high security, premium sites than any other brands on the market. The record shows HySecurity gate operators keep running trouble free for years after the others have been replaced.

To make sure our gate operators continually meet the most demanding architectural standards, HySecurity supports your recommendations with the most skilled network of manufacturer, distributor and dealer technicians of any

competing manufacturer, bar none. Our proof of performance is in the field right now. It's a tangible, incontrovertible guarantee that you're making the right choice when you specify HySecurity.



 **HySecurity**


Simple. Reliable. Secure.

1-800-321-9947

www.hy-security.com

PREMIUM SLIDE, SWING, VERTICAL OR BARRIER ARM GATE OPERATORS.

Unveiling The New MasterFormat™ 2004 Edition



Expanded and Reorganized, the New MasterFormat Provides Architects and Owners with Tools that Save Time and Money

Released last November, MasterFormat™ 2004 Edition is the most significant revision in the 40-year history of the publication. For the first time it addresses all elements in the project life cycle; offers a comprehensive means for operating and managing facilities;

CONTINUING EDUCATION

Use the learning objectives below to focus your study as you read *Unveiling the New MasterFormat™ 2004 Edition*. To earn one AIA/CES Learning Unit, including one hour of health safety welfare credit, answer the questions on page 184, then follow the reporting instructions on page 233 or go to the Continuing Education section on archrecord.construction.com and follow the reporting instructions.

LEARNING OBJECTIVES

After reading this article, you should be able to:

- Knowledge and awareness of the form and contents of *MasterFormat™ 2004 Edition* and how they differ from the previous edition of *MasterFormat*.
- Awareness of the benefits gained by stakeholders who use *MasterFormat* throughout the project life cycle
- Awareness of the tools and resources available to learn about *MasterFormat™ 2004 Edition* and to help make the transition to the new edition

provides a powerful tool to reduce the many billions of dollars lost from poor data communication; and, is built to accommodate technologies of the future. Already, leading public and private organizations are committed to making the transition to the new edition, while others are

being persuaded—some albeit reluctantly, like the architect who remarked, “I hate MasterFormat, but I’m using it now because my largest financial client requires it.” Clearly, MasterFormat 2004 is here to stay.

So, what is MasterFormat? MasterFormat is a master list of numbers and titles classified by work results or construction practices, primarily used to organize project manuals, organize detailed cost information, and relate drawing notations to specifications. It is the most widely used standard for organizing specifications and other written information for commercial and institutional building projects in the U.S. and Canada. Users follow a master list of divisions, and section numbers and titles within each division, to organize information about a facility’s construction requirements and associated activities into a standard sequence. The 2004 edition of MasterFormat is produced jointly by the Construction Specifications Institute (CSI) and Construction Specifications Canada (CSC) and replaces the 1995 edition and all previous editions. Over the past forty years, its system of organizing construction information into Procurement and Contracting Requirements, and technical Divisions of activities and work practices has been applied in every information resource used in design and construction in North America.

As the Dewey Decimal system for project information, it organizes information around ‘work results,’ rather than products. A work result is based on traditional construction practices and reflects a component or sub-system of a project that is generally designed, built, and maintained as a segment of the work. For example, there is no heading titled simply ‘sheet metal,’ which is a type of product. Instead, sheet metal is found in specifications

Two Elevators, One Shaft. You do the math.

Yes, it's for real. The world's first elevator system capable of operating two cabs independently, and safely, in a single shaft. Think of it. An elevator that actually saves space as it increases capacity. Introducing TWIN from ThyssenKrupp Elevator.

For more information, call the
ThyssenKrupp Elevator Marketing
Department at (901) 365-5100.

©2005 ThyssenKrupp Elevator Corporation
CIRCLE 61 ON READER SERVICE CARD OR GO
TO ARCHRECORD.CONSTRUCTION.COM/PRODUCTS/



ThyssenKrupp



The Construction
Specifications
Institute

CSI MasterFormat™ 2004™

www.csinet.org

New MasterFormat™ 2004 Division Numbers & Titles

PROCUREMENT AND CONTRACTING REQUIREMENTS GROUP

DIV. 00 – Procurement and Contracting Requirements

SPECIFICATIONS GROUP GENERAL REQUIREMENTS SUBGROUP

DIV. 01 – General Requirements

FACILITY CONSTRUCTION SUBGROUP

DIV. 02 – Existing Conditions

DIV. 03 – Concrete

DIV. 04 – Masonry

DIV. 05 – Metals

DIV. 06 – Wood, Plastics, and Composites

DIV. 07 – Thermal and Moisture Protection

DIV. 08 – Openings

■ **ELLISON BRONZE** – 08 42 00

DIV. 09 – Finishes

■ **NATIONAL GYPSUM** – 09 20 00

DIV. 10 – Specialties

DIV. 11 – Equipment

DIV. 12 – Furnishings

DIV. 13 – Special Construction

DIV. 14 – Conveying Equipment

■ **THYSSENKRUPP ELEVATOR** – 14 20 00

DIV. 15 – Reserved for future expansion

DIV. 16 – Reserved for future expansion

DIV. 17 – Reserved for future expansion

DIV. 18 – Reserved for future expansion

DIV. 19 – Reserved for future expansion

Div. 8 Openings – 08 42 00

■ **ELLISON BRONZE**

Ellison, the original balanced door since 1932, manufactures custom doors in aluminum, bronze, stainless steel and wood. We now offer a concealed power-operated configuration. Visit www.ellison-bronze.com



Div. 9 Finishes – 09 20 00

■ **NATIONAL GYPSUM**


National Gypsum's Hi-Impact® BRAND XP® Wallboard. Hi-Impact XP Wallboard is the only wallboard that combines surface toughness and mold resistance with impact and moisture resistance. The enhanced impact/penetration qualities make it an ideal choice for hospitals, schools, correctional facilities and other areas requiring exceptional durability and longevity. Visit www.nationalgypsum.com



Div. 14 Conveying Equipment – 14 20 00

■ **THYSSENKRUPP ELEVATOR**

Only ThyssenKrupp Elevator's TWIN is designed to operate two cabs within a single shaft, allowing you to increase capacity as you save space. Visit www.thyssenkruppelevator.com



FACILITY SERVICES SUBGROUP

- DIV. 20 – Reserved for future expansion
- DIV. 21 – Fire Suppression
- DIV. 22 – Plumbing
- DIV. 23 – Heating Ventilating and Air Conditioning
- DIV. 24 – Reserved for future expansion
- DIV. 25 – Integrated Automation
- DIV. 26 – Electrical
- DIV. 27 – Communications
- DIV. 28 – Electronic Safety and Security
- DIV. 29 – Reserved for future expansion

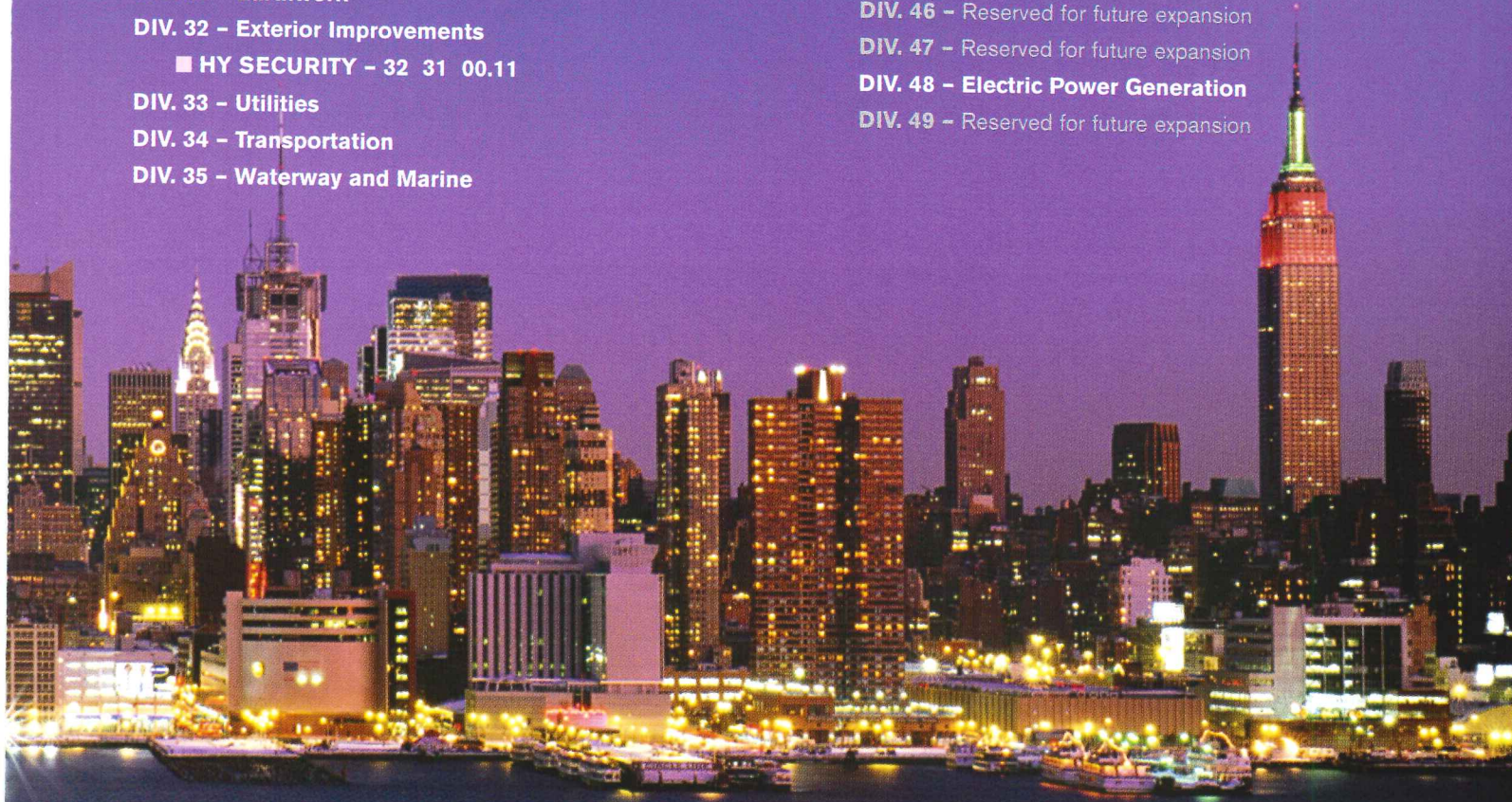
SITE AND INFRASTRUCTURE SUBGROUP

- DIV. 30 – Reserved for future expansion
- DIV. 31 – Earthwork
- DIV. 32 – Exterior Improvements
 - HY SECURITY – 32 31 00.11
- DIV. 33 – Utilities
- DIV. 34 – Transportation
- DIV. 35 – Waterway and Marine

- DIV. 36 – Reserved for future expansion
- DIV. 37 – Reserved for future expansion
- DIV. 38 – Reserved for future expansion
- DIV. 39 – Reserved for future expansion

PROCESS EQUIPMENT SUBGROUP

- DIV. 40 – Process Integration
- DIV. 41 – Material Processing and Handling Equipment
- DIV. 42 – Process Heating, Cooling, and Drying Equipment
- DIV. 43 – Process Gas and Liquid Handling, Purification and Storage Equipment
- DIV. 44 – Pollution Control Equipment
- DIV. 45 – Industry Specific Manufacturing Equipment
- DIV. 46 – Reserved for future expansion
- DIV. 47 – Reserved for future expansion
- DIV. 48 – Electric Power Generation
- DIV. 49 – Reserved for future expansion



Div. 32 Exterior Improvements – 32 31 00.11

■ HY SECURITY

Premium slide, swing, vertical and barrier arm operators for demanding government, industrial, commercial, military and high end residential applications. Most specified operators in the U.S. Visit www.hysecurity.com



Specification System Provider

BUILDING SYSTEMS DESIGN, INC.

With BSD SpecLink, the fastest growing master guide specification system, one mouse click switches your projects between the current 16-division format and the new MasterFormat 2004! Visit www.bsdssoftlink.com



The Construction Specifications Institute (CSI) is a membership association providing technical information, common organizational systems for construction information, such as MasterFormat 2004 Edition, certification and continuing education. www.csinet.org or 800-689-2900.

describing a work result, such as ‘flashing,’ which could include fasteners, sealants, and other materials as well as the fabrication or installation of sheet metal. Sheet metal could also be found in another section of the specifications where it might be used to create ducts in a work result called ‘air distribution.’ By employing a standard system of numbers and titles with which to order work results, MasterFormat is used for organizing project manuals for bidding and contract requirements, specifications, relating drawing notations to specifications, product information, detailed cost information, and building operations and maintenance functions.

Construction projects use many different kinds of delivery methods, products, and installation methods, but one thing is common to all—the need for effective teamwork by the many parties involved to ensure the correct and timely completion of work. Standardizing the presentation of such information, therefore, improves communication among all parties involved. This helps the project team deliver structures to owners according to their requirements, timelines, and budgets.

While MasterFormat addresses the practices of the many disciplines within the architecture and engineering professions, its divisions are not intended to establish design disciplines, despite the similarity between some MasterFormat division titles and traditional discipline nomenclature. Again, its organization is structured around a work result and is independent of whether a process engineer designs a facility’s HVAC, or architect designs site drainage.

Nor do MasterFormat divisions establish trade jurisdictions. Assignment of work into bid and contract packages is defined by the building owner or by the general contractor—not by the divisions and sections of the project manual. For example, all concrete work may be specified in Division 03, but responsibility for it may be assigned to several contractors or subcontractors depending upon whether it is for site work, building foundations, superstructure, or equipment pads.

It is important to reiterate that MasterFormat is not structured around product classifications. As in the sheet metal example above, products are organized by work result. Asphalt, for instance, is a material that can be used in roofing, waterproofing, pavement, to protect against dissimilar metal contact, and other work results. Galvanized pipe, too, is found in many sections because it is a material that can be used in utilities, handrails, plumbing, electrical conduit, and other types of work results.

Why was MasterFormat revised?

MasterFormat has been updated several times since it was first produced in 1963 in response to the constant evolution of construction methods and materials. But the 2004 edition is the most significant because it addresses the remarkable changes in information technology that have occurred in the last decade. While the 1995 edition served some facets of construction well, it did not fully meet the needs of the industry as products and technologies have proliferated and become more specialized and complicated. One instance of dramatic growth is the scope and complexity of computer and telecommunications networks and the integrated building automation systems used to operate and secure

buildings. Reorganizing and expanding MasterFormat provides a powerful tool to harmonize the information from all types of construction projects, and facilitate and efficiently organize construction communication well into the foreseeable future.

Telecommunications is but one example of the need for change. When the original 16 divisions were created there was one telephone company. It maintained connections needing a single telephone closet for the wiring. Phone lines were used mostly for talking. Today, building owners often provide space for much more complicated equipment, and tenants choose from a myriad of providers for the array of services ‘fat pipes’ bring into the building. These fast-advancing telecommunications networks, part of nearly every construction project today, carry voice as well as huge amounts of electronic data and video.

While building technologies have grown in number and complexity, new construction priorities also have developed. Security and life safety, especially post-September 11th, impact project design as never before. Green building and sustainability, rarely mentioned 40 years ago, are growing concerns.

The massive amount of information generated for modern building projects has overwhelmed the 16-division format’s capacity. For some time, specifiers have made do using logic and creativity to find a place for information not accommodated by the 16 divisions in project manuals. This task may not be difficult for experienced specifiers, but is daunting for the uninformed. Moreover, an arbitrary system of information does not meet the goal for MasterFormat which is to serve the many facets of the construction industry as a multipurpose categorization system. MasterFormat 2004 Edition, therefore, addresses these issues by simplifying the process of determining where specific subject matter is located.

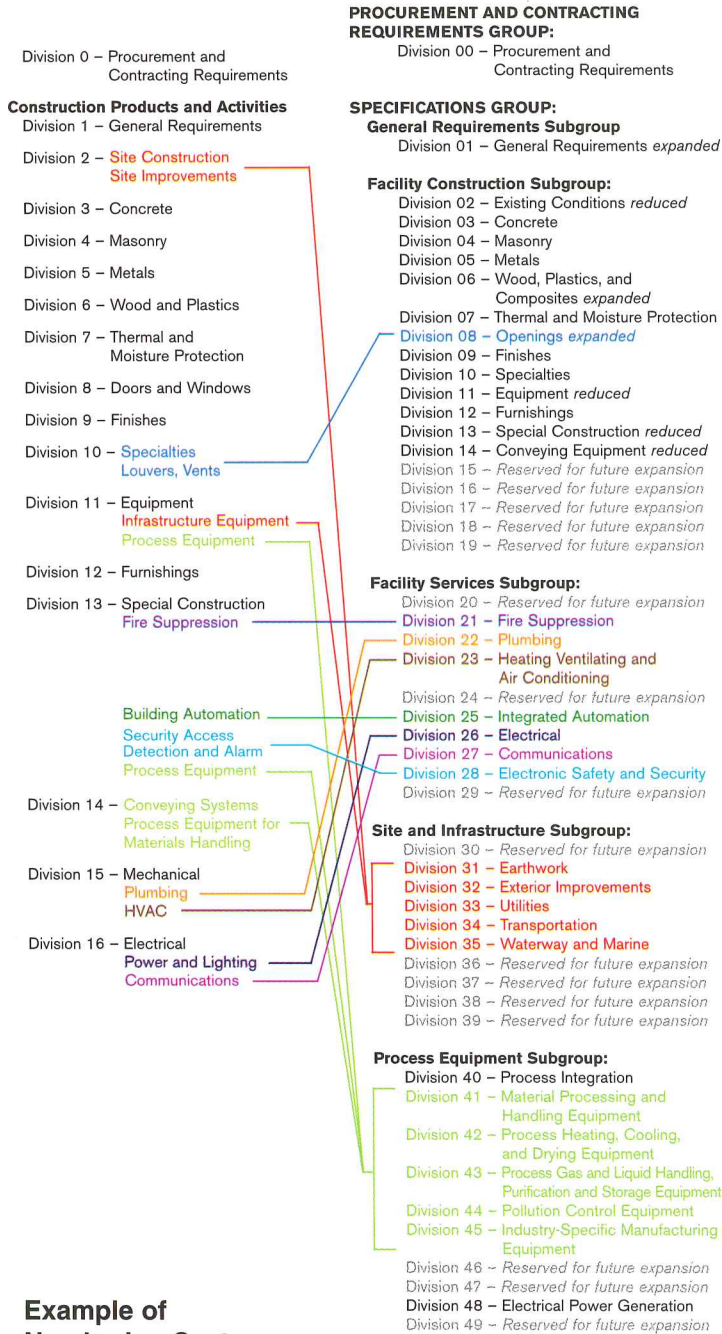
Why MasterFormat 1995 Needed Updating

- * A proliferation of various versions of "Division 17" that were being developed in building automation and controls, information technology systems, communications, railroad construction, subway construction, and heavy civil engineering. This indicated that MasterFormat 1995 was not meeting the needs of the industry.
- * MasterFormat 1995 was overcrowded in many Divisions
- * MasterFormat 1995 would not continue to be able to adequately address the needs of building engineering and facility services
- * MasterFormat 1995 did not adequately address facility management and operations activities for the whole life cycle of construction projects
- * MasterFormat 1995 did not adequately address the needs of construction other than building construction, such as civil engineering or construction for process engineering
- * MasterFormat 1995 did not adequately address electronic communications and controls
- * MasterFormat 1995 had inconsistencies in its structure and organization
- * MasterFormat 1995 had in some Divisions become more of a product listing system than a system for organizing project manuals, as was originally intended

Comparing 1995 to 2004

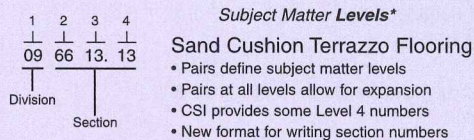
MasterFormat™ 1995

MasterFormat™ 2004



Example of Numbering System

MasterFormat 2004 Numbering System



* Scope of subject matter decreases from Level 1 to 4.

MasterFormat copyright is held in the US by The Construction Specifications Institute (CSI)

Users also have tacked non-standard divisions, such as Division 17, on to the 1995 edition's 16 divisions. Officially, there is no such thing as Division 17, but many different versions of it have been created in organizations across the country. They cover everything from telecommunications to railway track work to traffic signaling devices. The evolution of Division 17 reflects the inability of some users to properly determine subject matter locations, or to find a location that suited what they were attempting to specify.

Even with a Band-Aid like Division 17, critical project information could be misplaced or left out entirely, resulting in costly and time-consuming change orders, errors, and omissions. The inconsistent use of non-standard MasterFormat numbers for subjects not covered by the 16-division structure diminishes construction coordination, and users of construction documents pay for the inconsistencies in time spent searching for information, or the consequences of overlooking information that is improperly located. The old 16-division format, designed for buildings 40 years ago, also proved to be inadequate for horizontal construction work and the complex process engineering construction of today. Consequently, the 2004 Edition has expanded the existing 16-structure division and provided specification locations for categories not offered before, such as heavy civil engineering projects (roads, bridges, tunnels, utilities, etc.), and industrial construction (factories and power plants).

The New MasterFormat 2004 Numbering System

The five-digit numbering system used in MasterFormat 1995 and previous versions of MasterFormat, and how it compares with the six-digit numbering system in MasterFormat 2004, is described in the following example:

MasterFormat 1995: 07500 - Membrane Roofing: The first two digits ("07") indicate the Division, Level 1 of the organizational scheme. Each of the next three digits is taken individually and represents Levels 2, 3, and 4 respectively. Typically in MasterFormat 1995, the last digit, the Level 4 number, is left unassigned, represented by a zero, to provide more flexibility for individual users.

MasterFormat 2004: 07 50 00 - Membrane Roofing: The first two digits ("07") still indicate the Division, or Level 1. The next pair of numbers, in this case "50", represents Level 2, and the third pair, "00", represents Level 3. Since in this case Level 3 is unassigned, represented in MasterFormat 2004 numbers by a double zero ("00"), it means that this is a Level 2 number. And since a pair of digits represents each Level of classification, there is room to address more than ten times as many subjects at Levels 2 and 3 than there was in the 1995 edition, providing more flexibility and room for future expansion than the five-digit system was capable of supplying. In some cases a Level 4 pair of numbers has been added to give further uniform definition of the subject matter. Unlike previous versions of MasterFormat, where any work result has been defined in MasterFormat 2004, a specific number has also been assigned to facilitate improved consistent communication about more detailed subjects. The following illustrates example Level 2-4 titles and numbers for Membrane Roofing:

07 51 00	Built-Up Bituminous Roofing (Level 2)
07 51 13	Built-Up Asphalt Roofing (Level 3)
07 51 13.13	Cold-Applied Built-Up Asphalt Roofing (Level 4)



MasterFormat™ 2004? **NO PROBLEM!**

BSD SpecLink® is the ONLY spec product that makes the switch for you – with one mouse click!


CSI/CSC's new MasterFormat is now available, and the North American construction industry is rapidly adopting the new standard. Instead of the familiar 16 divisions, there are now 50, and the old 5-digit section numbers have become 6- and 8-digit numbers.

How will YOU handle the transition?

Master specifications based on word processing will have to make the change manually. BSD SpecLink is based on relational database technology that lets you flip any project back and forth between the old and new formats – automatically! One mouse click changes all section numbers and titles in your project – as well as all internal cross references.

Let us show you how our proven specifications solution will improve your productivity while eliminating the MasterFormat transition problem. BSD SpecLink even lets you import and convert your own favorite sections from word processing files.

You won't find a better specifications solution anywhere else!



Exclusive offering of
CSI-DBIA and BSD



Call us today to set an appointment for a live, on-line demo, or download a free demo from our website.

1-888-BSD-SOFT 1-888-273-7638

Or visit our website at www.bssoftlink.com

CIRCLE 62 ON READER SERVICE CARD OR GO
TO ARCHRECORD.CONSTRUCTION.COM/PRODUCTS/

The new divisions and additional sections make it easier for all involved in the design and construction process to locate information critical to understanding and executing their work.

Unprecedented industry input

The 2004 Edition is remarkable for the extraordinary effort that went into the new revision since the CSI/CSC MasterFormat Expansion Task Team chaired by Dennis Hall, FMCS, CSC, CAA, IAA, Managing Principal of Hall Architects, Charlotte, N.C., started work in 2001. In an unprecedented attempt at obtaining industry wide acceptance and participation in the development process, it drew members from many parts of the construction industry in North America and included architects, engineers, specifiers, contractors, and subcontractors, representing a wide variety of professional, contractor, trade, and manufacturing organizations. Due to the expanded scope of MasterFormat, special emphasis was placed on input for highway, telecommunications, and process engineering work.

The team's initial task was to establish guiding principles. These included:

- * Keep changes to a minimum where the current system appears to be adequate
- * Make it more acceptable to the mechanical and electrical disciplines
- * Expand as required to cover things other than buildings
- * Follow recognized classification principles
- * Provide room for future expansion
- * Maintain organizational consistency
- * Expand to cover life-cycle activities

The team solicited input, from over 500 professional and industry organizations to identify what MasterFormat users wanted and needed in a new edition. They used a wide variety of methods: a series of Stakeholders' Symposia, over 120 presentations to construction industry groups, numerous articles in national construction industry magazines, and four Internet discussion forums. In each case, commentary and input was solicited and incorporated into the process, all to help arrive at the highest quality of content and the most logical organization for the 2004 Edition. As various drafts of the new version were created, the task team sought feedback through direct contact with major organizations and companies, workshops, meetings, and Internet message boards.

MasterFormat 2004 Numbering

In order to address new topics and expand the structure, the number of divisions has been reorganized into Groups, Subgroups and Divisions, and the number of divisions increased from 16 to 50. A new subgroup named Facility Construction (Division 02-19) under the Specifications Group covers general construction subjects that are similar to those in the 1995 edition. Other subgroups under the Specifications Group are General Requirements, Facilities Services,

Table ES-2. Costs of inadequate Interoperability by Stakeholder Group, by Life-Cycle Phase (In \$Millions)

Stakeholder Group	Planning, Design, and Engineering, Phase	Construction Phase	Operations and Maintenance Phase	Total
Architects and Engineers	1,007.2	147.0	15.7	1,169.8
General Contractors	485.9	1,265.3	50.4	1,801.6
Specialty Fabricators and Suppliers	442.4	1,762.2	—	2,204.6
Owners and Operators	722.8	898.0	9,027.2	10,648.0
Total	2,658.3	4,072.4	9,093.3	15,824.0

Source: RTI estimates. Sums may not add to totals due to independent rounding.

Table ES-3. Costs of inadequate Interoperability by Cost Category, by Stakeholder Group (In \$Millions)

Cost Category	Avoidance Costs	Mitigation Costs	Delay Costs
Architects and Engineers	485.3	684.5	—
General Contractors	1,095.40	693.3	13.0
Specialty Fabricators and Suppliers	1,908.40	296.1	—
Owners and Operators	3,120.00	6,028.20	1,499.80
Total	6,609.10	7,702.00	1,512.80


Source: RTI estimates. Sums may not add to totals due to independent rounding.

Source National Institute of Standards and Technology Nist GCR 04-867

which has new separate divisions for plumbing, fire suppression, electrical, communications, integrated building systems, electronic safety and security systems, and heating, ventilation and air conditioning (HVAC), Site and Infrastructure (transportation, utility and marine construction), and Process Equipment (industrial and process engineering subjects).

To enable MasterFormat users to handle the volume and complexity of today's projects more expeditiously, the numbering scheme has been revised to allow it to more adequately cover the subjects of MasterFormat and to provide room for future addition of new subjects without restructuring the entire system. The previous five-digit numbers have been expanded to allow room for more subjects at each level of classification and thereby accommodate more consistent classification. The five-digit numbers had limitations because of the way each of the five digits were employed. The first two digits represented the Division, with the remaining three digits left to set a hierarchy of subjects within each Division. Because only a single digit was assigned for each Level after the Division, the number of possible Level 2 subdivisions within each Division was held to nine. Similarly, the number of categories available at Level 3 and Level 4, which was unassigned by MasterFormat, were also limited to nine each. In many Divisions, this small number of available spaces for information was too limiting, and MasterFormat simply ran out of room to properly address topics. This lack of room often resulted in inconsistent classification, such as the insertion of topics such as Cathodic Protection, Lightning Protection, Fire Suppression, Detection and Alarm, and Solar and Wind Energy Equipment into Division 13, rather than other Divisions such as 15 or 16 where they would fit more appropriately, simply because there was available room in Division 13 and there wasn't in the others.

The solution to these limitations was to add a sixth digit, and the six digits were arranged into three sets of paired numbers.



New, improved Hi-Impact® BRAND XP® Wallboard.
The smart choice for schools.

Some wallboard products resist abuse and impact. Others fight moisture and mold. With new Hi-Impact XP, you get it all. Abuse resistance. Impact resistance. Plus, resistance to moisture and mold. All in one innovative, mesh-reinforced wallboard. Specify Hi-Impact XP for schools, dorms, sports facilities and other high-use areas. There's no smarter choice.

National 
Gypsum®

TECHNICAL INFO: 1-800-NATIONAL

nationalgypsum.com

Excellence Across The Board®

CIRCLE 63 ON READER SERVICE CARD OR GO
TO ARCHRECORD.CONSTRUCTION.COM/PRODUCTS/

These pairs of numbers allow for many more subdivisions at each level and the main six-digit number still represents three levels of subordination, as the published numbers in previous editions of MasterFormat have done. Another advantage of grouped pairs of numbers is that they, like telephone numbers, are easier to recall.

Poor information coordination costs \$billions

But the value of MasterFormat 2004 Edition reaches far beyond efficiency, convenience, and improved communication. It is a potent tool that reaches where it counts: the bottom line. By providing the means for documenting and costing each life cycle stage, from planning to renovation to demolition to salvage, it offers all parties involved in the construction process—especially facility owners, a control over finances that does not presently appear to exist.

A recent federally funded study sponsored by the National Institute of Standards and Technology reports that poor data coordination costs building owners and others in the capital facilities industry a very conservative \$15.8 billion a year. Titled *Cost Analysis of Inadequate Interoperability in the U.S. Capital Facilities Industry* (NIST GCS 04-867, <http://fire.nist.gov/bfrlpubs/build04/PD/b04022.pdf>), the study focuses on commercial and institutional buildings and industrial facilities. It traces facility information flow from planning and programming, through design and construction, to operation and maintenance, at each stage figuring the cost of poor communication born by different stakeholders.

Defining interoperability as ‘relating to both the exchange and management of electronic information, where individuals and systems would be able to identify and access information seamlessly, as well as comprehend and integrate information across multiple systems,’ the study reveals examples of inefficiencies. In addition to manual reentry of data, they include duplication of business functions, and the continued reliance on paper-based information management systems. Problems stem, the study reports, from the highly fragmented nature of the industry and are further compounded by the large number of small companies that have not

adopted advanced information technologies. On the brighter side, the report notes, even small improvements in efficiency potentially represent significant economic benefits.

Equally significant as the considerable sum of dollars lost is who bears the burden. Of the three general cost categories used in the study—avoidance costs before problems occur, mitigation costs incurred after problems occur, and costs of delays—owners, according to the study, pay the most, about two thirds or \$10.6 billion a year, in redundant data costs, predominantly during ongoing facility operation and maintenance. General contractors and specialty fabricators and suppliers bear \$1.8 billion and \$2.2 billion respectively, while architects and engineers have the lowest interoperability costs at \$1.2 billion—a figure comparable to the \$1.3 billion costs born by general contractors during the construction phase (see figure ES-1 for a graphical depiction of mitigation losses by general contractors). Not surprisingly, the largest losses (\$1.0 billion) sustained by architects and engineers occur during the planning, design, and engineering phase; their subsequent avoidance and mitigation costs amount to \$485 million and \$684 million, respectively.

While all parties report frustration at the lack of incentives to improve interoperability both within and among organizations, it is the owners who have the most incentive to demand tighter data specification and control and—as reported by the architect above—to require that professionals get on board with MasterFormat 2004.

CSI member Tom Rauscher, a Rochester, N.Y. communications, life safety, and automation systems consultant, spells out the savings in construction costs if voice, data and video systems are addressed fully in a building’s specifications. When they are coordinated between consultants during the design phase, problems are relatively minor, he notes (see table of cost categories page 180). But when the building is already under construction, they are harder to resolve, and, he estimates, drive up the cost of building as much as 50 percent—thus adding five to 10 percent to the facilities’ overall construction costs. He lists some of the many forms changes and delays may take:

- * Tearing down and rebuilding walls to install cabling or cable pathways
- * Adding closets to house switches, servers, and other electronic components.
- * Expanding the HVAC system to handle the heat generated by such systems.
- * Paying for express delivery of large amounts of products, such as wire and cable, to minimize schedule delays.
- * Paying crews overtime to install systems to keep the overall project on schedule.
- * Using higher-interest money such as a line of credit to pay for systems because they are a change order during construction. Lower-interest money via the building’s mortgage, can be used if the systems are fully specified in the project manual developed during the design phase.
- * Paying additional money to install voice, data, or video systems after the building has been completed.

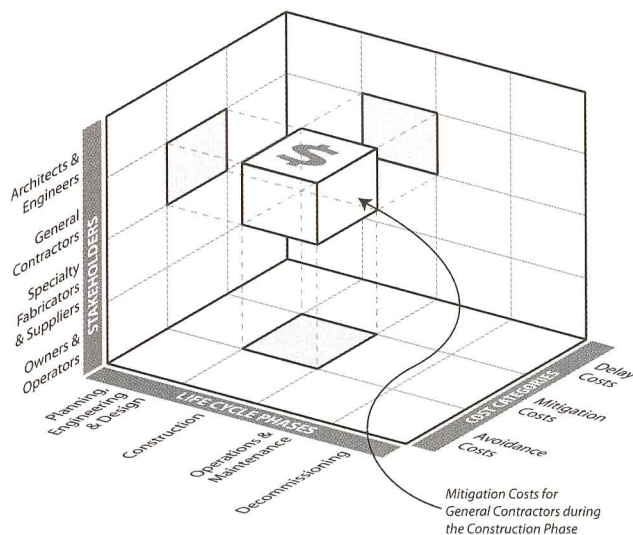


Figure ES-1. 3-D Representation of Estimation Approach of Inadequate Interoperability Cost showing all stakeholders in the life cycle of capital facilities projects. The \$cube highlights mitigation costs born by general contractors during the construction phase. (Source National Institute of Standards and Technology NIST GCR 04-867)

AIA/ARCHITECTURAL RECORD CONTINUING EDUCATION Series

ADVERTISEMENT

VISTAWALL GROUP

VISTAWALL PRESENTS Architectural Aluminum Curtain Wall Systems

The curtain wall is the element of a project on which, if you are not doing things right, everybody can get hurt... VONTER SCARDETTI/PHOTO, HKS INC.

CONTINUING EDUCATION

OBJECTIVE: After the learning objectives below, you should be able to:

- understand the proper applications of architectural aluminum curtain wall systems to best meet code and design requirements.
- have a greater understanding of new technologies and system advancements in architectural aluminum curtain wall systems.
- recognize industry standards in product testing and classification of finishes and aluminum framing systems.

LEARNING OBJECTIVES

After reading this article, you should be able to:

- understand the proper applications of architectural aluminum curtain wall systems to best meet code and design requirements.
- have a greater understanding of new technologies and system advancements in architectural aluminum curtain wall systems.
- recognize industry standards in product testing and classification of finishes and aluminum framing systems.

One of the most catastrophic and widely reported curtain wall failures occurred in January 1973, when, during construction of Boston's John Hancock Building, designed by Henry Cobb of the firm HOK & Partners (now Pei Cobb Freed & Partners), 75-lb steel gusset joints caused more than 65 30x48 glass panels to shatter and fall.

More panels broke and fell in the following months and, ultimately, all 16,244 panels on the sixty-story building were replaced, at a cost of \$7 million. In the interim, entire openings were covered with plywood, leading to the joke in Boston that the Hancock Tower should be renamed the U.S. Plywood Building.

Juleszide, Nicholas Symons, research director for the Boundary Layer Wind Tunnel Laboratory at the University of Western Ontario, says engineers learned from the experience that they must pay attention to the effects of wind on only the structure, but also on the nonstructural cladding, especially when that cladding is of aluminum or reflective glass.

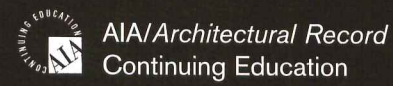
Despite the occasional calamity, the idea of an all-glass skin remained perhaps the most prevalent curtain wall theme of the 20th century. Starting with small window systems containing relatively small glass panes, and moving towards larger glass sizes with smaller mullion profiles, the most technologically advanced glass walls of the recent past managed to eliminate mullions entirely by using the glass itself as a structural member, relying on structural sealant systems, or pressing the glass in delicately detailed lightweight steel sub-structures.

In the 21st century the emphasis of curtain wall and glass wall manufacturers is on more highly weather-resistant packages with heightened energy efficiency, using more durable and long-lasting materials and finishes, recyclable materials. Glass glazing, long thought to be a building's weak link with regard to energy performance, now finds insulated walls in its ability to maintain a desired interior

Architectural Aluminum Curtain Wall Systems 215

Give Yourself Some Credit!

Earn Continuing Education Learning Units by Reading *Architectural Record*.



Credits are available to both AIA & non-AIA member architects. Articles and sponsored sections are listed on the table of contents. Simply look for the sign.

Read the designated article or sponsored section in the magazine and on the Web site*.

Answer test questions on the separate Reporting Form for each article or section.

Fill out each Reporting Form in the magazine or on the Web site, and mail or fax with the processing fee to the address on the Form to register for credit. Certificates of Completion can also be requested on the Form.

Earn one learning unit for each self study course including one hour of health safety welfare credit.

*Program requirements and a complete list of courses can be found on archrecord.construction.com.

AIA/ARCHITECTURAL RECORD CONTINUING EDUCATION Series

LEARNING OBJECTIVES

After reading this article, you should be able to:

- understand the proper applications of architectural aluminum curtain wall systems to best meet code and design requirements.
- have a greater understanding of new technologies and system advancements in architectural aluminum curtain wall systems.
- recognize industry standards in product testing and classification of architectural aluminum framing systems.

INSTRUCTIONS

Refer to the learning objectives above. Complete the questions below. Go to the self report form on page 208, follow the reporting instructions, answer the test questions and submit the form. Or use the Continuing Education self-report form on Record's website: archrecord.construction.com—to receive one AIA/CES Learning Unit including one hour of health safety welfare credit.

QUESTIONS

- The most technically advanced glass walls of the recent past managed to eliminate mullions entirely by using the glass itself as a structural member, relying on structural sealant joints, or by:
 - Finishing the glass to lightweight steel sub-structures.
 - Using silicone gaskets.
 - Switching to triple glazing.
- U-values factors are measured under:
 - AAMA 501.4 Standard Test Method for Exterior Windows, Curtain Walls and Doors for Water Penetration Using Dynamic Pressure.
 - ASTM E 338 Test for Structural Performance of Exterior Windows.
- Before designing a curtain wall system, you should consider design criteria, structural criteria, thermal considerations, and:
 - air/water considerations
 - secondary water control
 - both A and B
- Either A or B
 - A minimum sound transmission resistance factor (STR) need to be established based on local weather, interior temperature and:
 - Wind pressure
 - Reflectivity of glass
 - Relative humidity
 - Soundproof systems typically are rated as:
 - 3 pf
 - 10 pf
 - 12 pf
- Which system, has dual finish?
 - Structures
 - Curtain wall
- Which system, uses vinyl gaskets?
 - Structures
 - Curtain wall
- High performing, unitized systems, still are a little bit more expensive than stick-built, in the range of:
 - 10% more
 - 20% more
 - 30% more
- The new high-performing unitized systems will offer easier installation, and:
 - Secondary water control

AIA/ARCHITECTURAL RECORD CONTINUING EDUCATION

Program Title: "Architectural Aluminum Curtain Wall Systems," sponsored by The Vistawall Group (12/02, page 215)

AIA/CES Credit: This program will earn you one AIA/CES CEU hour of credit, which counts towards your AIA/CES CEU requirement.

Directions: Select one answer for each question in the space and completely circle appropriate letter. A minimum score of 70% is required to earn credit.

1. a. A b. B c. C d. D

2. a. A b. B c. C d. D

3. a. A b. B c. C d. D

4. a. A b. B c. C d. D

5. a. A b. B c. C d. D

6. a. A b. B c. C d. D

7. a. A b. B c. C d. D

8. a. A b. B c. C d. D

9. a. A b. B c. C d. D

10. a. A b. B c. C d. D

Last Name _____ First Name _____ Middle Initial or None _____

Form Name _____

Address _____ City _____ State _____ Zip _____

Tel _____ Fax _____ E-mail _____

AIA ID Number _____ Completion date (MM/YY): _____

Check one: I am a member of the AIA and have checked my membership status with the AIA. I am not a member of the AIA and I am not a member of the AIA. I am not a member of the AIA and I am not a member of the AIA.

Charge me: Yes No Member American Express Card _____ Exp. Date _____

Signature _____ Exp. Date _____

Check below:

To register for AIA/CES credits: Answer the test questions and send the completed form with questions answered to AIA/CES at P.O. Box 2230, Ross, PA 19380.

For Certificate of Completion: As required by certain states, answer test questions, fill out form above, and mail to above address, or fax to 215-624-2350. You will not be charged. There will only be a charge if you request a certificate of completion.

Material resources used: AIA/CES: This article address issues concerning health and safety.

I hereby certify that the above information is true and accurate to the best of my knowledge and that I have complied with the AIA Continuing Education Guidelines for the reporting period.

Signature _____ Date _____

connecting people_projects_products

Dodge Sweets Architectural Record ENR Regional Publications

Find us online at www.construction.com

For questions about your credits call 877-876-8093.

INTRODUCING WOOD BALANCED DOORS



Wood doors that use the renowned
Ellison Balanced Door hardware
and frames are now available.

For information on wood selection
and door design contact our factory.

ellison
Ellison Bronze, Inc.

800-665-6445

www.ellisonbronze.com

CIRCLE 65 ON READER SERVICE CARD OR GO
TO ARCHRECORD.CONSTRUCTION.COM/PRODUCTS/

CLICK FOR ADDITIONAL REQUIRED READING

The article continues online at:

<http://archrecord.construction.com/resources/conteduc/archives/0503master-1.asp>

To receive AIA/CES credit, you are required to read this additional text. For a faxed copy of the material, contact Marissa Wyss at *Architectural Record*, (212) 904-2838 or e-mail marissa_wyss@mcgraw-hill.com.

The following quiz questions include information from this material.

 AIA/ARCHITECTURAL RECORD
CONTINUING EDUCATION Series

INSTRUCTIONS

Refer to the learning objectives above. Complete the questions below. Go to the self-report form on page 233. Follow the reporting instructions, answer the test questions and submit the form. Or use the Continuing Education self-report form on *Record's* website—archrecord.construction.com—to receive one AIA/CES Learning Unit including one hour of health safety welfare credit.

QUESTIONS

- Information in MasterFormat is classified by _____.
 - Design discipline
 - Work results
 - Product
 - Trade jurisdiction
- MasterFormat 2004 accommodates new technologies and construction requirements by _____.
 - Adding new divisions
 - Restructuring the 5-digit system
 - Creating a new 6-digit numbering system
 - a. and c. above
- An NIST study on the costs of inadequate interoperability found that architects and engineers incur _____.
 - More total costs than general contractors
 - More costs in avoidance than mitigation
 - No costs during the operation and maintenance phase
 - Approximately the same mitigation costs as general contractors
- The same study found that owners and operators incur _____.
 - The most costs during the construction phase
 - Nearly twice the costs for mitigation compared with avoidance
 - The most costs during the operations and maintenance phase
 - b. and c. above
- Which users will have the easiest time switching to MasterFormat 2004?
 - Architects
 - Product manufacturers
 - Systems and building engineers
 - Subcontractors
- Among the organizations adopting MasterFormat 2004 _____.
 - Sweets is the only source for construction products
 - USACE will require MasterFormat 2004 by 2008.
 - BART worked with an architecture firm to produce its master guide to specification
 - NAVFAC will not require MasterFormat for its Air Force buildings.
- CSI is launching an initiative to support the transition to MasterFormat 2004 by offering _____.
 - Accredited customized education programs limited to CSI-members user groups across the country.
 - Accredited customized education programs for user groups across the country
 - An accredited instructor program
 - b. and c.
- How many Divisions are included in the new MasterFormat 2004?
 - 20
 - 17
 - 75
 - 50
- Who prepared MasterFormat 2004?
 - CSI
 - CSI and CSC
 - Architects and engineers
 - U.S. members of the construction industry
- What is one of the majors reasons for inadequate communication of electronic specification data?
 - Reliance on paper-based information systems
 - Reluctance of owners to demand a standardized specification format
 - Slowness of major federal agencies to work together and require a specification standard
 - Absence of supporting word processing software

How to get MasterFormat™ 2004 Edition

The numbers and Titles of MasterFormat™ 2004 Edition may be downloaded in Adobe .pdf format at no cost (<http://www.csinet.org/masterformat>). They contain only the section titles and numbers of the document, which is enough information for many in the construction industry to begin converting. The complete version MasterFormat™ is available for purchase at www.csinet.org/bookstore/masterformat. The new edition includes section numbers and titles, explanatory notes, an application guide, a keyword index, a compact disc, and a comparative matrix.

Transitioning to the new MasterFormat™ 2004 Edition

In a joint venture with CSI, Building Systems Design, Inc. has developed a new version of BSD SpecLink that incorporates MasterFormat 2004. Released in September 2004, the relational data base system has a new global switch which allows users to change the MasterFormat arrangement of any project's specifications to either the 1995 or 2004 edition of MasterFormat at any time automatically.

Meet the Door with a Split Personality

Power operation only when you need it.
Balanced door operation when you don't.



POWER
NOW
Patent Pending

Power Now is a classic balanced door during manual operation, and opens with power only when needed.

Our revolutionary design eliminates complicated, unsightly surface mounted hardware. A concealed low energy operator and actuating arm provide opening force on demand.

Our standard hardware provides the closing force. When used manually Power Now is pure Ellison.

ellison

Ellison Bronze, Inc.

www.ellisonbronze.com

CIRCLE 66 ON READER SERVICE CARD OR GO TO ARCHRECORD.CONSTRUCTION.COM/PRODUCTS/

HIT THE SWITCH

power opens the door on demand, ellison closes it.



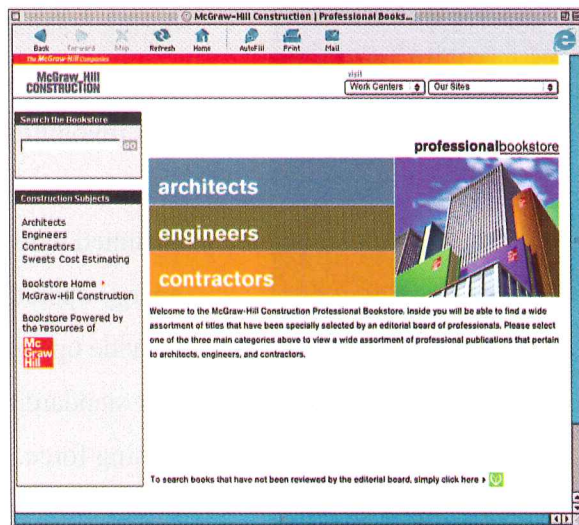
Available through the McGraw-Hill Construction Bookstore

Building Security
Handbook for Architectural Planning and Design
Barbara A. Nadel, FAIA

"This book is a must-read for architects, landlords, security consultants, and anyone else interested in ensuring security and averting catastrophic loss"

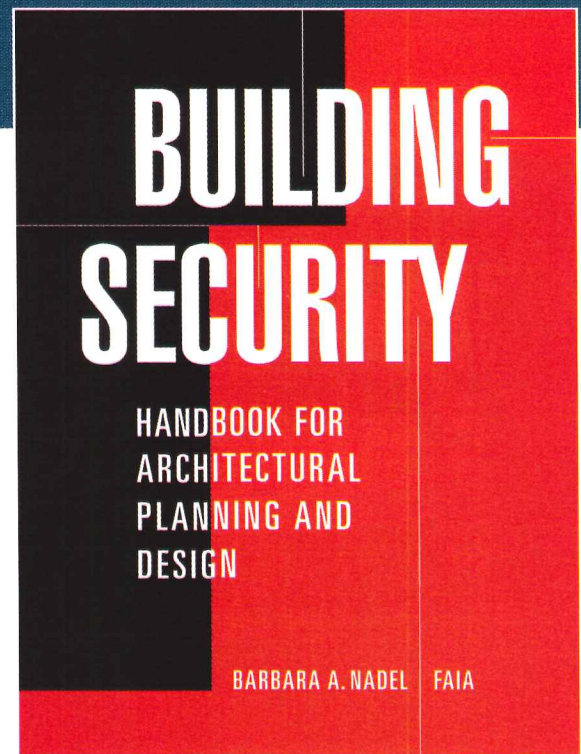
—Bernard B. Kerik, Former Police Commissioner of NYC

Whether planning for new construction, renovations, or security upgrades of existing facilities, this is THE definitive 21st Century reference on security, design, technology, building operations, and disaster planning. Generously illustrated with 600 photos, drawings, tables, and checklists, **Building Security** addresses protection from terrorism, natural disasters, chemical and biological agents, crime, and workplace violence.



www.books.construction.com

At www.books.construction.com, you can choose from a wide selection of titles in architecture, construction, and engineering – from the brightest, most respected minds in the field. Our comprehensive online bookstore offers a special **20% discount, free shipping**, unparalleled customer service, and a host of other great features.



2004 • ISBN: 0-07-1411712
672 pages • 600 illustrations • Hardcover

McGraw-Hill Construction
Bookstore Price: \$71.96

TO ORDER OR TO SEE OTHER GREAT TITLES, VISIT
www.books.construction.com

construction success starts with the
construction.com bookstore

Dodge
Sweets
McGraw_Hill
CONSTRUCTION
Architectural Record
ENR
Regional Publications

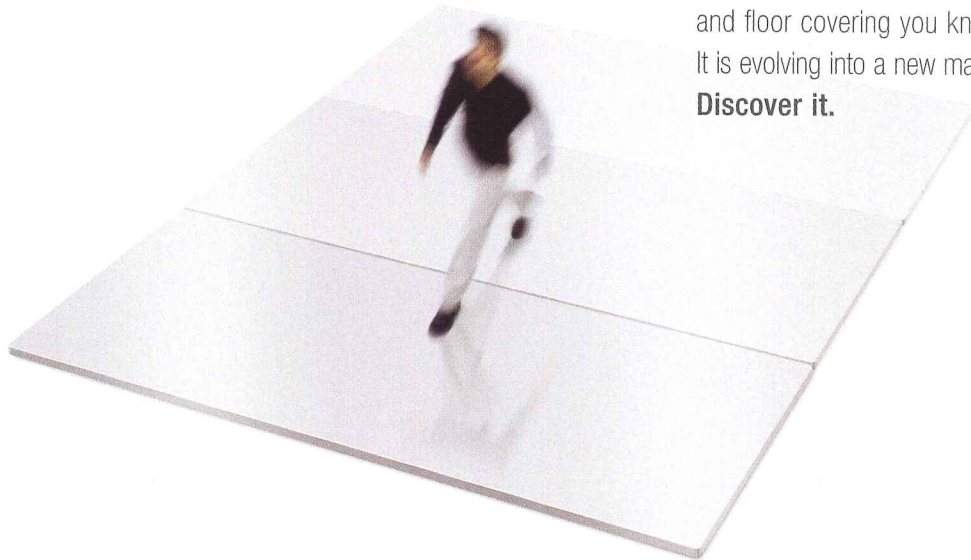
Find us online at www.construction.com

connecting people_projects_products

The McGraw-Hill Companies

a new material

We are developing
the ideas of the future.
Giant formats, ventilated façade
systems, metallic surfaces,
extreme resistance, exclusive
designs... ceramic tile is no
longer only the traditional wall
and floor covering you knew.
It is evolving into a new material.
Discover it.



tile of spain®

a new material

www.spaintiles.info • Tile of Spain - Trade Commission of Spain • Voice (305) 446-4387 • Fax: (305) 446-2602 • e-mail: miami@mcx.es

Tile of Spain is a registered trade mark of ASCER (Spanish Ceramic Tile Manufacturers' Association)

**CIRCLE 68 ON READER SERVICE CARD OR GO
TO ARCHRECORD.CONSTRUCTION.COM/PRODUCTS/**

The pursuit
of happiness.



PRUDENTIAL LTG.

Rounds. Hanging rounds. Recessed rounds. Two foot rounds. Six foot rounds. In a world of straight lines, round is warm, clean, simple, organic. Right. And at Prudential Ltg., from our popular line of Sky Oculus rounds to our incredibly flexible M5 linears, that is our ultimate goal. To help you create, in a clean, simple and organic way, an environment that is as unique as it is inspiring. Light creates life. Create with Prudential Ltg.

www.prulite.com/Happiness

CIRCLE 69 ON READER SERVICE CARD OR GO
TO ARCHRECORD.CONSTRUCTION.COM/PRODUCTS/



Lighting

From LEDs cloaking a retail mall to giant chess pieces aglow in a park, illumination sparks the imagination

BRIEFS

A new study from the Lighting Research Center

at Rensselaer, in Troy, New York, suggests advanced lighting technologies, including LEDs, photosensors, and occupancy sensors, can help senior residents in long-term-care environments maintain independence. In a pilot demonstration study at Schuyler Ridge Residential Health Care, a 120-resident skilled-nursing facility in Clifton Park, New York, researchers installed automated LEDs and other fixtures and found that **energy-efficient lighting could improve the comfort and care of seniors**, assist the nursing staff during nightly rounds, and help residents navigate hallways. Many available lighting technologies can be easily adapted to support an older person's visual system and physical limitations, the study found.

CONTENTS

190 Chess Park

Rios Clementi Hale Studios

196 The Galleria

Arup Lighting

204 Austin Convention Center

James Carpenter Design

Associates; Carpenter/Norris Consulting

209 Lighting Products


The members of a community chess club may be unlikely sources of inspiration for the lighting of a pocket park. To redesign an underused public space in Glendale, California, however, the multidisciplinary design firm Rios Clementi Hale Studios consulted with an active group of local players to learn about the strategy and history of the game. The members, many of whom said they played at night following work or school, desired a place where overhead floodlights would not cast heavy shadows on game boards, and where illumination was bright enough to make participants feel safe later into the night. At the new Chess Park, five incandescent light towers are abstractions of chess pieces themselves, while evoking the grace of Noguchi lanterns or Brancusi sculptures. And to ensure that the chess park would remain focused on the gaming program, the design team also enlisted an expert—an ex-tournament skateboarder—who reviewed design details and table placement so skateboarders wouldn't be tempted to take over elements as jumps for an extreme sports run. Now chess players sometimes occupy the park until 2 or 3 a.m., with local patrons of the nearby theater and restaurants stopping by to take in tournament action when they use the thoroughfare as a pedestrian route.

For an addition to the convention center in Austin, Texas, a colorful glass scrim accompanied by photovoltaic panels filters daylight into interior spaces, and lends the facade a high-tech sheen. The design team of Carpenter/Norris Consulting with James Carpenter Design Associates also engineered a "skywedge" that injects daylight into a prefunction space deep in the heart of the complex. Two parallel wall surfaces glow with diffuse light supplied by glazed skylights; convention attendees get a sense of outdoor weather and daylight conditions while heading to the next session.

In Seoul, South Korea, The Galleria was in need of a fashion makeover. A concrete-box mall built in the late 1970s, it recently harnessed lighting to reinvent itself. Arup Lighting, working with architects UN Studio, has wrapped the facade with a new cloak of light-emitting diodes (above). Video signals programmed from a laptop create an ever-changing light show of color, text, and graphic images that fade across the glass-disk surface. Where once the bland building attracted little attention, its new coat of many colors has turned it into a local tourist landmark—another case where light triumphs over architectural blight. *William Weathersby, Jr.*



The placement of the light towers follows the strategic movements of a chess game. HID floodlights complement the towers' incandescent sources.



Rios Clementi Hale Studios turns an alley into a community hub at Chess Park in Glendale, California

By Leanne French

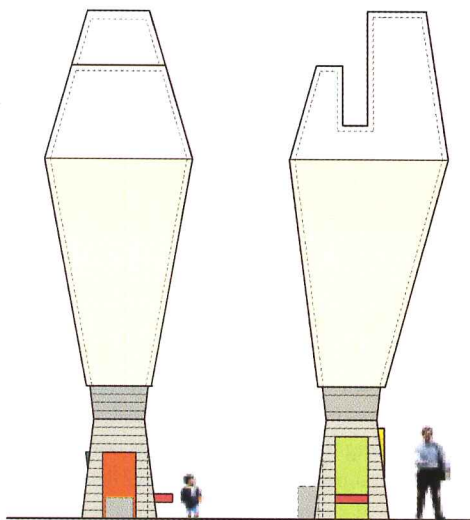
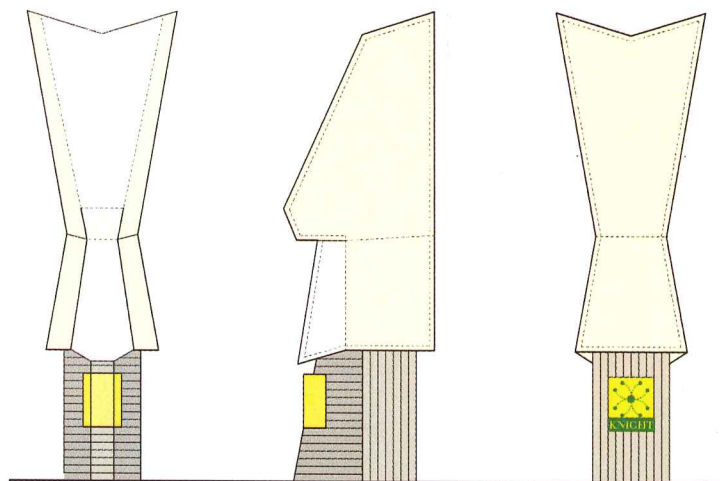
For years, the city government of Glendale, California, studied how to redevelop an underused passageway off Brand Boulevard, a main thoroughfare. Originally built to connect a parking lot to surrounding shops and the historic Alex Theater, the 4,500-square-foot corridor was a municipal eyesore, with concrete paving, basic benches, and minimal lighting. Fearing the space would fall into further disuse, the city teamed with the Glendale Chess Club, an active group that was seeking a dedicated area where its members could play matches. The multidiscipline design firm Rios Clementi Hale Studios was commissioned to create a pocket park that would engage the community while visually enhancing the pedestrian route.

During design development for Chess Park, the project team looked toward the centuries-old traditions and lore of the game itself. “The more we learned, the more we felt that this park could be rich with forms that allude to the history of chess,” says project designer Samantha Harris, who researched the evolution of game pieces. “The game started in India, and the pieces initially correlated to the Indian army. It was fascinating to learn how the form of the game had changed across cultures and religions.” That transmutability inspired the architects to plot abstract, illuminated forms to anchor the park.

The firm’s interpretation of ancient chess pieces evolved into five 28-foot-tall light towers that not only identify the area’s function as a chess park, but create an iconic presence similar to the neon-lit spire of the neighboring Alex Theater. “Originally, the passageway was overlooked because it was dim and didn’t have the impact that the Alex and some of the storefronts do,” says project designer Anthony Paradowski. “We wanted to create a lighting element on a similar scale.”

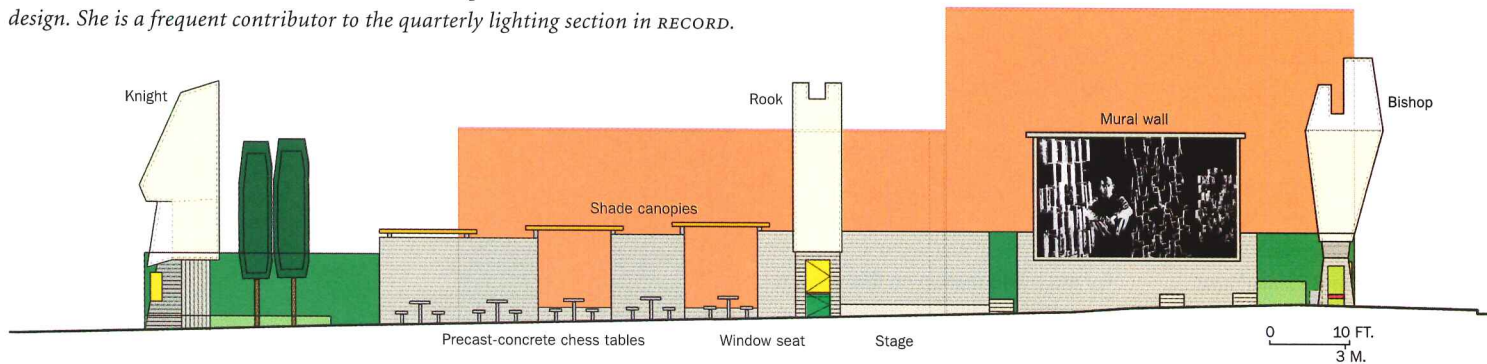
“There was also a perceived lack of security,” adds Harris. “Giving light and warmth to the site would bring in the chess players, who could activate the space and enhance security for passersby at night.”

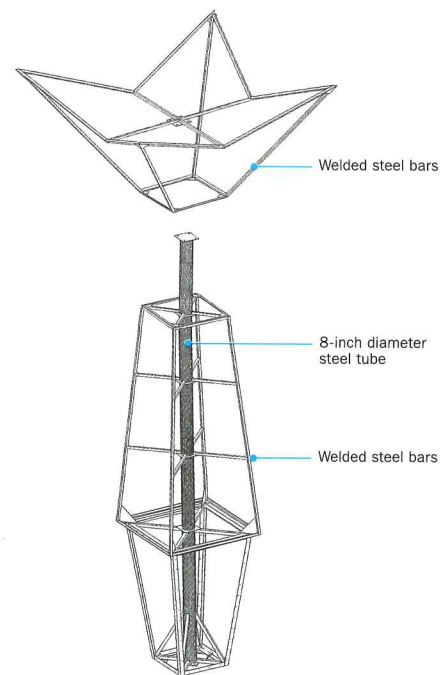

To construct the towers, which evoke the sculptural qualities of large-scale Isamu Noguchi lamps, the project team worked with fabricator and engineer Carlson & Co., which has built many works for artists such as Claes Oldenburg and Jeff Koons. The towers are constructed of



The gaming zone is arranged with 16 concrete chess tables and ample seating for the club. The light towers (left and above) cast incandescent light. A buffer zone, where the knight tower stands sentry (at far left in elevation below), alerts pedestrians they are heading toward traffic.

Leanne French is a writer based in New York who specializes in architecture and design. She is a frequent contributor to the quarterly lighting section in RECORD.





LIGHTING TOWER STRUCTURE

Touring sites around the city armed with light meters, the designers scouted bright exterior areas where people congregated, took readings, and mapped out similar light levels for towers (above) that would suit the players in Chess Park (left and below).

steel rods and a composite of wood and recycled plastic, topped with synthetic canvas. Four 100-watt incandescent lamps illuminate each tower, casting a warm glow. The white light of additional HID street lamps supplies an ample 9 foot-candles for game-playing. A bishop tower marked with park signage stands at the entry of the Brand Boulevard zone. The king tower presides over a storytelling throne that supports community book readings. A platform serves as a performance stage, while the rook tower provides storage and technical support. Getting into the game, a nearby store loans chess pieces to patrons of the newly active center. ■

Project: Chess Park, Glendale, California

Architect, landscape architect, lighting designer: Rios Clementi Hale Studios—Mark Rios, FAIA, Frank Clementi, AIA, principals; Anthony Paradowski, Samantha Harris, project designers; Ola May
Engineers: PEI Engineers (electrical); John M. Cruikshank Consultants (civil); Grossman & Speer Associates (structural)


General contractor: Frederick Towers









Sources

HID luminaires: RUDD
Incandescent lamps: Sylvania
Tower fabrication: Carlson & Co.
Composite: TREX

For more information on this project, go to Projects at

www.architecturalrecord.com.





The **ALL-NEW** Visa Lighting catalog **Volume 5** contains over 2 years of development in product design, feature updates, and catalog improvements.

It's square.
It's filled with information.
It's yours for the asking.

VISA LIGHTING
An Oldenburg Group Company

1-800-788-VISA • www.visalighting.com

CIRCLE 70 ON READER SERVICE CARD OR GO TO ARCHRECORD.CONSTRUCTION.COM/PRODUCTS/

STRONG FINISH.



Hubbell Lighting, Inc.


CIRCLE 71 ON READER SERVICE CARD OR GO
TO ARCHRECORD.CONSTRUCTION.COM/PRODUCTS/

AMERICAN MATTE™

Touchable durability meets jewel-like beauty. Prescolite's unique American Matte finish provides both.

The matte surface conceals fingerprints and combines the precision control of specular with the soft appearance of semi-specular. American Matte gives new meaning to "finishing touch."

This patented finish is exclusive to Prescolite and is available with our Architektur downlights and Virtual Source® optics. To learn more about Prescolite's premium reflectors, finishes, and luminaires, visit www.prescolite.com or call 888-PRS-4TEC.



PROFESSIONAL LIGHTING EQUIPMENT BY



An illuminated skin designed by Arup Lighting and UN Studio transforms The Galleria in Seoul

By Alice Liao

In the business of fashion, seasonal changes, social preferences, and cultural trends all fuel an underlying belief that we are what we wear. It seems only fitting, then, that the Galleria retail center in Seoul, South Korea, has undergone a makeover to better reflect the glamour of its merchandise. After a year-long renovation by architects UN Studio collaborating with Arup Lighting, the retail complex now dazzles customers with a luminous cloak of color-changing glass disks unfolding into a brightened interior landscape.

One of seven specialty department stores operated by Hanwha Stores Co., Ltd., the Galleria is a showcase for high-end fashion brands such as Chanel, Prada, Gucci, and Louis Vuitton. Its public face, however, was a windowless concrete box built in 1979. For Arup principal lighting designer Rogier van der Heide, who worked closely with the architects, the issue of matching exterior to interior was only part of the challenge. “I wanted to embed the department store in the society of Seoul,” he says, “creating a revamped building that people talk about and respond to.”

By 2003, the Galleria, located in the city’s fashionable Apgujeong-dong district, had remained a popular destination for local shoppers and foreign visitors, but sales were lagging. With low ceilings and exposed HVAC and lighting systems, “the interior spaces were dense and crowded,” says UN Studio project architect Astrid Piber. The renovated interiors were inspired by the fashion world, situating customers as the focus of designer boutiques, like models on a runway. Shoppers circulate via glossy catwalks illuminated from above by a continuous lighting ele-

Alice Liao is a freelance writer based in Teaneck, New Jersey. She frequently writes about lighting design and architecture.

Project: The Galleria, Seoul, South Korea



Architect: UN Studio—Ben van Berkel, Caroline Bos, Astrid Piber, Ger Geijzen, Cristina Bolis

Lighting designer: Arup Lighting—

Rogier van der Heide, associate director/lead designer; Simone

Collon, designer; Bob van der Klaauw, on-site technical supervisor


Local lighting/engineering partner: EON/SLD, Seoul



PHOTOGRAPHY: © CHRISTIAN RICHTERS

The renovated facade of the concrete-box retail center has an armature of laminated glass disks (below and inset, opposite) backlit with color-changing, light-emitting-diode (LED) fixtures.



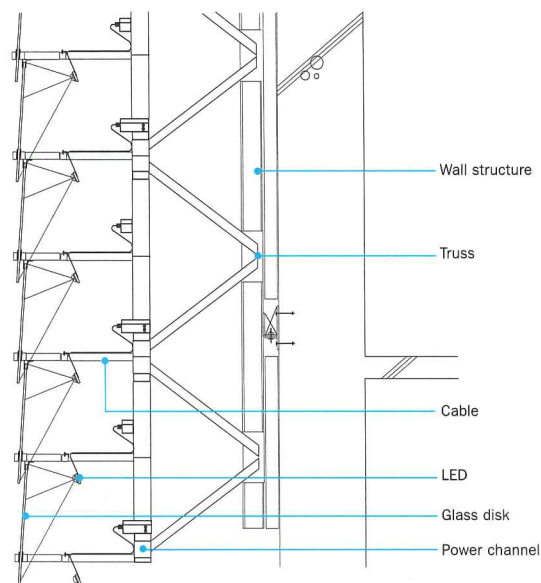


Video signals fed from a laptop into the on-site controls can change the patterns and hue of the illuminated facade (right two). The programming allows updates 20 times per second. Glass disks are supported by a new steel structure affixed to the facade (diagram, below right).

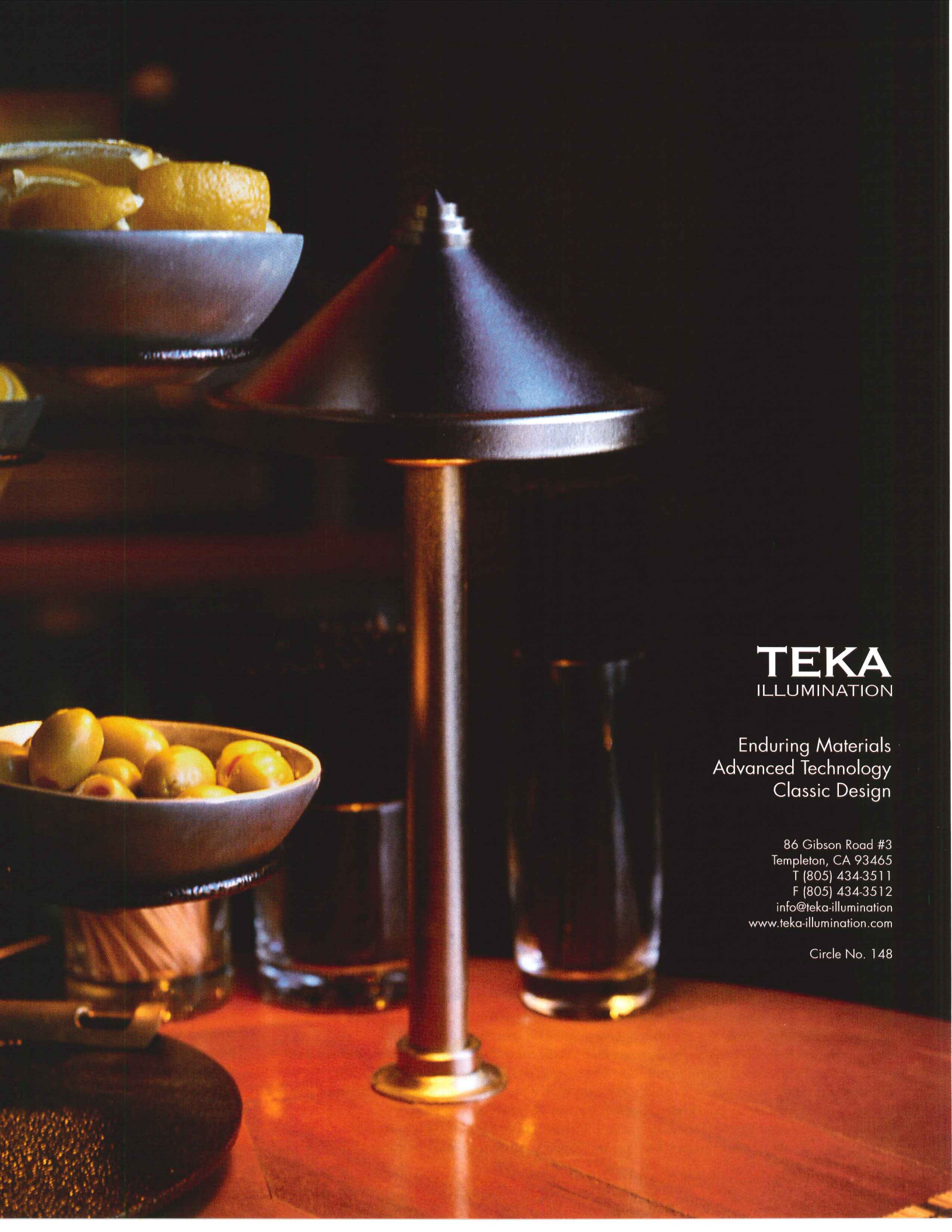
ment integrated into the ceiling. The lighting reinforces directionality and softly tints corridors to assist with wayfinding. Cold-cathode lighting with color filters focused on a new escalator provides further orientation.

While the upgrade required an overhaul of the center's interior architecture, its facade lighting demanded a solution that would leave exterior walls intact. The design team decided to swathe the building with a "fabric" of 4,330 glass disks, each backlit with a custom light-emitting-diode (LED) fixture. The disks measure 850 millimeters (2.8 feet) in diameter and are composed of two sheets of frosted glass with a dichroic filter. Mock-ups tested glass opacity, a critical consideration for an area teeming with traffic and illuminated signage. Too little opacity, notes Van der Heide, would have created glare for passing motorists, while too much would have diminished the effect of nighttime lighting. The Galleria's upscale presence also required a balance between subtlety and visibility to distinguish the retail center from other signage and lights in the vicinity, adds Piber.

The disks are secured to the building via a steel frame that diverts the added load to a series of existing columns. Each disk weighs roughly 35 to 45 pounds, so mounting the glass directly onto the concrete wall panels was untenable. "We had to construct a new screen in front of the existing facade to serve as the background for the glass structure," says



FACADE LIGHTING SECTION



TEKA
ILLUMINATION

Enduring Materials
Advanced Technology
Classic Design

86 Gibson Road #3
Templeton, CA 93465
T (805) 434-3511
F (805) 434-3512
info@teka-illumination
www.teka-illumination.com

Circle No. 148



The renovated interiors of the Galleria feature continuous, illuminated ceiling elements that mask HVAC systems while seeming to visually heighten the volume (left). The softly tinted corridors cue circulation routes.

Arup structural designer Arjan Habraken. Tripods, clamped onto the rims of the disks, fasten them to the frame in groups of three.

During the day, dichroic filters give the facade a green and amber shimmer. At night, the disks become a field of rolling colors and slow kinetic effects that metaphorically mirror the fluidity of fashion. Mounted on custom brackets, all fixtures are lamped with four LEDs: two green, one blue, and one red. The combination, says Van der Heide, eliminates the pinkish tones of full-color LEDs, ensuring a more consistent white light and color balance. Because of the fixtures' asymmetric throw, which places hot spots off-center, the disks appear as glowing spheres, resembling pixels in a video screen. The lights are individually controlled with a complex DMX-based system that runs 15,000 channels of information concurrently, with updates occurring 20 times per second.

The dimensions of the facade prevented Van der Heide from programming the lighting conventionally, he says. Instead, he turned to video signals, which allow greater freedom in changing patterns.

Technicians can export a file from a laptop directly into the lighting-control system. A modified, rack-mounted PC and an array of technical accessories convert the DMX signals into power that is regulated to control light intensity. "Typically, you adjust the voltage to dim a light, but when driving LEDs, you adjust the current," Van der Heide says.

The Galleria's new "dress" has created a stir in Seoul. Passersby stop to watch and even photograph the changing hues blazing and fading across its facade, where fashion meets fluid architecture. ■

Sources

Custom LED fixtures and color mixers: Lumiled; Xilver

Lighting controls: Xilver; Windows XP; e:cue

Power supply: APS

Ethernet switch: 3Com

Wireless access point: D-link

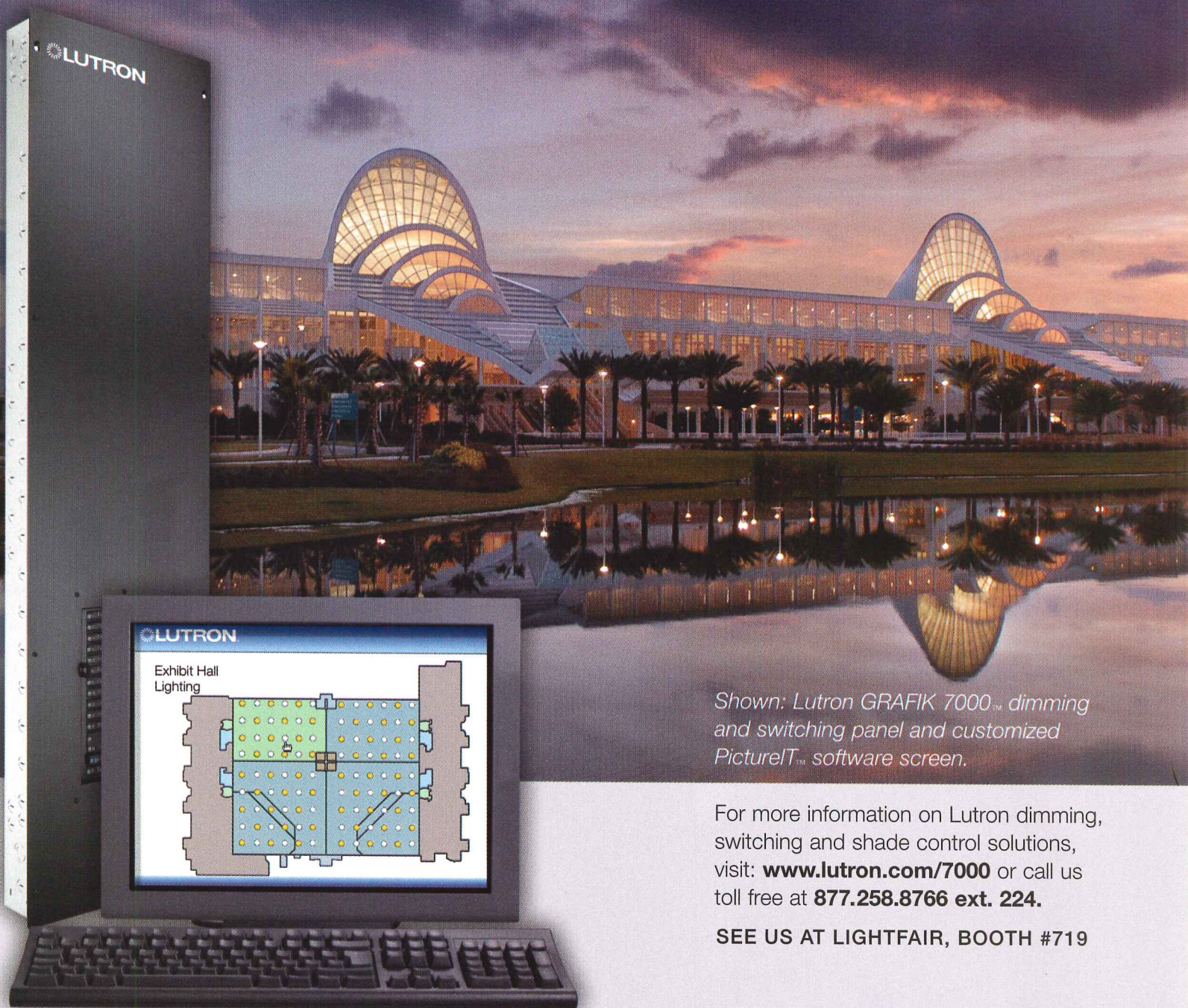
Custom laminated glass: Dong Shing; CGE

For more information on this project, go to Projects at www.architecturalrecord.com.

Dimming and switching solutions for convention centers

At Florida's **Orange County Convention Center**, facility teams save time and money by controlling over 12,000 lighting circuits — 9,000 switched and 3,000 dimmed — from a single system. Maintenance-friendly features include: 1,000,000-cycle reliability with Softswitch™ relays, customized eLumen™ control software for convenient system operation, and real-time telephone control for changes to event lighting from anywhere in the new 1.3 million square-foot expansion.

Photograph © Ben Tanser Photography. Architect: Helman Hurley Charvat Peacock Architects, Inc.



Shown: Lutron GRAFIK 7000™ dimming and switching panel and customized PictureIT™ software screen.

For more information on Lutron dimming, switching and shade control solutions, visit: www.lutron.com/7000 or call us toll free at **877.258.8766 ext. 224**.

SEE US AT LIGHTFAIR, BOOTH #719


 **LUTRON**
Lutron controls your light...

Lighting. YOUR WAY.





Fascia Plates are part scone, part architecture, part decoration, part identity system and completely unlike any lighting system ever invented. You can select from one of many standards or use your own imagination to create a custom Plate. Custom versions can range from your client's logo to your unique idea. Architectural, practical, decorative, illuminating, inspirational and endlessly versatile, Fascia Plates are among all else... Gardco.



GARDCO
LIGHTING

www.sitelighting.com

CIRCLE 73 ON READER SERVICE CARD OR GO
TO ARCHRECORD.CONSTRUCTION.COM/PRODUCTS/

The west elevation of the Austin Convention Center's lobby is a screen wall comprising large panes of blue glass shaded by southwest-facing photovoltaic panels.



A high-tech, photovoltaic screen wall gives the Austin Convention Center a remarkable new front door

By Charles Linn, FAIA

A blue-glass screen wall shaded by an array of photovoltaic panels gives the Austin Convention Center's daylit entry pavilion a look that's in keeping with the high-tech sheen the central-Texas city has acquired. Meanwhile, it establishes a strong connection with the city's historic and central business districts.


Larry Speck, FAIA, is a design principal for PageSoutherlandPage, one of three architectural firms that formed the Austin Collaborative Venture, which designed the addition. "The plan of the original convention center was square and covered the southernmost four of the site's six blocks," he says. "We always knew we would expand onto the remaining two blocks to the north. Those blocks face the historic district and a park established when Austin was first platted in 1839. Many conventioners approach the site's northwest corner from Austin's downtown as well."

This suggested a rectilinear plan for the entry pavilion, with one long glass wall facing the park on the north and a narrow glass wall facing west. But there was one more wrinkle. Since the original convention center was built in 1992, Austin had gained a reputation as a locus of technical innovation and become a go-to destination for high-tech-themed trade shows. "These events were entirely different than those we anticipated when the building opened," Speck says, "so we determined that the main entrance had to present a sophisticated face to the city. The west elevation really offered us the best opportunity to do this. We wanted daylighting, photovoltaic (PV) panels to harvest energy, and the wall to indicate that this was the building's primary entry."

But west-facing walls here "take a real thermal drubbing during the summer months," points out David Norris, of Carpenter/Norris Consulting, which conducted the daylighting analysis of the pavilion. To prevent this, James Carpenter Design Associates and Arup created designs for both the entry pavilion and a PV-screen wall that could shield its west elevation. These were developed into final form by PageSoutherlandPage and Architectural Engineers Collaborative.

At its bare essence, the PV-screen wall is a large frame that holds 2-foot-by-7-foot sheets of deep blue glass. Speck says blue was chosen by consultant James Carpenter because in glass the hue is extremely pure and brilliant. The screen stands about 12 feet in front of the entry pavilion's west wall. Norris says the blue glass only transmits 2 to 3 percent of the light that strikes it. Even though this would seem to be nearly opaque, the afternoon sun in Austin is so bright that the amount of light the screen wall transmits to the pavilion's clear west wall is very close to the amount transmitted by its north wall. Both of these walls are made of clear glass, although the glass on the north is lightly fritted. The screen wall is supported vertically by a row of steel columns and laterally by horizontal rods and cables that tie it back to the building.

The blue-glass panels are themselves shaded by PV panels. Each is mounted at a 30-degree angle to the face of the blue glass. At this orientation, the panels' power output should peak on both early-June or mid-July afternoons. At that time, the panels will be putting power back

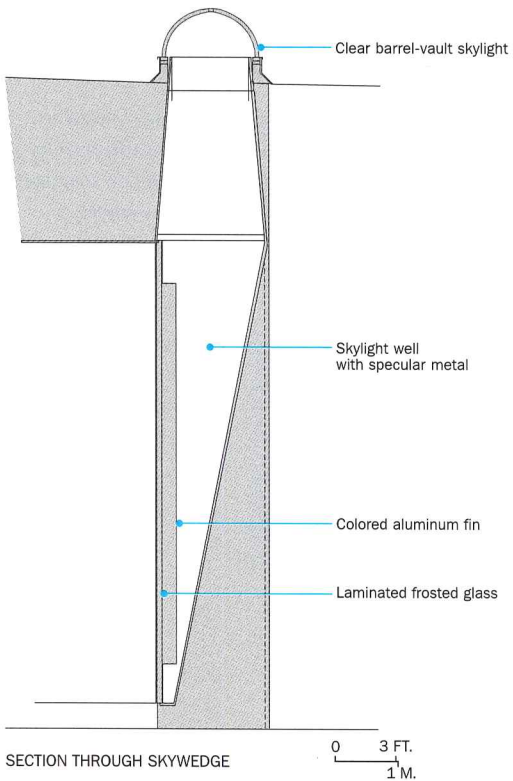


Each glass panel in the north-facing curtain wall (left in photo above) is slightly angled toward the sky in order to break up the scale of the wall. Photovoltaic panels attached to the screen wall shade panes of brilliant blue glass.



The blue-glass screen shading the west elevation is visible beyond the balcony (above). Skylights over wedge-

shaped, specular panel-lined voids light translucent walls in prefunction spaces (below and right).



into the grid owned by Austin Energy, which supplied them.

To get light into a dark prefunction space buried deep inside the convention center, David Norris designed “skywedges.” The narrow, wedge-shaped voids are behind translucent glass walls and covered by barrel-vault-shaped skylights. The voids are lined with specular metal panels that bounce the light onto the glass and distribute it evenly.

In summing up the goal of the project, Larry Speck says, “I think the whole idea was to make not just a facade but a magical landmark. Now people from all over identify this element of the building with Austin.” ■

Project: Austin Convention Center addition, Austin, Texas
Architects: Austin Collaborative Venture; PageSoutherlandPage; Cotera Kolar Negrete & Reed Architects; Limbacher & Godfrey Architects
Curtain-wall consultant: Arup N.Y.
Daylighting consultant: Carpenter/Norris Consulting
Glass and photovoltaics: James Carpenter Design Associates
Electric lighting designer: Ann Kale & Associates

Vision glass: Viricon
Blue glass: Depp
Curtain-wall contractor: Win-Con Enterprises
Lobby uplights: Rambusch
Skywedge baffles: Environmental Interiors
Skylights: WASCO
Specular panels: Rigidized
Skywedge glass: Goldray
Skywedge and interior balcony glass framing: Five Star Fabrications


Sources

Photovoltaic panels: Terrasolar USA
Curtain wall: Kawneer

For more information on this project, go to Projects at www.architecturalrecord.com.



comfort ... safety



Bad ... garage lighting that alternates glare with dark shadows, creates feelings of apprehension.

Good ... garage lighting that projects broad planes of light across the ceiling. No glare or dark shadows. Diffuse indirect illumination creates an inviting glow that radiates from the entire structure.

Payback ... the increased traffic and attendance drawn to an inviting, safe and luminous place to park.



quality and performance that feels good

The flared visor shields lamp brightness. Units feature 3200K metal halide lamps, integral CWA ballasts and non-corrosive stainless steel and aluminum construction.




elliptipar's high performance asymmetric reflector produces maximum intensity at a low aiming.



CIRCLE 74 ON READER SERVICE CARD OR GO TO ARCHRECORD.CONSTRUCTION.COM/PRODUCTS/

... security

Feel good garage lighting™



elliptipar

... there is no equal™

A division of Sylvan R. Shemitz Designs, Inc.
203.931.4455
www.elliptipar.com

Arts & Crafts™

Designed with the energy efficiency and optical performance of a modern luminaire, the Arts & Crafts reflects the style and warmth of the Craftsman era.



Arts & Crafts with
Copper Shade*



Arts & Crafts with
Mica Shade

* IDA-Approved™
Dark-Sky Friendly
versions of this
luminaire are available.



ARCHITECTURAL
AREA
LIGHTING



www.aal.net

CIRCLE 75 ON READER SERVICE CARD OR GO
TO ARCHRECORD.CONSTRUCTION.COM/PRODUCTS/

Lighting Products


► Cutting it off at the top

Louis Poulsen has added a cutoff post top to its Kipp family of luminaires. The Kipp line offers a range of outdoor lighting that includes bollards, post tops, and wall lights. The new offering is a solution for places where local ordinances prohibit the use of semicutoff or noncutoff luminaires. In daylight, there are no discernable visual differences between the cutoff and the original luminaire. When lit, however, the center cone of the cutoff luminaire is opaque, as opposed to the glowing cone of the semicutoff version. Louis Poulsen Lighting, Fort Lauderdale, Fla. www.louispoulsen.com **CIRCLE 200**



► Uniform light distribution

Offered as a replacement to parabolics, Lithonia's RT5 Volumetric Recessed Lighting uniformly illuminates the entire volume of space, eliminating harsh shadows, dark walls, and the "cave effect" arising from the sharp cutoff of parabolics. In addition, the new system uses up to 33 percent less energy than the industry standard for office lighting, an 18-cell, 3-lamp, T8 parabolic fixture. The fixtures are available in 2' x 4', 2' x 2', and 1' x 4' configurations. Lithonia Lighting, Conyers, Ga. www.lithonia.com/rt5 **CIRCLE 202**



▲ When paying attention to details pays off

Leviton has teamed with the renowned design firm IDEO to reinvent its line of electrical switches, lighting controls, and receptacles. The Acenti collection, the broadest new product launch in the company's history, is intended for high-end, custom home as well as light-commercial applications. The Acenti design platform is based on a clean surface, set into a new contoured wall plate. The Acenti dimmer uses an intuitive control scheme with a signature blue LED locator light (above left). With the new line, Leviton now offers the industry's first stainless-steel, screwless wall plate as well as the industry's first Triplex receptacle (above right). Leviton, Little Neck, N.Y. www.leviton.com/acenti **CIRCLE 204**




▲ Inspired by the dark ages

Though it does not function that way, the Insuperato chandelier recalls medieval European fixtures that featured removable cups or beakers held in suspended iron supports that could be carried from one chamber to another. The Insuperato fixture has a rustic iron finish and is offered in two chandelier options (with three or five frosted-glass shades) and a sconce version. Cristal, Fort Worth, Tex. www.cristal-usa.com **CIRCLE 201**



▲ Less-stressful scans

Philips' first "ambient experience" radiology suite, located at Advocate Lutheran General Children's Hospital in Chicago, uses Philips lighting and electronics to create a more patient-friendly environment for people undergoing medical scans. The suite features a Philips scanner in a room with curved walls. By waving a radio frequency card over a reader, patients will be able to trigger special lighting and animations projected onto the walls and ceiling. Philips Lighting, Somerset, N.J. www.philips.com **CIRCLE 203**



◀ Rocking lights

YLighting, which claims to be the largest online retailer of contemporary lighting in the U.S., is now distributing Stones of Glass "rock lights" manufactured in Italy by Oluce. The collection comes in both indoor and outdoor versions in three sizes. The outdoor group is constructed of polycarbonate, while the indoor version is made of glass and is available with a dimmer. Both versions require an outlet. YLighting, Marina Del Ray, Calif. www.ylighting.com **CIRCLE 205**




UPLIGHT / DOWNLIGHT

Compact Fluorescent

Metal Halide

QL Induction



www.delraylighting.com


CIRCLE 76 ON READER SERVICE CARD OR GO TO ARCHRECORD.CONSTRUCTION.COM/PRODUCTS/

Lighting Products



▲ Town illumination award

Last October, the Belgian town of Ghent won first prize in the 2004 International City-People-Light Award. The award rewards towns that best demonstrate the value that lighting can add to an area's cultural heritage and nocturnal identity while respecting the environment. Lighting designer Roland Jéol, in cooperation with architect Filip Vanhaverbeke, won the award for the illumination of the town's St. Michael quarter. Philips Lighting, Somerset, N.J. www.city-people-light.com **CIRCLE 207**



▲ Luxe lamp

Last fall, Baker and designer Thomas Pheasant unveiled several new pieces to the lighting series designed for the

Thomas Pheasant Collection. Handcrafted in Italy, all lamps are UL-approved and accommodate standard-size bulbs. Part of the collection's Occasional Lighting Series, the Stack Desk Lamp features a rectangular base crafted of stacked, brushed-antique brass rods. The lamp is offered in antique gold or brushed silver

and features an ivory brushed-cotton shade sized to slightly overlap its broad base and house two lights. Baker, Kohler, Wis. www.bakerfurniture.com **CIRCLE 209**

► Well-traveled collection

Wildwood Lamps & Accents has partnered with the National Geographic Society to develop the National Geographic Home collection, a line of lighting, mirrors, and floor screens inspired by the world travels of National Geographic's own explorers. The collection contains work from eight different manufacturers, including Wildwood Lamps, which has created a line of 150 handcrafted lamps and chandeliers.

The Woven Basket hanging lamp (above) is made of woven banana grass and was inspired by the baskets used throughout Southeast Asia. Wildwood Lamps, Rocky Mount, N.C. www.wildwoodlamps.com


CIRCLE 211



For more information, circle item numbers on Reader Service Card or go to www.archrecord.com, under Products, then Reader Service.



AMETRIX™
architectural asymmetric solutions



C H A N G E Y O U R V I E W

See for yourself.
Lightfair 2005, Booth 519

HALO®
Architectural Track Systems

CIRCLE 77 ON READER SERVICE CARD OR GO
TO ARCHRECORD.CONSTRUCTION.COM/PRODUCTS/

COOPER Lighting

www.cooperlighting.com

LAM

PERFORMANCE INDIRECT FROM CEILING, WALL AND COVER



Handsome, yes. LAM pendants illuminate space without supplemental lighting, eliminate bright spots and shadows. Light up to 300 square feet per fixture, up to 44,000 design lumens from select units. View all design and optics options at lamlighting.com


CIRCLE 78 ON READER SERVICE CARD OR GO TO ARCHRECORD.CONSTRUCTION.COM/PRODUCTS/lamlighting.com

A JJI LIGHTING GROUP COMPANY



3' diam.
(Focus Series)

all the 'lowdown' you'll ever need



(Ripe Orange)
3" diam.

Average orange. Very compact downlight. May be exactly what you need to light a display, spotlight merchandise, enhance a banquet's mood. When low voltage downlight is the answer, Ardee has the industry's best. Literally thousands of design, function and mounting options. To wring the most useful lumens from low voltage downlight, start here... ARDEELIGHTING.COM

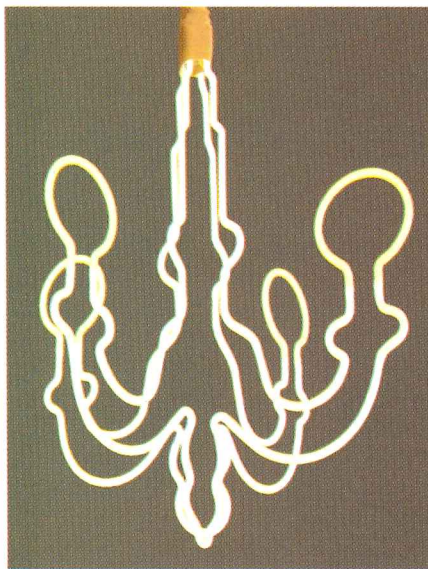
A JJI LIGHTING GROUP COMPANY

CIRCLE 79 ON READER SERVICE CARD OR GO TO ARCHRECORD.CONSTRUCTION.COM/PRODUCTS/

Ardee

intelligent lighting...ardee lighting.com

Lighting Products



◀ Bright lights

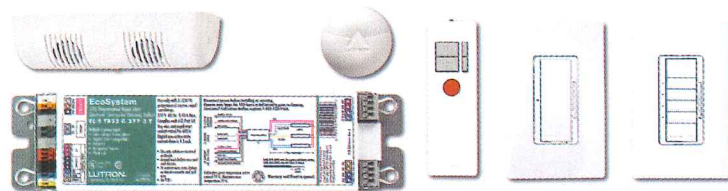
Founded in 1999, Lite Brite Neon has created custom neon works for clients including Bergdorf Goodman, the Whitney Museum, and Matador Records. Comprised of glowing, 3D chandeliers (left) and wall sconces, Lite Brite's newest collection is available in an array of triphosphor neon whites with either warm or cool tones. The line is offered in several standard sizes, while custom capabilities are available. The Future Perfect, Brooklyn, N.Y. www.thefutureperfect.com

CIRCLE 206

▼ Conscious lighting control

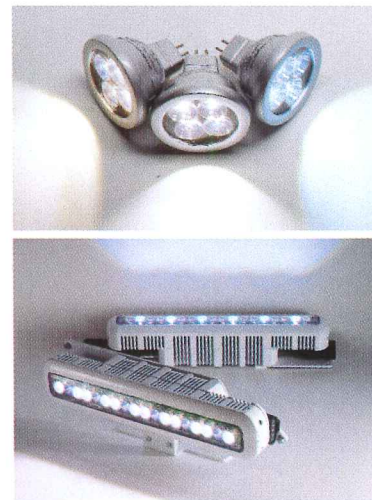
Lutron Electronics had introduced the EcoSystem family, a fluorescent lighting control system that features ballasts that "listen," "think," and "remember." The EcoSystem solution is built on the EcoSystem ballast, which connects directly to photocells, infrared (IR) receivers, occupant sensors, and wall stations, without interfaces, power packs, or controllers. The ballast interprets data collected by the sensors and wall stations, adjusts light levels accordingly, and then transmits the information to other ballasts.

Lutron Electronics, Coopersburg, Pa. www.lutron.com CIRCLE 208



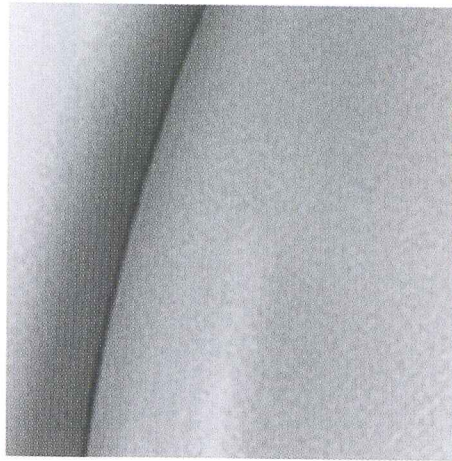
▶ Intelligent white light

Color Kinetics' IntelliWhite systems extend the inherent benefits of LEDs, including efficiency, long life, durability, and lack of radiated heat, to white light applications, while applying the company's control and dimming technologies. Applications include retail displays, where visual merchandisers can highlight or enhance specific attributes by varying the output of certain IntelliWhite fixtures between cool and warm shades of light. The system includes iW MR (top right), a compact lamp and iW Cast (right), a linear low-profile wall-washer. Color Kinetics, Boston. www.colorkinetics.com CIRCLE 210



For more information, circle item numbers on Reader Service Card or go to www.archrecord.com, under Products, then Reader Service.

Inspired by Light



www.seegreatshapes.com



Italian Craftsmanship

For almost a century, Panto has been manufacturing Windows and Doors that adorn Villas and Palaces across Europe and the Mediterranean. In the United States, Panto has enhanced architectural marvels with our outstanding quality and exquisite product design. Recently, we opened our newest showroom in La Jolla, California, where we display our fine Windows, French Doors, Interior Doors, and Garden Furniture. Panto representatives are ready to help you all over the country. Call toll free 877-GO-PANTO for the representative nearest you or visit us on the web at www.Panto-usa.com



Panto USA Inc.
7629 Girard Avenue, Suite C2
La Jolla, CA 92037
Ph. 858 456 4658
Fax. 858 456 4698
Toll Free 877-GO PANTO

CIRCLE 81 ON READER SERVICE CARD OR GO
TO ARCHRECORD.CONSTRUCTION.COM/PRODUCTS/

Products Preservation

This month's roundup focuses on the latest **preservation products**, including offerings for renovation, restoration, and adaptive-reuse projects. From the rafters to the floorboards, these products remain **sensitive to the original design** and limitations of the existing building. *Rita F. Catinella*

Utah State Capitol expands, then renovates

The Utah State Capitol Expansion Project consists of two new structures built as annexes to the north of the original capitol building by architect Richard Kletting, completed in 1916. The primary goal for the facade of the new structures was to complement, but not overwhelm, the grandeur of the existing capitol building. The project incorporates 85,000 square feet of Classically detailed Italian Griz Alcazars granite, which was determined to be the closest match to the Little Cottonwood granite used for the original building. The Little Cottonwood quarry, located in the mountains above Salt Lake City, has since been closed.

The Utah State Capitol Expansion Project was awarded the

2004 Marble Institute of America's Pinnacle Award of Merit for Commercial Exteriors and the Utah Masonry Council and AIA Utah Chapter's 2004 Excellence in Masonry Design Award for Exceptional Detail. The Salt Lake City-based team responsible for the exterior stone masonry on the capitol expansion buildings includes architects from GSBS, FFKR, and CRS, and cladding contractor Kepco+.

The expansion was completed in July 2004, allowing Utah state officials and employees to relocate to the two new buildings while the existing capitol undergoes a four-year renovation and seismic upgrade. Kepco+, Salt Lake City, www.kepcoplus.com **CIRCLE 212**



Since the original granite used for the capitol is no longer available, the expansion is clad in matching granite quarried from an island off the coast of Italy.



The curtain wall serves as a transparent backdrop for the band shell.



All-volunteer restoration effort brings back Minneapolis band shell

Specialty-glazing contractor Harmon recently completed a glass curtain-wall renovation for the Minneapolis Lake Harriet Bandshell. Donating

its time and materials to repair the 20-year-old facility and its 30' x 25' window wall, Harmon collaborated with glass fabricator Viracon, Minneapolis engineering firm Braun Intertec, and other partners. In early June 2004, Harmon's renovation team led a forensic investigation of the band shell's existing hollow metal wall system. The team met with Braun's engineers to confirm the wall system was structurally sound and required remediation on


about half of the horizontal members. The window-unit frame's dramatically deteriorated finish and the total glass replacement posed a greater challenge, requiring full sandblasting and refinishing with PPG's high-performance Corafalon fluoropolymer coating. The Harmon team then upgraded the existing glass from 1/4" laminated to 1/2" clear-tempered units to better deal with the breakage issues caused by vandalism. Harmon, Golden Valley, Minn. www.harmoninc.com **CIRCLE 213**

Award-winning lakeside cottage renovation

Engerman Contracting and Jason Bernard, AIA, both of Lake Geneva, Wisconsin, took Best of Show honors in the Vetter Inspired Project Awards for their renovation of a 4,000-square-foot, 3-bedroom lakeside cottage in Lake Geneva.

Situated on a 1-acre lot with 40 feet of lakefront, the residence was transformed in part by custom-shaped Vetter windows with custom grille patterns that bring light and panoramic views into the home. The cottage's front porch,

window trim, and flower boxes, finished in white, contrast with the green shingle siding. Other highlights include a custom interior staircase, maple flooring throughout the main level, and marble tile in the master bathroom. Vetter Windows and Doors, Mosinee, Wis. www.vetterwindows.com **CIRCLE 214**



Products Preservation



▲ Warm Kentucky welcome

Designated a National Historic Landmark in 2000, Labrot & Graham is the oldest operating bourbon distillery in the U.S. The distillery's visitor center recently completed a renovation to restore the glory of the original terne metal roof. The structure features siding and gable roofs finished in Follansbee's KlassicKolors standing-seam roof in Slate Gray. The installation was completed in a one-month period before the start of the tourist season. Follansbee Steel, Follansbee, West Virginia. www.follansbeeroofing.com **CIRCLE 215**

► Improved performance

The Los Angeles firm Gruen Associates specified approximately 7,200 square feet of 3/4" Extira wood-composite panel for the Hollywood Bowl/Los Angeles Philharmonic renovation [RECORD, January 2005, page 152] to replace the MDF originally used on the stage floor. Extira is an exterior-grade treated-wood composite that provides moisture-, rot-, and termite-resistance not available in other materials such as MDF, plywood, and wood, according to the manufacturer. Extira is available in 1/2", 3/4", 1", and 1 1/2" thicknesses. CMI, Chicago. www.extira.com **CIRCLE 217**




▲ College recladding project

For the Jefferson College Technology Center's 13,000-square-foot exterior building renovation in Hillsboro, Missouri,

Centria was able to quickly install Formawall Dimension Series Factory Foamed Metal panels and Formavue 200 Integrated windows to replace the existing cementitious wall panels that were failing. Centria's window systems are designed to integrate with their panel joinery, resulting in a high-performing window/panel interface and allowing for a faster installation. Centria, Moon Township, Pa. www.centria.com **CIRCLE 219**

▼ Taking a cue from the original

In April 2002, a light aircraft crashed into Milan's largest skyscraper, the Pirelli building, killing three people and damaging several floors. Following the accident, a restoration of the entire building began, including the entrance landing square shown here. The outdoor square features Artigo ribbed rubber flooring with the same geometrical black and gray design originally installed by architect Gio Ponti in the 1950s. PRF USA, Carlstadt, N.J. www.artigo.com **CIRCLE 216**




► High-tech storage for a historic site

Recognized as one of the 10 most technologically advanced TV stations in the world, CIVI-TV now operates out of a renovated, 95-year-old heritage site on Vancouver Island in British Columbia, Canada. Since the historic building could neither be altered nor expanded, Spacesaver worked with the architect to design compact storage



systems that fit with the historic building's specifications. The high-density, mechanical-assist mobile system now stores both active and archived videotapes, reducing the station's storage space requirements and freeing up space for equipment and people. Spacesaver, Fort Atkinson, Wis. www.spacesaver.com **CIRCLE 218**



◀ Fume-free stripper

Peel Away 8 is a water-based, fully biodegradable paste used to strip paint, oil, urethane, epoxy, graffiti, and other materials from wood, brick, stone, metal, plaster, fiberglass, and other porous and nonporous surfaces. The stripper does not contain caustics or methylene chloride and is classified as nonhazardous. Peel Away 8 does not generate fumes and easily adheres to vertical and overhead surfaces by way of a brush, roller, or airless sprayer. Dumond Chemicals, New York City. www.peelaway.com **CIRCLE 220**



WAUSAU WINDOW AND WALL SYSTEMS

ADVANTAGE BY WAUSAU PRE-ENGINEERED WINDOWS

RULES BOUNDARIES CONVENTIONS


SEE THROUGH IT ALL

WAUSAU WINDOW AND WALL SYSTEMS

1 877 678 2983
WAUSAUWINDOW.COM

Right
THE WAY YOU WANT IT

CIRCLE 82 ON READER SERVICE CARD OR GO
TO ARCHRECORD.CONSTRUCTION.COM/PRODUCTS/



What you remove can add value to your designs.



Less is still more. Especially when it comes to removing dust and allergens to improve indoor air quality. A Beam Central Vacuum System provides superior cleaning convenience and improved air quality. It's the only central vacuum system clinically proven to reduce allergy symptoms. That adds healthy value to your designs and lasting client satisfaction. Take advantage of the demand for healthier homes. Specify Beam.



Cleaner, healthier living. Built in.



Free Information Kit: www.beamvac.com | 1-800-947-2326


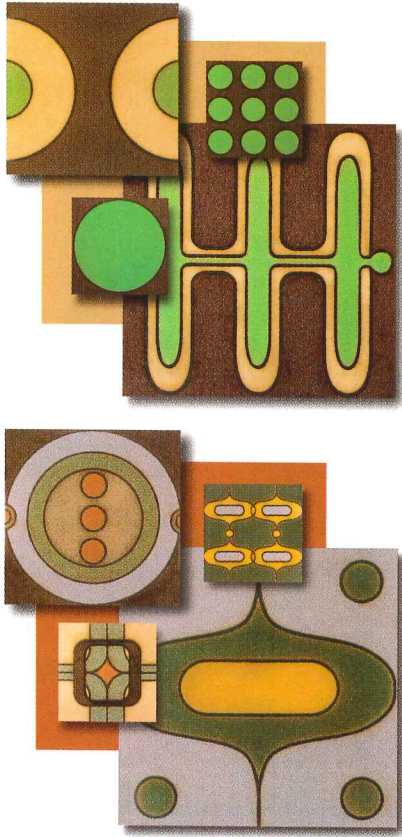
CIRCLE 83 ON READER SERVICE CARD OR GO TO ARCHRECORD.CONSTRUCTION.COM/PRODUCTS/

Product Briefs

► Hip to be square

Platform3's collections of ceramic tile, evoking the design vibe of the 1950s, '60s, and '70s, is a creation of Kim Holt and JB Fung, whose experience as designers for the recording and entertainment industry have given them an appreciation for the role color and pattern play in vanguard environments. The varied tile collections can be applied as a splash across a wall or as decor accents for pools, countertops, entryways, and exterior features. The six collections include the whimsical Suede Green Collection (top) and the Organic Collection (bottom), which draws inspiration from the work of Modernists such as Frank Lloyd Wright and Charles Eames. Platform3, Culver City, Calif. www.eplatform3.com

CIRCLE 221




Product of the Month Starck X

Philippe Starck's design for the new Duravit Design Center in Hornberg, Germany, features a three-story-high toilet that functions as an observation platform: a perfect illustration of the French designer's humor and Duravit's faith in his ability to generate interest in their joint products since their first collaboration in 1994. Starck X, the latest offering, has pushed Duravit's manufacturing capabilities to a new level. Launched this month at the ISH show in Frankfurt, the high-end line includes deep cylindrical basins in floor- or wall-mounted versions; directional waterfall spout faucets; square-shaped toilets in floor- and wall-mounted versions; and a shallow, square-shaped basin available with a side platform (below). Supported by a metal console or furniture elements, the square sink unit and table are available in white, yellow, or platinum-colored glaze. The gutter for the line's freestanding spillover tub (above), can be easily accessed by removing a layer of river rocks or robinia wood planks (a sustainable alternative to teak), eliminating the maintenance issues of other spillover models. Duravit, Duluth, Ga. www.duravit.com CIRCLE 222



▼ Professional cleaning and drying

In addition to a stainless-steel interior finish on all surfaces and interior drums, the new KitchenAid Pro Line Series Washer and Dryer duo features the first glass-encased, touch-sensor user-interface controls in the market. Both appliances have internal and external glass windows and Pro Line handles, which complement the KitchenAid series of Pro Line major and small appliances. The washer offers 10 wash programs, and the dryer includes a stainless-steel drying rack. The pair will feature an optional pedestal drawer with an integrated pullout shelf and will be available during the second quarter of 2005. KitchenAid, Benton Harbor, Mich. www.KitchenAid.com CIRCLE 223



▲ Colorful decking and siding

Oasis, shown in Spanish Cedar and Weathered Grey above, is the latest generation of decking from Alcoa. Distributed throughout North America by Weyerhaeuser, the Oasis system offers both composite and PVC deck planks and railing components. Crafted of HDPE (high-density polyethylene) and fine wood fiber, Oasis composite looks and handles like wood. Dreamcolor (right), also new from Alcoa, is a line of exterior products available in a palette of 700 colors. If a homeowner's existing siding isn't in the baseline palette, Alcoa can create a custom color match. Weyerhaeuser, Federal Way, Wash. www.weyerhaeuser.com/wbm CIRCLE 224 Alcoa, Pittsburgh. www.alcoahomes.com CIRCLE 225

Product Briefs

▼ Oxygen-producing tiles

American Standard, along with its European counterpart Ideal Standard, is working with the Ceramiche Gambarelli Group for the distribution of an antimog tile that will be branded as Oxygena Ideal Standard. The Oxygena tiles contain titanium dioxide, an element that uses a photocatalytic process to produce active oxygen, which then oxidizes pollutants from vehicle exhaust pipes, boilers, stoves, and chimneys. Created originally for outdoor use on buildings, balconies, and walkways, the tiles can also be laid internally in residential baths and kitchens, as well as in schools and hospitals. Unfortunately, the tiles are currently available only in Italy. Ideal Standard Italia, Modena, Italy.




Unfortunately, the tiles are currently available only in Italy. Ideal Standard Italia, Modena, Italy.

http://www.gambarelli.it/it/oxygena/oxygena_01.html

CIRCLE 226

◀ Attention-grabbing display

The Puzzler (left), a new component for the ALU Acrobat display system, features a lightweight curved shelf suspended in a puzzle format that works at any elevation. Made of painted aluminum, the Puzzler can be used alone or in a group of shelves. ALU's Acrobat Curved system (below) features modular curved cabinets, an adjustable ceiling mount, and a vertical rod with spacers that allow for varying heights. The system features anodized aluminum rails and extrusions in satin stainless steel. The



metal, glass, or laminate shelves are available in a range of colors. When the system is used along with ALU's Frame collection and an assortment of panel inserts, it transforms into a room partition. ALU, New York City.

www.alu.com CIRCLE 227

For more information, circle item numbers on Reader Service Card or go to www.archrecord.com, under Products, then Reader Service.

Simply Irresistible!

Visit our website or order our full-color catalog to see all 150+ of our drawer pulls and many other components.

DP106

This simple yet elegant pull can be described in one word... Perfect! It is 1" high and tapers from 1 5/8" long at the base to 2 1/16" at the top. Offered in two finishes, Matte Chrome and Satin Nickel.



"FINE ARCHITECTURAL HARDWARE FOR YOUR FINE FURNITURE"®


Doug Mockett & Company, Inc. • Manhattan Beach, CA • 800.523.1269

MOCKETT
DOUG MOCKETT & COMPANY, INC.

www.mockett.com

CIRCLE 84 ON READER SERVICE CARD OR GO TO ARCHRECORD.CONSTRUCTION.COM/PRODUCTS/

wire mesh fabric



Slate, New York
Cascade Coil Drapery
800-999-2645 cascadecoil.com



THINK OF A ROOF AS A 5,000-SQUARE-FOOT CANVAS.

Create your own work of art using Lamarite® Slate Composite Shingles—available in four colors and 5-, 7-, and 12-inch widths. The shingles are listed for U.L. Class A fire resistance and U.L. Standard 2218, Class 4 impact resistance, approved for Miami Dade County, and offered with a 50-year limited warranty. Offer the natural beauty and unnatural performance of Lamarite Slate Composite Shingles.

For more information, call TAMKO today at 1-800-641-4691 or visit www.tamko.com.

 **LAMARITE SLATE**

COMPOSITE SHINGLES

www.lamarite.com

1-800-641-4691

TAMKO
ROOFING PRODUCTS

Roof color on house is Dusk Grey with Mulberry accent.
Color shown in shingle inset is Dusk Grey.

Representation of colors is as accurate as our printing will permit.
PATENT PENDING ©2005 TAMKO Roofing Products, Inc.

CIRCLE 85 ON READER SERVICE CARD OR GO
TO ARCHRECORD.CONSTRUCTION.COM/PRODUCTS/

Product Briefs



▲ Equipment for mastering Asian cuisine

Gaggenau introduced two new products for the home chef of Asian cuisine at the Home Builder's Show in January: the Vario Teppan Yaki grill (above) and the Vario 400 Induction Wok. The Teppan Yaki stainless-steel modular grill features a large, hard-chromed, smooth stainless-steel surface and yields 1,500 watts of power in two separate and temperature-controlled cooking zones. Distinct settings include large control knobs marked by a striking orange signal ring. The Induction Wok features an 8" or 16" glass ceramic surface that always stays cool, and a large induction zone area that utilizes electronic control with an output level of 12,000 watts. Gaggenau, Huntington Beach, Calif. www.gaggenau-usa.com **CIRCLE 228**

► Structural-glass flooring

The GlassWalk structural-glass flooring system—for applications including floors, landings, walkways, and stairs—utilizes laminated-glass lites from 12" x 12" up to 24" x 58" in size. Based on IBP's 6" paver FloorSystem, the pre-engineered structural system installs on-site and is available in over 30 different ceramic-frit patterns that ensure a nonslip surface. Custom radius corners, curves, or special size or shape laminated glass can be created. Acme Brick Company, Fort Worth, Tex. www.ibpglassblock.com **CIRCLE 229**



▲ Glass rain screen

For the new Shaw Center for the Arts in Baton Rouge, Louisiana, Schwartz/Silver Architects had nearly 40,000 square feet

of single-glazed Linit U-Profile glass installed with the flanges facing out. The glass walls function as a rain screen for the facade of the multidimensional building, which contains two theaters, an art studio, museum, and a gallery space. The U-

Profile system eliminates the need for most vertical and horizontal framing members. Bendheim Wall Systems, New York City. www.bendheimwall.com **CIRCLE 230**

For more information, circle item numbers on Reader Service Card or go to www.archrecord.com, under Products, then Reader Service.

First Impressions Last.

When you put forth the effort - it shows. Coordinating the needs of fundamental basics along with satisfying aesthetic - the Frequency™ ensemble does it with style and grace. With its unique wave design, the fixture simplifies the task of meeting ADA height requirements by offering two heights in one unit. To view the entire Frequency product line with all its companion elements, visit bradleycorp.com or call 1-800-BRADLEY.

Bradley 
Commercial Washroom Innovation

PLUMBING FIXTURES

WASHROOM ACCESSORIES

LENOX™ LOCKERS

MILLS® PARTITIONS

CIRCLE 86 ON READER SERVICE CARD OR GO
TO ARCHRECORD.CONSTRUCTION.COM/PRODUCTS/



95% recycled.
Now that's really green.

FIBEROCK® Brand

All FIBEROCK® Brand products are made with a minimum of 95% recycled materials. So in addition to proven mold protection and high impact resistance, you can also spec their really green performance. For more information visit www.usg.com or call 1-877-USG-4200.

USG

©2004, USG Corporation



Product Briefs

► More focused faucet

The new Tripoint technology from Kohler reduces false activation to a minimum because its sensors rely on distance as a primary trigger. Tripoint determines the true distance between the sensor and the object with a precise consistency similar to that of an auto-focus camera. In addition, the faucet features a high-temperature limit stop for safety and a temperature-adjustment lever on the side of the faucet. Kohler, Kohler, Wis. www.kohler.com **CIRCLE 231**



► Soffit? What soffit?

CertainTeed has expanded its selection of Vinyl Carpentry soffit and decorative trim products with the introduction of InvisiVent Triple 3 $\frac{3}{8}$ " ventilated vinyl soffit. The soffit's design conceals its vents in deep, sharply etched dovetails for a smooth, nonperforated surface. Available in 12 colors, InvisiVent features a low-gloss matte finish, .044" thickness, and $\frac{3}{4}$ " panel projection. It installs like a standard vinyl soffit. CertainTeed, Valley Forge, Penn. www.certainteed.com


CIRCLE 232



◀ Return to teak


The Pure Sofa collection is an outdoor modular lounge system from Henry Hall comprising a sofa, a club chair, and a slatted-top coffee table that can double as an ottoman. After introducing several outdoor collections featuring other materials, including synthetic resin, Henry Hall has returned to teak, and the frame is made solely from this plantation-grown wood. Henry Hall Designs, San Francisco. www.henryhalldesigns.com **CIRCLE 233**

For more information, circle item numbers on Reader Service Card or go to www.archrecord.com, under Products, then Reader Service.



LOS ANGELES CENTRAL LIBRARY

Dedicated to the quality design, manufacture and installation of architectural cast metal ornament.




1(800)225-1414
www.historicalarts.com

HISTORICAL ARTS & CASTING ■ INC.

CIRCLE 87 ON READER SERVICE CARD OR GO TO ARCHRECORD.CONSTRUCTION.COM/PRODUCTS/

Go With The Best Choice in Anti-Slip Applications . . .




Slip Tech

ADA requires a COF of at least 0.6 *wet*. Slip Tech, since 1986, has exceeded these guidelines on ceramic tile and stone floors. Send us your sample and we'll test treat your material for free.

www.sliptech.com

Telephone: 1 (800) NO SLIPØ (1-800-667-5470) • E-Mail: brian@sliptech.com



CIRCLE 88 ON READER SERVICE CARD OR GO TO ARCHRECORD.CONSTRUCTION.COM/PRODUCTS/



THE AMERICAN INSTITUTE OF ARCHITECTS



LAS VEGAS 2005

imagine create transform

AIA 2005 NATIONAL CONVENTION AND DESIGN EXPOSITION
May 19–21, 2005 — Mandalay Bay Convention Center

the power of architecture

- » Satisfy your membership education requirements — in one place in just four days.
- » Choose from more than 130 continuing education programs, over 45 tours of Las Vegas, and 20 distinct workshops.
- » Visit more than 800 exhibitors showcasing leading-edge products, services, and technologies at Expo2005.
- » Register before April 15, 2005, and get a substantial discount on the registration fee.

Register online at www.aia.org

Product Briefs



▲ Shiny leather

Meaning "shiny" in Italian, Lucente is a full-grain leather from Spinneybeck with a casein finish. Casein, a milk by-product often used in consumer products, contributes to the sheen on the leather but is transparent enough to allow the natural markings of the hides to remain visible. The leather is tanned and dyed, and then the surface is ironed after the finish is applied, creating a rich depth of color and a luxurious sheen. Available in 17 colorways, Lucente can be used in contract and residential settings as well as automotive interiors. Spinneybeck, Getzville, N.Y. www.spinneybeck.com **CIRCLE 234**

► Long-span solution

An alternative to suspension and cable stay structures, the Erdevicki structural system is intended primarily for long-span crossings. The system consists of a main single-span girder element, top and bottom tension chords, diagonal compression struts, and vertical tension elements connecting the diagonals to the girder. The pedestrian bridge design above was submitted by Erdevicki for last year's Southern Ridges Bridge Design Competition. No structures have been built using the system to date. 604/293-1411. Erdevicki Structural Engineering, Burnaby, B.C., Canada. **CIRCLE 235**



◀ Greener glazing

Viracon has introduced the newest addition to its VRE (Viracon Radiant Low-E) architectural-glass family. Solarscreen VRE-67 Insulating Glass combines a crisp, neutral exterior appearance and VRE's highest light transmission at 67 percent. The Light to Solar Gain Ratio (LSG) for VRE-67 ranges from 1.25 to 1.92; an LSG of 1.25 or higher is required for Green Glazing designation. Viracon, Owatonna, Minn. www.viracon.com **CIRCLE 236**

For more information, circle item numbers on Reader Service Card or go to www.archrecord.com, under Products, then Reader Service.

CALL FOR ENTRIES

ARCHITECTURAL RECORD

Kitchen & Bath Portfolio

The editors of ARCHITECTURAL RECORD are calling for entries for the 2005 KITCHEN & BATH PORTFOLIO. Entry is open to any registered architect who has recently completed an innovative kitchen and/or bath project. Of interest are projects that feature interesting or unexpected materials, address unique client needs, or are designed in a manner that allows these utilitarian spaces to be both functional and beautiful. There is no fee. Submissions should include images (color prints, large-format transparencies, or high-res digital images along with a color printout), and a brief project description. No slides, please. We must receive all materials by Tuesday, April 5th. Selected entries will be featured in RECORD's July 2005 issue.

Submissions should be mailed to:

Rita F. Catinella • ARCHITECTURAL RECORD • Two Penn Plaza • Ninth Floor • New York, NY 10121

If you have any questions, please E-mail Rita Catinella at rita_catinella@mcgraw-hill.com

Kitchen & Bath Portfolio

The kitchen and master bath of this Tribeca loft showcase the original brick archway of the former factory space.

A practical kitchen and bath for the quintessential New York City loft

Victoria Blue chose an "open" kitchen cabinet with double sinks, recessed underneath the open archway. Sheer granite walls and the sheer glass shower stall. A similar granite means the open kitchen, which is supported by open brackets, more cabinets and a steel shelf. Mechanical equipment, including a range hood, is hidden in a steel cabinet. Mechanical equipment, including a range hood, is hidden in a steel cabinet.

An airy southwest kitchen blends nature and machinery

When the Dowling family returned to Tucson, they wanted to embrace their new landscape. The couple turned to Brian Rounis Design Architects, who created a home split into three "patios" to accommodate the property's slope and create the hillside's best views. The lower section of the home contains the living/dining space. Public center housing commercial machinery borrows from surfaces. They installed large sections of native materials, found by the couple, for a look that blends with the natural landscape. Granite and stone topped by glass, granite and

offered by brick cabinets. The sink is tucked behind a long, low herb garden. A practical flourish that enhances the room's natural feel. A taller island serves many purposes and provides extra storage in built-in cabinets with detachable backs. The cabinets also house the building's heating and cooling duct system and a motorized aluminum backstop. Containing these various mechanical systems within the space allowed the architect to maintain the butterfly ceiling's clean sweep, preserving the room's unadorned feel. C.L.A.

Architect: Brian Rounis Design Architects
Contractor: Jeff Cunningham
Source: Mark Perry (contractor); Brooke (interior design)

Architect: Victoria Blue Architects
General contractor: Certified NY
Source: K&B—S&A Lighting (lighting); Paulding (cabinets); recycling bins; Sub-Zero (fridge).


Architect: Elizabeth Grogan
General contractor: Paul G. Grogan
Source: K&B—S&A Lighting (lighting); Paulding (cabinets); recycling bins; Sub-Zero (fridge).

Architect: Brian Rounis Design Architects
Contractor: Jeff Cunningham
Source: Mark Perry (contractor); Brooke (interior design)

Architect: Elizabeth Grogan
General contractor: Paul G. Grogan
Source: K&B—S&A Lighting (lighting); Paulding (cabinets); recycling bins; Sub-Zero (fridge).



Open for Business...Automatically.



Help your business pass the entrance exam by installing automatic doors.

Research proves that an overwhelming majority of consumers prefer automatic doors. And most consumers expect to find them in airports, hospitals, retail establishments, colleges/universities, hotels, and restaurants.

While customer preference is the primary reason to use automatic doors, there are many others.

Automatic doors provide access for everyone and create a positive first impression that tells your customers your business cares about their convenience.

And there is no need to sacrifice form for function. With so many different colors, finishes, and designs to choose from, it's easy to find an automatic door that enhances a business's unique style.

Automatic doors can be ADA compliant and allow you to welcome every person with an accommodating open door. Patrons appreciate and recognize the ease of access afforded by automatic doors.

You'll want to read about all 10 of the reasons why you should specify or buy automatic doors in our new brochure.


For more information or to receive a copy of our research on automatic doors, visit www.aaadm.com or write 1300 Sumner Avenue, Cleveland, Ohio 44115.

CIRCLE 89 ON READER SERVICE CARD OR GO TO ARCHRECORD.CONSTRUCTION.COM/PRODUCTS/

AAADM American Association of
Automatic Door Manufacturers
www.aaadm.com



SCHOOL OF ARCHITECTURE MASTER OF FINE ARTS



PROGRAM IN ARCHITECTURE

ARTISTIC | EXPERIENTIAL | ENVIRONMENTAL
TECHNICAL | PROFESSIONAL | ENDURING

REGISTER NOW FOR SUMMER & FALL SEMESTERS

ACADEMY of ART UNIVERSITY

FOUNDED IN SAN FRANCISCO 1929

1.800.544.ARTS | WWW.ACADEMYART.EDU

79 NEW MONTGOMERY ST., SAN FRANCISCO, CA 94105
NATIONALLY ACCREDITED BY ACICS, NASAD & FIDER (BFA-IAD)

Product Literature

Specialty ceiling brochure

A newly updated brochure, illustrated with color photos and several case studies of prominent ceiling projects completed by USG Interiors' Specialty Solutions Group, is now available. The brochure also provides complete details on the group's customized ceiling design and manufacturing capabilities. USG, Chicago. www.usg.com **CIRCLE 237**

Signware literature

Walls+Forms' new literature focuses on the diversified range of products it offers, including signware, point of purchase displays, store fixtures, and components. Walls+Forms, Dallas. www.wallsforms.com **CIRCLE 238**

Garden furniture catalog

McKinnon and Harris unveils a new catalog for spring 2005 that includes three signature garden furniture collections: the Beaufort, the duVal, and the McNeill. The photography throughout the catalog highlights many extraordinary sites across the state of Virginia, including those of historical merit and architectural distinction. McKinnon and Harris, Richmond, Va. www.mckinnonharris.com **CIRCLE 239**

NEW SITES FOR CYBERSURFING

New site for bath accessories and safety items. www.csi.moen.com




Browse through metal architectural mesh categories and interactive 3D models. www.architecturalmesh.com

Signage site is translated into four languages. www.vistasystems.com

Online drawings and specs for stainless-steel cable and rod tensioning systems. www.ronstan.com/arch.links.asp


Flushometer brochure

A new four-page color brochure from Sloan Valve describes the Crown II Piston Flushometer. The literature highlights the new Crown II design, which consists of a new handle assembly and an outside cover with accent rings offered with special finishes. Other features of the Crown II include a Bak Chek control stop with a vandal-resistant spin cap, and an ADA-compliant triple-seal handle. Sloan Valve, Franklin Park, Ill. www.sloanvalve.com **CIRCLE 240**



For more information, circle item numbers on Reader Service Card or go to www.archrecord.com, under Products, then Reader Service.

Fourteen
stories?
And no
structural
steel or
cast-in-place?



WHO DOES THAT ?

We do! We're Tindall, and that's precast.

Enhancing the renewed Baltimore skyline...14 stories of 100% precast mixed-use space. With exciting finishes, including thin-set brick and reveals cast into the structural precast panels, articulated by sandblasted accents. Special touches extend inside to the precast stairways and landings, beautiful to the bottom line as well as the eye. That's because precast offers you a compressed schedule, safe and early level access and attractive project cost.

With mixed-use impact rising to these heights, why let the uncertainties of structural steel or cast-in-place intrude into your budget? For leading-edge aesthetics and engineered structural integrity, all within critical completion and budget constraints—who does that? Call Tindall Corporation today!

Owner: Univ. of Maryland—Baltimore
Project: Saratoga St. Parking and
Offices Structure
Architect: HSMM—Washington, DC
Size: 14 stories, 415,000 sq. ft.,
170 ft. height
Highlights: Lobby/retail (ground level),
800 parking spaces (11 levels),
office space (3 levels)

800-849-6380
E-mail: sales@tindallcorp.com
Web: www.tindallcorp.com

Tindall
We put the Wow! in precast.

Celebrate Building Safety Week

May 8-14, 2005



First observed in 1980, Building Safety Week raises the general public's awareness about the importance of safety in the built environment.

Community resources to help you celebrate Building Safety Week:

- ▶ Posters
- ▶ Stickers
- ▶ Coloring books
- ▶ and much more!

Mark your calendar today to celebrate Building Safety Week 2005!



INTERNATIONAL CODE COUNCIL® FOUNDATION

www.iccsafe.org/foundation

Visit www.iccsafe.org/BSW for details


CIRCLE 92 ON READER SERVICE CARD OR GO TO ARCHRECORD.CONSTRUCTION.COM/PRODUCTS/

Superb Design Stainless Steel Drawer Pulls

Visit our website or order our full-color catalog to see all 150+ of our drawer pulls and many other components.

DP100

Conical bases add an interesting twist to an already pragmatic design. Offered in four sizes (1³¹/₃₂", 6⁵/₁₆" 7⁹/₁₆" and 8¹³/₁₆"). Satin Stainless Steel finish only.



"FINE ARCHITECTURAL HARDWARE FOR YOUR FINE FURNITURE"®

Doug Mockett & Company, Inc. • Manhattan Beach, CA • 800.523.1269

MOCKETT
DOUG MOCKETT & COMPANY, INC.

www.mockett.com

CIRCLE 93 ON READER SERVICE CARD OR GO TO ARCHRECORD.CONSTRUCTION.COM/PRODUCTS/

Product Literature

Carpet tile info sheet

Eurotex has published new literature detailing its Tretford carpet tile line and including construction and performance specifications and test data. Tretford is a fusion-bonded tile with a polyvinyl/silicon-composite back that prevents distortion and assumes dimensional stability. Eurotex, Philadelphia. www.eurotexinc.com CIRCLE 241

Lighting white papers

Litecontrol has published a series of educational white papers known as *Illuminations*. The first paper in the series, entitled *Illuminations for the 21st Century*, describes the growth and "coming of age" of suspended indirect and indirect/direct lighting systems. The paper compares various suspended systems and contrasts suspended systems' performance with recessed direct lighting. Litecontrol, Hanson, Mass. www.litecontrol.com CIRCLE 242



Pervious concrete manual

There has been a renewed interest in pervious concrete as a paving material due to its ability to allow water to flow through it to recharge groundwater and

minimize stormwater runoff. The Portland Cement Association in cooperation with the National Ready Mixed Concrete Association has introduced *Pervious Concrete Pavements*, a reference manual on this sustainable construction technique. The guidebook introduces readers to pervious-concrete applications and engineering properties, including environmental benefits, structural properties, and durability. Both hydraulic and structural designs of pervious concrete pavements are discussed, as well as construction techniques. Portland Cement Association, Skokie, Ill. www.cement.org/bookstore CIRCLE 243

Locker specifier's guide

The new *Locker Specifier's Guide* from Lyon Workspace Products illustrates what's new in locker styling for education, business, industry, and institutional projects. Lyon's new antimicrobial finish fights bacterial and mold growth on locker surfaces. A selection of Lyon locker benches, as well as engineering details on recessing and anchoring of lockers, is also included in the guide. Lyon Workspace Products, Aurora, Ill. www.lyonworkspace.com CIRCLE 244



For more information, circle item numbers on Reader Service Card or go to www.archrecord.com, under Products, then Reader Service.

PHOTO © J. MURPHY



LIGHTFAIR INTERNATIONAL'S DAYLIGHTING INSTITUTE™ is part of a dramatically new design community event coming to New York City this spring. Architects, designers, engineers and industry professionals will find inspiration in the Daylight Institute's intensive CEU-accredited course on daylighting design, just part of the dynamic new experience that is LFI in 2005.


FIND INSPIRATION.
WWW.LIGHTFAIR.COM

LIGHTFAIR DAYLIGHTING INSTITUTE™
MONDAY, APRIL 10 – MONDAY, APRIL 11, 2005

LIGHTFAIR INSTITUTE™
MONDAY, APRIL 10 – MONDAY, APRIL 11, 2005

TRADE SHOW & CONFERENCE
TUESDAY, APRIL 12 – THURSDAY, APRIL 14, 2005

JACOB K. JAVITS CONVENTION CENTER
NEW YORK, NY USA



The future. Illuminated.



Sponsored by
The Illuminating
Engineering Society
of North America



Sponsored by
The International
Association of
Lighting Designers



Produced and Managed
by AMC, Inc.



Official On-Site
Event Directory



**AIA/ARCHITECTURAL RECORD
CONTINUING EDUCATION**

035EDITR

Program title: "Giving Old Buildings A Reason To Live," *Architectural Record* (03/05, page 149).

AIA/CES Credit: This article will earn you one AIA/CES LU hour of health, safety, and welfare credit. (Valid for credit through March 2007.)

Directions: Select one answer for each question in the exam and completely circle appropriate letter. A minimum score of 70% is required to earn credit. Take this test online at <http://archrecord.construction.com/continuinged/default.asp>

- | | | | | | | | |
|------|---|---|---|-------|---|---|---|
| 1. a | b | c | d | 6. a | b | c | d |
| 2. a | b | c | d | 7. a | b | c | d |
| 3. a | b | c | d | 8. a | b | c | d |
| 4. a | b | c | d | 9. a | b | c | d |
| 5. a | b | c | d | 10. a | b | c | d |

Last Name _____ First Name _____ Middle Initial or Name _____

Firm Name _____

Address _____ City _____ State _____ Zip _____

Tel. _____ Fax _____ E-mail _____

AIA ID Number _____ Completion date (M/D/Y): _____

Check one: \$10 Payment enclosed. (Make check payable to *Architectural Record* and mail to: Architectural Record/Continuing Education Certificate, PO Box 682, Hightstown, NJ 08520-0682.) For customer service, call 877/876-8093.

Charge my: Visa Mastercard American Express **Card#** _____

Signature _____ **Exp. Date** _____

Check below:

To register for AIA/CES credits: Answer the test questions and send the completed form with questions answered to above address, or fax to 609/426-5592.

For certificate of completion: As required by certain states, answer test questions, fill out form above, and mail to above address, or fax to 609/426-5592. Your test will be scored. Those who pass with a score of 70% or higher will receive a certificate of completion.

Material resources used: Article: This article addresses issues concerning health and safety.

I hereby certify that the above information is true and accurate to the best of my knowledge and that I have complied with the AIA Continuing Education Guidelines for the reported period.

Signature _____ **Date** _____

**Learn from the experts
ON YOUR OWN TIME!**

**Earn LU credits 24 hours a day, 7 days a week.
Over 200 courses now available!**

**Education Online, All the Time!
Visit eClassroom.aia.org**

AIA eClassroom



**AIA/ARCHITECTURAL RECORD
CONTINUING EDUCATION**

Program title: "Unveiling The New Masterformat™ 2004 Edition," multi-sponsored, (03/05, page 175)

035SPONS

AIA/CES Credit: This article will earn you one AIA/CES LU hour of health, safety, and welfare credit. (Valid for credit through March 2007.)

Directions: Select one answer for each question in the exam and completely circle appropriate letter. A minimum score of 70% is required to earn credit. Take this test online at <http://archrecord.construction.com/continuing/default.asp>

- | | | | | | | | |
|------|---|---|---|-------|---|---|---|
| 1. a | b | c | d | 6. a | b | c | d |
| 2. a | b | c | d | 7. a | b | c | d |
| 3. a | b | c | d | 8. a | b | c | d |
| 4. a | b | c | d | 9. a | b | c | d |
| 5. a | b | c | d | 10. a | b | c | d |

Last Name _____ First Name _____ Middle Initial or Name _____

Firm Name _____

Address _____ City _____ State _____ Zip _____

Tel. _____ Fax _____ E-mail _____

AIA ID Number _____ Completion date (M/D/Y): _____

Check one: \$10 Payment enclosed. (Make check payable to *Architectural Record* and mail to: Architectural Record/Continuing Education Certificate, PO Box 682, Hightstown, NJ 08520-0682.) For customer service, call 877/876-8093.

Charge my: Visa Mastercard American Express Card# _____

Signature _____ Exp. Date _____

Check below:


To register for AIA/CES credits: Answer the test questions and send the completed form with questions answered to above address, or fax to 609/426-5592.

For certificate of completion: As required by certain states, answer test questions, fill out form above, and mail to above address, or fax to 609/426-5592. Your test will be scored. Those who pass with a score of 70% or higher will receive a certificate of completion.

Material resources used: Article: This article addresses issues concerning health and safety.

I hereby certify that the above information is true and accurate to the best of my knowledge and that I have complied with the AIA Continuing Education Guidelines for the reported period.

Signature _____ Date _____



 **Mentoring works!**


- ▶ Be a role model . . . AIA-member mentors earn LUs.
- ▶ Achieve personal and professional goals for growth and development.
- ▶ Find professional, academic, and social networking opportunities.


Visit www.aia.colaboro.net and complete the online profile.


**Register with the AIA National
MENTOR MATCHING PROGRAM today!**





Modern Outdoor	
Commercial Grade Outdoor Furniture	818-838-7060
	<p>2 Site construction</p> <p>High style, clean-lined simplicity, short lead times, environmentally conscious materials—these are the attributes of Modern Outdoor—a producer of top quality outdoor furniture with a definitive modern aesthetic. The Modern Outdoor Collections are commercial grade products designed for the restaurant, hospitality, and resort industries, with an aesthetic that is perfect for a residential client's backyard setting. The entirety of the Collection is made from Ipe, Electropolished Stainless Steel, and Natural Composite materials. Modern Outdoor offers attractive trade pricing and is capable of producing large scale contract orders. Online, you can view the Collection and request a catalog.</p>
www.modernoutdoor.com	150

HDI Railing Systems	
Railing Systems	
	<p>5 Metals</p> <p>The high-end d line™ railing system from Denmark, is now available in the U.S. exclusively through HDI Railing Systems. d line is made of the highest quality stainless (AISI 316) for use in any environment. Features include custom bending, modular engineering for fast on-site installation, and quick order turnaround to meet construction deadlines. Complete supply and installation service is available throughout North America, which includes <i>inox</i>™, CIRCUM™, HEWI Nylon® and d line railing systems.</p>
www.hdirailings.com	153


ATAS International, Inc.	
Metal Crown Mouldings	
	<p>5 Metals</p> <p>ATAS International Inc. offers architecturally crafted metal crown mouldings to complement any building. The trim is manufactured in 12-ft. seamless lengths of .032 aluminum and is available in 29 standard colors to coordinate with any roofing system. Crown moulding is formed to 3-1/2-in. and 5-1/2-in. typical profiles and can be applied to gable ends, dormers, rakes, eaves, frieze boards, or wall-mounted under soffits. Ease of installation saves time and expense. Little or no maintenance is required, as the premium finish on the pre-coated metal requires no painting. Have the convenience of metal with the appearance of wood.</p>
www.atas.com/crownline	151


APA - The Engineered Wood Association	
Floor Beams	253-620-7445
	<p>6 Wood & plastics</p> <p>In construction, APA EWS trademarked glulam beams are often chosen for their beauty in exposed designs featuring vaulted ceilings or long clear spans. They're ideal for hidden structural applications such as floor beams. This publication from APA describes key design and construction considerations for using glulam beams in a variety of floor applications. Glulam expands possibilities for designers because the beams have greater strength and stiffness than comparable dimension lumber and are stronger than steel on a pound for pound basis. This brochure provides typical floor beam sizes for a range of span and load conditions, glulam-for-steel substitution charts and connection details. For more information visit their Web site.</p>
www.glulambeams.org	154


DSI Architectural Products	
Custom Stairway Systems	800-951-7727
	<p>5 Metals</p> <p>DSI Architectural Products fabricates custom stainless steel and copper stairway systems. Their twenty years of engineering and metal design expertise give you the required experience necessary for constructing quality, revolutionary stairways. A well-designed system flaunts a distinctive look, one that is reflective of the client and maximizes efficient use of space. Stairway systems offer a provocative transition between elevations. Add stainless steel or copper to the equation and you've got a visual trophy guaranteed to draw the gaze of any spectator. Simply give DSI a call. Their team of engineers and fabricators look forward to the opportunity.</p>
www.dsiarchitecturalproducts.com	152


Melton Classics, Inc.	
Architectural Products	
	<p>6 Wood & plastics</p> <p>Melton Classics provides the design professional with the most comprehensive selection of quality architectural products in the industry, including architectural columns, balustrades, moldings, cornices, and a wide array of architectural elements. Architectural columns are available plain or fluted, load-bearing or column covers, round or square in fiberglass, fiberglass/marble composite, synthetic stone, cast stone, GFRC, and wood for paint or stain. Melton Classics offers a maintenance-free balustrade product ideal for any application. Balustrades are available in four durable materials: MarbleTex™ synthetic stone, poly/marble composite, cast stone, and polyurethane, and can meet any code or radius application.</p>
www.meltonclassics.com	155


Kemlite Company, Inc.	
Fiberglass Reinforced Plastic Panels	800-238-6874
 <p>Kemlite FRP Metal Building Daylighting Systems</p> <p>www.daylightingsystems.com</p>	<p>7 Thermal & moisture protection</p> <p>Sequentia and Lasco Composites LP combined efforts to supply the industry with the most comprehensive fiberglass reinforced plastic (FRP) light transmitting panel product line. Now known as FRP Metal Building Daylighting Systems by Kemlite Company, Inc., an even wider range of FRP panels, assemblies, and services are offered to the industry. Used in roof, wall, and ridge applications for natural lighting, these panels will not rust, rot, or corrode. With manufacturing plants in Grand Junction, TN, Florence, KY, and Houston, TX, Kemlite Company offers over 500 profiles and can custom match any needed profile. Please visit their Web site.</p>
	www.daylightingsystems.com



OpenAire Inc.	
Retractable Roof Enclosures & Skylights	
 <p>www.openaire.com</p>	<p>8 Doors & windows</p> <p>Custom-designed retractable roof structures and operable skylights capable of spanning up to 140-ft. At the touch of a button, motorized panels retract to open up to 50% or more of the roof area. OpenAire can span up to 140-ft. and do custom designs (domes, barrel vaults, biparting, etc.) using its exclusive maintenance-free, thermally broken aluminum framing. These enclosures and operable skylights are perfect for indoor waterparks, pools, atria, and anywhere that you want to bring the outside in.</p>
	www.openaire.com



Alufam	
Fire-Rated Aluminum Doors & Windows	714-899-3990
 <p>fire-rated aluminum!</p> <p>www.alufam-usa.com</p>	<p>8 Doors & windows</p> <p>Imagine being able to specify a fire-rated system that blends in so well with non-rated materials that you virtually can't tell them apart. Imagine the clean, rich lines of true extruded aluminum frames and large panels of clear glass. With ALUFLAM framing and VETROTECH SAINT-GOBAIN glass, this is reality. Contact them for further information. E-mail info@alufam-usa.com. Fax number 714-899-3993 E-mail info@alufam-usa.com</p>
	www.alufam-usa.com



SCHOTT North America, Inc.	
Anti-Reflective Glass	914-381-2241
 <p>Ordinary Glass AMIRAN Anti-Reflective Glass</p> <p>www.us.schott.com/architecture</p>	<p>8 Doors & windows</p> <p>Give residential clients clear nighttime views. Once used primarily for commercial applications, AMIRAN® anti-reflective glass is now readily available for residential projects. It reduces reflection in insulated glass from 16% to as little as 2%, even at night. AMIRAN anti-reflective glass can be installed in any standard frame or glazing system and is also perfect for retrofits.</p>
	www.us.schott.com/architecture



Nathan Allan Glass Studios Inc.	
Cast Glass Stair Treads	
 <p>www.nathanallan.com</p>	<p>8 Doors & windows</p> <p>This spiral staircase features cast glass stair treads, clear finish, with Nathan Allan's exclusive "Glass Sandpaper" safety finish on the walking surface. All Nathan Allan glass treads and landings are laminated and tempered to meet engineering requirements. Treads and landing can be produced from a selection of 45 textures, an assortment of colors and/or privacy coatings.</p>
	www.nathanallan.com



Special-Lite, Inc.	
Heavy-Duty Flush Doors	800-821-6531
 <p>www.special-lite.com</p>	<p>8 Doors & windows</p> <p>A new American Institute of Architects Continuing Education System (AIA/CES) program is available at no cost from Special-Lite, Inc., an AIA/CES registered provider. Developed for architects and specifiers involved in selecting and installing doors in commercial and institutional applications, the one-hour program reviews common types of heavy-duty flush doors and how to help facility managers control maintenance costs by specifying entrance components that reduce life cycle costs. To schedule this free AIA/CES program (AIA No. FRP-101) for your firm, contact your Special-Lite Rep. Contact them at 800-821-6531 or visit their Web site www.special-lite.com.</p>
	www.special-lite.com

VETROTECH Saint-Gobain	
Fire-Rated Doors	888-803-9533
	<p>8 Doors & windows</p> <p>Architects want creative freedom and maximum transparency, while at the same time respecting fire resisting building regulations. Vetrotech Saint-Gobain introduces the World's First 20-minute ALL-GLASS FIRE RATED DOOR. Manufactured with SGG PYROSWISS EXTRA glass technology, furnished with a complete hardware package and available in a variety of finishes. In tempered safety glass (CPSC CAT II), two sizes are available—3-ft. by 7-ft. and 3-ft. by 8-ft. in 3/8-in. or 1/2-in. glass thickness. Contact VETROTECH Saint-Gobain at their Web site.</p>
	<p>www.vetrotechUSA.com</p> <p> 162</p>

Viva Ceramica	
Italian Clay Flooring	
	<p>9 Finishes</p> <p>Colors meet the purest clays forged and pre-compacted in a higher than normal thickness (11-mm). Complete penetration between body and color grants lasting optical results, maximum ultimate tensile strength, and absolute resistance to acids, scratches, frost, and dirt. Using a totally environmentally-friendly manufacturing process, assured by ISO9001 quality system, the MELANGE series is guaranteed for 20 years for private homes and ten years for public areas. Created by Viva, daring to be different.</p>
	<p>www.cerviva.it</p> <p> 165</p>

Weather Shield Windows & Doors	
Wood Interior Windows & Doors	
	<p>8 Doors & windows</p> <p>Engineered with unique features and built for unparalleled performance, the Weather Shield Legacy Series is simply one of the best window and door lines available for custom and luxury homes. Available in tilt double-hung, casement, awning, and direct-set windows and French doors, the premium windows feature elegant wood interiors in a variety of wood species from Weather Shield's Custom Wood Interiors Collection™.</p>
	<p>www.weathershield.com</p> <p> 163</p>


G Squared	
Ceiling Fans	805-595-2392
	<p>10 Specialties</p> <p>Enjoy art. The Cirque ceiling fan, a high performance dynamic sculpture is a Good Design Award winner. View silver and mahogany blade versions on their Web site. Includes a 50 W dimmable light and touch control system, and a remote control is available. Whisper quiet, powerful, and beautifully made, this timeless design can be used on 8-ft. ceilings or on cathedral ceilings with optional downrods up to 6-ft. long. It is also suitable for sloped ceilings. Lifetime warranty. To buy high-design architectural fans and lighting, please visit G Squared's Web site or call between 6 AM and 6 PM PST.</p>
	<p>www.g2art.com</p> <p> 166</p>

Gage Corporation, Intl.	
Metal Ceilings	800-786-4243
	<p>9 Finishes</p> <p>The new standard for perforated metal ceilings. Gage introduces its new 700 series of perforated metal ceilings manufactured from 50% recycled aluminum. Standard designs include five distinctive finishes and 14 different perforation patterns. Selective and custom designs are also available. Contact the Gage factory for literature and samples.</p>
	<p>www.gageceilings.com</p> <p> 164</p>


Nixalite of America Inc.	
Architectural Bird Control	800-624-1189
	<p>10 Specialties</p> <p>Nixalite Architectural Bird Control provides effective and long lasting control of pest birds on nearly any structure or surface. Made entirely of non-corrosive stainless steel, Nixalite is a UV-proof bird control strip that outlasts and outperforms any other steel, plastic, chemical or electrical bird control. Only Nixalite has installations over 55 years old that are still providing perfect bird control. For more information on Nixalite and their additional bird control systems visit their Web site.</p>
	<p>www.nixalite.com</p> <p> 167</p>


Rangine Corporation/Rakks	
Extruded Aluminum Shelves	800-826-6006
	<p>10 Specialties</p> <p>Rakks extruded aluminum shelves feature an attractive low-profile design that exceeds the strength and stiffness of 3/4-in. plywood. Shelf depths up to 18-in. can be achieved by combining 4- and 6-in. deep sections. This lightweight, easy-to-ship shelving can be ordered in specified lengths up to 12-ft. Please visit the company's Web site for information on aluminum shelves and their full line of wall mounted and pole supported shelving. (Shown at left: Rakks extruded aluminum shelves on "C" standards and brackets at Clicquot, Inc. New York. Design: Traboscia Roiatti Architects)</p>
www.rakks.com	168

Gage Corporation, Intl.	
Elevator Door Facings	800-786-4243
	<p>14 Conveying systems</p> <p>ECO-NOR offers six distinctive pre-decorated elevator door facings in 18-ga. stainless steel. ECO-NOR is competitively priced, making it an ideal choice for remodeling or budget sensitive projects. Finishes of all designs complement existing or new #4 stainless steel frames. ECO-NOR offers prompt lead times without the need for prior specification. ECO-NOR is a product of Northern Engraving Corporation. Fax number 608-269-7622 E-mail gage@centurytel.net</p>
www.eco-nor.com	171

Steelcase	
Flexible Architectural Solutions	616-698-4027
	<p>10 Specialties</p> <p>According to the EPA, the U.S. produces 136 million tons of construction and demolition debris each year. Steelcase's Pathways Architectural Solutions provides flexible architectural walls, modular power, zone cabling and raised access floors. These solutions can all be reconfigured again and again and again. No demolition. No waste. Pathways Architectural Solutions: good for business, good for the environment.</p>
www.steelcase.com	169

Architectural Products by Outwater, L.L.C.	
Lighting Products Master Catalog	800-835-4400
	<p>16 Electrical</p> <p>The newly released Architectural Products by Outwater Master Catalog features the following Lighting Products: low-voltage halogen lighting, fiber optic lighting, track lighting, recessed lighting, shelf and under cabinet lighting, picture/portrait lighting, hand forged decorative lighting, pendant lighting, cove moulding lighting, task lighting, canister lighting, swivel lighting, adjustable spotlights, down lights, linear lighting, adjustable halogen lighting, ambient lighting, curio lights, fluorescent lighting, strip lighting, showcase lighting, cable lighting, display and exhibit lighting, lamps, bulbs, rope lighting, transformers, fans, and all related lighting accessories.</p>
www.outwater.com	172

New Holland Church Furniture	
Curved Church Pews	800-220-1465
	<p>12 Furnishings</p> <p>Curved pews are "Round For A Reason"™ and are designed and manufactured by New Holland Church Furniture. Curved pews are designed for maximum seating, curved for efficient use of space, designed to enhance worship, created for community, uniting the family of God. New Holland Church Furniture is a certified member of the Architectural Woodwork Institute (AWI), so you can be assured of the very highest quality. E-mail nhcw@newhollandwood.com</p>
www.newhollandwood.com	170

Concealite Life Safety Products	
Security Alarms	507-825-2907
	<p>16 Electrical</p> <p>Concealite has applied its egress lighting technology to a new product line for the security industry. Secure-Alarm provides a convenient and immediate method to alert critical executives and security personnel of a breach in the facility's secure environment. Upon activation by security personnel, Secure-Alarm will rotate 180° and begin flashing. The flashing strobe can be mounted in the walls or ceiling of rooms or hallways and is only visible upon activation by security personnel. For more information contact Concealite Life Safety Products.</p>
www.concealite.com	173

Senior Architecture Specialist

Northwestern Mutual is seeking a Registered Architect or Professional Engineer with at least eight years experience to assist with real estate investments. You will review drawings/specifications, surveys, and soil reports to evaluate architectural, structural, mechanical and civil aspects of the investment. You'll review design and construction contracts, budgets, drawings and specifications and monitor compliance, progress and quality during construction. You'll also review existing buildings being considered for acquisition and provide recommendations regarding improvements to properties in the portfolio.

To qualify, you'll have a Bachelor's degree in architecture, engineering (structural or mechanical) or related field and at least 10 years related work experience, or a Master's Degree and eight years experience. Must have current knowledge of construction methods and materials, and an understanding of the contracting process and basic construction law.

We are not accepting third party resumes for this position.

To apply for this position (#NM050077)
go to: www.northwesternmutual.com
Select Careers, Corporate Opportunities



50819

© 2005 The Northwestern Mutual Life Insurance Co., Milwaukee, WI As an Equal Opportunity Employer, we welcome and encourage diversity in our workforce.

One of _____ Where the best belong
nyp.org/careers
the Best places to build for the future.

NewYork-Presbyterian Hospital is one of the most respected academic medical centers in the world. *U.S. News & World Report* consistently rates us as one of "America's Best Hospitals." We're on their prestigious Honor Roll, and are the only area hospital to achieve that distinction.

Design Project Leader

As Project Leader, you will coordinate and manage consultant activities through the design phase for capital construction projects. In addition you will be responsible for preparing pre-schematic feasibility studies; developing and maintaining budgets and schedules; and occasionally providing in-house design services for smaller projects.

To qualify, you must have at least 5 years of project/contract management experience including 2 years of related experience in the health care field. You must have the management and communication skills required to supervise various design consultants, as well as coordinate closely with in-house departments to complete programming, feasibility and design project phases.

Build your career as you help make a great hospital even better. For immediate consideration, please send your resume in confidence to: nypcareers@trm.brassring.com, referencing Source Code 7542/PRTOH. We are an equal opportunity employer.

NewYork-Presbyterian
The University Hospital of Columbia and Cornell

POSITIONS AVAILABLE

PHILADELPHIA UNIVERSITY SCHOOL OF ARCHITECTURE AND DESIGN STRUCTURES AND TECHNOLOGY

FACULTY POSITION IN ARCHITECTURE

Philadelphia University invites applications and nominations for the position of Assistant or Associate Professor of Structures and Technology in the School of Architecture and Design's Architecture Program. The position is a renewable contract appointment with assistant or associate professor rank. Appointment will commence Fall 2005. Candidates must have professional engineering or architecture registration and a professional engineering and/or architecture degree. A master's in engineering or architecture is desirable. Candidates should have professional practice and teaching experience and a distinguished record of practice and/or scholarly accomplishments. Send letter of application; curriculum vitae; portfolio with examples of practice/ scholarly and academic work; and names, addresses, and telephone numbers of three references to: Gary J. Crowell, Dean, School of Architecture and Design, Philadelphia University, School House Lane & Henry Avenue, Philadelphia, PA 19144-5497. Tel: 215/951-2828; Fax: 215/951-2110; E-mail: crowellg@philau.edu. Review of applications will begin immediately and continue until position is filled. Philadelphia University is an Affirmative Action/Equal Opportunity Employer. For more information about Philadelphia University, visit: www.PhilaU.edu.

ARCHITECTURAL PROJECT DESIGNER/MANAGER (MANHATTAN, NY)

Consult with prestigious clients to determine functional and spatial requirements of new structures or renovations, and prepare information regarding design, specifications, materials, color, equipment, estimated costs, and construction time. Based on significant Asian and European architectural design experience and expertise, develop residential and commercial building permit documentation and produce building designs that are within restraints of time and budget. M-F, 9-6, salary depends on experience. Required bachelor's degree in Architecture or Urban Design and at least three years of experience in the job. Resumes to Gluck Architectural Firm, by fax (718) 278-3455 or e-mail HiringInfo@aol.com. EOE

DSGMR/PROJ MGR

Under close supervision of Sr. Arch. Dsgn and devp arch. drawings. Req'd: BS in Arch & 3 yrs. exp. in job/rel'd arch. Dsgn/drfing job & exp. w/ AutoCAD (w/ 3D-Modeling) & Photoshop. Resumes: Scarano & Associates Architects, 110 York Street, 5th Floor, Brooklyn, NY 11201. Attn: R. Scarano, Jr.

LANDSCAPE ARCHITECT

Landscape Architectural firm in Newport Beach, CA looks for experienced Landscape Architect. Send resume to Peridian Int'l 2600 Newport Blvd. Ste. 130 Newport Beach, CA 92663. Attn: Ms. Beggs.

ARCHITECTURAL DESIGNERS

Research, plan and design building projects; drafting of architectural reports & publications; prep. of construction docs. B. Arch. req'd, No exp. Mail resume to RossDrulis Cusenbery Architecture, P.O. Box 278, Sonoma, CA 95476 or fax to (707) 996-8542 only, website: www.rdcarchitecture.com

WWW.SMPCAREERCENTER.ORG

Find marketing/BD professionals with A/E/C exper. Call 800-292-7677, ext. 231.

SPECIAL SERVICES

Q-CAD DRAFTING SERVICES
Hand-Drafted into CAD
\$80 Per Sheet (E-Size)
800-700-3305 | www.Q-CAD.com

The largest, most up-to-date collection of architectural catalogs online

Spend less time searching and more time designing at sweets.construction.com

Now every catalog in Sweets Catalog Files is online at Sweets Product Marketplace, the most authoritative industry product information source for nearly a century.

- **Explore:** 61,000+ of the most updated products, all in one Product Marketplace, all classified by CSI MasterFormat™ '04
- **Download, copy, paste:** 1,800 PDF format architectural catalogs, 4,000 3-part specs, and 15,000 CAD details instantly

Register now at sweets.construction.com to become a member and enter to win an Apple iPod mini.



For more information about putting your catalog in the Sweets Product Marketplace, call 1-800-394-4309.

connecting people_projects_products

227	89	AAADM aaadm.com	185	66	S Ellison Bronze ellison-bronze.com	201	72	Lutron lutron.com
228	90	Academy of Art University academyart.edu	184	65	S Ellison Bronze ellison-bronze.com	52	38	Marshfield DoorSystems marshfielddoors.com
225		AIA aia.org	118	48	S Follansbee Steel follansbeeroofing.com	10-11	6	Marvin Windows & Doors marvin.com
232, 233		AIA aia.org	22	14	S Fypon fypon.com	183, 186		McGraw-Hill Construction construction.com
148	51	S Alcoa Cladding Systems alcoacladdingsystems.com	202-203	73	Gardco Lighting sitelighting.com	74	45	Mitsubishi Chemical America Inc alpolic-usa.com
140		Antolini Luigi & C antolini.it	172-173	59	Hambro hambrosystems.com	65	42	S Mortar Net mortarnet.com
208	75	Architectural Area Lighting aal.net	cov4	96	S Haworth haworth.com	46		National Building Museum nbm.org
14		Architectural Record archrecord.construction.com	224	87	Historical Arts & Casting Inc historicalarts.com	181	63	S National Gypsum Company nationalgypsum.com
31	21	Architectural Woodwork Institute awinet.org	35	25	Holcim Foundation holcimfoundation.org	117	47	NCARB ncarb.org
33	23	Avonite avonite.com	cov2-1	147	S Hunter Douglas Architectural Prods hunterdouglas.com	50	36	New School of Architecture & Design newschoolarch.edu
212	79	Ardee ardeelightning.com	174	60	S HySecurity hy-security.com	143		Odorizzi Porfidi porphyryusa.com
19	11	S B-K Lighting bklighting.com	141		Idealmarmi pantheoniles.com	8-9	5	S Oldcastle Glass oldcastleglass.com
218	83	Beam beamvac.com	142		IMM Carrara SpA carraramarmotec.com	157	54	S Owens Corning owenscorning.com
55	149	BEGA bega-us.com	230	92	International Code Council iccsafe.org	cov3	95	S Owens Corning owenscorning.com
60	40	S Belden Brick Company, The beldenbrick.com	116	46	Italian Trade Commission marblefromitaly.com	214	81	Panto panto-usa.com
16	9	Bentley Systems Inc bentley.com	139-145		Italian Trade Commission marblefromitaly.com	186	67	S PGT Industries pgtindustries.com
28	18	Boyd Lighting lightspacebyboyd.com	144, 145	49	Italian Trade Commission marblefromitaly.com	42-43	32	S PPG ppgglass.com
222	86	S Bradley Corporation bradleycorp.com	212	78, 79	JJI Lighting Group jjilightinggroup.com	194-195	71	Prescolite prescolite.com
179	62	Building Systems Design bsdsoftlink.com	38	28	S Kalwall kalwall.com	188	69	Prudential Lighting prulite.com
15	8	S C/S Group c-sgroup.com	59		S Kawneer Company Inc kawneer.com	39	29	Rocky Mountain Hardware rockymountainhardware.com
220		Cascade Coil Drapery cascadecoil.com	37	27	Kepeco+ Incorporated kepecoplus.com	170	58	S Roof Products Inc rpcurbs.com
41	31	S CENTRIA Architectural Systems centria.com	25	15	Kim Lighting kimlighting.com	48	34	Schuler Shook schulershook.com
18	10	CNA/Victor O Schinnerer & Co Inc schinnerer.com	34	24	S Kingsley-Bate kingsleybate.com	155	53	S Simpson Strong-Tie Company Inc simpsonstrongwall.com
211	77	Cooper Lighting cooperlighting.com	64A-B		Kohler kohler.com	32	22	Skyline Design skydesign.com
30	20	Coverings coverings.com	4	2	S Kusser Aicha Graniteworks USA kusserUSA.com	224	88	Slip Tech sliptech.com
169		Dell dell.com	61	41	S Lafarge North America lafargenorthamerica.com	21	13	S Sloan Valve Company sloanvalve.com
210	76	Delray Lighting Incorporated delraylighting.com	212	78	LAM lamlighting.com	26, 27	16, 17	Steelcase steelcase.com
230	93	Doug Mockett & Company Inc mockett.com	231		Lightfair International lightfair.com	36	26	Stone River Bronze stoneriverbronze.com
220	84	Doug Mockett & Company Inc mockett.com	40	30	LightingUniverse.com lightinguniverse.com	166	57	S Sunbrella brand fabrics sunbrella.com
47	33	S DuPont Tyvek tyvek.com	51	37	S Llummar Window Film llummar.com	72-73	44	Sustainable Forestry Initiative aboutsfi.org
49	35	S E Dillon & Company edillon.com	6-7	4	S LM Scofield Company scofield.com	239		Sweets sweets.construction.com
29	19	S Eagle Windows & Doors eaglewindow.com	56	39	S Lonseal lonseal.com	221	85	TAMKO Roofing Products lamarite.com
207	74	elliptipar elliptipar.com	213	80	Lumec & Lumec Scheder seegreatshapes.com	5	3	Technical Glass Products fireglass.com

For additional information on these advertisers, circle corresponding number on Reader Service Card, or go to archrecord.construction.com/products.
To reserve your 2005 Sweets call 1-800-442-2258

199	148	TEKA Illumination <i>teka-illumination.com</i>
67	43	Thermador <i>thermador.com</i>
176	61	ThyssenKrupp Elevator <i>thyssenkruppelevator.com</i>
187	68	Tile of Spain <i>spaintiles.info</i>
146	50	Timely <i>timelyframes.com</i>
229	91	Tindall Corp <i>tindallcorp.com</i>
161	55	TOLI <i>toli.com</i>
20	12	Unico System, The <i>unicosystem.com</i>
44, 45		USG Corporation <i>usg.com</i>
223		USG Corporation <i>usg.com</i>
12	7	Valli & Valli <i>vallievalli.com</i>
193	70	Visa Lighting <i>visalighting.com</i>
163	56	Vistawall Architectural Products <i>vistawall.com</i>
153	52	VT Industries <i>vtindustries.com</i>
217	82	Wausau Window and Wall Systems <i>wausauwindow.com</i>
2-3	1	Weather Shield Windows & Doors <i>weathershield.com</i>
242	94	Western Red Cedar Lumber Assn <i>realcedar.org</i>

EXECUTIVE OFFICES

James H. McGraw, IV, Group Publisher
(212) 904-4048 Fax: (212) 904-3695
jay_mcgraw@mcgraw-hill.com

Laura Viscusi, VP, Associate Publisher
(212) 904-2518 Fax: (212) 904-2791
lviscusi@mcgraw-hill.com

Assistant: Pina Del Genio
(212) 904-6791 Fax: (212) 904-2791
pina_delgenio@mcgraw-hill.com

ONLINE SALES

Paul Cannella, Director
(312) 233-7499 Fax: (312) 233-7490
paul_cannella@mcgraw-hill.com

CLASSIFIED SALES

Diane Soister
(212) 904-2021 Fax: (212) 904-2074
diane_soister@mcgraw-hill.com

NORTHEAST / MID-ATLANTIC

Janet Kennedy (CT, MA, ME, NH, NJ, NY, PA, RI, VT)
(212) 904-3603 Fax: (212) 904-2791
janet_kennedy@mcgraw-hill.com

Joe Sosnowski (NJ, PA)
(610) 278-7829 Fax: (610) 278-0936
joseph_sosnowski@mcgraw-hill.com

MIDWEST

Mike Gilbert (AR, IL, IA, MN, MO, OH, W.PA, WV)
(312) 233-7401 Fax: (312) 233-7403
mike_gilbert@mcgraw-hill.com

Lisa Nelson (IL, IN, KS, MI, ND, NE, OK, SD, TX, WI)
(312) 233-7402 Fax: (312) 233-7403
lisa_nelson@mcgraw-hill.com

SOUTHEAST / MID-ATLANTIC

Susan Shepherd
(404) 843-4770 Fax: (404) 252-4056
sshepherd@mcgraw-hill.com

WEST (AZ, CA, CO, NM, NV)

Bill Hague
(253) 858-7575 Fax: (253) 858-7576
(760) 340-5575 Fax: (760) 340-0439
bill_hague@mcgraw-hill.com

WEST (ID, MT, OR, S.CA, UT, WA, WY)

Bill Madden
(503) 224-3799 Fax: (503) 224-3899
bill_madden@mcgraw-hill.com

INTERNATIONAL

Glen Wither (Canada)
(888) 836-6623 Fax: (866) 212-2213
glen_wither@mcgraw-hill.com

Martin Druke (Germany)
(49) 202-27169-12 Fax: (49) 202-27169-20
druke@intermediapartners.de

Ferruccio Silvera (Italy)
(39) 022-846716 Fax: (39) 022-893849
ferruccio@silvera.it

Katsuhiko Ishii (Japan)
(03) 5691-3335 Fax: (03) 5691-3336
amskatsu@dream.com

Young-Seoh Chin (Korea)
(822) 481-3411/3 Fax: (822) 481-3414

PRODUCT NEWS SPOTLIGHTS / POSTCARD SERVICE

Deidre Allen
(212) 904-2010 Fax: (609) 426-7136
deidre_allen@mcgraw-hill.com

SUBSCRIBER SERVICE

(888) 867-6395 (USA only)
(609) 426-7046 Fax: (609) 426-7087
p64cs@mcgraw-hill.com

BACK ISSUES

(212) 904-4635
phyllis_moody@mcgraw-hill.com

REPRINT MANAGEMENT SERVICES

(800) 360-5549 x129
architecturalrecord@reprintbuyer.com

Record Interiors 2005

ARCHITECTURAL RECORD CALL FOR ENTRIES

Name of firm: _____

Address: _____

Phone: _____

Fax: _____

E-mail: _____

Contact person: _____

Name of project: _____

Location of project: _____

Type of project (i.e. residential, retail, etc.): _____

If previously (or scheduled to be) published, please state magazine and publication date: _____

Agreement: We will not offer this project for consideration by another national design magazine during the 10-week review period at ARCHITECTURAL RECORD.

Signature: _____

Date: _____ Print name: _____


Submissions should be mailed to:

Linda Ransey • RECORD HOUSES • ARCHITECTURAL RECORD
Two Penn Plaza • Ninth Floor • New York, NY 10121


If you have any questions, please E-mail

Sarah Amelar at *sarah_amelar@mcgraw-hill.com*

The editors of ARCHITECTURAL RECORD announce the RECORD INTERIORS awards program. Entry is open to any registered architect of any nationality. Of particular interest are innovations in program, building technology, form, and materials. The fee is \$50 per submission; please make checks payable to ARCHITECTURAL RECORD. Submissions must also include plan(s), photographs (prints or large-format transparencies, no slides please), and a brief project description firmly bound in an 8½-by-11-inch folder—postmarked no later than April 29, 2005. Anonymity is not necessary. Winning entries will be featured in RECORD INTERIORS 2005. Other submissions will be returned or scheduled for a future issue. Please include a self-addressed envelope with the appropriate postage, and allow 10 weeks for notification.



WHEN IT'S YOUR NAME ON THE HOUSE
PUT CEDAR ON YOUR SIDE.



EACH HOME YOU DESIGN OR BUILD IS YOUR CALLING CARD FOR FUTURE CUSTOMERS. IT NEEDS TO SAY ALL THE RIGHT THINGS ABOUT YOU. THAT'S WHY TOP BUILDERS AND ARCHITECTS FAVOR WESTERN RED CEDAR.

REAL CEDAR OFFERS WHAT MATTERS TO YOU: NATURAL DURABILITY AND LONG LASTING STREET APPEAL THAT REQUIRES LITTLE MAINTENANCE. HOME OWNERS APPRECIATE THE REAL CEDAR DIFFERENCE, TOO, BECAUSE CEMENT AND PLASTIC SIDINGS JUST CAN'T OFFER THE SAME WARMTH AND BEAUTY.

FOR YOUR NEXT PROJECT, CHOOSE REAL CEDAR.
IT'S A GREAT WAY TO EARN A NAME FOR YOURSELF.



1-866-778-9096

FOR MORE INFORMATION ON CEDAR, VISIT
REALCEDAR.ORG


CIRCLE 94 ON READER SERVICE CARD OR GO
TO ARCHRECORD.CONSTRUCTION.COM/PRODUCTS/

As can be noted in these photos of the Milam house, the already big living areas are made to appear even larger and more open by using very few pieces of portable furniture. In fact, about the only ones are the dining table and its seats. Basic seating for conversation and lounging is formed by cushioned units supported by one of the floor levels.


The house is constructed of sand colored concrete block, left exposed inside and out. The main floor is terrazzo, and the second floors are hardwood or carpet except for tile in the bathrooms. Ceilings are acoustical

plaster for noise absorption in the big areas. The small windows in the baths are supplemented for daylighting by plastic skylights. One of the baths also has an outside exit and stair to serve as a dressing area for swimmers from the nooks near each entrance.




The kitchen (center right) is conveniently placed for access to the living and dining areas (via a pass through), to the garage for unloading groceries, and to the front door. The entire house is air conditioned. The cost of the house itself was about \$88,074.



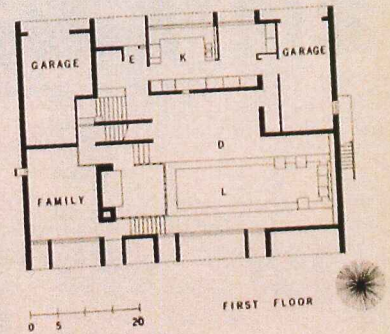
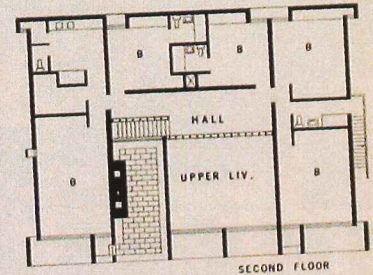
JOSEPH W. MOLITOR PHOTOS



72 ARCHITECTURAL RECORD HOUSES OF 1963



BUILT-INS AND THE MANY LEVELS
MINIMIZE NEED FOR FURNITURE



From the pages of ARCHITECTURAL RECORD 1963

Chapter Two Started Here

By Clifford A. Pearson



The last of Paul Rudolph's Florida houses, the Milam House in Ponte Vedra Beach, proved to be a pivotal work in the architect's illustrious career. Designed after he had ended his partnership in Sarasota with Ralph Twitchell in 1957, it points more to Rudolph's future than his past, explains Christopher Domin, the coauthor of *Paul Rudolph: The Florida Houses* (Princeton Architectural Press, 2002). While the earlier houses featured lightweight construction, modular organization, and interior spaces opening directly to the subtropical landscape, the Milam House, completed in 1962, takes a more muscular approach to design—using more concrete block and less steel or wood framing, and incorporating large, fixed panes of glass (and air-conditioning) instead of operable windows.

"Sculptural form making was always a part of Rudolph's work, but he pumped it up a notch in the Milam House," says Joseph King, the book's other author. Look at this house and you can clearly see the family resemblance to the much bigger and more controversial Art and Architecture Building at Yale, which opened just one year later. Walk inside and you'll find the

50 Years of Record Houses



This page: The beach facade (above) provides the classic image of the house. The sunken living room (below) is one of seven levels.

Previous page: Published in 1963 (top), the house shows a less transparent side to the west (bottom).



(continued from previous page) multiple floor levels (seven here) that so captivated (or infuriated) users of Rudolph's later buildings. "It was a transition for Rudolph, but also for architecture as a whole," adds King.

It certainly hooked the editors of ARCHITECTURAL RECORD, who published it no fewer than four times in the 1960s: once as a project, once as part of an article on six houses by Rudolph, then in Record Houses, and finally in a retrospective look at the first decade of that annual issue. Cartoonist Alan Dunn also found the house irresistible, poking fun at it twice in the pages of RECORD. One of his cartoons shows a couple standing in front of the house's iconic beach facade as a man (the architect? the realtor who just sold it?) drives away and says, "One thing more—it still takes a heap o' livin', you know." The second cartoon shows a party in the house's famous sunken living room/conversation pit, but adds a second, smaller pit and a host explaining, "That one is for small talk."

Arthur Milam, the young lawyer who went to his college reunion at Yale in 1960 in large part to commission Rudolph to design him a house, has retired from the bar but still lives in the house. "It's a great house to live in," says Milam. "Each room has a different mood, and you get fantastic views of the water." In the early 1970s, Milam had Rudolph add two ancillary structures on either side of the main house—one for a three-car garage and one for a guest house/studio. Rudolph used the same materials and design vocabulary for the new wings.

Although corrosion from the salt air has required Milam to repair the concrete a couple of times, it's clear from him that the house still takes a heap o' livin'. ■