

Please return to  
C. W. Connelly

# Now... Every drawing has this future!

**IN SECONDS**, you can reproduce *any* drawing as *any* one of a variety of Ozalid prints.

You simply select the desired type of Ozalid sensitized material . . . place your drawing on it . . . and feed into the Ozalid machine.

Thus, every drawing has a future which you control. A future which allows you to always match the print to the job at hand . . . and realize these definite advantages in drafting room, shop or office.



## 1. WILL COLOR CODING HELP?

Your drawings can be reproduced with black, blue, red or sepia lines on a white or tinted background. Thus, you can color code prints of different departments or operations—speed routing, reduce possibility of error.

## 2. PREFER PRINTS ON LIGHT, STANDARD, OR HEAVY WEIGHT PAPER?

You can make all three types with Ozalid . . . to suit your specific requirements. Light or standard weight prints for ordinary use or convenience in filing; heavy weight prints for reference charts, manuals, etc. You can even make Ozaprints with reproductions on both sides of the sheet.

## 3. ARE EXTRA MASTERS NEEDED?

You can make translucent Ozalid Intermediates directly from your tracings . . . and use these as Masters in your print-making. This eliminates wear and tear on the original . . . also provides Masters for different departments, branches, subcontractors, etc. Ozalid Intermediates are actually better to print from than original drawings—for they increase line densities and can be made on new plastic-coated surfaces . . . impervious to staining and smudging.

## 4. WILL CHANGES OR ADDITIONS BE MADE TO ORIGINAL?

Valuable drafting time is saved with Ozalid. Instead of altering your original . . . you can make your changes or additions on a translucent Ozalid print. New products—like Ozalid Strip Film—with a transparent adhesive base—can be used to transfer title blocks or sections from

one drawing or translucent Master to another.

## 5. WANT TO COMBINE ONE DRAWING WITH ANOTHER?

Assume that you wish to show the details of two or more drawings on one print—here's how easy it is: Make a transparent Ozalid film print of each drawing . . . then overlay these on a sheet of Ozalid sensitized paper and process.

You get a composite print—all details exactly as you want them. A big advantage in evaluating floor plans, work layouts, wiring diagrams, etc.

## 6. WANT TO ELIMINATE PRINT REPLACEMENT?

If grease and grime are a problem in the shop or field, make your work prints on durable Ozaplastic, which can be cleaned in seconds with a damp cloth.

## ALL OZALID PRINTS PRODUCED IN SAME MANNER

- ★ No tie-ups when you shift from one type of print production to another. Simply choose your Ozalid material . . . and your Ozalid Streamliner exposes and dry develops it. Standard work prints are produced in 25 seconds.
- ★ Your drawings can be up to 42 inches wide, any length. Roll stock or cut sheets can be used. (Special machines accommodate 54" wide drawings.)
- ★ You—or anyone else—can be the operator. A few hours and you're an "expert."
- ★ See *all* the Ozalid prints you make from any drawing . . . and learn full story.

Mail coupon today.



**OZALID** A Division of General Aniline & Film Corp., Johnson City, New York

DEPT. NO. 115

Gentlemen: Please send free copy of Ozalid Streamliner booklet containing samples of 10 types of Ozalid prints.

Name \_\_\_\_\_ Position \_\_\_\_\_

Company \_\_\_\_\_

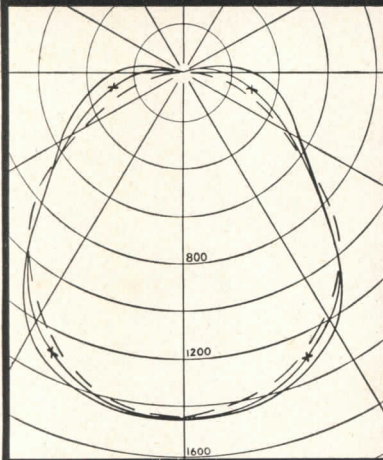
Address \_\_\_\_\_

Ozalid in Canada—Hughes Owens Co., Ltd., Montreal



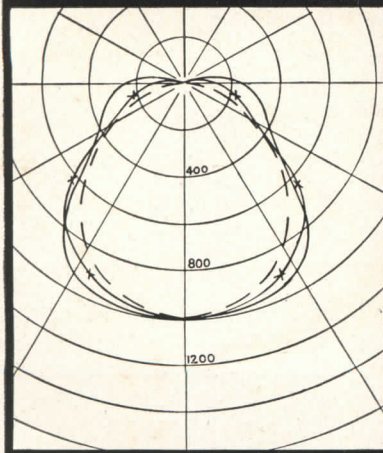
# NOW CURVED

Candlepower Distribution with three 40 watt 3500° white tubes, 2" O.C., tube centers 3/4" behind glass flange line.



— 90° TO FIXTURE AXIS  
 -x- 45° TO FIXTURE AXIS  
 - - - THROUGH FIXTURE AXIS

Candlepower Distribution with two 40-watt 3500° white tubes, 3" O.C., tube centers 3/4" behind glass flange line.




— 90° TO FIXTURE AXIS  
 -x- 45° TO FIXTURE AXIS  
 - - - THROUGH FIXTURE AXIS

Better Illumination ...

Better Light ...


Reduced Eye-Level Glare





# FLUR-O-GUIDE LENS PANELS

## By Corning for Controlled Fluorescent Lighting



Here is another product of Corning research which provides maximum light distribution on working areas, reduces glare in the eye-level zone, and provides truly attractive illumination. It is the new Corning Curved Lens Panel for *controlled* fluorescent lighting. Attractive in design and made of clear crystal glass, Corning Curved Lens Panels enable you to develop pleasing lighting systems with a high degree of design flexibility.

### Greater Working Comfort Through Controlled Fluorescent Lighting

Corning Curved Lens Panels focus most of the light straight down in the  $0^{\circ}$  to  $45^{\circ}$  zone for *greater working comfort*. (See distribution curves, opposite page.)

Prisms in the side area deflect light from the glare zone between  $45^{\circ}$  and  $90^{\circ}$ , and direct it upward, where it is useful in illuminating the ceiling. A new effect in fluorescent lighting design, this ceiling light minimizes light and dark contrasts and lends a pleasing appearance to the complete installation.

### Design Flexibility, Easy Installation

1. The only curved lens panels which are 11" wide and are well adapted for installation in standard 12" ceiling tile construction.
2. These are the only lens panels available in two styles: No. 540022, both ends open; No. 540023, one end closed. Having two styles provides you with opportunities to use these new FLUR-O-GUIDE Lens Panels either in continuous row or in separate fixtures. No cap is required over the glass end, thus permitting substantially dust free installations.
3. The lens panels are made of clear glass especially for illumination, providing greater transmission and better color quality.
4. Tubes mount lower in reflector permitting shallower fixtures and trimmer appearance.
5. Installations can be made quickly and easily.

### Corning Lightingware Answers All Commercial Lighting Requirements

Corning Glass Works is the only company which offers you lighting glassware that will meet any commercial requirement. ALBA-LITE and MONA-LITE, Corning's diffusing lightingware, are designed for use with fluorescent light sources. MONA-LITE may also be used with incandescent light sources. FLUR-O-Guide Lens Panels and Lenslites, Corning's prismatic lightingware, are also adapted for fluorescent or incandescent light sources. Corning lighting engineers are available for consultation on any requirements you may have. Call your nearest Corning office.




**CORNING GLASS WORKS • CORNING, N. Y.**

SALES OFFICES: NEW YORK • CHICAGO • SAN FRANCISCO

## LIGHTINGWARE



# Avoid "Weak Links" in your piping systems—



When you specify wrought iron pipe to lick some corrosion problem, assure 100% protection by specifying that the pipe nipples also must be wrought iron. Neglect of this simple precaution will leave weak spots in your lines, and set the stage for maintenance headaches.

## METHOD OF SPECIFICATION

Merely stating that the piping "system" is to be black or galvanized wrought iron is not enough; the use of wrought iron nipples should be specifically designated. This may be done by requiring that the wrought iron nipples shall be made of pipe conforming to the requirements of A.S.T.M. Specification A72-45, Federal Specification WW-P-441a, Navy Specification 44Pl1k, or any accredited proprietary specification.

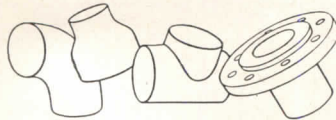
## WIDE RANGE OF SIZES

Byers Wrought Iron nipples, both standard weight and extra strong, are available in a wide range of sizes and lengths, either black or galvanized. They are manufactured from new, tested, full-weight wrought iron pipe in accordance with the standards established in the specifications of leading technical organizations. All nipples are furnished with right-hand threads unless otherwise specified; nipples with right and left-hand threads are also available. Nipples are furnished "close" or to length as specified.

## IDENTIFICATION

The word "Byers" and the weight—either "Std." or "X Stg." are machine stamped around the circumference of Byers Wrought Iron nipples. On close nipples, where it is impractical to stamp on the threads, a red band is used. These markings provide quick, positive identification of Byers Wrought Iron nipples, and help to avoid any danger of accidental substitution of non-durable nipples in the line.

## IN WELDED SYSTEMS USE WROUGHT IRON WELDING FITTINGS



Wrought iron welding fittings are available in a wide range of types and sizes from leading fitting manufacturers. Just contact your supplier.

Wrought iron nipples are also available from a number of manufacturers. The identification used on such nipples may be learned by consulting the supplier.

## INHERENT CORROSION RESISTANCE

The superior resistance of wrought iron nipples comes from the unique composition and structure of the material. Tiny threads of glass-like silicate slag, distributed through the body of high-purity iron, halt and "detour" corrosive attack, and so discourage pitting. The fibers also anchor the initial protective scale, which shields the underlying metal.

The best guide in applying wrought iron is a knowledge of its character and properties. The complete story is presented in the booklet, "The ABC's of Wrought Iron". Ask for a copy.

A. M. Byers Co., Pittsburgh, Pa.  
Established 1864. Boston, New York,  
Philadelphia, Washington, Atlanta,  
Chicago, St. Louis, Houston, Salt  
Lake City, Seattle, San Francisco.  
Export Division: New York, N.Y.

CORROSION COSTS YOU MORE THAN WROUGHT IRON

**BYERS**  
GENUINE WROUGHT IRON  
TUBULAR AND HOT ROLLED PRODUCTS  
ELECTRIC FURNACE QUALITY ALLOY AND STAINLESS STEEL PRODUCTS



# ARCHITECTURAL RECORD

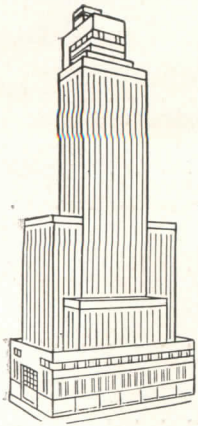


Copyright 1948 with all rights reserved F. W. DODGE CORPORATION • Publishing Director, Magazine Division, H. Judd Payne • EDITORS: Editor-in-Chief: Kenneth Kingsley Stowell, A.I.A.; Managing Editor, Emerson Goble; Senior Associate Editor, Douglas Haskell; Associate Editors, John W. Ragsdale, Florence A. van Wyck; Assistant Editor, Robert E. Fischer; Western Editor, Elisabeth Kendall Thompson; Associate in South America, Edmund J. Whiting, A.I.A. • ART DEPARTMENT: Myron S. Hall, 3rd, Director; Frances Torbert, Assistant; Peter Piening, Consultant; Sigman-Ward, Drafting • CONSULTANTS: Industry Relations Consultant, Thomas S. Holden; Statistical Consultant, Clyde Shute; Building Economics Consultant, Norbert Brown; Field Research Consultant, Clifford Dannels, Jr.


Architectural Record (combined with American Architect and Architecture) is published monthly by F. W. Dodge Corporation, 10 Ferry St., Concord, N. H., with Editorial and Executive Offices at 119 West 40th Street, New York, N. Y. Western Editorial Office, 2813 Channing Way, Berkeley, Calif. Thomas S. Holden, Pres.; Howard J. Barringer, Vice-Pres. and Treas.; Irving W. Hadsell, Vice-Pres.; Chauncey L. Williams, Vice-Pres.; Sanford D. Stockton, Jr., Secy.; Walter F. De Saix, Asst. Treas.; Edwin H. Freed, Asst. Treas. Member Audit Bureau of Circulation and Associated Business Papers, Inc. Architectural Record is indexed in Reader's Guide, Art Index and Industrial Arts Index. Subscription rates: United States and Possessions, Canada, Cuba, Mexico, Central and South America, and Spain, \$4.50 the year, \$7.50 for two years, \$9 for three years; elsewhere, \$6.50 the year, \$11.50 for two years, \$15 for three years. Single copy, \$1. Circulation Manager: Marshall T. Ginn. Every effort will be made to return material submitted for possible publication (if accompanied by stamped, addressed envelope), but the editors and the corporation will not be responsible for loss or damage. Other Dodge Services: Real Estate Record & Builders' Guide, Sweet's Files, Home Owners' Catalogs, Dodge Reports & Dodge Statistical Research Service.

<b>ARCHITECTS ANONYMOUS . . . . .</b>	<b>87</b>
An Editorial . . . by Kenneth K. Stowell	
<b>PITCHING A BOLD CURVE IN CONCRETE . . . . .</b>	<b>88</b>
Baseball Stadium at Cartagena, Colombia, South America. Gabriel Solano, Jorge Gaitan, Alvaro Ortega, Edgar Burbano, Architects	
<b>ARCHITECT'S OFFICE AND HOME COMBINED . . . . .</b>	<b>94</b>
Igor B. Polevitzky, Architect, Miami, Florida	
<b>ARCHITECT'S OFFICE IN A RURAL SETTING . . . . .</b>	<b>97</b>
J. Clarence Felciano, Architect, Santa Rosa, California	
<b>ARCHITECT'S OFFICE IN LIMITED SPACE . . . . .</b>	<b>100</b>
David J. Abrahams & Associates, Architects, Boston, Massachusetts	
<b>MODULAR LIBRARY UNDER CONSTRUCTION . . . . .</b>	<b>102</b>
The State College of Washington. John W. Maloney, Architect	
<b>ARIZONA HOUSE PLANNED FOR ENTERTAINMENT . . . . .</b>	<b>110</b>
House for Harold Rappaport, Tucson, Arizona. William and Sylvia Wilde, Design Consultants; William Wilde, Architect	
<b>"COMFORT AND BACKGROUND WITHOUT EXCESSIVE COST" . . . . .</b>	<b>116</b>
House for Dr. Rudolph von Urban, Carmel, California. George H. Woolsey, Architect	
<b>BUILDING TYPES STUDY NO. 139 . . . RESTAURANTS' . . . . .</b>	<b>119</b>
<b>THEY ARE PLANNED FOR ATMOSPHERE . . . . .</b>	<b>119</b>
<b>PROJECTS</b>	
Welch's Restaurant, Long Beach, Calif. L. M. Saunders, Designer . . . . .	120
Gwinn's Restaurant, Pasadena, Calif. Harold J. Bissner, Architect; Harold B. Zook, Architect . . . . .	126
Henrici's Restaurant, Merchandise Mart, Chicago. James F. Eppenstein & Raymond Schwab, Architects . . . . .	129
Downtown Club, Dallas, Texas. George Foster Harrell, Architect . . . . .	132
Gloucester House, West 51st Street, New York City. Francis Keally, Architect . . . . .	134
Ariston Restaurant, Mar del Plata, Argentina. Marcel Breuer, Carlos Coire and Eduardo F. Catalano, Architects . . . . .	136
Flight Bar, La Guardia Airport, New York. Lester C. Tichy, Architect . . . . .	140
<b>ARCHITECTURAL ENGINEERING . . . Technical News and Research . . . . .</b>	<b>143</b>
<b>LIGHT-WEIGHT AGGREGATES WIN NEW ATTENTION . . . . .</b>	<b>143</b>
<b>INDOOR-OUTDOOR PLANTING BEDS . . . . .</b>	<b>146</b>
By Henry B. Aul	
<b>PRODUCTS . . . for Better Building . . . . .</b>	<b>149</b>
<b>MANUFACTURERS' LITERATURE . . . . .</b>	<b>150</b>
<b>TIME-SAVER STANDARDS . . . . .</b>	<b>153</b>
Indoor-Outdoor Planting Beds Construction Details. By Henry B. Aul	
<b>THE RECORD REPORTS . . . News from the Field . . . . .</b>	<b>7</b>
<b>NEWS FROM CANADA . . . . .</b>	<b>18</b>
<b>CONSTRUCTION COST INDEXES . . . . .</b>	<b>26</b>
<b>REQUIRED READING . . . . .</b>	<b>28</b>
<b>EMPLOYMENT OPPORTUNITIES . . . . .</b>	<b>204</b>
<b>INDEX TO ADVERTISEMENTS . . . . .</b>	<b>220</b>
<b>COVER:</b> Flight Bar, La Guardia Airport; Lester C. Tichy, Architect. Photo by Ben Schnall	

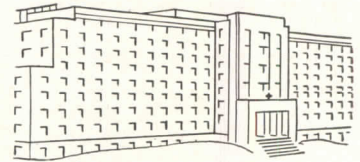




# 8 OUT OF 9 users



# Vote For Adjustable Flush Valves



Based upon 241 replies received in an unbiased survey conducted among 458 hospitals, schools, hotels, office buildings, and similar public and commercial buildings; lists supplied by publishers of leading trade magazines.

CERTAINLY men responsible for flush valve operating efficiency in buildings of all types are well qualified to recognize outstanding features of flush valve construction. Talk to such men, as this survey did, and you'll find the overwhelming majority prefer flush valves that are adjustable.

Previous surveys among architects and plumbing contractors told the same story. All down the line—among those who specify, those who install, and those who use flush valves—the verdict is almost unanimously in favor of the adjustable feature.

The reasons are clear. Only flush valves which are adjustable to the needs of each individual fixture can provide maximum water savings and operating efficiency in all cases. Only adjustable flush valves are fully capable of maintaining that efficiency despite years of service and changing operating conditions.

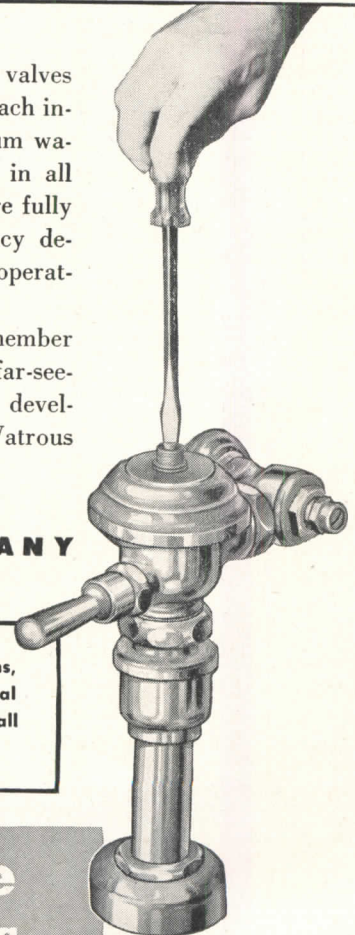
Here's an important point to remember about this adjustable feature. It was far-seeing Watrous engineering that first developed and pioneered the idea. All Watrous Flush Valves are adjustable.

**THE IMPERIAL BRASS MANUFACTURING COMPANY**  
1240 W. Harrison Street, Chicago 7, Illinois



For complete information on Watrous Flush Valves see Sweet's Catalog, or write for Catalog No. 448-A. Also ask for Bulletin 477 giving a summary of "Architects' Views on Flush Valve Applications."

A few additional words in your specifications, such as: "All flush valves shall have an external adjustment for length of flush," will bring all the above advantages.



# Watrous Adjustable Flush Valves

BOTH DIAPHRAGM AND PISTON TYPES



# THE RECORD REPORTS

## House Still Tangled on T-E-W Bill • New Data Released by Joint Committee • Consumer Buying Plans Studied • States and Cities Aid Housing

While the House Banking Committee hearings on the Senate's comprehensive housing bill still were in progress, federal statisticians, holding their stop watches on new home building, saw a healthy 1948 record in the offing. Even as they tallied up April "starts," they uncovered a new high—more dwelling units launched under FHA inspection than even last October's peak.

Their boom predictions for the year took no account of the housing bill itself: they knew that, whether or not the measure became law, it would have little effect on 1948 construction.

### Economic Role Stressed

In the midst of the House Banking Committee hearings on the bill came an analysis from the Congressional Joint Committee on the Economic Report which commented pointedly upon housing as a part of the over-all economic scene. Said the joint group:

"We recommend that the government do everything possible to stimulate research, to improve industry methods, to enact reasonable building codes, to eliminate monopoly controls in the material field, and to reduce labor union restrictions on housing. Furthermore, we recommend that government credit policies be so varied from time to time as to maintain as level a rate of construction as possible."

The Committee expressed favor for grants to local governments for urban redevelopment. It stated, however, that FHA mortgage insurance policies have been too liberal.

### A.I.A. Supports Bill

Presenting their statement in support of the T-E-W bill before Congress, the American Institute of Architects urged amendment of the Senate-passed version on several counts. A.I.A.'s case was written by Louis Justement, prominent Washington architect and chairman of the Urban Planning Committee. Recommendations were made for implementing the bill as it went over to the House, for giving it greater flexibility "in experimental use of its loan provisions." At the same time it was made clear that A.I.A. approval of the legislation was not conditioned on adoption of the changes offered. Institute suggestions:

1. Authorize the Federal Housing Administrator to begin experiments with

changed financing procedures. Set aside \$50 million for financing housing projects in this test. Results would serve as a pattern for a future housing program.

2. Bring the mortgage insurance provisions under Title II into line with realities of housing and building costs. Increase per-house cost limitations by at least 10 per cent.

3. Separate the administration of federal aid for urban redevelopment from the administration of the Housing Act. (A.I.A. objected to seeing the administration of this important function—slum clearance and urban redevelopment—made subordinate to housing.)

4. Resume public housing for low-income families, do not leave them to the "filtering down" process. "It would be inhuman," said Mr. Justement, "to completely ignore the housing needs of the low-income families for four or five years until vacancies approached normal. In the meantime, therefore, we favor an immediate resumption of public housing, on a substantial scale, as envisaged in this bill."

5. Raise cost limitations in the public housing section by at least 50 per cent. Construction costs have gone up over 100 per cent since the Housing Act was passed 10 years ago.

6. Increase reliance on Local Housing Authorities for initiation, planning, design and management of housing

projects. Restrict the Public Housing Administrator increasingly to the single function of extending federal financial assistance to these local authorities.

### House Stresses Basic Issues

The House hearings simmered down to these basic issues:

1. Should the federal government assume the responsibility of financing housing?

2. Were states and municipalities in a financial position to handle their own housing problems?

3. If the federal government should enter the housing business as prescribed by T-E-W, how far should it plunge?

Chairman Wolcott frequently reminded the committee members that these were the decisions facing them.

### Further Findings Released


As the life of the Joint Housing Committee was extended to complete its data and reports, additional findings and analysis came to light. For instance, there is a recommendation to require certain minimum standards in residences and to provide legislation to see that such requirements are carried out where federal funds are relied on to finance or insure home building.

A new section in the Federal Fair Trade Act is proposed to require that builders "provide the buyer with a bill of particulars setting forth the manner of construction and materials used." In case of a violation, the matter could be referred to the Federal Trade Commission just as in mislabeling of other products.

Among other proposals:


Withhold loans or insurance on homes unless constructed under the industry engineered plan;

(Continued on page 10)



—Drawn for the RECORD by Alan Dunn





Residence of Dr. and Mrs. L. L. Weber,  
Philadelphia, Pa. Architect: Jesse Sterler.  
Builder: Meyer Gussman.

Another example of the wide application of Lupton Metal Windows is shown in this physician's office and home. Here, Lupton Metal Casements provide all the benefits of modern window construction. With Lupton Casements, air flow is easily controlled by attractive Roto-operators located at the sill. Extended hinges permit cleaning all glass from inside the room. Neat, metal frame screens or glass insulating panels can be easily attached on the inside of the window. There is a Lupton Metal Window for every type building—industrial, commercial, residential. Write for our catalog or see it in Sweet's.

MICHAEL FLYNN MANUFACTURING CO.  
700 East Godfrey Avenue, Philadelphia 24, Penna.  
*Member of the Metal Window Institute*


# LUPTON

## METAL WINDOWS



This handle controls the flow—  
does not change  
the temperature.

This handle controls temper-  
ature only—can  
be left at any  
desired setting



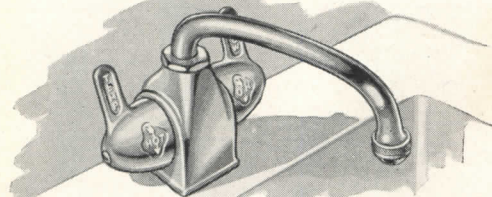
Tempered water without

*handle  
juggling*


# INTRODUCING

A REVOLUTIONARY NEW  
FORGED BRASS FAUCET!

★ LAVATORY MODEL—ILLUSTRATED ABOVE



★ SWING SPOUT FOR KITCHENS AND RESTAURANTS



★ INSTITUTIONAL SWING SPOUT MODEL FOR  
LABORATORIES, BEAUTY SHOPS, HOSPITALS,  
BARBER SHOPS, ETC.

## No Other Faucet Combines These Features

1. Independent handles for temperature and flow.
2. Users report temperature control to within  $\frac{1}{2}^{\circ}$  F. (with pressure balancer).
3. All forged brass—heavy chrome finish.
4. "O" Ring packing throughout.
5. Finger-touch "Maytag" seal — replaces old type washer.
6. Handles can be controlled by wrist action.
7. User can tell relative temperature by the position of the temperature handle.
8. Adaptable to any deck installation with a  $1\text{-}1/16$ " hole or larger.
9. Pays for itself by saving hot water.
10. Where necessary, temperature handle may be locked in any position.

WRITE FOR COMPLETE LITERATURE





## THE RECORD REPORTS

(Continued from page 7)

Amend existing financial rules to stimulate purchases of low-cost prefabricated homes;

Approve no loans or insurance until municipalities adopt uniform performance type of building codes and amend their license and permit regulations so that they no longer penalize industrialized housing.

This pointed conclusion is made on plumbing: "There are apparently many things in the plumbing supply industry which need correction. The inquiry should be reopened and every factor of this tightly held branch of the construction industry gone into from the several aspects of productivity, distribution, prices, and profits."

### More Information Urged

Authority and funds to gather and supply data regularly should be provided the various federal agencies, says this analysis of testimony and studies made for the Committee by its staff. Specifically:

HHFA should report monthly on the financing of housing.

The Census Bureau should report fully on all phases of housing in the 1950 census and each 10 years thereafter.

Commerce Department should complete this year or next the research into development of a uniform plumbing



Another view (the parking entrance) of Bullock's Palm Springs store, shown in detail on pp.123-127 of the April RECORD. Walter Wurdeman and Welton Becket, A.I.A., Architects

code, should develop a uniform heating code, and make a cost-reduction study to include, among other things, improvements in distribution of building materials and equipment.

### Report Made on Surplus

The story of surplus domestic real property in the years following the war has been told by the Senate Committee on Expenditures in Executive Departments as a result of its investigation of surplus disposal. This property, which originally cost \$9.2 billion, constituted 23 per cent of our total domestic surpluses of war-acquired goods. It consisted of plants, airfields, shipyards, military and naval training bases, etc.



The bulk of the property was made up chiefly of industrial plants to increase

the output of aluminum, steel, magnesium, and other war goods. A total of 1257 war plants, costing \$5.5 billion, have been declared surplus, of which 770 have been disposed of. The government realized 39 per cent of the acquisition cost. Disposal of the war plants had been one of the slowest and most difficult phases of the surplus program. Over one half of the total value of the remaining undisposed-of surplus is real property.

### Consumer Buying Plans Studied

In a survey taken during the first 10 weeks this year the Federal Reserve Board found that consumers expressed intentions to maintain buying of houses, automobiles, and other durable goods at approximately the high levels of 1947.

(Continued on page 12)



National Teachers' Schools, Mexico City, designed by Mario Pani, can handle more than 11,000 students in two shifts. Main auditorium (two smaller photos at right) seats 650, has a stage specially constructed to accommodate either large or small functions. The fore-stage can be isolated by a curtain, and its floor can be unmounted. Auditorium is finished in Flexwood, has bronze and iron windows. The school was presented in more detail in the July, 1947 ARCHITECTURAL RECORD when still under construction



**Good light...plus ceiling patterns as desired—  
CEILINGS UNLIMITED\***


Miller Fluorescent Troffer Lighting Systems have boundless versatility of application. You can install them to form ceiling patterns as desired. Modernize old interiors. Tops for new construction. They give you not only good light, but the plus benefit of CEILINGS UNLIMITED.

**Miller Lighting Service is all-inclusive. It covers the needs of Planned Commercial and Industrial Lighting.**

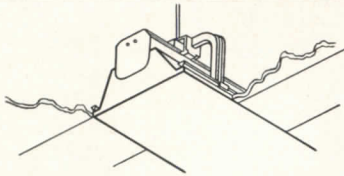
Miller 50 and 100 Foot Candles (Continuous Wireway Fluorescent Lighting Systems) are standard for general factory lighting. Miller incandescent and mercury vapor reflector equipment has broad factory and commercial application.

Miller field engineers and distributors conveniently located, are at your call


\*Reg. Trademark U. S. Pat. Off.



Classroom—Architects: Allen and Edwin Kramer, N. Y.



Miller Ceiling Furring Hanger (patented) simplifies installation. Continuous wireway cuts wiring, fitting costs. Bonderized units resist rust. Accessible parts . . . easy service.



*Chernysheff*


**THE MILLER COMPANY**  
SINCE 1844  
ILLUMINATING DIVISION, MERIDEN, CONNECTICUT

ILLUMINATING DIVISION: Fluorescent, Incandescent, Mercury Lighting Equipment; HEATING PRODUCTS DIVISION: Domestic Oil Burners and Liquid-Fuel Devices; ROLLING MILL DIVISION: Phosphor Bronze and Brass in Sheets, Strips and Rolls

**4**



Planning a  
**Chemical Plant  
 Oil Refinery  
 Paper Mill?**  
 ... or an addition



**You can now get  
 ASBESTONE**

**Asbestos-Cement Corrugated Roofing & Siding**

—the lifetime roofing and siding that's fireproof and corrosion-proof. Asbestone can't be damaged by weather, rats, or termites. No painting. No upkeep.

Here are a few of the many prominent users:

- LONE STAR CEMENT CORP.
- CALIFORNIA OIL CO.
- CHAMPION PAPER and FIBRE CO.
- ETHYL CORPORATION
- FREEMPORT SULPHUR CO.
- NEW ORLEANS PUBLIC SERVICE
- MOBILE PAPER MILL CO.
- CROSBY CHEMICALS, INC.
- STANDARD OIL OF N. J.
- UNIVERSAL ATLAS CEMENT CO.

**Why we can assure you early delivery**

We are concentrating on production of this single industrial product. Stocks are now ample to make some immediate shipments. Free Engineering Service, available on request, shows how Asbestone can be adapted to your needs.

**ASBESTONE CORPORATION**

5300 TCHOUPITOUHAS STREET NEW ORLEANS 15, LA.

*Specialists in Asbestos-Cement Building  
 Products for over 25 Years*

**THE RECORD REPORTS**

*(Continued from page 10)*

This finding is from the third annual determination of the financial position of consumers and makes available the status, buying plans and general outlook of consumer spending units.

However, the Board points out that total prospective demand for houses was somewhat lower in early 1948 than in the previous year and still lower than intentions to buy in 1946, with the decline most marked in the case of incomes below \$2000. Still, buying plans for new houses were larger than the estimated number of completions of new houses for owner-occupancy in 1948. More than a million said they would or probably would buy new houses, and almost half were willing to pay more than \$75,000.

About three-fourths of the 1948 demand came from those who did not own homes. Not quite one-fourth were present home owners. Veterans of World War II continued to be important prospects, although the difference between veteran and non-veteran in total intentions was found to be narrowing.

The Reserve Board reported that about 2.2 million consumers bought new or existing houses in 1947, spending roughly \$15 billion. About 40 per cent of the buyers were World War II veterans; 9 per cent of veteran consumers bought, compared to 4 per cent of non-veteran.


**States Aid Housing**

Nine states now have enacted laws for state-financed aid to home building, in all but two cases specifically for veterans' temporary or permanent housing. A breakdown of the information gathered by the National Association of Housing Officials shows that New York ranks first in accomplishment and volume of work scheduled. It had nine low-rent public housing developments completed and occupied on Feb. 1, 1948, 10 others under construction, and 20 in the planning stage. New Jersey provides \$41 million for aid to municipalities and colleges for veterans' housing, and Connecticut \$5.5 million with a \$15 million guarantee of local bonds. Other states include Illinois, Massachusetts, Wisconsin, New Hampshire, California and Ohio.

Ten cities have set up programs in which neither state nor federal aid is involved, the Association finds. Some are for direct construction or financing of redevelopment; others give tax concessions or donate sites. Included are Chicago, Detroit, Indianapolis, Milwaukee, Minneapolis, New York City, Providence, Rochester, St. Louis and Yonkers (New York).

*(Continued on page 14)*





FLUSH TYPE  
FUSE PULLER SWITCH

**I**t's good  
electrical  
practice

to combine all residential electrical circuits in one panel, rather than use an assortment of individual units.


## It's good Electrical Practice ...

to install a Trumbull Fuse Puller Switch, the residential panel for main, range and lighting circuit protection, with terminals for water heater connection.

There's plenty of wiring room. With top, bottom and side gutters entirely open, and the switch interior removable (simply by loosening one screw), Trumbull Fuse Puller service equipment is easy to wire. Easy to buy, too—the combination of circuits in each device represents a considerable saving compared with the cost of the same circuits purchased separately.

Whatever the specifications call for—switches, control centers, distribution systems—it's always good electrical practice to specify Trumbull, the name that safeguards *your* safe practice. THE TRUMBULL ELECTRIC MANUFACTURING CO., Plainville, Conn. Other factories and offices throughout the U. S. Foreign representation.


TRUMBULL  ELECTRIC



SURFACE TYPE  
FUSE PULLER SWITCH

MEN WHO OBSERVE THE  
BEST PRACTICES MAKE  
IT A PRACTICE TO USE  
**TRUMBULL**






The Case of the  
**SQUARE  
COLUMNS**

U. S. Post Office and Courthouse, Athens, Ga.  
U. S. Treasury Dept., Architects  
A. Farnell Blair, General Contractor

The use of solid blocks of marble to form square columns in conjunction with an over-all Georgia Marble building created an imposing effect of great strength, dignity and beauty. This building is another striking illustration of the adaptability of "The Marble with the Sparkling Crystal" to modern building conditions.



**HELPFUL INFORMATION FOR YOU**

Next time you are considering a project incorporating marble, write to our nearest sales and service office stating the type of building. We will send you a specially prepared file containing detail sheets and other information of interest and value.

# GEORGIA MARBLE

*The Marble with the Sparkling Crystal*

Produced by THE GEORGIA MARBLE COMPANY of Tate, Georgia

Sales and Service Offices • NEW YORK, N. Y. • WASHINGTON, D. C. • CLEVELAND, O. • PHILADELPHIA, PA. • BRIGHTON, MASS. • ROCHESTER, N. Y. • ATLANTA, GA.

## THE RECORD REPORTS

(Continued from page 12)

Eight cities provide for planning of redevelopment: Baltimore, Minneapolis, Philadelphia, Pittsburgh, Providence, Richmond (Calif.), St. Louis and San Francisco. Five have set up special housing offices or agencies: Dearborn, Denver, New Orleans, San Jose and Toledo.

### Synthetic Fuel Plants

In addition to synthetic liquid fuel demonstration plants for extraction of oil from coal and oil shale as a means of helping out the national oil shortage, Congress this year took up legislation to stimulate construction by private industry of commercial-sized plants in this field. Under the bill, RFC is authorized to loan up to \$350,000,000 for this purpose; it can provide aid for "as many plants as are required to furnish an adequate basis upon which to develop a rapidly expandable and technologically advanced synthetic liquid fuel industry."

If private industry fails to build the plants, RFC is given power to build and operate the plants under contracts with private industry.

### Other Federal Developments

Other activities in the National Capital of interest to construction include:

1. New laws this year provide for a \$25 million building for the General Accounting Office in Washington and for a courthouse to accommodate the U. S. Court of Appeals and the U. S. District Court in the District of Columbia.

2. Other legislation would set \$250,000 as the minimum on the annual construction allotment for any state under the Hospital Construction Act. This would affect Wyoming, Nevada, Delaware, Vermont, Montana, Alaska and Hawaii. Another bill would continue as eligible under the act those states which had failed to enact required measures in time and would make them eligible upon such enactment.

3. The Veterans Administration has warned veterans, builders and lenders against making or accepting so-called "side payments" in the sale of home properties through GI loans, pointing out that such payments are a direct violation of law and subject offenders to prosecution.



### ON THE CALENDAR

Through July 25: "The Architectural Masterpieces of Louis Sullivan," an exhibition of photographic enlargements, Museum of Modern Art, New York City.

(Continued on page 16)



# Rolling Steel Doors

*Manually • Mechanically • Power Operated*

Vertically opening Rolling Steel Doors offer many operating advantages in addition to providing greater protection and longer life. In Mahon Rolling Steel Doors you get all of these advantages plus a greater door value . . . this is immediately apparent if you check the details of construction, and the materials employed, against any other door of this type. You will find that Mahon Rolling Steel Doors are designed and built to give trouble-free service for a longer period of time. See Mahon Insert in Sweet's File for complete information, details and specifications.

**T H E R . C . M A H O N C O M P A N Y**

Detroit 11, Michigan • Western Sales Division, Chicago 4, Illinois

*Representatives in All Principal Cities*

Manufacturers of Rolling Steel Doors, Grilles, and Underwriters' Labeled Rolling Steel Doors and Fire Shutters, and Mahon Steel Deck for Roofs, Sidewalls, Partitions, Acoustical Ceilings, Permanent Floor Forms.

One of Two Mahon Rolling Steel Doors Selected for Two Openings 30' x 30' in the General Electric Test Cell Building, Lynn, Mass. Turner Construction Company, General Contractors.



ROLLING STEEL DOORS, SHUTTERS AND GRILLES TO MEET EVERY REQUIREMENT

# MAHON



~it's from H E R E

to H E R E



● It's an easy matter to define the "comfort zone" in a plant. It's that eight or ten feet above the floor that must be heated for employee comfort. But it's quite another matter to heat it economically and effectively when thirty feet of air space extend above it to the roof.


Such a problem faced the Minweld Steel Company in its new fabricating plant in Pittsburgh—and a Dravo Counterflo Heater solved it for them.

This powerful unit discharges warm air above the heads of the workers, circulates it through the working area, and returns it without drafts to the base of the heater for reheating and recirculating. This method maintains uniform heat throughout the 6,500 square foot working area—even though two 19-foot square truck doors open at each end, and metal-siding walls are broken by an abundance of windows.



Installation of the self-contained Dravo Counterflo Heater required only a fuel line, a power line and a small venting stack—no boiler room or piping. Ductwork, too, is unnecessary because capacity is ample to blanket a radius of 250 feet completely and evenly with warm air. The unit is entirely automatic . . . it is shut off at night—and at 6 A.M. the watchman simply flips a switch and the plant is warm fifteen minutes later.

Bulletin IU-516 contains valuable information about the Dravo Counterflo Heater which you can apply to your own heating problems. Write for it, Heating Section, Dravo Corporation, Dravo Building, Pittsburgh 22, Pa.



*In a fabricating plant such as Minweld Steel Company, man-hours and efficiency are vitally important. "In a recent two week period," Owner William Minnotte says, "we estimated a saving of twenty man-hours because our men didn't have to stop work and try to get warm around old-fashioned coal stoves. Increased productivity, of course, is also tied to the increased comfort of our employees."*

Dravo also manufactures the DRAVO CRANE CAB COOLER for air conditioning hot-metal crane cabs

## DRAVO CORPORATION

PITTSBURGH • CLEVELAND • PHILADELPHIA • DETROIT • NEW YORK  
CHICAGO • ATLANTA • BOSTON

Sales Representatives in Principal Cities

Mfd. and sold in Canada by: Marine Industries, Ltd., Sorel, Quebec



## THE RECORD REPORTS

(Continued from page 14)

July 6-10: 2nd International Store Modernization Show, Grand Central Palace, New York City.

July 21-23: Summer Convention, American Society of Civil Engineers, Olympic Hotel, Seattle, Wash.

Aug. 2-27: 2nd Annual Silversmithing Workshop Conference for teachers, Rhode Island School of Design, Providence, R. I.

Aug. 4-8: 2nd Annual Pacific Northwest Arts and Crafts Fair, Bellevue, Wash.

Sept. 24-Oct. 2: Nation-wide Fall Home Fashions Festival, sponsored by National Retail Furniture Assn.

Sept. 27-Oct. 1: 3rd National Plastics Exposition, Grand Central Palace, New York City.

### ARCHITECTS, CONTRACTORS

#### FORM JOINT COMMITTEE

The American Institute of Architects and The Associated General Contractors of America have established a joint committee to consider problems in building construction which are of mutual concern to architects, contractors and the public. The committee will be known as the National Joint Cooperative Committee of the A.I.A. and the A.G.C.

The two associations have worked together for a number of years on such matters as standard contract provisions, simplified specifications and recommended bidding practices. Recently they developed and published jointly "A Suggested Guide to Bidding Procedure," which establishes standards for obtaining bids that eliminate waste and misunderstanding that might lead to unexpected costs for the owner.

A.I.A. members of the joint committee are: James R. Edmunds, Jr., of Baltimore, Md., a past president of the Institute, (co-chairman); Edward G. Conrad, Cleveland, Ohio; and Harry B. Tour, Knoxville, Tenn. All three men are members of the A.I.A. Committee on Industrial Relations, of which Mr. Edmunds is chairman.

Members of the A.G.C. designated as joint committee members are: Walter L. Couse, Detroit, Mich., a past chairman of the Building Contractors' Division of the A.G.C. (co-chairman); A. L. Atherton, Seattle, Wash., present chairman of the A.G.C. Building Contractors' Division; and William Muirhead, Durham, N.C., a past president and present secretary-treasurer of the A.G.C.

Edmund R. Purves, director of Public and Professional Relations for the A.I.A., and W. A. Snow, manager of the Building Contractors' Division of the A.G.C., will act as co-secretaries.

(News continued on page 158)




Build a stairway of Cork  
in your dream house



Staircase photographed in the home of Ralph Pomerance, Architect, Cos Cob, Connecticut

"I've found my cork staircase an exciting step forward in comfortable living," says Ralph Pomerance prominent New York Architect.



Going to build your dream house soon? Or remodel your present one? Then a Cork Staircase should also head your list of "musts." Cork's the staircase that's quiet...that'll last for years and keep its youth. Your architect or contractor can tell you about them, and, of course, will recommend Corinco Cork Staircases. In case you want to think about Cork Staircases on your own, mail us the coupon below for our free folder called "Stairway of the Stars." Keep it in your home planning portfolio.



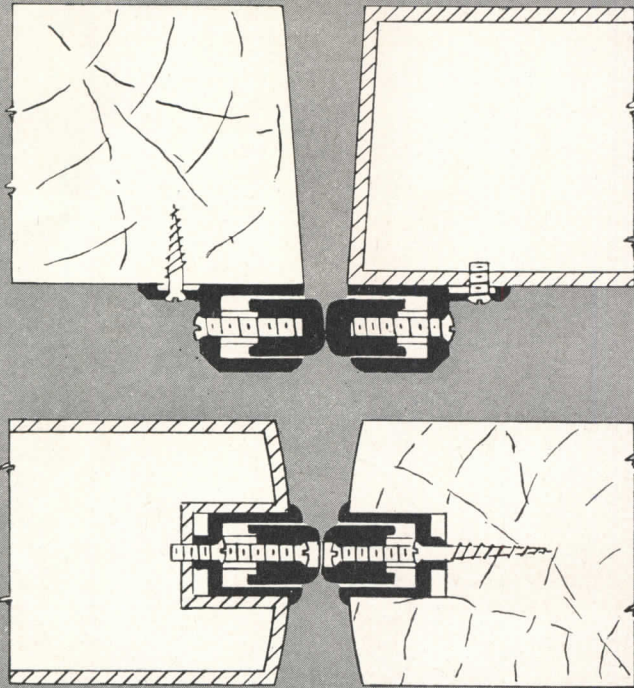
CORK INSULATION CO., 155 E. 44th St., New York 17, N.Y.  
Gentlemen: Dept. R7

I am interested in learning more about CORINCO Cork Staircases. Please send me, free of charge, and without obligation, your booklet, "Stairway of the Stars."

Name \_\_\_\_\_  
Street \_\_\_\_\_  
City \_\_\_\_\_ State \_\_\_\_\_



# MICHAELS Astragals



Write today for information and prices on Michaels Adjustable Astragals. Made of extruded bronze, aluminum or nickel, they are simple, practical, rugged, easily installed and adjusted, and available in several styles. Two are shown above. Type A (top illustration) may be applied to either wood or hollow metal bevel doors. Also used as a stop bead. Type E (lower illustration) is for bullnose hollow metal or wood double doors. Both types may be used at the bottom of doors. Michaels Astragals help keep doors closed tightly . . . eliminate drafts and air currents . . . keep out dirt and dust. Write for details. Astragals are only one of many items in the Michaels line. So whatever building product you need, if it's made of metal, we may have it or can make it.

## MICHAELS PRODUCTS


- |                                 |                                   |
|---------------------------------|-----------------------------------|
| Bank Screens and Partitions     | Astragals (adjustable)            |
| Welded Bronze Doors             | Stair Railings (cast and wrought) |
| Elevator Doors                  | Wrought and Cast Radiator Grilles |
| Store Fronts                    | Grilles and Wickets               |
| Lettering                       | Kick and Push Plates              |
| Check Desks (standing and wall) | Push Bars                         |
| Lamp Standards                  | Cast Thresholds                   |
| • Marquises                     | Extruded Thresholds               |
| Tablets and Signs               | MI-CO Parking Meters •            |
| Name Plates                     | Museum Trophy Cases               |

The MICHAELS ART BRONZE COMPANY, 234 Scott St., Covington, Ky.

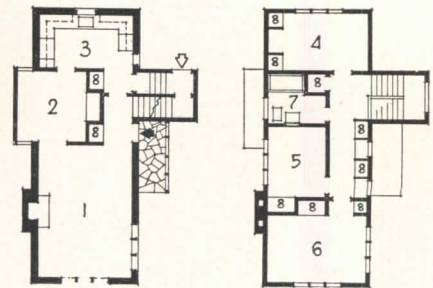
Member of the National Association of Ornamental Nonferrous Metals Manufacturers

## NEWS FROM CANADA

By John Caulfield Smith



Number 12 in the series of London Chapter small home designs. Key to plans below: 1, living room; 2, dining room; 3, kitchen; 4-6, bedrooms; 7, bathroom; 8 closet



### London Chapter Houses

A valuable public service has been performed by the London Chapter, Ontario Association of Architects. Without thought of personal gain, its members have prepared a series of house designs to meet a wide range of family needs. In doing so they assist persons who, possibly for financial reasons, would not ordinarily consult an architect, and help achieve a high standard of residential design in their community.

Sketch designs and descriptions have been published in the London Free Press, and residents may obtain three sets of plans and specifications for any house from the London City Hall. The nominal sum of \$10 is charged to cover blue-printing costs. While the service provided by the Chapter is intended to be purely local in scope, chapter members hope the example set will be followed by architects in other communities.

### Foreclosure Era Ahead?




Criticism of current government home loan policies has been voiced by R. H. Reid, president of the Dominion Mortgage & Investment Association. The Association's membership is composed of over 50 loan, trust and insurance companies, whose billions of dollars of assets form a pool of mortgage money on which Canadians are drawing extensively.

In addressing the annual meeting of

(Continued on page 20)



Safe  
and Sound



## SHUTLBRAK

### ENCLOSED SAFETY SWITCH

YOU'LL FIND ALL THE REQUIREMENTS for safety and dependability in the improved FA Shutlbrak Switch. It's a high quality, heavy duty industrial switch that is ideal for motor control, service entrance or for any job requiring an operating switch that is *safe and sound*.

This safety type FA Shutlbrak Enclosed Switch has the popular safety feature of interlocking fuse doors. The fuse compartment doors automatically lock when the current is "on" . . . fuses being accessible only when the switch is "off." (An intermediate position of the operating handle permits access by an authorized person.)

Embodying the latest in design and construction, the FA Shutlbrak Switch gives long-lasting, economical service . . . principally because of its split-second speed of operation; its new shuttle mechanism that gives quick make and break connections; heavily silvered copper contacts that roll under pressure and actually improve with use; and new clamp-type fuseholders and solderless pressure connectors that assure years of trouble-free service.

Add up all of these features and it's easy to see why the FA Shutlbrak Switch is dubbed *safe and sound*.

Capacities: 30 to 1200 amps., 250 volts AC or DC; and 575 volts AC in 2, 3 and 4 poles. See your FA Representative for more details or write for Bulletin No. 501.




Frank Adam Electric Co.

ST. LOUIS 13, MISSOURI

Makers of BUSDUCT • PANELBOARDS • SWITCHBOARDS • SERVICE EQUIPMENT • SAFETY SWITCHES • LOAD CENTERS • QUIKHETER



# Riveted *for Safety*



## Bowstring Trusses *by*



**R**IVETING in truss fabrication means positive security and above all simplicity in the finer phases of steel construction.

The Bowstring Truss, a truly original Mesker development, provides greater strength and flexibility to meet every requirement of industrial or commercial construction, wherever clear floor space is required.

**T**HE Mesker Bowstring Truss design eliminates columns. Greater floor space and the resulting finer appearances are but another feature of Mesker design. Mesker in truss fabrication, means safety, means better and standardized construction.

Mesker Steel prefabricated products are superior in every field — a true fact you expect from one of the oldest fabricators in the country.

WRITE TODAY  
FOR CATALOG  
AND FREE  
DESIGN  
INFORMATION

GEO. L.

**MESKER**

**STEEL CORP.**

EVANSVILLE 8, INDIANA

## NEWS FROM CANADA

(Continued from page 18)

the Association, Mr. Reid said: "From an immediate political standpoint, it is very attractive to governments to encourage and facilitate increased home ownership through easement in purchase terms. From past experience, the lending institutions know the almost certain consequences all too well. It appears inevitable that, at some period in the not too distant future, there will be a substantial decline in the real estate market. All too little consideration is being given by government authorities to the repercussions that will follow when slender equities disappear and indebtedness exceeds the market value of the home owners' property."

It may be that Mr. Reid had the government of Ontario particularly in mind. To reduce the size of down payments on newly built houses it recently made second mortgage financing available on very easy terms. Loans may be made for not more than half the required down payment, and may not exceed \$1250. They bear 3½ per cent interest, in contrast to the 5 to 10 per cent charged on second mortgages obtained through normal channels.

### Rental Insurance Offered

Canada built only half the rental housing it required in 1947. Allowance of double depreciation for income tax purposes on this type of accommodation was insufficient inducement to augment its supply. Accordingly, the Central Mortgage & Housing Corporation has taken a new tack.

The Corporation — the Dominion Government agency in the shelter field — proposes to introduce rental insurance. In amendments to the National Housing Act it seeks to guarantee investors against loss on new rental housing and to encourage lending institutions to make generous loans on such projects.

To qualify for rental insurance, a project must contain eight or more dwelling units averaging at least 1½ bedrooms apiece. If the owner agrees to accept an approved rental for the first three years following completion, the Corporation will issue a contract for 85 per cent of the approved rental. The premium rate and policy period are yet to be established. What is guaranteed is an income large enough to pay carrying charges plus a 2 per cent return on the investment.


To show how the scheme would work, take the case of a 1½-bedroom suite in a new apartment house. On agreeing to accept a rental of \$80 per month (maximum allowable on a fully serviced basis),

(Continued on page 174)



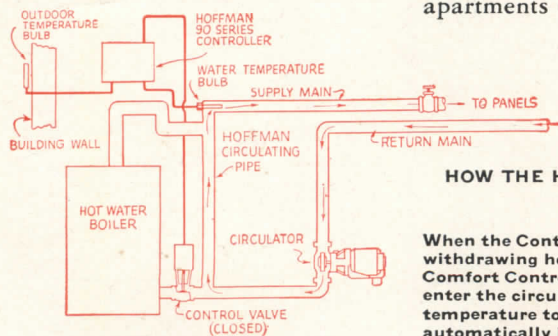

# MIRACLE CONTROLLER

...Automatically balances water temp. with weather



**A Mechanical BRAIN that precisely controls admission of heat to continuously circulating water—in amounts to exactly offset heat losses**

That is what heating engineers sought to do for years—that is exactly what Hoffman's Series 90 Controller adds to *any* hot water heating system—having either panels, baseboards or radiators. The Series 90 Controller is *sensational in its automatic maintenance of even room temperature . . .* in its ability to conserve fuel by completely eliminating wasteful over-heating, such as occurs in the ordinary intermittent type operation. These features and advantages of Hoffman Controls are an asset you should use in closing contracts for new radiant heating projects and remodeling jobs. *Zoning* of apartments or sections of large residences to suit personal preference or functional activities of the building may be obtained with Series 90 Systems. The diagram at left shows the basic operating principle of this system. Thousands of installations now in operation acclaim its merits.



### HOW THE HOFFMAN SERIES 90 SYSTEM COMBINES CONTINUOUS CIRCULATION WITH WATER TEMPERATURE CONTROL

When the Control Valve is closed, continuously circulating water by-passes the boiler without withdrawing heat. When water has lost heat, as noted by the Water Temperature Bulb, the Comfort Controller slowly opens the Control Valve, permitting hot water from the boiler to enter the circulating stream. When sufficient hot water has been admitted to restore the proper temperature to the circulating water, the Valve is closed automatically in anticipation of weather changes.

HOFFMAN SPECIALTY COMPANY, Dept. AR7, 1001 York St., Indianapolis 7, Ind.

# HOFFMAN SERIES 90

## Hot Water System Controls



Guardian of your Fuel and Comfort



**FIRST AGAIN** with the world's  
**FIRST ELECTRONIC** signal control elevators



OTIS engineers, who were working on electronics before World War II, have applied the magic of this new science to improve Signal Control operation. As a result, you can now summon an elevator by simply *touching* a plastic arrow in the landing fixture.

The instant your finger contacts a 'touch button' a directional arrow lights up. The light shows that your call has been registered. As the elevator approaches your floor the overhead lantern also lights up. Both lights remain aglow until the car has stopped, you have entered, and the doors have closed. It's all controlled electronically.


Otis Electronic Signal Control gives you continuous and visible evidence that it has received and remembered your call — evidence that is pleasantly and attractively reassuring.

Otis Elevator Company. Offices in all principal cities.


AS ALWAYS, OTIS LEADS THE WAY . . .



in New York's FIRST postwar skyscraper



The first installation of OTIS Electronic Signal Control can be seen in the Universal Pictures Building, 445 Park Avenue, New York City. It operates the four local and four express elevators that serve 21 floors and a penthouse. OTIS Electronic Signal Control is applicable to all elevators. But for the immediate present, it will be confined to large buildings where elevators travel at speeds of 500 feet per minute or more.



**ELECTRONIC SIGNAL CONTROL**  
**ELEVATORS**

THIS TIME WITH THE MAGIC OF MODERN ELECTRONICS



# Oil heat most desirable for apartments, too!



AS the designer of many of New York's finest apartment buildings, Mr. Pelham sets high standards for heating performance — and finds he can always achieve the results he desires with oil burners. Modern oil heating contributes to cleanliness, good health and the comfort of the building occupants as well as to substantial economies in operating costs.

An ever-growing number of other prominent architects and engineers voices the same opinion — and chooses oil heat for greater efficiency, to end ash and noise nuisance, for automatically adjusting heat delivered to fluctuating demand without waste, for relieving employee man hours for other duties.

And in oil heating, Petro can be relied on to make such benefits a certainty. Its reliability is backed by the resources of the country's largest, oldest, exclusive manufacturer of oil heating equipment. With its thermal viscosity control, a Petro automatically burns lowest-cost oils at high combustion efficiency. We invite you to consult Petro on every oil heat requirement.

**PETRO**  
REG. U.S. PAT. OFF.  
cuts steam costs

One of New York's outstanding architects, George Fred Pelham, 2nd, is the designer of many of the city's finest apartment houses. In 1941, he was awarded the A.I.A. medal for fireproof apartment structures. Based on long experience with the use of oil heating in hundreds of buildings, Mr. Pelham makes these observations:

*"I have found oil burners to be the most desirable method of heating modern apartment houses. The elimination of ash handling alone results in increased cleanliness and a substantial reduction in employee man hours. I have found this method of heating to be the most satisfactory in performance for both the tenants and my clients."*

**INDUSTRIAL MODELS:** No. 5 or No. 6 fuel oil; manual, semi-automatic or automatic operation; 8 sizes to 450 bhp. Thermal Viscosity preheating.

**DOMESTIC MODELS:** No. 3 or lighter oils; "conversion" and combination-unit types, 7 sizes. Patented "Tubular Atomization."


**FULL DATA** on Petro Industrial Burners are in catalog files of Sweet's and Domestic Engineering. Details on Petro Domestic Burners available in separate catalog. Copy of either sent gladly on request.





*Fit for a Princess!*

NO. 4221 PRINCESS  
PRINCESS 4421 PULL



for the *Extra Something* that sets a home apart  
*Specify STANLEY Cabinet Hardware!*

There's a style and finish to Stanley Cabinet Hardware that sets it apart as something special right from the start. Nationally known industrial designers styled it. Stanley engineers spent years of research and testing to perfect it.

The result: a line of cabinet hardware that is smoother working, longer lasting and easier to

install . . . and by all odds the most beautiful.

Stanley Cabinet Hardware is a little extra touch that can add a great deal to the homes you build. Specify it. A descriptive folder showing the complete line gives full details. The Stanley Works, Cabinet Hardware Department, New Britain, Conn.




Pat. Applied For

Unique new "trigger" latch has a friction sleeve which adapts itself automatically to doors from  $\frac{3}{4}$  inch to  $1\frac{1}{8}$  inches thick. A Stanley "exclusive"!



Latch thumb pieces molded of sparkling, durable plastics—red or black—give unusual beauty to this modern hardware. Latch 4220 also furnished with chrome thumb piece.



**STANLEY**

Reg. U.S. Pat. Off.

HARDWARE • HAND TOOLS • ELECTRIC TOOLS



# CONSTRUCTION COST INDEXES — Labor and Materials

United States average 1926—1929 = 100

Presented by Clyde Shute, manager, Statistical and Research Division, F. W. Dodge Corporation, from data compiled by E. H. Boeckh & Associates, Inc.

## NEW YORK

## ATLANTA

Period	Residential		Apts., Hotels, Office Bldgs. Brick and Concr.	Commercial and Factory Buildings		Residential		Apts., Hotels, Office Bldgs. Brick and Concr.	Commercial and Factory Buildings	
	Brick	Frame		Brick and Steel	Brick and Steel	Brick	Frame		Brick and Steel	Brick and Steel
1920	136.1	136.9	123.3	123.6	122.6	122.8	122.9	108.6	109.8	105.7
1925	121.5	122.8	111.4	113.3	110.3	86.4	85.0	88.6	92.5	83.4
1930	127.0	126.7	124.1	128.0	123.6	82.1	80.9	84.5	86.1	83.6
1935	93.8	91.3	104.7	108.5	105.5	72.3	67.9	84.0	87.1	85.1
1939	123.5	122.4	130.7	133.4	130.1	86.3	83.1	95.1	97.4	94.7
1940	126.3	125.1	132.2	135.1	131.4	91.0	89.0	96.9	98.5	97.5
1941	134.5	135.1	135.1	137.2	134.5	97.5	96.1	99.9	101.4	100.8
1942	139.1	140.7	137.9	139.3	137.1	102.8	102.5	104.4	104.9	105.1
1943	142.5	144.5	140.2	141.7	139.0	109.2	109.8	108.5	108.1	108.7
1944	153.1	154.3	149.6	152.6	149.6	123.2	124.5	117.3	117.2	118.2
1945	160.5	161.7	156.3	158.0	155.4	132.1	133.9	123.2	122.8	123.3
1946	181.8	182.4	177.2	179.0	174.8	148.1	149.2	136.8	136.4	135.1
Jan. 1948	238.8	242.7	225.1	224.6	220.0	191.9	196.7	168.6	166.7	171.4
Feb. 1948	239.2	243.2	225.2	224.8	220.1	194.4	198.5	172.1	172.7	173.8
Mar. 1948	244.8	246.4	233.9	237.0	229.9	194.6	198.7	172.4	172.9	174.0
Apr. 1948	248.6	250.7	235.9	238.5	232.1	196.2	199.7	173.6	175.3	175.3
	% increase over 1939					% increase over 1939				
Apr. 1948	101.3	104.8	80.5	78.8	78.4	127.3	140.3	82.5	80.0	85.1

Period	Residential		Apts., Hotels, Office Bldgs. Brick and Concr.	Commercial and Factory Buildings		Residential		Apts., Hotels, Office Bldgs. Brick and Concr.	Commercial and Factory Buildings	
	Brick	Frame		Brick and Steel	Brick and Steel	Brick	Frame		Brick and Steel	Brick and Steel
1920	118.1	121.1	112.1	110.7	113.1	108.8	107.5	115.2	115.1	122.1
1925	118.6	118.4	116.3	118.1	114.4	91.0	86.5	99.5	102.1	98.0
1930	108.9	108.3	112.4	115.3	111.3	90.8	86.8	100.4	104.9	100.4
1935	95.1	90.1	104.1	108.3	105.4	89.5	84.5	96.4	103.7	99.7
1939	110.2	107.0	118.7	119.8	119.0	105.6	99.3	117.4	121.9	116.5
1940	112.6	110.1	119.3	120.3	119.4	106.4	101.2	116.3	120.1	115.5
1941	118.8	118.0	121.2	121.7	122.2	116.3	112.9	120.5	123.4	124.3
1942	124.5	123.3	126.9	128.6	126.9	123.6	120.1	127.5	129.3	130.8
1943	128.2	126.4	131.2	133.3	130.3	131.3	127.7	133.2	136.6	136.3
1944	138.4	138.4	135.7	136.7	136.6	139.4	137.1	139.4	142.0	142.4
1945	152.8	152.3	146.2	148.5	145.6	146.2	144.3	144.5	146.8	147.9
1946	167.1	167.4	159.1	161.1	158.1	159.7	157.5	157.9	159.3	160.0
Jan. 1948	220.6	224.0	198.1	200.9	199.6	212.7	210.5	199.8	206.8	202.9
Feb. 1948	221.4	224.8	199.4	202.3	200.4	213.8	211.5	201.6	208.9	203.9
Mar. 1948	223.6	227.5	200.2	202.9	201.3	214.0	211.7	201.9	209.1	204.1
Apr. 1948	223.8	227.5	200.6	203.0	201.5	214.9	212.7	202.7	209.5	204.4
	% increase over 1939					% increase over 1939				
Apr. 1948	103.1	112.6	69.0	69.5	69.3	103.5	114.2	72.7	71.9	75.5

The index numbers shown are for combined material and labor costs. The indexes for each separate type of construction relate to the United States average for 1926-29 for that particular type — considered 100.

Cost comparisons, as percentage differences for any particular type of construction, are possible between localities, or periods of time within the same city, by dividing the difference between the two index numbers by one of them; i.e.:

index for city A = 110

index for city B = 95

(both indexes must be for the same type of construction).

Then: costs in A are approximately 16 per cent higher than in B.

$$\frac{110-95}{95} = 0.158$$

Conversely: costs in B are approximately 14 per cent lower than in A.

$$\frac{110-95}{110} = 0.136$$


Cost comparisons cannot be made between different types of construction because the index numbers for each type relate to a different U. S. average for 1926-29.

Material prices and wage rates used in the current indexes make no allowance for payments in excess of published list prices, thus indexes reflect minimum costs and not necessarily actual costs.

These index numbers will appear whenever changes are significant.



History will be made  
under a roof of  
**ANACONDA  
COPPER**




**P**ARTY DELEGATES assembled in the huge Philadelphia Municipal Auditorium will select their candidates for the nation's highest office. Hon. Bernard A. Samuel, Mayor of Philadelphia, will welcome the delegates to the first of the national conventions which opens here on June 21st.

This spring more than 100,000 pounds of Anaconda Copper were used in reroofing the barrel vault type roof which covers this vast amphitheatre. The proven durability of copper, its fabricating qualities, corrosion resistance, appearance and low maintenance costs, combined to give this time-tested metal preference over all other materials considered.

Design and supervision of this tremendous roofing job were in the hands of Joseph A. Roletter, Director of City Architecture, and Thomas Buckley, Director of Public Works. The J. Edward Linck Sheet Metal Works of Philadelphia and Washington were the contractors.

4859


The Philadelphia Municipal Auditorium, erected in 1930, has a seating capacity of more than 13,000 in the main hall.



**Anaconda**  
**COPPER**

**THE AMERICAN BRASS COMPANY**  
General Offices: Waterbury 88, Connecticut  
*Subsidiary of Anaconda Copper Mining Company*  
In Canada: ANACONDA AMERICAN BRASS LTD.  
New Toronto, Ont.

Early April view showing 50 percent completion of 80,000 sq. ft. copper roof. Crown of flat-locked soldered seam construction using 18" x 24" x 20 oz. squares. Batten seam construction at sides with battens on 2' centers. Roofing pans formed from sheets 26" x 96" x 16 oz.





# REQUIRED READING

## PRESTIDIGITATION

*New Houses from Old: A Guide to the Planning and Practice of House Remodeling.* By R. R. Hawkins and C. H. Abbe. Whittlesey House (330 W. 42nd St., New York 18), 1948. 6 by 9 in. x + 558 pp., illus. \$4.95.

For once here is a volume which amply lives up to its jacket blurb. Described thereon by B. Kenneth Johnstone, head of the Carnegie Institute of Technology Department of Architecture, as "an amazing document . . . an encyclopedia of home building . . . the book to end all books in this field," it is close to being exactly that. And, as a matter of fact, that is just what the authors meant it to be.

Messrs. Hawkins and Abbe have written primarily for actual and potential home owners, secondarily for landlords and builders. They have, therefore, kept their text as non-technical as possible, but they have nonetheless gone quite thoroughly into the "anatomy of houses." Separate chapters deal with masonry work, foundations, house framing, roofs, floors, painting and papering, insulation, heating, plumbing, etc.

All of this, of course, is background to the chapters on remodeling. Illustrated with before-and-after views and plans of actual remodelings, this section is the one most likely to be of interest to the architect. It includes a concise chapter on "How to Judge a House for Remodeling," and a number of simple but sound schemes for enlarging, modernizing, and so on. Here, too, is a handy spread of diagrams indicating the floor area required by typical household furniture and equipment.

This is a book which an architect might well like to have on his shelf for the client whose ideas are either nebulous or impractical — or both.

## ARCHITECTURE IN 1947

*The New International 1948 Year Book.* Henry E. Vizetelly, Editor-in-Chief. Funk & Wagnalls Company (153 E. 24th Street, New York 10, N. Y.). 1948. 7 by 10 in. xvi + 684 pp., illus. \$10.00.

The New International 1948 Year Book is, as the title might not imply, a coverage of 1947 in the form of a detailed, documentary account of events, discoveries, situations and topics of major and minor importance of that year. There is practically no subject, idea, institution, place or thing that has not been reviewed in its relation to 1947.

Of chief interest here is the summary of 1947 trends and developments in architecture, lucidly and comprehensively traced through their widely divergent 1947 paths by Douglas Haskell, Senior Associate Editor of ARCHITECTURAL RECORD. The article is subdivided

into Residential, Prefabrication, Commercial, Public Buildings, City Planning, and Other Countries. "Other Countries" here means other than the United States since most of the preceding topic headings deal with the United States architectural scene during 1947. A remark under City Planning illustrates the fact that in that realm there is much talk and little do: "Actual city planning achievement was virtually nil, under the prevailing temper of land-grabbing and quick profitable parcel sales." A fine tribute is paid to Le Corbusier-influenced contemporary Brazilian architecture and also to the work being done by its Latin neighbor Argentina. Some of the architectural activity in Great Britain, France and the U.S.S.R. is also discussed.

## ENGLISH VISTA

*Vision of England:* (1) *Derbyshire*, by Nellie Kirkham; (2) *Sussex*, by Reginald Turner; (3) *Cornwall*, by Peggy Pollard. Paul Elek Publishers Ltd. (38, Hatton Garden, London, E.C.1, Eng.), 1947-48. 7¼ by 9¼ in. 48 pp. each, plus plates and maps. 9s 6d each.

In these three small books, the latest additions to the "Vision of England" series, the authors have captured atmosphere of a very real sort in their rambling explorations of the byways, villages, valleys and moors for which rural England is justly famous.

The book devoted to Derbyshire contains many interesting references to local architecture and landmarks: "Kedleston Hall is an outstanding example of the work of the Adam brothers and ranks high among the mansions of its type, but Derbyshire is perhaps more noted for its many smaller, more intimate houses, particularly those dating from Elizabethan and Jacobean days, whose charm is often enhanced by the sudden surprise of their appearance." From the Sussex book also come interesting architectural commentaries. In reference to the town of Lewes: "Here is the top of that section of the High Street known as School Hill, which is compact of fine, restrained, gracious buildings. School Hill House has great scale and dignity, and all the way down to the river there are many excellent variations on the Georgian theme: here a pair of front doors under one entablature; there an elevation based on the bay-window motive. Some are of brick and some of stone; colour and texture and scale all vary, but never too violently; all this architecture speaks the same language with slightly different accents, none of them jarring."

Each of the three books follows the same pattern of describing the character

of its county in fine detail. Never assuming the attitude of a guide book, they lead the reader through crooked lanes and streets, by the rivers and streams, and carry him from mountain-side to quayside while unfolding their narrative of native customs, historical incidents and folklore. These three books should prove interesting especially to those in whom they will arouse pleasant memories of past visits and associations.

## INTERIORS TO FIT

*Anatomy For Interior Designers.* By Francis de N. Schroeder. Illustrations by Nino Repetto, Henry Stahlhut and Mario Carreño. Whitney Publications, Inc. (11 E. 44th St., New York 17), 9¼ by 10¼ in. 70 pp., illus. \$3.50.

Recently brought out by Whitney Publications, Inc., publishers of *Interiors*, ANATOMY FOR INTERIOR DESIGNERS is a compilation and enlargement of the articles that appeared originally as a series in *Interiors*. It is intended to be a readable and handy reference for interior designers, and is not, as it might appear at first glance, simply a restatement of sections of *Graphic Standards*, but instead, devotes its text only to that portion of interior design which is related to the care and comfort of the human body.

The book is largely diagrammatical, but the diagrams are enhanced by amusing Nino Repetto illustrations, and witty running commentaries. The basic theme is that the proportions of the human body are the basis of all design, and this theme is developed in a series of separate chapters: "Basic Measurements," which describes with diagrams the capabilities and limitations of the human anatomy; and chapters on individual rooms in the office and home.

Part 2 is entitled "How To Talk To A Client." In order to be of any real value to designers, such a topic would require lengthy treatment with countless variations, since no two clients are alike, and no two designers either. Part 2 in this case is more apt to be a rather diverting addendum to the factual contents of Part 1. ANATOMY FOR INTERIOR DESIGNERS is a light, but handy reference on a specialized phase of interior design.

## TECHNICAL BOOKS

### STRESS ANALYSIS

*Stress Analysis and Design of Elementary Structures.* By James H. Cissel. 2nd Ed. John Wiley & Sons, Inc. (440 Fourth Ave., New York 16), 1948. 6 by 9 in. xii + 420 pp., illus. \$5.00.

In this second edition of Professor Cissel's book, Part I of the first edition has been retained intact except for a revision of Chapter 2 on live loads that

(Continued on page 30)






**BUILD**



**INSULATE**

WITH **DOUBLE DUTY**

# INSULITE



Check those TWO SERVICES again! Insulite *builds*, Insulite *insulates* at one and the same time. That's why architects call Insulite the *double-duty* building material. Specify double-duty Insulite and give your clients more for their building money.

Refer to Sweet's File, Architectural Section 10c/9

INSULATES AS IT...  
BUILDS AS IT

double-duty  
**INSULITE**

The GENUINE

BUILDS  
INSULATES

INSULITE DIVISION  MINNESOTA & ONTARIO  
PAPER COMPANY  
MINNEAPOLIS 2, MINNESOTA

"Insulite" is a registered trade mark, U.S. Pat. Off.





## Oak Floors RESPOND TO CHANGING STYLE TRENDS

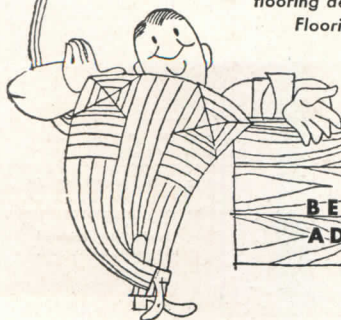
With beauty, durability and long-time economy as obvious advantages, an important quality of oak flooring is lately becoming more and more appreciated—that is, adaptability to meet changing style trends.

Actually oak floors welcome new ideas to make homes more attractive and more livable. Changes in furnishings, wallpaper, paint or rugs blend harmoniously into the basic beauty of natural oak grain and texture.

Oak floors prove their superiority as a base for wall-to-wall carpets too. Carpets lie smooth and firm. They look better and clean more easily. At any time, when carpets become too worn for further service, oak floors can be depended upon for their original, lasting beauty.

For any season, for any style, oak floors provide the basis for lasting charm and hospitality.

ASK FOR ARCHITECTS' DATA BOOK—which gives quick and usable information for specifying, laying, finishing and maintaining oak floors. Available from your local oak flooring dealers or from the National Oak Flooring Manufacturers' Association, 814 Sterick Building, Memphis, Tenn.



### OAK FLOORS

BEAUTY • DURABILITY  
ADAPTABILITY • ECONOMY

## REQUIRED READING

(Continued from page 30)

brings it up to date with the most recent standards. Part II, which deals with the design of simple structures, has been completely revised also for the purpose of bringing it abreast with the latest specifications. An entirely new chapter devoted to light-gage steel construction has been incorporated into the book. To enhance the classroom value of the book, data for problems have been added at the end of each chapter.

### LIMIT DESIGN

*Theory Of Limit Design.* By John A. Van Den Broek. John Wiley and Sons, Inc. (440 Fourth Ave., New York 16), 1948. 5½ by 8½. viii + 144 pp., illus. \$3.50.

By another member of the University of Michigan faculty *Theory of Limit Design* also is essentially a textbook. In it the author states via text, formulae and data the fundamental principles of limit design. In the words of Professor Van Den Broek: "The theory of limit design presupposes ductile or semiductile stress distribution. In it, the emphasis is shifted from permissible safe stress to permissible safe deformations. This theory is the subject of this book."

The book contains six chapters which comprise Physical Properties Of Metals, Limit Design Of Simple Structures, Limit Design Of Redundant Beams, Limit Design Of Trusses, Connection Details, and Evaluation Of Limit Design. The many diagrams, etc., used throughout the book graphically illustrate or verify the terms and principles discussed in the text.

### ABBREVIATIONS

*Scientific and Technical Abbreviations, Signs and Symbols.* By O. T. Zimmerman and Irvin Lavine. Industrial Research Service (Dover, N. H.), 1948. 5¾ by 8¼ in. xii + 476 pp., illus. \$7.50.

This book is one of the most comprehensive compilations yet published of abbreviations, signs and symbols used in almost every field. Not only is such a reference valuable directly to architects, engineers and builders in their own fields, but it also contains much information which will be of more general interest to them.

Some of the major groupings consist of signs and symbols used in engineering, mathematics, chemistry, thermodynamics, acoustics, aeronautics, radio, electronics, hydrography, topography, railways, astronomy, mechanical drawing, materials of construction, communications, humidity, and radiation. SCIENTIFIC AND TECHNICAL ABBREVIATIONS, SIGNS AND SYMBOLS is highly recommended since it is almost unprecedented as a work of its kind.





## French, Shriner & Urner chose METLWALS for beauty, movability, durability

Here's what  
this  
METLWAL  
user says:

### FRENCH SHRINER & URNER

EXTRA QUALITY MEN'S SHOES  
FACTORY AND EXECUTIVE OFFICE  
BOSTON 10, MASS.

"The M-P METLWAL installation in our offices certainly exceeds our expectations...

...We decided to purchase your partitions since the qualities we sought were so markedly embodied in them...

...The completeness of the erection and final appearance of modern simplicity and exceptional wood grain finish have more than justified our investment...

...We have received many favorable comments from visitors."

*B. M. Shriner*



Mr. B. M. Shriner, President  
French, Shriner & Urner  
Boston, Mass.

**METLWAL** Partitions and Paneling have a lot to offer! Metlwals alone combine distinctive beauty—simple construction—easy maintenance—and rapid installation. They're factory-finished in rich wood grain reproductions or baked enamel . . . will not reflect harsh, metallic light . . . will not chip, crack or craze . . . are Bonderized against rust.


**METLWALS** are installed in four easy steps by erection crews . . . (1) attach floor and ceiling channels; (2) insert studs in channels; (3) snap on panels; (4) slip on base. One man can handle a full-size panel. All parts and panels can be cut on the job. No need for plaster in new construction. No filler

boards or patchwork. *Only a few standard parts from warehouse stock.* And Martin-Parry's modern production facilities, in our huge new Toledo plant (*one wing shown below*), insure uniform panels for interchangeability . . . long-wearing installations that hold maintenance costs to a new low!



**Write today** for your copy of our latest catalog A 7, containing METLWAL specifications, drawings and installation photographs. See how METLWAL can help you plan beautiful interiors. Address: Martin-Parry Corporation, Toledo 1, Ohio. Plants: Toledo, Ohio; York, Pa.

address: Martin-Parry Corporation, Toledo 1, Ohio. Plants: Toledo, Ohio; York, Pa.



MARTIN PARRY  
**MP**  
PRODUCTS


# METLWALS

68 Years of Service

**ALL-FLUSH PANELING  
MOVABLE PARTITIONS**

**ENGINEERING AND ERECTING SERVICE AND  
WAREHOUSE STOCKS FROM COAST-TO-COAST**





## Douglas Fir Doors marked "A"

### Meet these Industry-Approved Standards:

**GRADE A—Recommended for Paint or Enamel Finish  
To be Factory Resin-Sealed**

GRADE **A** F.D.I. DO

When the letters FDI appear as part of the grade trade-mark they certify that the doors so marked not only meet industry standards but have also been officially inspected by the Fir Door Institute and, at the buyer's request, will be covered by the official, notarized Certificate of Inspection.

[Douglas Fir Doors are also made in Grades B, C and MR. Subsequent advertisements will detail the standards for each grade.]

**STILES, RAILS, AND MULLIONS.**—This stock shall be heartwood, all vertical grain old growth Douglas fir, Sitka spruce, or Western hemlock, the faces of which must be clear, with the exception that small, inconspicuous, and neatly repaired pitch seams are permissible. Characteristic sound dark streaks are permitted in hemlock. Glued-up rails are permissible in widths over 4½ inches. A moisture-resistant glue shall be used. Mixing of woods is not permitted.

**PANELS—FLAT VENEERED.**—The standard thickness of 3-ply flat veneered panels shall be ¼ inch after sanding. Each face shall be of a yellowish or pinkish color or a blend of the two, and shall be from smoothly cut veneer, free from knots, splits, pitch pockets, and other open defects. Small streaks and spots of other colors are permissible, provided that they in no manner make the panel unusable for the purpose intended. Shims that occur only at the end of panels and inconspicuous well-matched patches shall be admitted.

**PANELS—SOLID RAISED.**—The standard thickness of solid raised panels shall be not more than 9/16 inch before sanding and not less than 7/16 inch after sanding. They shall be either all vertical or all slash grain in any one door, and shall conform to the grade of the stiles and rails.

**FIR DOOR INSTITUTE**

*Tacoma 2, Washington*



# clay tile sails the seven seas...



In postwar cruise ships like the Alcoa Cavalier and her sister ships,

genuine clay tile contributes to the luxury appointments which provide  
comfort and convenience for pleasure-seeking passengers.

When marine architects designed these cruise ships they considered the special seagoing conditions imposed upon a shipboard swimming pool. A roll of the ship shifts the weight of the water and brings changes in pressure upon its sides. Sun and sea create extreme exposure conditions.

Genuine clay tile was selected because it bonds together strongly, resists warping, chipping, cracking, corrosion, the effects of heat and cold and the constant "working" of the ship's structure.

**THE MODERN STYLE IS**

**GENUINE CLAY**  
*tile*



# here's why the modern style


## CLAY TILE PROVIDES...

### DURABILITY

in Pine Bluff, Arkansas, and other locations, J. C. Penney Company believes in putting its "best front forward" by using clay tile on its store exteriors.


When undertaking any type of new construction or modernization, remember that durability and low maintenance costs are vitally important.

Experienced merchants prefer weather-resistant, colorfast clay tile which provides permanent beauty and charm . . . let clay tile be a silent salesman to make *passers buy*.



## CLAY TILE PROVIDES...

### SALES APPEAL



In new Dr. Pepper bottling plants in North Carolina, the extensive use of wide windows and glistening clay tile brightens the interiors and invites visitors who see on every hand the accent on cleanliness. Floor cleaning, always a problem in bottling plants, is simplified here because the quarry tile floors can be washed in a jiffy. The tile floors in the syrup laboratory and water purifying room appeal to the public's desire for sanitary conditions. Here is further proof that clean plants can help sell the product.



# 's genuine clay tile ...

## CLAY TILE PROVIDES ...

### ECONOMY

Hospitals are faced with the twin problems of keeping patients happy and maintenance budgets low. The use of genuine clay tile for floors, walls and corridors meets both requirements. In the Swedish Hospital, Seattle, Washington, and in various VA hospitals, clean clay tile gives patients confidence that sanitary conditions prevail. The maintenance load is greatly reduced because clay tile is so easy to keep clean. Tile walls never need re-painting.



## CLAY TILE PROVIDES ...

### MODERN DESIGN



In "Mr. Blandings Builds His Dream House," Cary Grant selects genuine clay tile for bathroom walls and floor . . . nationwide, the modern style is clay tile because the varied sizes, shapes and color combinations of tile make it adaptable for any type of design. Also tile's baked-in beauty is permanently pleasing and distinctive. Today every home can have clay tile because the installation cost is surprisingly low. Since clay tile is easy as china to clean, modern homemakers have less heavy housework.



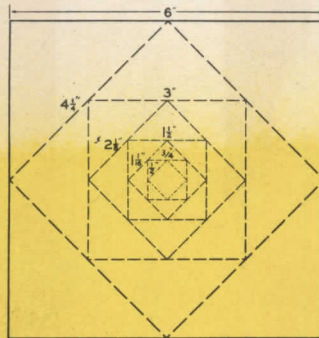
# FACTS ABOUT GENUINE CLAY TILE

**What it is:** Made from clay and/or other ceramic materials, tile is burned at a high temperature to make it durable.

**Types:** Clay tile is of two general types—glazed and unglazed. Glazed tile has a glass-like finish which may be clear, opaque, white, black, colored or polychrome. It may have a smooth, mottled, veined or rippled effect. A glazed finish may be "bright," "semi-matte," or "matte."

Unglazed tile has no glaze on its surface. The same ingredients are used throughout the entire tile as appear on its face.

**Sizes:** The sizes range from small "dots" 11/32" square to 9" square. Thicknesses vary from 1/4" to 1 1/2". The most common sizes bear a geometric relationship to a 6" square, as shown in diagram at right.



**Shapes:** Wall surfaces require trim shapes, many of which have been standardized by the industry in cooperation with the National Bureau of Standards. A chart is available illustrating and identifying the most popular shapes throughout the industry. To obtain chart use coupon below.

**Standards:** The National Bureau of Standards has recommended practice for grading, labeling and certification. These recommendations are widely followed by the tile industry.

## How to get more information about tile

Tile Council of America  
10 East 40th Street  
New York 16, New York

I would like to receive information about genuine clay tile for walls and floors as checked below.

Data Sheet on Tile. 4 pages. Describes the types, sizes, shapes, and colors of clay floor and wall tile manufactured by the tile industry.

"Ceramic Tile in Church Construction," reprint of article by Alfred A. Frantz which appeared in Church Management.

"Basic Course in Tile Setting" . . . Introductory textbook for apprentices. Available free to apprentices and to dealers employing apprentices. Others may obtain this textbook for \$2.75.

NAME \_\_\_\_\_

COMPANY \_\_\_\_\_

STREET \_\_\_\_\_

CITY \_\_\_\_\_

ZONE \_\_\_\_\_ STATE \_\_\_\_\_

## Contact your local tile contractor

Good tile installations are the result of proper planning and skilled workmanship. Your nearby tile contractor and dealer offers an extensive background in using real clay tile. Many of these contractors have their own showrooms and are qualified to assist in design and selection.

For the name and address of the nearest clay tile contractor, consult the classified section of your telephone directory. Phone him for information.

## THE TILE COUNCIL OF AMERICA

ROOM 3401: 10 EAST 40th STREET  
NEW YORK 16, NEW YORK

ROOM 320: 639 SOUTH SPRING STREET  
LOS ANGELES, CALIFORNIA

The Tile Council of America was formed in January 1945 to provide a central source of information about floor and wall tile, and to sponsor research and development projects designed to increase the usefulness of tile in all types of private and public building.

### Participating Companies

- American-Franklin-Olean Tile Company  
Lansdale, Pennsylvania
- Architectural Tiling Company, Inc.  
Keyport, New Jersey
- Atlantic Tile Manufacturing Company  
Matawan, New Jersey
- B. Mifflin Hood Company  
Daisy, Tennessee
- California Art Tile Corporation  
Richmond, California
- Cambridge Tile Manufacturing Company  
Cincinnati, Ohio
- Carlyle Tile Company  
Ironton, Ohio
- General Tile Corporation  
El Segundo, California
- Gladding, McBean & Company  
Los Angeles, California
- Mosaic Tile Company  
Zanesville, Ohio
- Murray Tile Company, Inc.  
Cloverport, Kentucky
- National Tile & Manufacturing Company  
Anderson, Indiana
- Olean Tile Company  
Olean, New York
- Pacific Clay Products  
Los Angeles, California
- Pacific Tile and Porcelain Company  
Hynes, California
- Pomona Tile Manufacturing Company  
Los Angeles, California
- Robertson Manufacturing Company  
Trenton, New Jersey
- Sparta Ceramic Company  
East Sparta, Ohio
- Summitville Face Brick Company  
Summitville, Ohio
- United States Quarry Tile Company  
Canton, Ohio


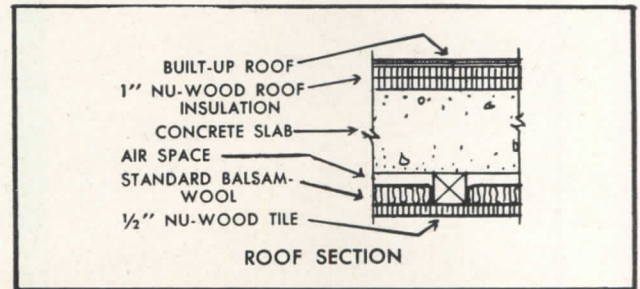
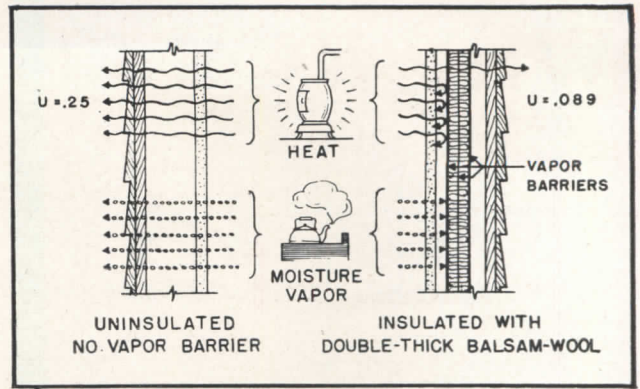


# How to deal with condensation..

## *Balsam-Wool* has the answers!


As an architect or builder, you know what condensation within walls or ceilings can do to any building structure. Balsam-Wool offers an effective answer to such problems. Completely sealed in a moisture-proofed covering—with two or more vapor barriers—Balsam-Wool provides maximum protection. Complete details are available in Balsam-Wool Application Data Sheets.

Use your Balsam-Wool Data Sheets to provide specific information on a wide variety of insulation application problems. These sheets are illustrated with authoritative charts and diagrams such as are shown on this page. If you do not have a complete set of Data Sheets—contained in an A.I.A. file folder—they are yours for the asking. Just mail the coupon!



**HARD-TO-GET DATA YOURS FOR THE ASKING**

*Balsam-Wool* \*



SEALED INSULATION

\*REG. U. S. PAT. OFF.

BALSAM-WOOL • Products of Weyerhaeuser • NU-WOOD

WOOD CONVERSION COMPANY  
 Dept. 115-78 First National Bank Building  
 St. Paul 1, Minnesota  
 Please send me a set of Balsam-Wool Application Data Sheets.



Name .....

Address .....

City ..... State .....



# WHY YOU CAN ***DEPEND*** ON AEROFIN...



- Durability
- Dependability
- Maximum Efficiency

**THESE ARE THE  
PRODUCTS OF  
AEROFIN EXPERIENCE**

These men are looking for air bubbles . . . they are testing Aero-fin heat transfer coils with air pressure for structural defects.

If there are no bubbles, it means the immersed Aero-fin unit has withstood the terrific strains of steam and hydrostatic pressure tests and is ready to give you long, efficient service.

Your assurance of dependability is Aero-fin's rigid testing . . . backed up by selected materials and advance design. Every unit is completely tested.

Another part of the same story of leadership is the accuracy of the famous Aero-fin ratings . . . good for the life of the unit.


All this effort is to maintain and improve Aero-fin's leadership in the manufacture of high efficiency heat transfer coils for all heating and cooling applications.

## **AEROFIN CORPORATION**

410 South Geddes St., Syracuse 4, N. Y.

NEW YORK • CHICAGO • CLEVELAND • DETROIT • PHILADELPHIA • DALLAS • MONTREAL





Cast means  
*Solid...*  
 the Dependable  
 Metals  
*Brass and  
 Bronze*

Solid brass and bronze have dignity and warmth in building fixtures and ornamentation . . . strength and durability for industrial use. Permanently sound, ideal for many mechanical and chemical engineering purposes, copper-base alloys have the confidence of people who design highest quality products.

Architects, designers and engineers know the desirable properties of cast brass and bronze. And they know that the craftsmen who execute their plans . . . foundrymen and machinists . . . are familiar with these easily worked, traditional metals.

You can get Brass and Bronze castings NOW!

The Brass and Bronze Ingot Institute (formerly Non-Ferrous Ingot Metal Institute) suggests your local foundry for help with all casting problems.

**CAST BRASS AND BRONZE**



# stays silent..

## That's why Servel is the choice of



**"AFTER 14 YEARS OF  
EXCELLENT SERVICE,**

my tenants thank me, and I thank Servel  
for the Gas Refrigerator's low-cost opera-  
tion and year-after-year dependability."

BASIL GAVIN, Treasurer  
Boston Management Corp.  
137-143 Park Drive  
Boston, Mass.

- ★ **No moving parts in freezing system**
- ★ **Continued low operating cost**
- ★ **Lowest service cost**

Servel's popularity with apartment owners grows greater with each succeeding year. Today, more apartments than ever before are equipped with "no noise, no wear" Gas Refrigerators.

It's easy to see why. Apartment owners and managers, who buy refrigerators by scores and hundreds, know the great value of Servel's lasting dependability and minimum upkeep expense. They know that only Servel has no moving parts in its freezing system. This means there's no machinery to lose efficiency . . . no motor, valves, piston, or pump to ever need repair or replacement. A tiny gas flame does the complete job circulating the refrigerant that produces constant cold.

Owners and managers know that Servel pays off in tenant satisfaction, too. Families and couples living in apartments greatly appreciate Servel's permanent silence and trouble-free service. And they like its up-to-the-minute cabinet, with its spacious frozen food compartment, moist cold, dry cold, big flexible interior, and many other modern features.

Servel is made in three sizes—6- and 8-cu.-ft. models for large apartments . . . and the compact, but roomy, 4-cu.-ft. size for smaller apartments. For complete information, see Sweet's Catalog . . . or write to Servel, Inc., Evansville 20, Indiana.

# Servel



# lasts longer!

## apartment owners year after year

### "OUR NEW MODERN GARDEN APARTMENTS

deserved all the features of modern refrigeration. That's why—after considering 6 different makes—I chose the Servel Gas Refrigerator."

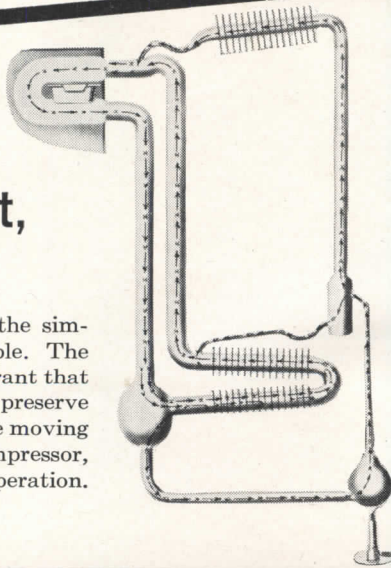
*L. Robert Rolde*

L. ROBERT ROLDE,  
Meadow Brook Apartments  
Quincy, Mass.




### Here's why Servel stays silent, lasts longer

The Gas Refrigerator operates on the simple, continuous absorption principle. The small gas flame circulates the refrigerant that supplies the constant cold needed to preserve food and make ice cubes. Not a single moving part (no motor, no pump, no compressor, etc.) is used in the entire freezing operation.



## The GAS Refrigerator





**New store building.** This 8-story plus basement structure is an addition to the George Innes Company department store, Wichita, Kansas. Built with an eye to fire-safety, the building contains 250 tons of Bethlehem Open-Web Joists, used in combination with concrete slab and plaster ceilings. This type of floor construction keeps fire from spreading for


at least two hours, and also provides durable, long-lasting floor structures which are non-shrinking, as well as vermin-proof. *Architect:* Overend & Boucher, Wichita; *Contractor:* Soderberg Construction Co., Wichita; *Structural Steel Contractor:* Western Iron & Foundry Co., Wichita.






**We've come a long way since then . . .**

Man! Was this progress back in the 1800's when Richmond opened shop. Imagine! A water pump right in your own kitchen. And if you had enough cash, you could ease the little woman's washday chores with one of these amazing "labor saving" wash boilers.



**THE THURMAN:**  
42" x 25"



**THE TRAXLOR:**  
42" x 25" AND 50" x 25"

*In big demand for small homes*

**NOTE THESE RICHMOND FEATURES**

Combinations come with right or left-hand tray. Roll rim for cabinet installation or modern apron type. 5" ledge back. Drilled for deck-type swinging spout supply fitting. Finished in whiter white\* acid resisting enamel and made of durable cast-iron.

**Cut cost, save space with the Richmond Sink & Tray**

The days of the big kitchen are gone. Space means money today, and that means smaller kitchens. Here's your tip-off on the kind of equipment to recommend to your customers. They need space savers . . . money savers . . . they'll appreciate Richmond's whiter white\* sink and tray. It is the ideal kitchen combination for apartments, summer cottages, small homes, etc.

**And how these combinations gleam!** The whiter white\*

\*Achieved by special Richmond enamel formula

Richmond finish assures a perfect match with under-sink cabinets. It's the white that stays white! So whenever space and money restrict installation of a separate laundry tray, specify the Richmond enameled cast-iron sink and tray.

**Richmond** sink and tray combinations are available now. Order from your wholesaler, or write for details to: RICHMOND RADIATOR CO., Dept. AR7, 19 East 47th Street, New York 17, N. Y.




**RICHMOND RADIATOR COMPANY**  
AFFILIATE OF REYNOLDS METALS COMPANY



Enameled Cast Iron Ware • Vitreous China • Perma Gloss • Gas Boilers • Gas Winter Air Conditioners • Oil Winter Air Conditioners • Gas Gravity Furnaces • Radiators



**Because this**  **ends all this** 



**And because this** 


**gives all this** 



**The Speakman Anystream-Sentinel Combination is**

*The  
Last  
Word in  
Showers*

See Sweet's Architectural File  
for a condensed catalog of  
Speakman Showers and Fixtures.



5-1700—Speakman Concealed Sentinel Shower

Find out more about this sensational Speakman Anystream Head—Sentinel Valve Shower Combination. Available in both concealed and exposed models, it is ideal for homes, apartments, hotels, schools, institutions. Write for literature. Address Dept. BVA.

"Established in 1869"  
**SPEAKMAN**

SHOWERS & FIXTURES  
SPEAKMAN COMPANY, WILMINGTON 99, DELAWARE



For schools that are modern  
in a most practical way...

# It's Bruce Block Floors!

■ Modern schools and colleges demand a most versatile floor. Heavy traffic makes durability and easy maintenance the first requisite. Yet beauty, style, and cheerfulness must not be sacrificed. Floors must be comfortable—warm, resilient, quiet. They must be safe—non-slippery, smooth, fire-resistant. No other floor meets *every one* of these requirements so fully as Bruce Hardwood Blocks.

### *For classrooms, gymnasiums, auditoriums*


Leading school architects prefer this type of floor over all others. They find Bruce Blocks particularly adapted to modern functional design and concrete slab construction.

Specify Bruce Block Floors on projects being planned now for future construction. See our catalog in Sweet's, or write E. L. BRUCE CO., MEMPHIS 1, TENN., World's Largest Maker of Hardwood Floors.



### *The ideal floor over concrete*

Bruce Blocks are installed in mastic directly over concrete. No clips, screeds or wood subfloor used. This type of installation is simple and fast. Proved successful in schools and colleges throughout the nation.




## **Bruce Block** HARDWOOD FLOORS

*Prefinished and Unfinished*



**GUARANTEED LIGHTING BEGINS WITH A**  
**FRINK *PLAN-O-LITE***



A modern branch of The Bank for Savings, New York City, using custom-made incandescent units mounted in plaster domes for the customer area. Working areas are lighted by L-I-N-O-L-I-T-E Series 8, four 40W lamps (8-448) surface mounted in 8 ft. lengths, matching incandescent units on each end.

Whether you wish to illuminate a bank, a library, an office, a showroom or an entire building, a **PLAN-O-LITE** layout by Frink is the sure approach to *guaranteed* lighting satisfaction.

At no extra cost Frink will provide you with a complete **PLAN-O-LITE** fluorescent layout *engineered* to meet your exact illumination needs. Based on Frink's 90 years of experience, it will chart the *custom-designed* installation which can be achieved at *standard-fixture* cost. Most important, it will *guarantee complete satisfaction*, if Frink specifications are followed.

The coupon below will bring you an interesting sample packet of **PLAN-O-LITE** fluorescent layouts and the resulting installations. Mail it today.

**CLIP THIS TO YOUR LETTERHEAD**



THE FRINK CORPORATION  
 27-01 Bridge Plaza North, L. I. C., N. Y.  
 Without cost or obligation, send your sample packet of PLAN-O-LITE fluorescent layouts and photos to the

Attention of .....

( ) also please send catalogue of new Frink fluorescent fixtures. Dept. 7-AR

There's a Frink L-I-N-O-L-I-T-E fixture correctly engineered for every commercial fluorescent lighting need. Seventeen standard designs of highest quality workmanship and materials, each available with matching incandescent down-lights if desired. Check coupon at left for your copy of the Frink catalogue today.



**THE FRINK CORPORATION**  
 27-01 BRIDGE PLAZA NORTH, LONG ISLAND CITY, N. Y.





# HHM Double Door VAULT ENTRANCES

provide the required degree of

## CERTIFIED PROTECTION




for valuable records

*Extra Margins of*  
**SAFETY!**



**RELOCKING DEVICE!** Extra safety feature that automatically locks the bolts when forced entry is attempted. Lower burglary insurance rates 10%.

**ESCAPE DEVICE!** A life and death necessity that enables anyone locked in the vault to get out easily and quickly.



Herring-Hall-Marvin insulated flat sill *double door* vault entrances give you the choice of any degree of certified fire protection . . . plus the extra convenience of a wider entrance, full 42" clearance for easier movement of record buses and trucks.

To help you decide the type of equipment needed for any particular job, call in a Herring-Hall-Marvin representative, a specialist in this field.

Without obligation, he will survey your client's needs and make a detailed recommendation to you.

Write, wire, or phone today.

See our catalogue <sup>24¢</sup> in your Sweet's File for detailed information on certified vault entrances and installation.

# HERRING · HALL · MARVIN SAFE CO.

*General Offices*


**HAMILTON, OHIO**

*BRANCH OFFICES*

In New York, Chicago, Boston, Washington, St. Louis, Atlanta, Houston, Philadelphia, San Francisco, Los Angeles, Detroit, Pittsburgh, Omaha, Indianapolis, Minneapolis, Charlotte

**OTHER AGENCIES ALL OVER THE WORLD.**






"YES, THE FELTS ARE FIREPROOF, ROTPROOF, WEATHERPROOF"

"LOOK! THAT'S A SMOOTH-SURFACED ASBESTOS ROOF"

"AND THERE'S NO EXCESS WEIGHT FROM SLAG OR GRAVEL"



## as-it's Flexstone\*

Each ply is a flexible covering of stone!

● The secret of a Johns-Manville Flexstone Roof is in the *felts*. They're made of fireproof, enduring *asbestos*.


Flexstone Built-Up Roofs won't dry out from the sun... need no periodic coating. They're *smooth-surfaced*, too—permit thorough drainage... make any damage easy to locate and repair. They are engineered to each job... applied only by J-M Approved Roofers.

J-M asbestos felts are perforated to make application easier... give you a smoother job and conform better to irregularities in the roof deck.

Send for Flexstone brochure BU-51A. Contains complete specifications. Address: Johns-Manville, Box 290, New York 16, N. Y.



\*Reg. U. S. Pat. Off.



# Johns-Manville **FLEXSTONE** Built-Up Roofs



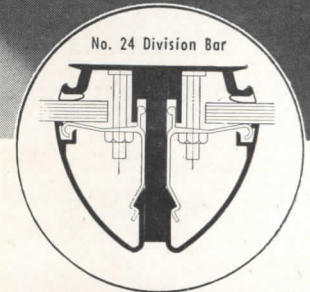
# STURDY CONSTRUCTION

... in both lines of Pittco Metal

● In addition to the two bars shown here, the Pittco line of Store Front Metal features a flush-type division bar for use where the architect does not want a protruding surface. It can be used with both the De Luxe and Premier lines and may be backed up with five different reinforcing members ranging in weight from light to extra heavy. The two bars shown here can be used alone or with reinforcing steel tubes. From this wide selection of sturdy supporting members, architects can easily satisfy all ordinary structural requirements for vertical bars in modern store front work. Where unusual conditions demand special supporting members, our engineers will gladly help in their design.

Pittco Division Bars can meet successfully the most exacting demands of both engineer and designer. They have been planned and produced with the same careful attention to detail that has made both De Luxe and Premier mouldings and sashes so popular with architects and owners who appreciate distinctive, sales-winning store fronts.

All members of the Pittco De Luxe line are formed by the extruded process to assure utmost rigidity, sharp outlines and a satin-smooth finish. Pittco De Luxe is first choice for top quality installations. Pittco Premier is lighter in weight and more moderately priced than its distinguished companion line. It is easier to install than any other metal construction. These practical advantages plus its graceful contours make Pittco Premier ideal when style and economy are of equal importance.



PITTCO  
DE LUXE



PITTCO  
PREMIER

PITTCO  
STORE FRONT METAL



"PITTSBURGH" stands for Quality Glass and Paint

PITTSBURGH PLATE GLASS COMPANY



# New H&H No. 9260

## BACK-WIRED (or side wired) DUPLEX CONVENIENCE OUTLET

T-SLOTS • DOUBLE SIDE CONTACTS • PLASTER EARS

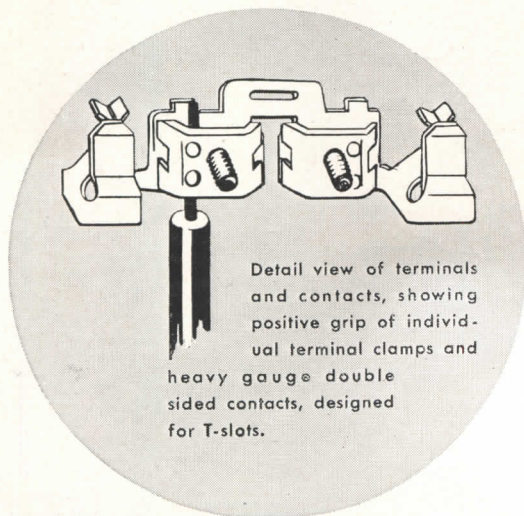
This advanced design provides for either *back* wiring or *side* wiring with equal facility. Back-wiring feature makes easier, more secure installation. Built-in stripping guide assures correct stripping; eliminates exposed wire. Individual terminal clamps hold wires with a no-slip grip. Other structural features are:

- Large Recessed Binding Screws
- Ample for No. 10 Wire
- Strong Plastic Base
- Double T-Slots
- Double Side Contacts
- Washer Type Plastic Ears

Listed as standard by Underwriters Laboratories, Inc. and meets all high-grade specifications. Specify No. 9260 for brown plastic base; No. 9260-1 for white Ivorylite.

10 AMPS. — 250 VOLTS

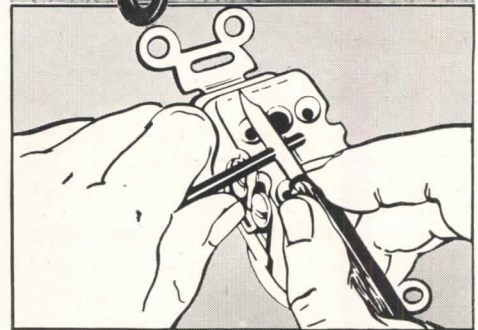
15 AMPS. — 125 VOLTS



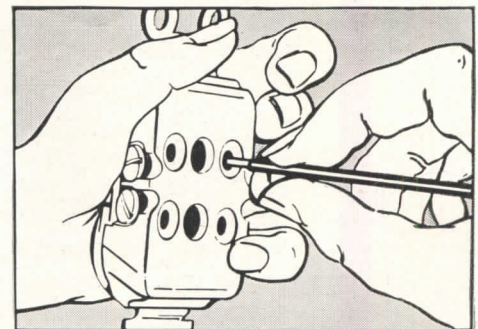
DISTRIBUTED THROUGH ELECTRICAL WHOLESALERS

THE ARROW-HART & HEGEMAN ELECTRIC COMPANY

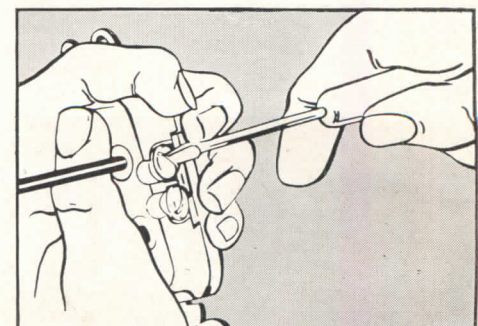
HARTFORD 6, CONN., U.S.A.



1. Strip off insulation to exact length, quickly and easily, using built-in stripping guide.



2. Loosen terminal screw — Wire stripped to correct length is inserted from back.



3. Tighten terminal screw — Individual clamps grip securely with no exposed wire.





# ALL *Sarcotherm Again*


Union Bridge Gardens, Inc. Leonard G. Feinen, Architect and Builder. Atlantic Pipebending and Fabricating Co., Contractor.

## UNION BRIDGE GARDENS • Rutherford, N. J.

Radiant heat with Sarcotherm is giving thirty-seven families the luxury of perfect comfort in every room of this New Jersey Development. And the building operators are obtaining the low heating costs and reliability which distinguish Sarcotherm.

This is the simple, low cost, dependable hot water control valve which modulates for both outside and inside temperatures and which is so frequently selected after discerning comparisons.

Hundreds of installations in service for years in apartments, homes, offices and public buildings.




**HUNGARIAN REFORMED CHURCH**  
Bridgeport, Conn.

Peter P. Petrofsky, Architect  
Frank Kecks, Contractor

11


Ask the Sarcotherm Heating Engineer nearest you for user testimonials in your vicinity. Cat No. 500 will be sent on request.

# Sarcotherm



SARCOTHERM CONTROLS, INC. • Empire State Bldg. • NEW YORK 1, N. Y.





# Like clean and sparkling showrooms... FOOD PLANT INTERIORS of Facing tile

Let's look at a food plant interior built with Structural Clay Facing Tile.

It's literally a showroom... *this* is a plant where sanitation begins at the very walls.

The walls actually *sparkle* with cleanliness! They wash down *clean*, and quickly, with soap and water (no other maintenance required).

Waste, spoilage and cleaning expense are at a minimum here. Dirt, oil, bacteria, or any other unsanitary trouble-maker can never hide on these impervious surfaces.

The employees are cheerful. They like these glistening light-

reflecting walls trimmed with a variety of contrasting colors. It's an interior you can give *your* clients. And at a real saving in construction cost, because these are walls and surface finishes *in one!* They're fireproof, durable, extra-strong structurally. They never need refinishing.


Investigate Facing Tile before you plan any part of a food processing or storage plant. Available in efficient modular sizes, glazed or unglazed. Contact any Institute member or see Sweet's Architectural Catalog for additional data.

**SEND FOR NEW 90-PAGE MODULAR FACING TILE HANDBOOK**  
*Free* to registered architects and engineers. Write Desk AR-7 of the Institute on your letterhead. Fifty cents to others.

**FACING TILE INSTITUTE**  
1756 K STREET, N. W. ◦ WASHINGTON 6, D. C.

## INSTITUTE MEMBERS

Belden Brick Company, Canton, Ohio  
Continental Clay Products Co., Kittanning, Pennsylvania  
Charleston Clay Products Co., Charleston 22, West Virginia  
Hanley Company, New York 17, N. Y.  
Hydraulic Press Brick Co., Indianapolis, Indiana



Mapleton Clay Products Co., Canton, Ohio


## INSTITUTE MEMBERS

Metropolitan Paving Brick Co., Canton, Ohio  
National Fireproofing Corp., Pittsburgh 12, Pennsylvania  
Stark Brick Company, Canton, Ohio  
Standard Clay Manufacturing Co., New Brighton, Pa.  
West Virginia Brick Company, Charleston, West Virginia



# beauty

isn't the half of it...  
with the New **SILENTITE**



*When in New York, visit the Curtis Woodwork Display at Architects' Samples Corporation, 101 Park Avenue.*



Of course, the new Silentite, with its narrow mullions—its large glass areas—its modern streamlined design—is *beautiful*. But beauty is only one feature of this truly modern window. For instance:

### GREATER WEATHER PROTECTION

Made of wood—in itself an insulating material—Silentite has new advantages that make it 20% more weathertight even than the famous original Silentite, introduced in 1932. "Floating" weatherstrips that always fit snugly, yet permit easy movement of the sash, are an important, patented feature.

### GREATER OPERATING EASE

Silentite opens without effort when new—and continues to operate easily throughout its long life. It won't rattle or creep. And Silentite has the famous Curtis spring suspension—no weights, no pulleys, no cords.

### MORE ECONOMY

Because Silentite is precision-built—because all parts are engineered for perfect coordination—the new Silentite costs less to install. Remember, too, that Silentite saves maintenance costs. It is preservative-treated to give lasting satisfaction.

CURTIS COMPANIES SERVICE BUREAU  
AR-6S Curtis Building, Clinton, Iowa

Gentlemen: Please send me book on Silentite Window Line.

Name.....


Address.....

City.....State.....

I am  Architect,  Contractor,  Prospective Home Builder,  
 Student.


(Please check above)






● AMBLER, PA.

*Serving the  
growing needs for  
Asbestos...*




● AMBLER, PA.

● ST. LOUIS, MO.



● NEW ORLEANS, LA.



# K&M's STRATEGICALLY LOCATED FACTORIES

K&M—a pioneer in the production of Asbestos and Magnesia products, operates 8 strategically located factories to handle the expanding requirements of its seven major sales divisions.

Our Research Laboratories are constantly in search of new and better ways to save and serve through improved and more efficient products.

An experienced sales engineering staff is always available to give helpful advice on the correct application of these products.

*Nature made  
Asbestos...*

*Keasbey & Mattison  
has made it serve  
mankind since 1873*

**KEASBEY & MATTISON  
COMPANY • AMBLER • PENNSYLVANIA**





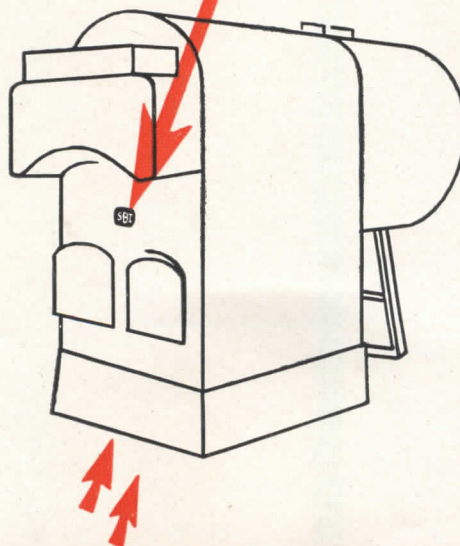
# **AN IMPORTANT GUIDE IN SELECTING STEEL BOILERS**



Reg. U. S. Pat. Off.

The above SBI symbol on a steel boiler is your guarantee that the boiler has been designed, manufactured and rated in conformity with the Code of the Steel Boiler Institute . . . a code developed for your protection and based on the accumulated experience of America's leading engineers and boiler manufacturers.

The use of this symbol is not restricted to members of the Steel Boiler Institute. It is available to any manufacturer who complies with the provisions of the SBI Rating Code.



## ***Steel Boilers for Heating Power and Process Steam***

are being fabricated according to the SBI Code by America's foremost boiler makers . . . many of whom produce boilers well above the stringent Code requirements.

**STEEL BOILER INSTITUTE INC.**

1207 Land Title Bldg.

Philadelphia



# Old St. Louis Courthouse Dome

## GETS NEW ROOF OF REVERE COPPER ANOTHER EXAMPLE OF COPPER AND COMMON SENSE

A NEW ROOF of Revere Copper was recently installed on the Italianate dome atop the old St. Louis Courthouse, now the museum of the Jefferson National Expansion Memorial. The new roof is part of a large restoration program that will preserve this handsome, historically-rich building for future generations.

Sheet copper for roofs, flashings and gutter linings is the common sense choice whenever you want *extra* years of service. Not only is copper the most enduring of all the commonly used sheet metals when exposed to the elements, but the Revere Research Laboratories have developed design and installation data that help you provide the very finest sheet copper construction.

Whenever you are faced with a problem concerning the design or installation of copper, look first to the Revere manual\*; and if you do not find the complete answer there, the Revere Technical Advisory Service, Architectural, will be glad to help you. The chances are that they have already had experience with a similar problem. In any case, they'll do their best to help solve yours.

There is no charge or other obligation for this service. Simply call your Revere Distributor or the Revere Office nearest to you.

☆ ☆ ☆

Sheet Metal Contractor: Mound Rose Cornice & Sheet Metal Works.  
Distributor: Brass & Copper Sales Co. Both of St. Louis, Mo.

*\*\*Research Solves Problems of Stress Failures in Sheet Copper Construction\*\**

# REVERE

**COPPER AND BRASS INCORPORATED**

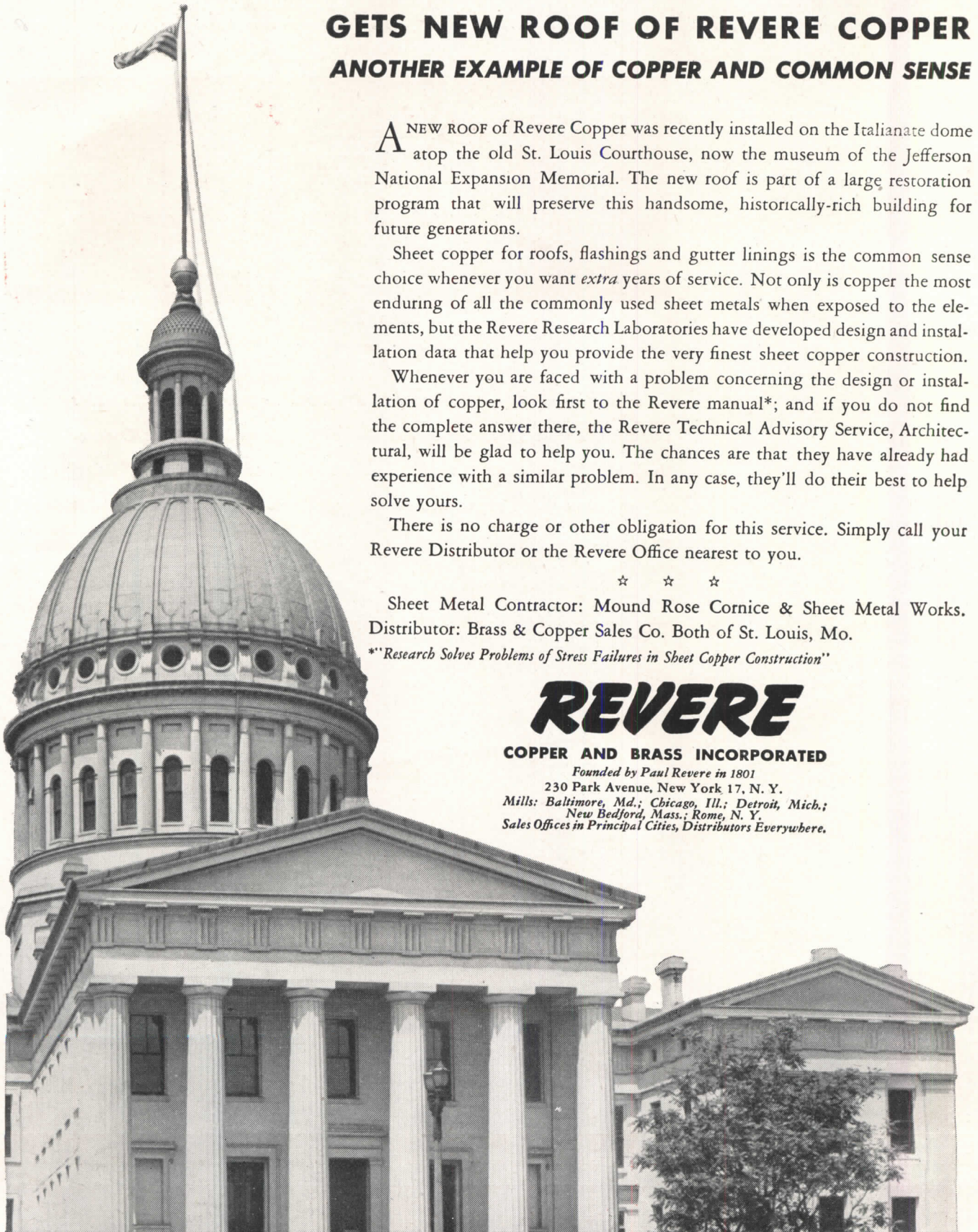
*Founded by Paul Revere in 1801*

230 Park Avenue, New York 17, N. Y.

*Mills: Baltimore, Md.; Chicago, Ill.; Detroit, Mich.;*

*New Bedford, Mass.; Rome, N. Y.*

*Sales Offices in Principal Cities, Distributors Everywhere.*







## HOW YOU CAN

# *Cut the cost of daylight and fresh air*

You know the importance of abundant daylight and controlled fresh air in keeping students alert and cheerful. You probably recognize window walls as the mark of an up-to-date school.


But have you considered the economy in creating window walls by combining *standard* window units?

Fenestra\* Fenecraft Steel Windows make it easy to get large window areas at low cost. Their standardization results in low first cost and simplified installation. Co-ordination of window dimensions with those of other wall materials minimizes installation costs. Even glass sizes are planned for inexpensive replacement.


Control of fresh air is an important benefit of Fenecraft Projected Windows. Open-out vents

form canopies over openings. Open-in vents deflect incoming air upward, shed rain to the outside. You get good ventilation whatever the weather. And the sill vent guards against the dangerous pastime of leaning out of windows.

All three types of Fenecraft Windows—Projected, Casement and Combination—are designed to beautify both the inside and outside of the building. They offer permanently-easy operation . . . weather-tightness . . . safer cleaning . . . firesafety . . . low maintenance. You can be confident of the high quality of Fenecraft Windows, for they are made by skilled craftsmen in the shops of America's oldest and largest steel window manufacturer. For full information, including types and sizes, mail the coupon. \*®

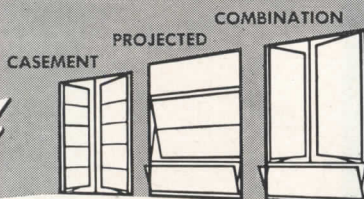


**FENCRAFT COMBINATION WINDOW**—generous fresh-air ventilation. Swing leaves deflect breezes into the room. In-tilting sill vent protects against drafts. Both sides easily and safely washed from inside.



**FENCRAFT CASEMENT WINDOW**—safe washing on outside, from inside. Easy to operate. Interchangeable inside screens, protected from outside dirt.

# *Fenestra*



**FENCRAFT INTERMEDIATE STEEL WINDOWS**

Detroit Steel Products Company,  
Dept. AR-7,  
2252 East Grand Blvd.,  
Detroit 11, Michigan

Please send me data on types and sizes of the new Fenecraft family of Fenestra Windows.

Name \_\_\_\_\_

Company \_\_\_\_\_

Address \_\_\_\_\_



# FLOORING

## Where Should This Floor Be Used? \*

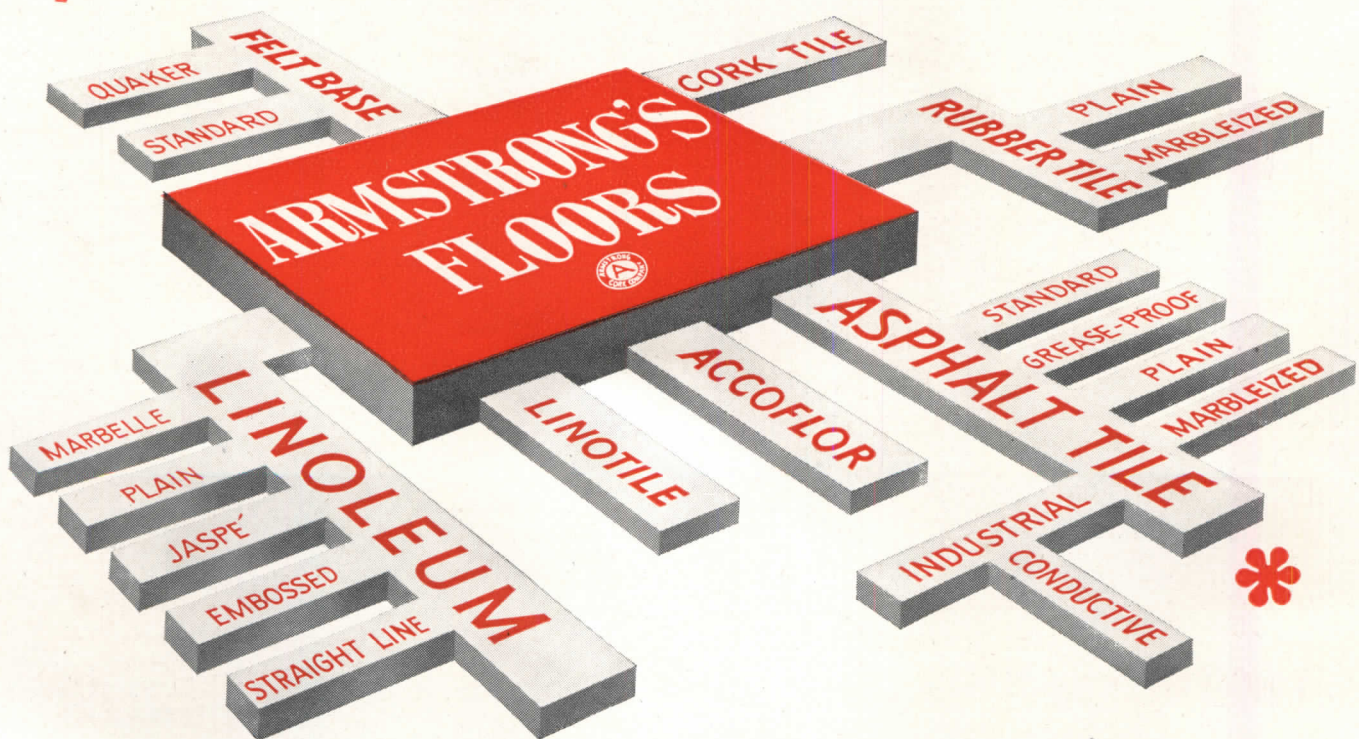
### \* *Is it the solution to all flooring problems?*

Asphalt tile is made in a variety of types—standard, greaseproof, industrial, conductive, and greaseproof conductive. It can be used in many different areas, including basements. During the war years, when other flooring materials were in short supply, asphalt tile was used for virtually every type of installation. This widespread emergency usage may have resulted in the belief among some architects as well as the general public that asphalt tile solves all flooring problems. However, this is not the case. Although asphalt tile performs satisfactorily below grade, on grade, and above grade, it is not a "cure-all." While it has many advantages, it also has limitations that, in many instances, make other types of resilient flooring materials a more logical choice.

### \* *What are its advantages?*

The outstanding advantage of asphalt tile is its ability to withstand the effects of alkaline moisture that's always present when concrete subfloors are in contact with the ground. In Armstrong's Asphalt Tile, color pigments as well as binders and fillers are alkali resistant.


The low cost of asphalt tile, combined with its unusual durability and beauty, is also in its favor. The toughness and flexibility of the Armstrong product make it practical to install  $\frac{1}{8}$ " gauge over wood subfloors. The variety of plain and marbled colors provides unlimited design opportunities.





\* *What are its limitations?*

Asphalt tile is the hardest of all the resilient flooring materials. Less quiet underfoot than linoleum, Linotile®, rubber tile, or cork tile, it is more than 90% quieter than hardwood. In contrast to its relative hardness, asphalt tile has less resistance to indentation than other types of resilient floors. A thermoplastic material, it softens under heat. However, indentation from furniture loads is overcome by the use of furniture rests.



\* *How does it compare on a cost basis?*

There are four price groups—A, B, C, and D, according to color—with the lightest colors being the most expensive. The lighter colors in the 1/8" gauge of the C and D groups are comparable in price to light gauge linoleum. Colors in the A and B groups cost less than linoleum of any gauge. All asphalt tile colors are priced well below Linotile, rubber tile, and cork tile. Some of the darker shades of asphalt tile are almost as inexpensive as felt-base floor covering.

\* *How does one type differ from another?*

Specialized types of asphalt tile make this flooring suitable for industrial as well as for commercial and residential installations. Basically the same, each type has specific characteristics as outlined below.

**Standard**

For general residential and commercial installations. Recommended for basements, grade level, and suspended floors. Grease, oils, and fats cause standard asphalt tile to soften and disintegrate. Twenty-five plain and marbled colors in the Armstrong Line.

**Greaseproof**

Similar in general characteristics to standard asphalt tile. Contains special ingredients which make it resistant to ordinary greases, oils, and fats. Recommended for installation in kitchens, restaurants, meat stores, filling stations, and similar places where grease and oil conditions exist. Colors match standard asphalt tile.

**Industrial**

Contains special binders that give industrial asphalt tile high tensile strength and traction. It's a tough, long-wearing floor that's both non-dusting and non-sparking. Recommended for factories, shipping rooms,

ramps, freight elevators, and other industrial areas where resilient flooring is an advantage. Can be used for grade level and suspended floors. Not recommended for installation below grade. Available in plain black only. Matte finish prevents glare.

**Conductive**

Possesses exceptionally low electrical resistance. It aids in dissipating static electricity. It is also non-sparking. Conductive asphalt tile provides added protection against explosions in hospital operating rooms, powder plants, and wherever the generation of static electricity presents a hazard. Available in plain black only.

**Greaseproof Conductive**

Same characteristics as conductive asphalt tile but with the added ability to resist the harmful effects of grease and oil. For use in manufacturing areas where grease conditions as well as danger from explosion through static electricity are problems.

\* *What sizes and gauges are available?*

Armstrong's Standard and Greaseproof Asphalt Tile are 9"x9"—1/8" and 3/16" thick. For borders, 18"x24" size is also available in a number of colors. Feature strips, 24" long, are available in widths from 1" to 4 1/2" in multiples of 1/2". Industrial, conductive, and greaseproof conductive asphalt tile are made in 18"x24" size and 1/8" and 3/16" gauges.

For samples and literature on Armstrong's Asphalt Tile or other types of Armstrong's Resilient Floors, write to any Armstrong district office or directly to Armstrong Cork Company, Floor Div., 2407 State St., Lancaster, Pennsylvania.





**ONLY COMPLETELY-PROTECTED  
CONDUCTORS ASSURE**

***Longest-Lived* WIRES AND CABLES**

**... and only Okolite-Okoprene cables  
possess these 9 "factors of protection"**



- ① Conductors are coated with corrosion-resistant Okoloy, a lead alloy that outlasts tinning 2 to 1.
- ② Internal corona cutting is eliminated and dielectric strength increased by Semicon Tape applied over the conductor on all Okolite-Okoprene cables operating at over 2000 volts.
- ③ Moisture-resisting, high-voltage Okolite, an oil-base insulation proved in over 20 years of service, is made with Up-River Fine Para, the best grade of natural rubber. Approved as Type RWSN by Underwriters' Laboratories.
- ④ The Okoprene covering, a pioneering development of the Okonite laboratories, has established its stability and permanence on millions of feet of cable installed since 1935 under the most severe conditions.
- ⑤ Both insulation and jacket are applied together in a single operation by the strip-process and uniformly vulcanized in a continuous metal mold to give the best and most dependable bond.
- ⑥ Insulation and covering receive but a single vulcanizing "cure" thus eliminating the life-shortening effects of double vulcanization.

With today's installation costs\*  
only the

***Longest-Lived***  
will be economical

\*The lifetime cost of a cable rather than its first cost is the only true measure. Okonite wires and cables, built to stand up better and longer, can offset high installation costs.

- ⑦ Thickness of both insulation and jacket are accurately controlled by the Okonite strip-insulating process.
- ⑧ In addition to a. c. tests, every Okolite-Okoprene cable is subjected to high-voltage d. c. tests more severe than used by any other cable manufacturer.
- ⑨ Okolite-Okoprene cables have the longest and most extensive service record.

Okolite-Okoprene's electrical operating advantages, installation advantages and design advantages are given along with dimensional data in illustrated, information-crammed Bulletin AR1037. For a copy, please address The Okonite Company, Passaic, New Jersey.

6627

**OKONITE**  **insulated wires and cables**

**THE BEST CABLE IS YOUR BEST POLICY**




# WORTHINGTON

## Air Conditioning and Refrigeration Report

Worthington Pump & Machinery Corporation, Harrison, New Jersey

### LESS FRICTION AND TURBULENCE LOSS IN "VOLUTE" COMPRESSOR DESIGN



The use of "volute" in the design of the centrifugal compressor which forms a part of the Worthington Centrifugal Refrigeration System provides greater efficiency because the smooth, obstruction-free gas passages reduce friction and turbulence loss.

An exclusively "Worthington" arrangement of the volute passages results in virtual elimination of radial thrust. In the first compression stage, a double volute balances any normally-developing radial thrust; in the second and third stages, the volutes are offset 180 deg. to counterbalance the radial thrusts.

Similarly, the arrangement of impellers is such that the axial thrust


produced by the third-stage impeller substantially counterbalances that developed by the first- and second-stage impellers.

Other features include:

Auxiliary motor-driven oil pump provides pressure in bearings and shaft seal before starting and stopping.

Wheels are cast, rather than fabricated, for shaping to proper hydraulic design.

Write us for Bulletin C-1100-B14, giving further information. *Worthington Pump and Machinery Corporation, Harrison, N. J. Specialists in air conditioning and refrigeration for more than 50 years.*



#### Worthington at Firestone

The Research Laboratory in the huge Firestone Tire and Rubber Company at Akron, Ohio, is air-conditioned by Worthington equipment.



#### Windowless Store— Worthington Air

A 540-ton Worthington Centrifugal Refrigeration Machine, mounted on a structural steel base in a rooftop penthouse, provides year-round air conditioning for Burdine's Department Store at Fort Lauderdale, Florida.

#### Balanced Air—For Small or Large Installation

Whether it's a 540-ton centrifugal machine for a big building like Burdine's, or a 3-ton packaged unit for a corner drug store, the same fact holds true. Because Worthington makes *all* the vital "innards" of air conditioning and refrigeration systems, the customer gets a *completely-integrated*—not just *assembled*—system. And that means more efficient, more economical operation—*more worth in Worthington*. See your nearby Worthington distributor (in the Classified Telephone Book) for details. A.8.32

**WORTHINGTON**




*Air  
Conditioning  
and  
Refrigeration*





*none of this with a Briggs bathtub—it's leakproof!*

No dripping ceilings under Briggs Beautyware bathrooms! These revolutionary die-formed steel fixtures take care of this problem—and untie every *other* knot in the business! Briggs bathtubs are *lighter*—(only 110 pounds), and stronger. Briggs tubs are *safer*—thanks to the patented Safety-Bottom, the helpful hand grip. Briggs tubs give you *uniform quality*: every tub is furnished in stainproof (acid-resistant) porcelain enamel. Briggs fixtures fit *exactly*—because of their close tolerance engineering. Yet with *all* these extras, Briggs fixtures are modestly priced! Write now for new catalog featuring Briggs plumbing fixtures and Briggs brass. Briggs Manufacturing Company, 3031G Miller Avenue, Detroit 11, Michigan.

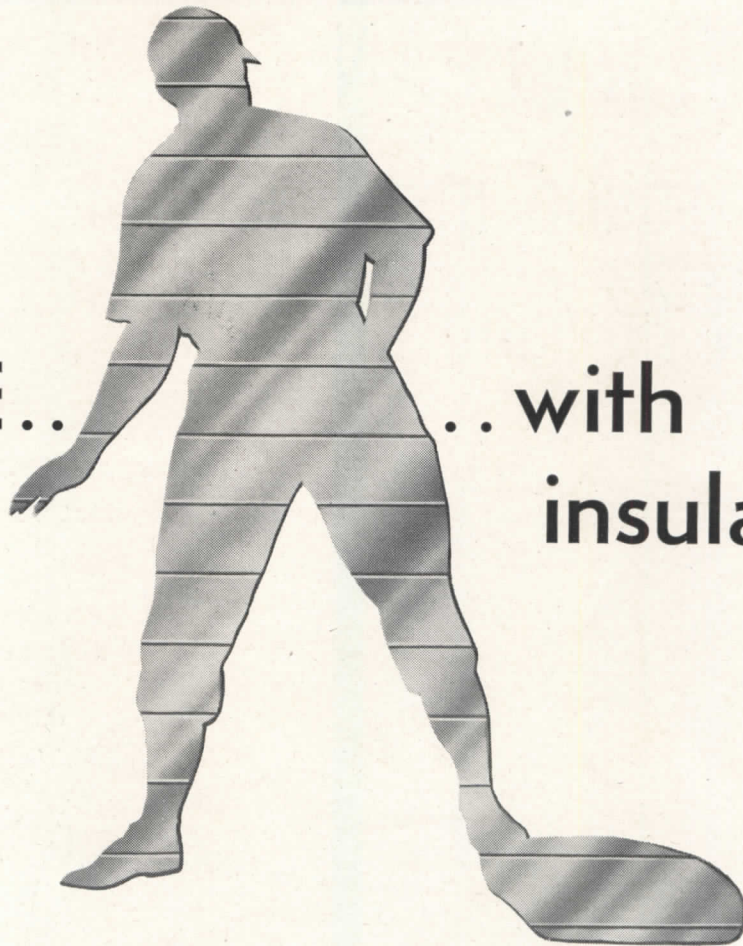


*Briggs solves the danger of leaks at tub-wall line—with an integral lip flange. This provides a perfect flashing—a permanent water seal—tub to walls.*

**BRIGGS** *Beautyware*



# How to Play SAFE... .. with insulation



**B**EFORE installing insulation, you want to know how well it provides protection from heat or cold.

But do you ask these questions — equally important: Is it *safe* from moisture? Is it *safe* from fire? Is it *safe* from deterioration?

Architects and builders are *playing safe* by installing Ferro-Therm — the *all-steel* reflective insulation. Ferro-Therm not only *reflects 90-95% of all radiant heat* — the acme of efficient control of temperature —

It reduces the danger of rot to framing members because it does not absorb moisture . . .

It acts as a definite fire barrier because it is *all steel* and is stapled securely in place . . .

It will not deteriorate because it is a sheet of *steel* which has a protective alloy coating.

Get the *lasting* protection of Ferro-Therm — and the *safety* features that only *steel* insulation can provide — in cold storage and fur storage plants, all-weather rooms, warehouses, locker plants, test chambers, multiple dwellings and prefabricated structures. Made from 38-gauge steel — thin, light, easy to install. Mail the coupon now for details.

American Flange & Manufacturing Co. Inc.,  
Ferro-Therm Division, Dept. AR-7, 30 Rockefeller Plaza,  
New York 20, N. Y.

Please send me, without obligation, complete information on Ferro-Therm Steel Insulation —  commercial;  residential.

I am an  Architect;  Builder;  Contractor.

Name.....

Firm.....

Street.....

City..... State.....




Page 10A/3 and 10B/1  
Architectural File



# SUPER-CLEAN AIR

proves sound Insurance for  
New England Mutual!



## AAF Electro-Matics Give Complete Coverage Against Damaging Dirt, Dust and Smoke

THE New England Mutual Life Insurance Co. of Boston, Mass.—the first mutual life insurance company chartered in America—has purchased insurance against the damaging effects of dust, soot and smoke. AAF Electro-Matic\* Precipitators, having a capacity of 190,000 C.F.M., are installed as part of their modern air conditioning system.

Building interiors, costly office equipment, priceless records and every employee from the president to the office boy—all are completely "covered" with super-clean air. It's a sound investment that pays off in lower maintenance costs and improved working conditions.

Your clients need AAF "insurance", too! Dirt and smoke are the source of many product and personnel problems. And remember, every air filtration requirement is different. That's why AAF, with the only complete line of air filters, its expert technical staff, can best fulfill your needs. For complete information, contact your local AAF representative or write direct to—

### AMERICAN AIR FILTER COMPANY, INC.

389 Central Ave., Louisville 8, Ky.

In Canada: Darling Bros., Ltd., Montreal, P. Q.

\* Automatic Electronic Precipitators




AAF

**AIR FILTERS  
AND ELECTRONIC PRECIPITATORS**



This is the Wakefield

*Commodore*



Shown here is the distribution curve for the Commodore No. 369, plotted by Electrical Testing Laboratories. All Commodores are Underwriters Approved.

**... an Economical Incandescent Luminaire for Classrooms, Offices and Drafting Rooms**

The Wakefield Commodore is being used with marked success in one of the experimental rooms of Rosedale School in Austin, Texas, where the concept of the coordinated classroom as the answer to good lighting was developed. When the elements of decoration, daylight control and seating were brought into balance, it was shown that the luminous indirect Commodore unit provides a quality and a quantity of illumination contributing remarkably to an environment in which seeing is relatively effortless. Of particular interest is the fact that Commodores are economical to install

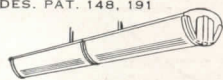
and maintain. And they are adaptable to practically any lighting requirement since they are manufactured in a complete series for wattages from 200W to 1000W, with all hangers and reflectors uniformly styled. The white molded Plaskon reflectors are made in diameters from 15 to 26 inches, varying in wall thickness to insure uniformity of brightness throughout any installation. The hangers are aluminum, finished in satin aluminum.

For complete data on the Wakefield Commodore, write for Catalog 48A. The F. W. Wakefield Brass Company, Vermilion, Ohio.

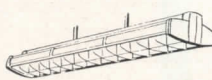
*Wakefield Over-ALL Lighting*

**FOR OFFICE • DRAFTING ROOM • STORE AND SCHOOL**

DES. PAT. 148, 191



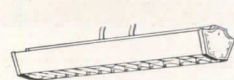
THE STAR



THE GRENADE IV



THE COMMODORE



THE DIPLOMAT





# Small homes offer big value

## They're Radiant Heated with National STEEL Pipe!

*National Steel Pipe was used for the heating coils of a large number of these houses because of its low cost, proved dependability, and ease of installation.*



*Shackelford Homes, Prairie Village, Kansas City, Missouri.*

**S**SMALL home buyers are getting *real* value in Prairie Village, Kansas City. These Shackelford Homes offer a gas fired radiant heating system built with NATIONAL Steel Pipe.

Prospective owners are looking forward to the comfort of warm, draft-free floors, and uniform heat throughout the house. Furthermore, they anticipate low operating cost of the *radiant* heating system.

NATIONAL Steel Pipe is ideal for radiant heating systems just as it is

ideal for other types of hot water or steam heating systems. It is low in first cost, easy to bend and easy to weld. It expands at the same rate as concrete and plaster and acts as a reinforcement for the floor. NATIONAL, the largest selling pipe in the world for heating purposes, offers the additional advantages of the Scale Free and Spellerizing processes. This means that the pipe interior is clean, smooth, free from mill scale, with minimum frictional resistance!

**Write for free 48-page book, "Radiant Heating with National Pipe".** It brings you practical information as a basis for planning and installing an efficient steel pipe radiant heating system. Address National Tube Company, Frick Building, Pittsburgh 19, Pennsylvania.

**NATIONAL TUBE COMPANY, PITTSBURGH, PA.**  
COLUMBIA STEEL COMPANY, SAN FRANCISCO,  
PACIFIC COAST DISTRIBUTORS  
UNITED STATES STEEL EXPORT COMPANY, NEW YORK



## **NATIONAL Steel PIPE**

**UNITED STATES STEEL**



# ONLY *Olsonite* SEATS

## Have All These Selling Features!

Whether White, Black, Color or Pearlescent, It Is the Same Solid Olsonite Throughout . . .

Long Life, Stain-proof Bumpers Used On All Olsonite Seats . . .

Complete line of Models and Colors

Scientifically Designed In Both Proportion and Contour with Smooth Curves and Edges . . .

When Installed, No Metal Fastenings Show — Brass Metal-Hinge Posts are Smartly Olsonite Covered . . .

Exclusive New, Patented Olsonite Hinge Design.

Absolutely Flat Under-Surface — Avoids Dirt and Germ Deposits!

Beautiful, Lustrous, Olsonite ALL THE WAY THROUGH!

NOT CONCAVE —  
NOT CORE-COVERED —  
NOT HOLLOW —  
BUT LUSTROUS OLSONITE  
ALL THE WAY THROUGH!

**Lowest-Priced Seat of This Quality on the Market — and Guaranteed a Lifetime!**

Olsonite Seats are far superior to ordinary wood, rubber, sheet-covered, or plastic-coated seats . . . and are far greater values! They won't crack, chip, peel, stain, or lose luster! Non-inflammable! No exposed metal. (Sold only through authorized plumbing and heating jobbers to Master Plumbers.) Contact your local jobber today. For full information write Olsonite Plastics Division.

*Olsonite* PLASTICS DIVISION

DIVISION OF SWEDISH CRUCIBLE STEEL COMPANY, DETROIT 11, MICH. (836) BUTLER AVE.





The new Chicago office and plant building of "Power House" Candy Bars (Walter H. Johnson Candy Co.) features Insulux Glass Block to direct daylight deep into interior. Note clear windows for vision and ventilation. Bruce A. Gordon Co., Engineers; S. N. Nielsen, General Contractor; Frank Millers Sons Fireproofing Co., glass block installation.



## Notes on bending light

A NEW approach to daylight control in offices, laboratories, precision manufacturing plants and classrooms lies open.

Insulux Glass Block No. 351 actually bends light rays. Light is thus directed to ceiling for even distribution deep into the room.

Combined with Insulux Block No. 350 (pattern spreads light evenly through horizontal plane) brightness



contrasts are sharply reduced, and light is more evenly distributed throughout the room.

American Structural Products Company is a wholly owned subsidiary of the Owens-Illinois Glass Company. It has taken over the manufacture and sale of Insulux Glass Block and other Owens-Illinois structural products. For data on Insulux write Dept. E.8, American Structural Products Company, P. O. Box 1035, Toledo 1, Ohio.




See how a combination panel of Insulux Glass Blocks No. 351 (a) and 350 (b) directs light into a room. No. 351 turns major part of light transmitted upwards, has a greatly reduced brightness when viewed from below. No. 350, used below eye-level, diffuses light evenly over horizontal plane; has low surface brightness at all angles.

**INSULUX**  
GLASS BLOCK  
AMERICAN STRUCTURAL  
PRODUCTS COMPANY  
Subsidiary of  
OWENS-ILLINOIS GLASS COMPANY



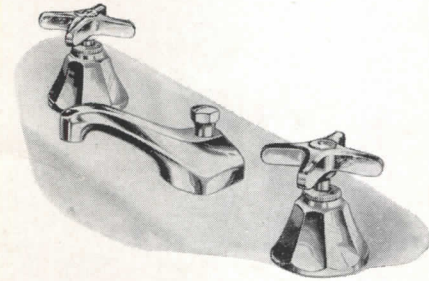


# There are many reasons for the trend to install **Salter MASTERPIECE FIXTURES**



The home owner, plumber, builder and dealer all welcome the extra quality and particularly the exclusive operating features of Salter Masterpiece Fixtures. Typical of this acceptance is the interest and demand for Salter fixtures with revolutionary Feather-Touch valves which eliminate valve seat washers, seats, etc. plus the usual dripping that eventually develops with ordinary valves. Actual tests reveal Salter Feather-Touch valves operate like new even after an equivalent of over 20 years service. In addition to the lavatory fixtures illustrated, the Salter Masterpiece Line includes equally distinctive brass plumbing trim for the bathroom, kitchen and laundry... as well as the valves necessary for the basic installation. Start specifying Salter Masterpiece Fixtures... Your clients are certain to welcome their "feather-touch" operation and drip-proof service. Catalog upon request.

**H. B. Salter MFG. CO.**, Marysville, Ohio  
and Division **THE GLAUBER BRASS MFG. CO.**, Kinsman, Ohio



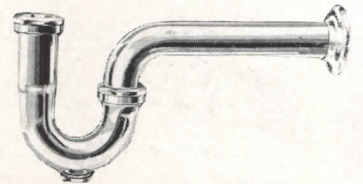

**367** above—Masterpiece lavatory fixture to fit 3 opening lavatories with holes in line or offset. Complete with snap-lock pop-up waste.

**571** large illustration—Feather-Touch 4" lavatory fixture complete with easy to install pop-up waste.

**260** left—Feather-Touch lavatory faucet complete with male shank, washers, etc.

**351** right—Salter easy to install snap-lock pop-up waste with fool-proof enclosed mechanism.


**803** below—Seamless P-trap with forged clean out, heavy flanges and lead washers.



**Salter** Masterpiece Fixtures are nationally advertised in all the leading Home Magazines



*Weigh all the advantages*



*Look for*

**BALANSEAL...**

**another exclusive York feature  
in the V/W Compressor**


The shaft of the famous V/W, "the compressor that never wears out" is effectively sealed without springs and without packing.

Through the use of the exclusive York "Balanseal", closure is secured with a minimum of friction and power loss by an arrangement of flexible, tempered steel discs that compensate for both internal crankcase pressure and external atmos-

pheric pressure. "Balanseals" operate under a continuous oil head and combine high efficiency with striking simplicity.

"Balanseals", plus vibration-free design, plus the use of cylinder liners that permit replacement of *all* parts subject to wear, make the York V/W the obvious choice of all compressors in their capacity range.

York Corporation, York, Pa.



**York's  
Engineering  
Assistance  
backs up York's  
Outstanding  
Equipment**

Experience and practical technical assistance unequalled elsewhere are available to you as a York customer . . . wherever you may be.

In the Southwest District, for example, Manager Edwards located in Houston, assisted by ten York-trained sales engineers, is at the service of York customers in this district. The highly practical, up-to-the-minute assistance and advice of these gentlemen are available to you at all times, whether you are planning, purchasing, installing or operating refrigeration or air conditioning systems or equipment.



**A. C. EDWARDS**  
District Manager

Assisted by

*H. W. Broadwell, Sales Manager*

*F. D. Graham W. R. McGinnis*

*R. P. James C. H. McLeod*

*C. W. Lane J. F. Moss*

*W. K. Laster R. S. Sandifer*

*H. Z. Thomas*

**YORK** *Refrigeration and Air Conditioning*

HEADQUARTERS FOR MECHANICAL COOLING SINCE 1885







# Expediency May Invite Premature Obsolescence in a Toilet Room Environment

*Sanymetal Century Type Ceiling Hung Toilet Compartments* are particularly appropriate for schools. They impart dignity, refinement, and cheerfulness to the toilet room environment.

*Sanymetal Porcena Academy Type Toilet Compartments* satisfy architects who desire a conservative but modern toilet room environmental treatment.



*Sanymetal Porcena Normandie Type Toilet Compartments* impart a moderately streamlined effect to a toilet room environment. Streamlined design wedded to utility fulfills all requirements.



*Sanymetal Porcena Academy Type Shower Stall and Dressing Room Compartments* provide the utmost in sanitation for gymnasiums and dormitories.

*Sanymetal*\*

**"PORCENA"**

(Porcelain on Steel) TOILET COMPARTMENTS

possess the natural structural strength of steel, not one sheet, but two 16-gauge sheets securely bonded on opposite sides of dense insulating core, strengthened by porcelain enamel (four layers on each sheet) which provides a non-porous, flint-hard, glass-smooth surface that is positively impervious to odors, acids and moisture.

● Toilet compartments usually dominate the toilet room, influencing the environment of the one room that is important to everyone occupying the building. Toilet compartments sometimes become outmoded quickly by changes in design and materials. Sanymetal "PORCENA" (Porcelain on Steel) Toilet Compartments provide a generous measure of protection against premature obsolescence because of their modernity and beauty, fadeless color combinations, utmost sanitation, and a correct combination of the hardness of glass with the structural strength of steel, which assures years more of unvarying service.

Fabricated of the ageless, fadeless material—"PORCENA" (Porcelain on Steel)—Sanymetal "PORCENA" Toilet Compartments are available in a wide range of beautiful, never-fade colors imbedded deep into a glass-smooth, flint-hard, non-porous surface that is moisture and rust-proof, does not absorb odors, and is impervious to ordinary acids, oils and grease. The glistening porcelain finish discourages defacement; is easily cleaned, and the brilliance of the surface renewed by wiping with a damp cloth.

Ask the Sanymetal Representative in your vicinity (see "Partitions" in phone book) for helpful suggestions on planning modern toilet room environments. Refer to Sanymetal Catalog 19-B6 in Sweet's Architectural File for 1948 or write for file copy of Catalog 85.

**THE SANYMETAL PRODUCTS COMPANY, INC.**  
1689 URBANA ROAD • CLEVELAND 12, OHIO

*Sanymetal Catalog 85 illustrates several typical toilet room environments as well as shower stall and dressing room suggestions.*



*Sanymetal*\*

\*Trade Mark Reg. U. S. Pat. Off.

**TOILET COMPARTMENTS,  
SHOWER STALLS AND  
DRESSING ROOMS**




One way to gain

# 10 EXTRA FEET



without adding  
an inch to your building!



## Only One More Loading Platform has often Meant Thousands of Dollars in Extra Profits

Seems simple? You'd be surprised how many shippers have found that cutting through a wall—and extending the platform—speeded up "goods in transit." In many cases, space formerly given over to storage was *no longer needed!*

Slow movement of goods, in or out of your plant, can gradually throttle production. If production is slowed, manufacturing costs increase all along the line. The wisest thing you can do—*right now*—is take a look around. Make a thorough check of your shipping platforms . . . time loss . . . congested areas. Take into account your shipping needs, not

for today . . . but two, four, or even six years from today!

### Remodeling Might Be the Answer

Slight remodeling may do the job. Call in your traffic manager and your architect.

Drastic savings in both TIME and MONEY are the result of careful planning . . . and will continue to pay off on the black side of your ledger for years to come!



THE **AMERICAN TRUCKING** INDUSTRY

AMERICAN TRUCKING ASSOCIATIONS, WASHINGTON 6, D. C.

**GOODS CAN'T MOVE FASTER THAN THEY'RE LOADED**





**ALBERT F. DAGIT,** partner in one of

America's oldest architectural firms, says— "We

have been using

# CASTELL

**DRAWING PENCILS**

*since we can remember!*

The one and only CASTELL DRAWING PENCIL, milled according to the secret micrometric process of the 187-year-old House of A. W. Faber—again available in all 18 incomparable tones of black... 7B to 9H. Still sold at the old pre-war price of 15c each . . . less in quantity!

HENRY D. DAGIT & SONS  
 ARCHITECTS  
 1529 RACE STREET  
 PHILADELPHIA 7, PA.

Mr. H. U. Bittman  
 A. W. Faber-Castell Pencil Co. Inc.  
 41 Dickerson Street  
 Newark 4, N. J.

Dear Mr. Bittman:

Our firm has been established since 1888 and this year marks our 60th anniversary. We have been using the Castell Pencils in the office since we can remember. During the war we missed the high quality to be found in Castell Pencils and we are delighted to have them once again.

Among the buildings we have designed are the following: Co-Cathedral of Christ the King, Atlanta, Ga., Library, Chemical Engineering Building, U. S. Navy Science and Training Building at Villanova College, Villanova, Penna., Little Flower Catholic High School for Girls, Philadelphia, Penna., which forms the background for the photograph, the Chapel at the Motherhouse of the Sisters of SS. Cyril and Methodius, Danville, Penna., Chapel at the Academy of the Assumption, Miami, Fla., and St. Ann's Church, Washington, D. C.

With kind regards we remain,  
 Very truly yours,  
 HENRY D. DAGIT AND SONS

BY: *Albert F. Dagit*  
 Albert F. Dagit, R.A.

**AW FABER-CASTELL**  
 PENCIL COMPANY INC., NEWARK 4, N.J.

AFD: eas

Professional men of stature need no urging . . . youngsters coming up would do well to acquire the CASTELL habit, because it is

**THE DRAWING PENCIL OF THE MASTERS!**







Three generations of craftsmen —grandfather "Pops" Olstinski, son "Smiler" and grandson Ray examine a sample of their craft — a new door with matched veneer face.

# Roddiscraft Quality

*Product of generations of Craftsmen*



Ed (Smiler) Olstinski, Foreman of the Veneer Splicing Department, and a 41 year veteran, checks veneers graded and inspected by his son Ray.



William "Pops" Olstinski, a veteran Roddis craftsman, takes his old position at the machine he started operating in 1903.

Pride in the product is a tradition at Roddis—passed down through generations of craftsmen. This three-generation Roddis family is but one of many who make craftsmanship a hereditary tradition at Roddis.

You can see it in Roddiscraft quality hardwood flush doors and plywood — they bear the stamp of the fine craftsman in their perfectly matched faces — their beautifully belt-sanded finish — their true, clean edges.

In working with wood, craftsmanship is the key to quality. Roddiscraft quality, known for more than half a century, is the product of generations of craftsmen.

## NATIONWIDE Roddiscraft WAREHOUSE SERVICE

Cambridge 39, Mass. . . . 229 Vassar St.  
 Chicago 8, Ill. . . . 1440 W. Cermak Rd.  
 Cincinnati 2, Ohio . . . 457 E. Sixth St.  
 Dallas 10, Texas . . . 2800 Medill St.  
 Detroit, Mich. . . . 11855 E. Jefferson Ave.  
 Kansas City 8, Mo. . . . 2729 Southwest Blvd.  
 Louisville 10, Ky. . . . 1201-5 S. 15th St.  
 L. I. City, N. Y. Review & Greenpoint Ave.  
 Los Angeles 11, Calif. . . . 2860 E. 54th St.  
 Marshfield, Wis. . . . 115 S. Palmetto St.  
 Milwaukee 8, Wis. . . . 4601 W. State St.  
 New York City, N. Y. . . . 920 E. 149th St.  
 San Antonio, Texas . . . 727 N. Cherry St.  
 San Francisco 24, Cal. . . . 345 Williams Ave.

DEALERS IN ALL PRINCIPAL CITIES

## Roddiscraft

*Roddis Lumber & Veneer Co.*

MARSHFIELD, WISCONSIN



New T-rated for  
10 amperes,  
125 volts

# NEW MERCURY SWITCH

SINGLE POLE, DOUBLE POLE, 3 WAY, 4 WAY

Distinctive  
new design

Helps you to  
sell good wiring

Silent operation  
— long life

Underwriters'  
Laboratories,  
Inc., approval  
means proved  
reliability

Ready for today's  
heavy loads

Conventional blades  
and springs eliminated

Narrow bodies  
make wiring  
easy

Ideal for homes,  
offices, hotels,  
institutions

Ask your General Electric merchandise distributor to show you the new G-E mercury switch, or write for complete information to Section D7-75, General Electric Company, Bridgeport 2, Connecticut.

**GENERAL  ELECTRIC**





## IT'S THE COMBINATION

The fine quality of Von Duprin Panic Exit Devices is the logical result of applying the right tools, men, experience and skill to their making.

From this combination of tools and men and know-how comes the precision of Von Duprin parts, their rugged character, the silky smoothness of their action, their astonishing length of life. And these same factors are responsible for the assurance which Von Duprins bring—assurance of safe, quick exit . . . always!



**VON DUPRIN DIVISION, VONNEGUT HARDWARE CO., INDIANAPOLIS, IND.**





## A building is known for FACILITIES, NOT FACADE

Q-Floors offer the architect a means of meeting increased, and still increasing, mechanical demands within a building.

A facade can be soon outmoded. But if every electrical demand can be satisfied promptly, the years can not obsolete the building as a working mechanism. Q-Floors are steel. The cells are crossed over with headers which carry the wires of every kind of electrical service.

An electrical outlet can be established on any six-inch area of Q-Floor. No need to locate outlets, or even partitions, until tenants are in. For an outlet, an electrician drills a small hole, pulls the wires and installs the fitting . . . all done in a matter of minutes without fuss, muss, or trenches.

Note the composite drawing. Steel Q-Floor is shown with suspended ceiling and a condensed visualization of mechanical equipment (no preset inserts) needed in a modern building. For such a job, a solid, monolithic floor is as active as a tombstone.

Aside from the electrical availability, Q-Floor has the value of reducing construction time 20 to 30%. It comes pre-cut and eliminates much of the

unpredictable factors of field construction. This time-saving is money-saving for your client. Also, you can estimate an earlier finish date—which is to say, an earlier revenue date for your client.

As for delivery of steel—remember, you must allow time for demolition and excavation. By then the steel will be ready.

The price of Q-Floors is right in line—less than the carpet that covers them. Think of a floor as the source of flexibility for the whole building. It has been specified for the largest postwar buildings in this country and the British Empire, because it keeps a building modern—regardless of the passing years. See Q-Floor fittings at any General Electric construction materials distributor's.


### H. H. ROBERTSON COMPANY

2404 Farmers Bank  
Building  
Pittsburgh 22,  
Pennsylvania



Offices in 50  
Principal Cities  
World-Wide  
Building Service





1,856 *Thermopane* units in Harkness Memorial Hospital, New York, insulate glass areas. *Thermopane*-enclosed entrance keeps the daylighted lobby warmer in winter, cooler in summer. Architects: Voorhees, Walker, Foley and Smith, New York City. Glass installed by David Shuldiner, Inc., Brooklyn.

## Complete Insulation includes **WINDOWS**

Windows form a large proportion of the exterior walls of hospitals. For maximum protection, they must be insulated, too.

Hospital planning boards are specifying windows of *Thermopane*\*—the insulating windowpane that makes single glazing out of date. It reduces heat loss through glass and downdrafts at windows, saves fuel and lessens the load on air-conditioning systems...important factors in these days of rising costs. It deadens outside noise, permitting patients to get more undisturbed rest.

Because it keeps moisture from forming on the glass surface, *Thermopane* helps maintain the correct humidity required in hospital rooms.

*Thermopane* is composed of two or more panes of glass separated by dehydrated air and fabricated into a unit with L·O·F's *Bondermetic Seal*\*. This metal-to-glass seal keeps dirt and moisture from entering the insulating air space. *Thermopane* units can be installed in fixed or opening sash... may be used in new construction or modernization.

You should be familiar with *Thermopane*... know the full value of insulating efficiency for large glass areas in all climates. For complete information, write for Don Graf's Technical Sheets on *Thermopane*. Libbey-Owens-Ford Glass Company, 2278 Nicholas Building, Toledo 3, Ohio.

\*®



**LIBBEY·OWENS·FORD**  
*a Great Name in* **GLASS**

ONLY LIBBEY·OWENS·FORD  
MAKES *Thermopane*



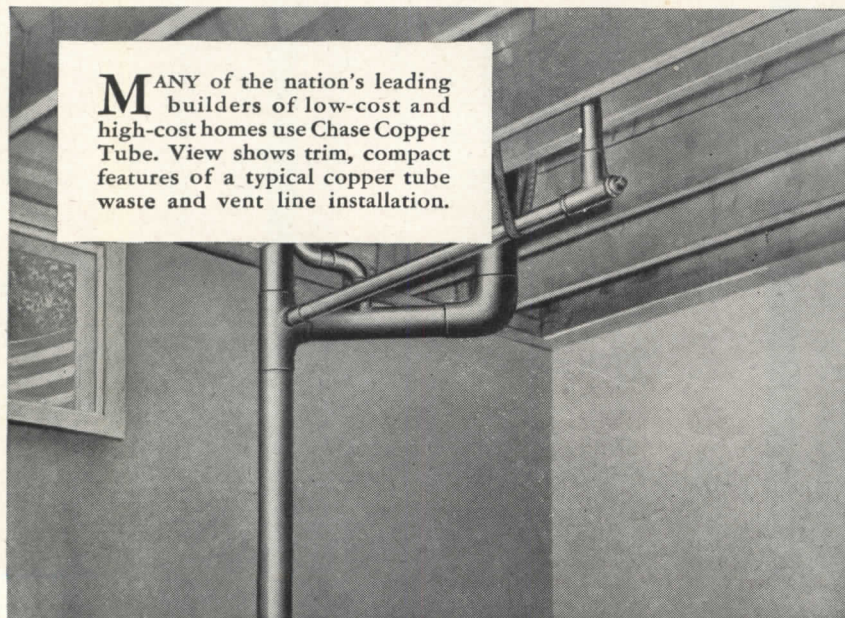
# Economical! Superior!

and best of all

# Readily available!



**CHASE COPPER TUBE**  
**FOR SOIL, WASTE AND VENT LINES!**




**M**ANY of the nation's leading builders of low-cost and high-cost homes use Chase Copper Tube. View shows trim, compact features of a typical copper tube waste and vent line installation.

**F**AST . . . economical installation has made Chase Copper Tube for soil, waste and vent lines a favorite with builders coast-to-coast! Here's why: You reduce many connections because Chase tube is available in 20 foot lengths. Its light weight makes pre-cutting and pre-assembly possible . . . makes maneuvering and handling quicker!

Find out more about the quality features . . . the economy features—the *availability*—of Chase Copper Tube for soil, waste and vent lines. Send for literature. Write Dept. AR78.

**FREE!** Booklet illustrating actual installations of Chase Copper Tube in homes across the country.



# Chase



*the Nation's Headquarters for*  
**BRASS & COPPER**

WATERBURY 91, CONNECTICUT

SUBSIDIARY OF KENNECOTT COPPER CORPORATION


THIS IS THE CHASE NETWORK . . . handiest way to buy brass

ALBANY† ATLANTA BALTIMORE BOSTON CHICAGO CINCINNATI CLEVELAND DETROIT HOUSTON† INDIANAPOLIS KANSAS CITY, MO. LOS ANGELES MILWAUKEE MINNEAPOLIS  
NEWARK NEW ORLEANS NEW YORK PHILADELPHIA PITTSBURGH PROVIDENCE ROCHESTER† SAN FRANCISCO SEATTLE ST. LOUIS WATERBURY (†Indicates Sales Office Only)



For *Permanence at Low Cost...*

## Specify **UPSON DUBL-THIK** Fibre Tile



No visible face nailing! Amazing Upson Floating Fastener provides for normal structural movement of studs and joists.

5 plys of tightly compressed wood fibers. Laminated to full 1/4" thickness for strength and rigidity.

Comes with specially treated smooth, fuzzless surface. Ready for enameling in any color customer likes.

***It is being used in increasing quantities!*** Upson Dubl-Thik Fibre Tile meets the demand for rich color, enduring tile-like beauty and easily washable surface in bath and kitchen.

No visible face nailing to mar its beauty.

Thick, sturdy and strong with specially prepared smooth

fuzzless surface. Two coats of enamel gives effect of charm and refinement.

Can be applied direct to studs in new construction or to furring strips over old walls. Installed and painted, *costs less than tile or most tile-like materials.* For further details, see Sweets or mail the coupon.



← Easily Identified By The Famous **BLUE** Center

**THE UPSON COMPANY, 47 Upson Point, Lockport, New York**

Send me literature on Upson Dubl-Thik Fibre Tile and Direction Sheets.

NAME

STREET

CITY

STATE

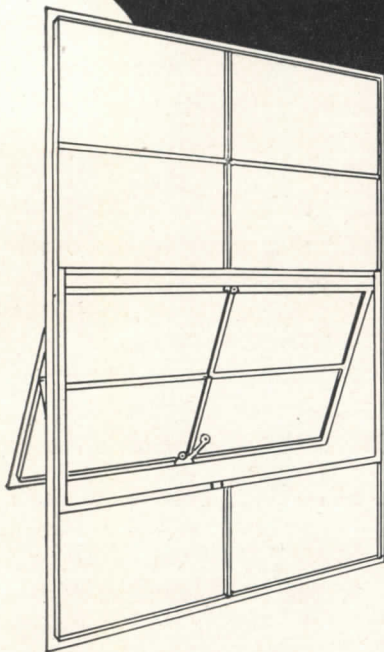


*Available* from warehouse stocks

# CECO


## STEEL WINDOWS

### and Metal Frame Screens



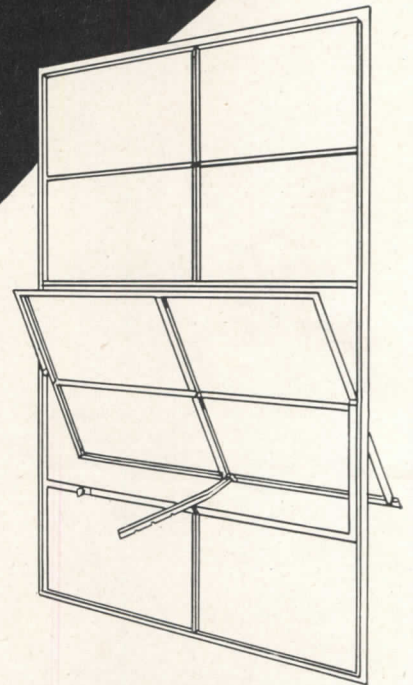
#### COMMERCIAL PROJECTED WINDOWS

For use in Commercial and Industrial buildings. Easy to screen — Ceco metal frame screens give perfect insect protection. Full range of standard types and sizes.



#### RESIDENCE CASEMENTS

Controlled ventilation is built-in! More sunlight because frames are slenderer. Tighter weatherseal, too! Easy to wash the outside from inside. And easy to open and close — no warping. Plus inside application of screens — no risky ladders to climb!



#### HORIZONTALLY PIVOTED WINDOWS

Used in Industrial and Commercial buildings when slight economy is desired. Expertly made to high standards. Full range of standard types and sizes.

Yes, you can have immediate delivery of these and other Ceco steel windows and screens. Send coupon for full information.

#### CECO STEEL PRODUCTS CORPORATION

GENERAL OFFICES: 5601 West 26th Street, Chicago 50, Illinois  
Offices, warehouses and fabricating plants in principal cities  
Other typical products—Steelforms, Steel Joists, Roof Deck

**CECO  
STEEL**

*In construction products* **CECO ENGINEERING** *makes the big difference*

Ceco Steel Products Corporation  
General Offices: 5601 West 26th Street  
Chicago 50, Illinois

I'm interested in  immediate delivery  later delivery of following windows:

- |   |  |
|---|--|
| <input type="checkbox"/> Commercial Projected | <input type="checkbox"/> Horizontally Pivoted    |
| <input type="checkbox"/> Residence Casements  | <input type="checkbox"/> Basement Windows        |
| <input type="checkbox"/> Security             | <input type="checkbox"/> Utility                 |
| <input type="checkbox"/> Doors and Frames     | <input type="checkbox"/> Architectural Projected |

Please send sales engineer   
Please send free literature

Name \_\_\_\_\_  
Firm \_\_\_\_\_  
Street Address \_\_\_\_\_  
City and State \_\_\_\_\_





## **In a Floor of Distinction Safety plus Wear-resistance**

The slipping hazard has not been accepted—it has been banished here in this distinctive floor in the lobby of the civic auditorium at Grand Rapids, Michigan. Not a minimum of attractiveness has been subtracted from the precast art marble treads in this floor by adding the measure of safety with the inclusion of ALUNDUM\* Terrazzo Aggregate. For this is the measure which adds permanent non-slip protection—unimpaired by water or other liquids and extreme resistance to wear even under heavy traffic.

Norton non-slip floors are made of hard, tough ALUNDUM\* (aluminum oxide) abrasive and they are available in four distinct forms:

- ALUNDUM Terrazzo Aggregate
- ALUNDUM Cement Floor Aggregate
- ALUNDUM Stair and Floor Tile
- ALUNDUM Ceramic Mosaic Tile

See our Catalog in Sweet's (SA and SE)

**NORTON COMPANY**  
Worcester 6, Massachusetts

\*Reg. Trade-mark

**Norton Non-slip Floors**  
NORTON COMPANY • WORCESTER 6, MASS.





YOU'LL BE  
**RIGHT**  
 ON  
**TOP**



When you specify Decorative Micarta  
 FOR TABLES... COUNTERS  
 ... BARS... WALLS

Whenever you want beauty plus convenience and durability, use this modern surfacing material. But be sure to specify Decorative Micarta\*. That way you'll get all 10 of these important advantages.

● Won't scratch or mar under ordinary service conditions. Finished surface is hard and durable.

● Strong, dense material. Guaranteed not to warp, chip or crack under ordinary service conditions.

● Genuine wood veneers available. Truwood Micarta combines the beauty of such woods as primavera, mahogany and walnut with all the practical features of Decorative Micarta.

● Quickly and easily cleaned, because of its permanently smooth surface.

● Available in "cigarette-proof" grade at slight extra cost. Even when cigarettes burn out on it, "cigarette-proof" Decorative Micarta remains unmarred.

● Will not spot or stain from spilled food, grease, alcohol, etc. Highly resistant to heat, moisture, mild acids and alkalis.

● Color-fast, permanent finish. Unusually clear, lustrous colors and patterns won't fade or darken.

● Exclusive "Beauty Mask" of tough Kraft paper protects surface during shipping, machining and installation. Strips off easily when ready for use.

● Optional finishes. Brilliant high-gloss or lustrous satin.

● Large 4 ft. by 8 ft. sheets of Decorative Micarta are available for covering large surfaces quickly, and with a minimum of joints. Smaller sizes also available for table tops and similar applications.

Sounds like almost an ideal surfacing material, doesn't it. Well, it is!

Don't fail to get complete information on Decorative Micarta now. Available in a variety of desirable colors and patterns. For samples and installation data, write:

UNITED STATES  
 PLYWOOD CORPORATION  
 New York 18, N. Y.

Weldwood* Hardwood Plywood	Flexmet
Douglas Fir Weldwood	Weldwood Glue* and other adhesives
Mengel Flush Doors	Weldtex*
Douglas Fir Doors	(striated plywood)
Overhead Garage Doors	Decorative Micarta**
Molded Plywood	Flexwood*
Armorply* (metal-faced plywood)	Flexglass*
Tekwood* (paper-faced plywood)	Firzite*

\*Reg. U. S. Pat. Off.  
 \*\*Reg. U. S. Pat. Off., Westinghouse Electric Corporation

**DECORATIVE  
 MICARTA**



# A Specific Cure for Hardening of the Electrical Arteries

ARCHITECT'S PRESCRIPTION  
*Rexall Drug*  
 Rx *Walkerduct*  
*use as needed*



Home Office and Warehouse, United Rexall Drug Co., Los Angeles, Cal.



Two miles of Walkerduct—hidden in the floors of the modern Rexall Building—provide ample raceways for a vast network of telephone, power and lighting circuits. Over 1800 service outlet fittings are now in use and there's room for hundreds more.

A Walker Underfloor System is the modern answer to present and future electrical needs. *Flexible*—to meet changing requirements during the life of a building. *Adaptable*—to any type of floor construction. *Economical*—to supply electrical outlets quickly and eliminate costly changes.

**WALKER BROTHERS**  
**Conshohocken 33, Pa.**

Albert F. Roller, Architect, San Francisco; Lyle E. Patton, Consulting Electrical Engineer, San Francisco; Fishbach & Moore, Inc., Electrical Contractor, Los Angeles; Gough Industries, Inc., Electrical Distributor, Los Angeles.

For further details, write for our Catalog #146 or consult Sweet's Architectural Files.



# UNDERFLOOR SYSTEMS!




# BETTER BRICKWORK


## is EASIER with **BRIXMENT!**

Full mortar joints are one of the best possible precautions against leaky brick walls. When cross joints and head joints are not *completely* filled with mortar, in both face brick and back-up work, water may penetrate to the inside of the wall, through openings in the joints.


### HEAD JOINTS



Slushing does not properly fill the voids in the head joints.



When mortar is spotted on only one corner of the brick, slushing seldom fills the voids.




Even when mortar is spotted on both corners of the brick, slushing will not always fill the voids.

### CROSS JOINTS



When mortar is spotted on both corners of the header brick,



there is nowhere near enough mortar in the joint.



Slushing will not fill the voids.

Poor workmanship like that shown above is the result of (1) excessive speed in laying the brick or (2) the fact that the mortar is so poor and lean as to make better workmanship too difficult.


Brixment makes this kind of workmanship unnecessary. It is rich, plastic, and has

high water-retaining capacity. It works almost as easy as straight lime putty. In addition, it has better bonding quality and greater resistance to freezing and thawing.

It is this *combination* of advantages that makes Brixment the leading masonry cement on the market.


LOUISVILLE CEMENT COMPANY, Incorporated, LOUISVILLE, KENTUCKY





**DON'T  
WASTE  
THE ROOF!**

• Modern architecture is building a whole new world up under the sky—roofs that meet the varied needs of modern life. Garden roofs for apartments and hotels. Promenade roofs for schools, hospitals and office buildings. Heavy traffic roofs for factories and warehouses.



Ruberoid has the specifications to make these new, imagination-stirring developments fully workable and practical. Soundly engineered, fully proved in actual construction. They're available and practicable now.

What building are you planning—commercial, institutional, religious, industrial or public? No matter what type of roof you have in mind for the job, Ruberoid specifications will help you make fullest use of that valuable roof area.

Our nearest sales office will be glad to furnish these specifications to you, or consult your Ruberoid Approved roofer.

← **APARTMENT GARDEN ROOF**

Representative of this trend in modern design, here's a landscaped roof that brings apartment dwellers a pleasant spot for relaxation and play. Flowers, shrubbery, trees and grass high above busy streets—up in the sunshine and fresh air!

**The right roof for any job—  
from ONE source!**

Ruberoid makes every type of built-up roof—Smooth Surfaced Asbestos, Coal Tar Pitch with gravel or slag surfacing, or smooth or gravel-and-slag surfaced asphalt . . . in specifications to meet any need. Ruberoid Approved Roofers are not prejudiced in favor of any one type. You are assured of one source for all materials, centralized responsibility, smoother operation, uniform quality!



**The RUBEROID Co.**

**BUILT-UP ROOFINGS**

Building Materials for Industry, Home and Farm  
Executive Offices: 500 Fifth Avenue, N.Y. 18, N.Y.

SALES  
OFFICES

BALTIMORE, MD.  
CHICAGO, ILL.  
DALLAS, TEXAS  
ERIE, PENN.

MILLIS, MASS.  
MINNEAPOLIS, MINN.  
MOBILE, ALA.  
NEW YORK, N. Y.



## R E C O R D

## ARCHITECTS ANONYMOUS

IF public recognition were the chief, or even a major, source of soul-satisfaction to the average architect his ego would starve to death. The fact is that the public neither knows nor cares who designs its buildings and the average man has no idea who is or was responsible for the convenience, safety, and beauty (if any) of his house, office, theater, or church. There are exceptions that prove the rule, individuals or firms that appreciate the publicity value of a striking, radical, or weird design and can (and do) point with pride to the name of the great if eccentric innovator. But by and large architecture is, and probably will continue to be, an anonymous profession.

Time was, and not so long ago, that buildings bore the name of the architect or firm on the cornerstones, a custom it would be well to revive and foster. It might serve to remind the passerby that there is such a profession as architecture. And it is to be hoped that he would be able to recognize the superiority of the architect-designed building.

When a building project is first announced in the newspapers one learns much about the owners, promoters, mortgagors and realtors involved (including their names), but the descriptive caption of the accompanying perspective merely winds up with ". . . from the architects' sketch." Architects anonymous again! This can be corrected by local architectural organizations — and by a copyright notice on the drawing. Two dollars for a copyright. Magazines are usually glad to give credit where credit is due — to the architect — and thus render a real service to the profession and to the public.


There is another aspect of anonymity, too. Building projects are labeled, if at all, with the name of the firm responsible. The name of the architectural designer within the firm, whether partner or employee is seldom known outside the organization. This is especially true in the larger architectural firms and is probably inevitable, for the firm is legally, morally, and esthetically responsible for the designs. So the designer must remain anonymous until he becomes a partner or hangs out his own shingle.

But there is another way out, or up — via competitions. Through them the designer may gain professional recognition for his personal ability, see his own name on his own design. And even if he fails to win first place he has the satisfaction of producing "on his own." The architectural designer's greatest compensation is his joy in working out his own creations, and the satisfaction of a job well done — whether the world knows it or not. Yet a little more recognition by others would help. One doesn't want to be an architect anonymous always and a competition may well be the stepping stone to both fame and fortune. Let's have more of them!

*Kenneth K. Stowell*

EDITOR





Photos by Foto Industrial

## PITCHING A BOLD CURVE IN CONCRETE

*Baseball Stadium at Cartagena, Colombia, South America*

SO BOLD is the concept of this stadium, held by frames in the shape of a capital C or a standing sickle, that the editors obtained the approving opinion of New York engineers to anticipate possible objections.

The South American architects declare that the North American tendency to find such structures "impractical" or "not quite safe" arises in reality from an Anglo-Saxon timidity in the face of bold plastic invention. Quite clearly the architects and engineers who devised this stadium were enjoying a game themselves.

The opportunity came in 1946 when Cartagena was

chosen as host city to the Ninth Amateur Baseball World Series. By February of 1947 plans had not yet been started, and the Department of National Buildings of the Ministry of Public Works took over. This would be called a "bureaucratic body" here; but it proceeded with exemplary speed. It employed Colombian architects trained at Harvard and Yale, and Colombian engineers not trained there; and by May 10 construction had begun. The department had the big advantage of being its own authority on codes. By the end of 160 days ball was being played before 18,000 spectators.





**ARCHITECTS**

*Gabriel Solano  
 Jorge Gaitán  
 Alvaro Ortega  
 Edgar Burbano*

**STRUCTURAL ENGINEER**

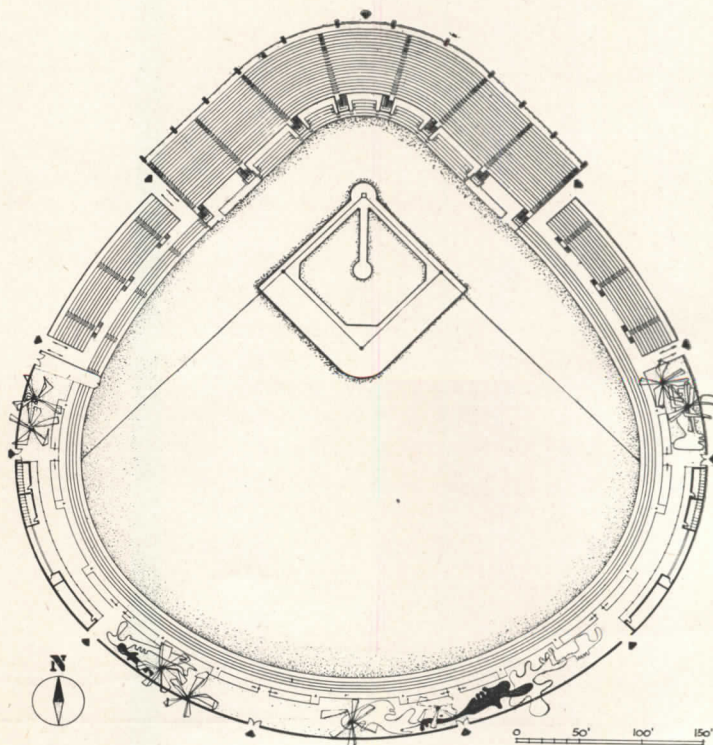
*Guillermo González*

**CONSTRUCTING ENGINEERS**

*Alfonso Mejía  
 Mario Barahona  
 Julio Noel Montenegro*

**COORDINATOR**

*Carlos Santacruz*






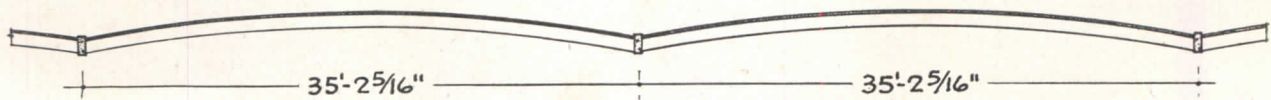


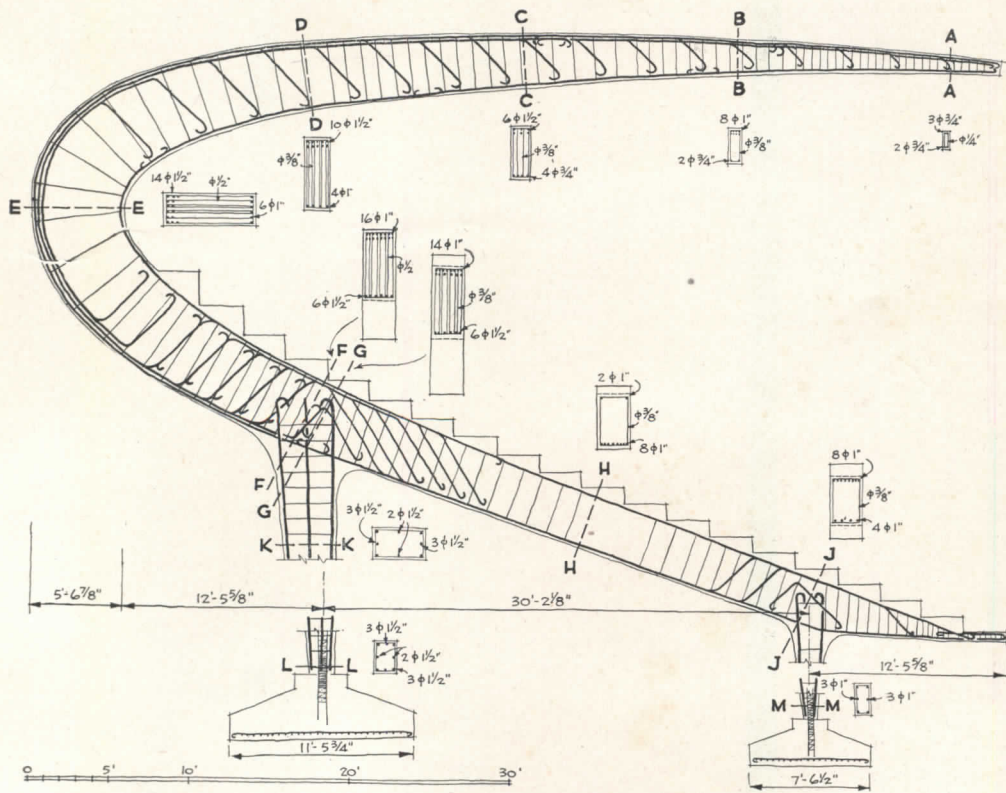

Photo by Foto Industrial

The framing system for the Colombian stadium is seen on the opposite page. Seats form a series of Z-beams (upper drawing) spanning the 35 ft. (10.75 meters) between vertical supports. These curved vertical frames of parabolic section are each supported on two columns. The canopy is a membrane of reinforced concrete just over 1½ in. thick (4 cm.) formed in curved panels between arched ribs. Concrete was preferred over steel because of the proximity to the Caribbean Sea and the action of salt air.

(Fully detailed drawings showing the dimensions of longitudinal reinforcing in the vertical frames will be supplied to those requesting them of ARCHITECTURAL RECORD)













*Here may be seen the powerful reinforcing bars which take the tensional stress of C-curved vertical frames. Note also the preparation for coffering the thin canopy membrane, which is seen in view below*

Photos by Foto Industrial



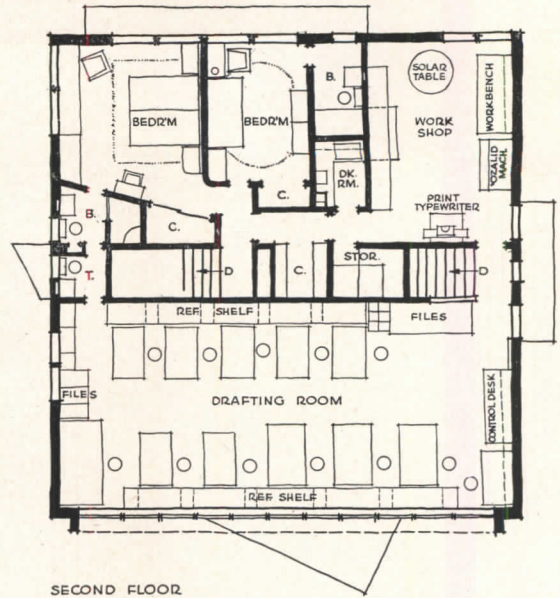
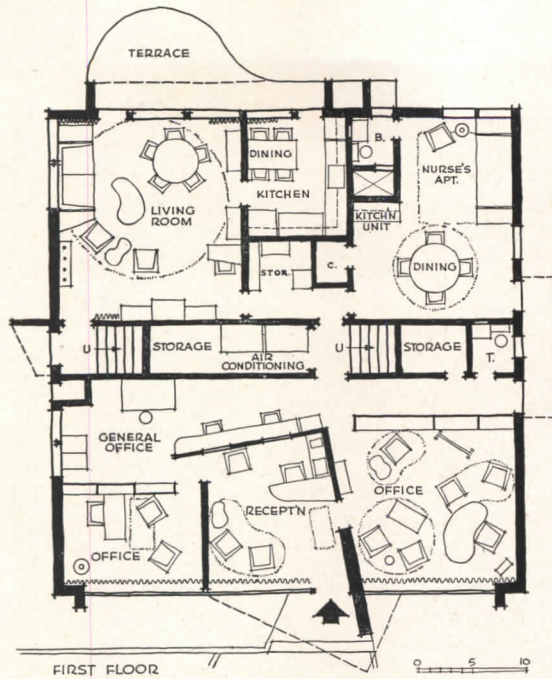




Rodriguez Photo

*At the rear of the magnificently cantilevered canopy, and just above the top seats, it was necessary to leave large openings for the free passage of wind. This also operates to create a pleasant air movement under normal conditions in the hot climate of Colombia. Due to the poor soil conditions and the wide overhang, concrete of a strength of 3000 psi was used in the canopy membrane and 2000 psi in the footings. Construction involved moving some 69,000 yards of earth, providing 43,000 sq. ft. of paved access road surface and 54,000 sq. ft. of parking area, and finally placing 6550 linear feet of drainage tile*






## ARCHITECT'S OFFICE AND HOME COMBINED

*Igor B. Plevitzky, Architect*

*Miami, Florida*






Opposite: the plans show the scheme of integration-plus-segregation. Opposite, below: the ground floor offices are completely shielded from the street by corrugated glass panels, illuminated by a recessed cove light which also provides general illumination. Right: Mr. Polevitzky's private office is furnished in natural striated plywood. The floor is of cork squares. Below: the entrance and reception room showing sound-proof ceiling, washable fabric on walls, asphalt tile floors.



Joseph B. Brignolo Photos

**C**ONVENIENCE and economy, plus the current housing shortage, influenced the decision to build the office and home under one roof in the expanding downtown area of Miami. Economy, both of first cost and in maintenance, indicated a plan almost square, but bisected by a 6-ft. stair. This assures functional segregation and privacy between the office and the residential portion of the building. The office space is flexible enough to provide facilities for a staff of from three to twenty, depending upon the amount of work in progress. North light was desirable for office and drafting areas, leaving the southern exposure for the living quarters. The building is constructed of concrete and concrete-block exterior

walls, bar joist and concrete floor slab and roof construction, with a light-weight steel frame for the stair system forming the interior joist support. There are two separate air conditioning systems, one for the office area, one for the residential. In the workshop the air conditioning operates in connection with either system so that it can be used with the office in the daytime, and with the house (as a hobby room) at night. The workshop is an essential part of the establishment as it is used for photographic work, solar studies, model building, hobbies, etc. — a convenient and useful space which is usually lacking in the average office. It is compact, and well equipped (see photo next page).









A corner of the conference room. The cabinet wall is of striated plywood, arranged with sliding panels, and the dark wall serves as a background to emphasize presentation drawings. Floors throughout are of asphalt tile except in Mr. Polevitzky's private office and the bathrooms

Joseph B. Brignolo Photos

The workshop is well equipped for many necessary and desirable activities, from reproducing drawings, tracings and specifications to accurate studies of effects of sunlight and shadow on scale models. Below: the drafting room looking toward the flat topped control desk under which are the flat files for drawings of all work in progress, with a telephone close at hand









## ARCHITECT'S OFFICE IN A RURAL SETTING

*J. Clarence Felciano, Architect, Santa Rosa, California*


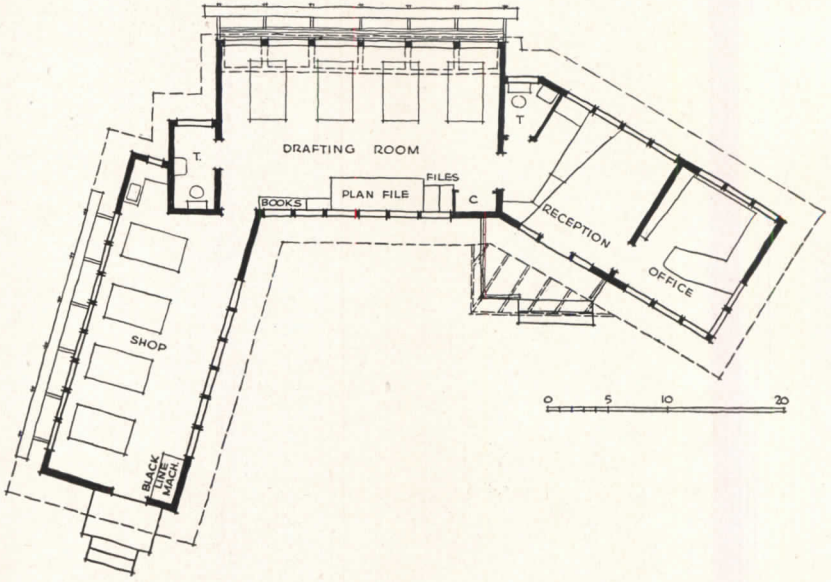
**B**ELIEVING, at least to a certain extent, in the adage which has it that "better mousetraps" produce beaten paths to even a distant door, California architect Felciano moved his office into the hills some two miles from his former location in the center of town. He had a number of valid reasons for doing so: 75 per cent of his clients were from outside Santa Rosa, some of them from as much as 260 miles north and 100 miles south of the city; he could design his offices to suit his needs, and expand them as might be required; owning rather

than renting would stabilize his overhead; the atmosphere of a wooded country area would be more conducive to good work than that of a congested and noisy midtown location; the parking problem in downtown Santa Rosa was already so acute that a client would spend at least as much time finding a place to park in that vicinity as he would driving the additional distance to the new location. The move has proved a wise one — clients, office personnel, even building material salesmen, are unanimously enthusiastic.


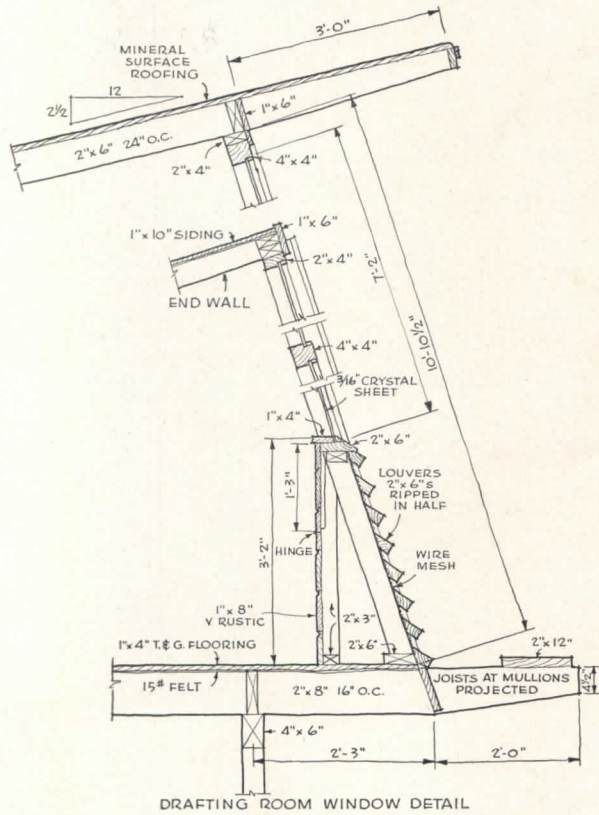





Above, left: workshop is well equipped for rapid and accurate model making, and can double as a drafting room during peak activities. For such a peak period the temporary flexible lighting device was improvised. Above, right: a portion of the drafting room, showing the flood of excellent north light available in spite of the lush verdure of the surrounding woods. Below: the exterior is Redwood siding, stained a soft brown; trim is terra cotta







Left: a section through the studio window of the drafting room, showing the protecting overhang, the sloping windows, and the control of louvered ventilation. (Photo on page 97 shows drafting room window from the outside.) Above: a corner of Mr. Felciano's own office. Below: the reception room as seen from behind the receptionist's desk

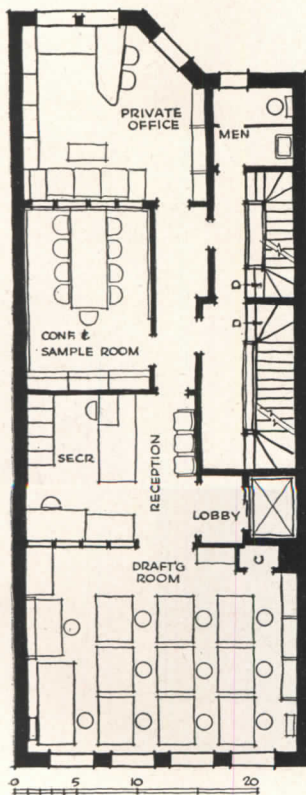








## ARCHITECT'S OFFICE IN LIMITED SPACE

*David J. Abrahams & Associates, Architects, Boston, Massachusetts*





Left and below: the conference room




**I**n contrast to the two especially designed offices shown on the preceding pages, here is an architect's suite created by skillful remodeling in the heart of Boston. Despite limited space and legal requirements dictating twin stairs, the offices are both efficient and attractive.

The reception room, entered directly from the elevator lobby, is in a controlling central position. Artificially lighted except for such daylight as is borrowed from the drafting room, it is brightened by a yellow ceiling; desk

and counter tops, doors and chair wall in terra cotta. Counter front, secretary's desk, and dados are light gray. The mural-like building outlines painted over the gray working-drawing background are in terra cotta, gray, yellow and green.

Drafting room walls are painted a light "eye-rest" green, with slightly darker trim. The conference room is finished in sand color relieved by one wall and a dado of gray-green. Cabinets and trim are bleached mahogany, chairs a light coffee-color leather.

Mr. Abrahams' private office (right and top, opposite page) is finished and furnished in bleached mahogany. The asphalt tile floor is yellow ochre with a desk rectangle of reddish brown. Two walls are papered in brown and the window walls are light green. The coral leather upholstery is recalled in the coral and brown figuring of the light beige drapery. Bookcase recesses are also coral, chair webbing is gray-green



Opposite: the reception room



# MODULAR LIBRARY UNDER CONSTRUCTION

*The State College of Washington, Pullman, Washington*


*John W. Maloney, Architect*

**U**NDER construction since March, scheduled for completion late 1950, this 1,200,000-volume library, of 2½ million gross cubic feet, 208,000 square feet, will provide work space for 2,200 readers, partly undergraduates, partly advanced students using divisional libraries. One of 14 institutions collaborating on the "Cooperative Committee on College Library Building Plans," the State College of Washington will pay a basic figure of \$2,382,390, or \$2,620,197 with alternates, at a rate between 98 cents and \$1.08 per cubic foot, for what is reported to be the first important "modular library" under construction. Since the budget was set at \$2,500,000, the estimate was close. General construction will account for 74.7 per cent; mechanical equipment, 14.8 per cent; electrical, 10.5 per cent of the total (6.9 per cent representing lighting fixtures) — all this exclusive of architects' fees.

Special features of the library will be its profusion of

seminar rooms and faculty research rooms, its closed study carrels, the modular flexibility of its stacks, the vacuum cleaning system, and planned provision for audio-visual education of elaborate character.

Structure is a reinforced concrete modular frame, brick veneer, limestone combined with rainbow granite trim, aluminum windows. Interior walls are granite-faced in lobby, plaster elsewhere; permanent partitions pumice stone or concrete, expansible partitions, frame. Ceilings are being faced with acoustic cement in special areas, acoustic tile in general areas; flooring asphalt tile except for terrazzo in circulation areas. Lighting is by continuous shallow fluorescent troughers with eggcrate baffles, except for indirect lighting in first-floor public corridor and lounges. Heating of two-pipe gravity low pressure type is by convectors in exterior walls; filtered forced air ventilation is supplied through ceiling diffusers by means of soundproof ducts.








Call systems include intercommunication telephones, clock and program chime paging, audio frequency, pilot light signals for pneumatic tube system and annunciator for circulation desk. Underfloor ducts and raceways are fitted to the modular plan. Elevators and dumb-waiters are supplied for service, public, and books; a kitchen for serving the lecture lounge and another for

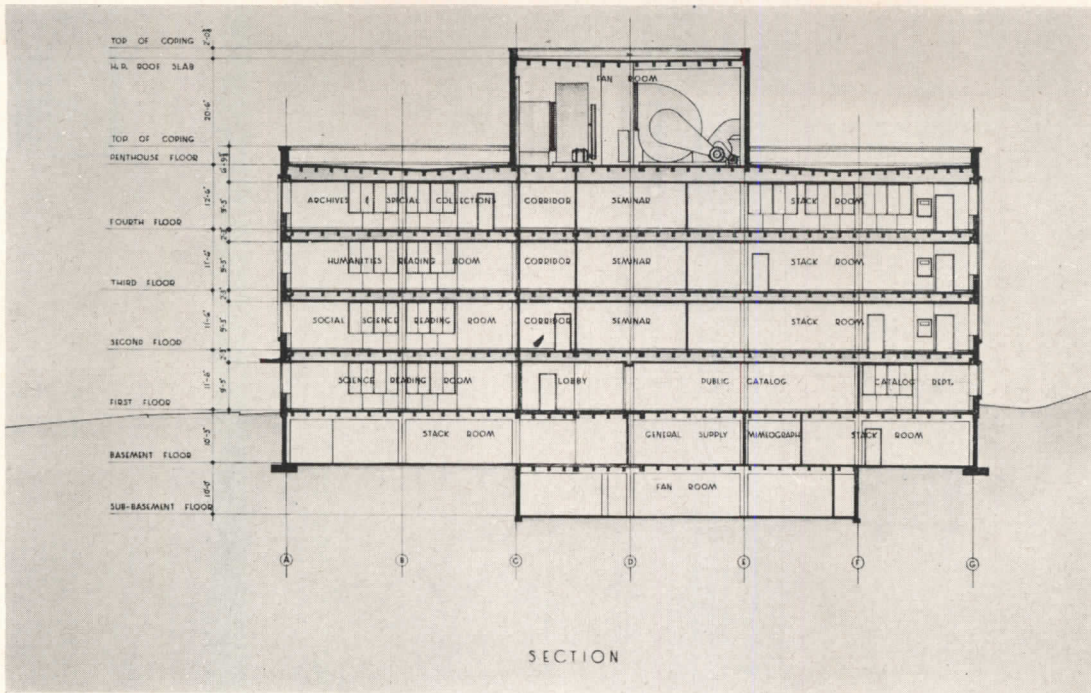
the staff lounge, which is located on the second floor.

The climate of Washington is such that cooling and humidity control are not required; in this climate it has been found that mildew and bugs readily dry up, eliminating a prominent maintenance worry. A vacuum cleaning system is provided and the cleaning problem is further relieved by the ventilation design. Elec-

#### MAIN ENTRANCE







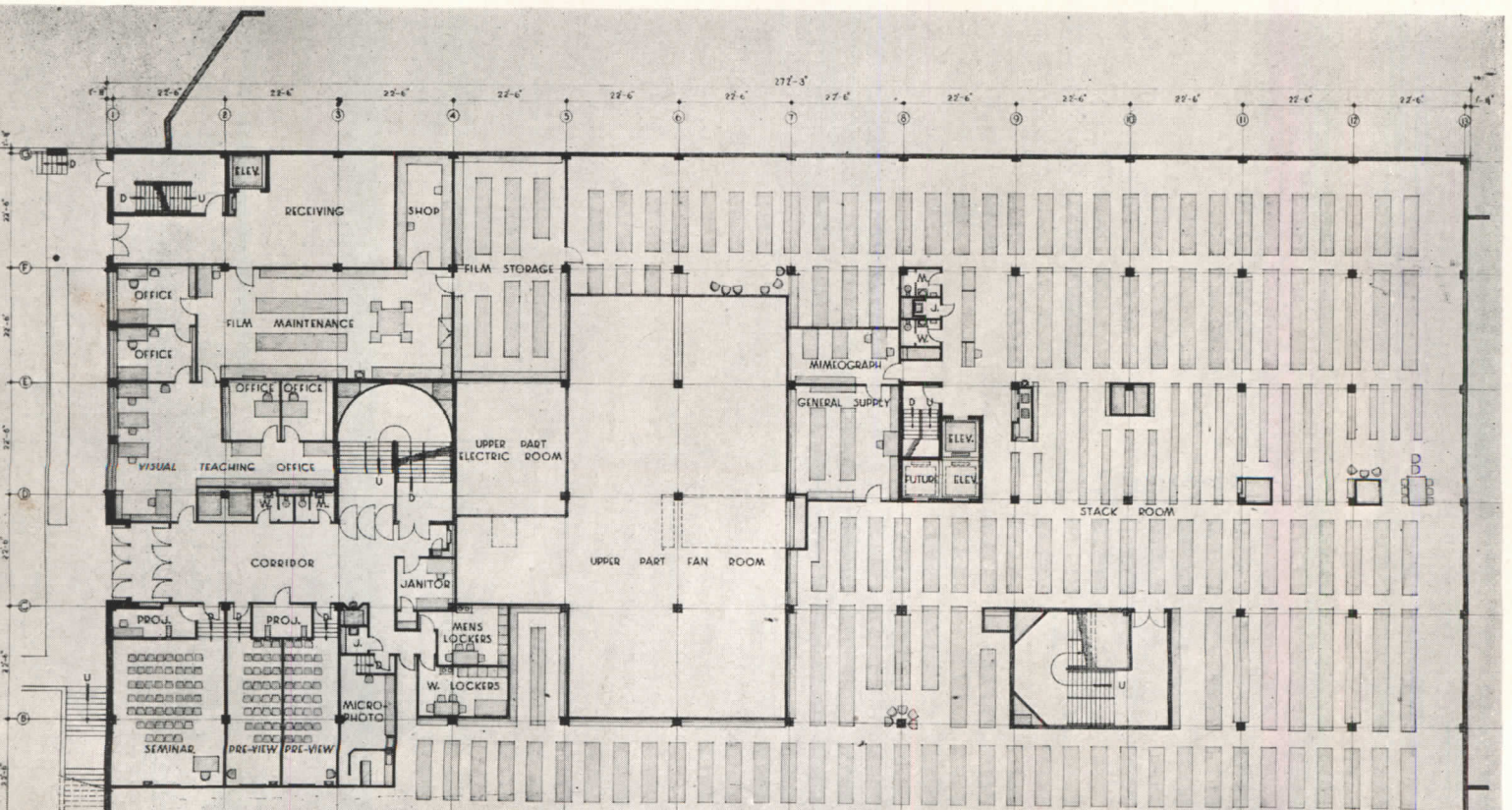
SECTION

trostatic filters on continuous chains initially remove foreign particles from the air and are self-cleaning through an oil bath. The supply air is tempered, automatically controlled, and any desired proportion of return air may be recirculated with fresh air. Convector radiation built into exterior exposed walls forms the


other half of the split system. Non-structural intermediate piers conceal heating supply lines and give exterior the appearance of half-spans. These also aid modular planning, and give space for such things as telephone outlets, alternating "house" and outside.

Top librarians have given this library high praise.


BASEMENT







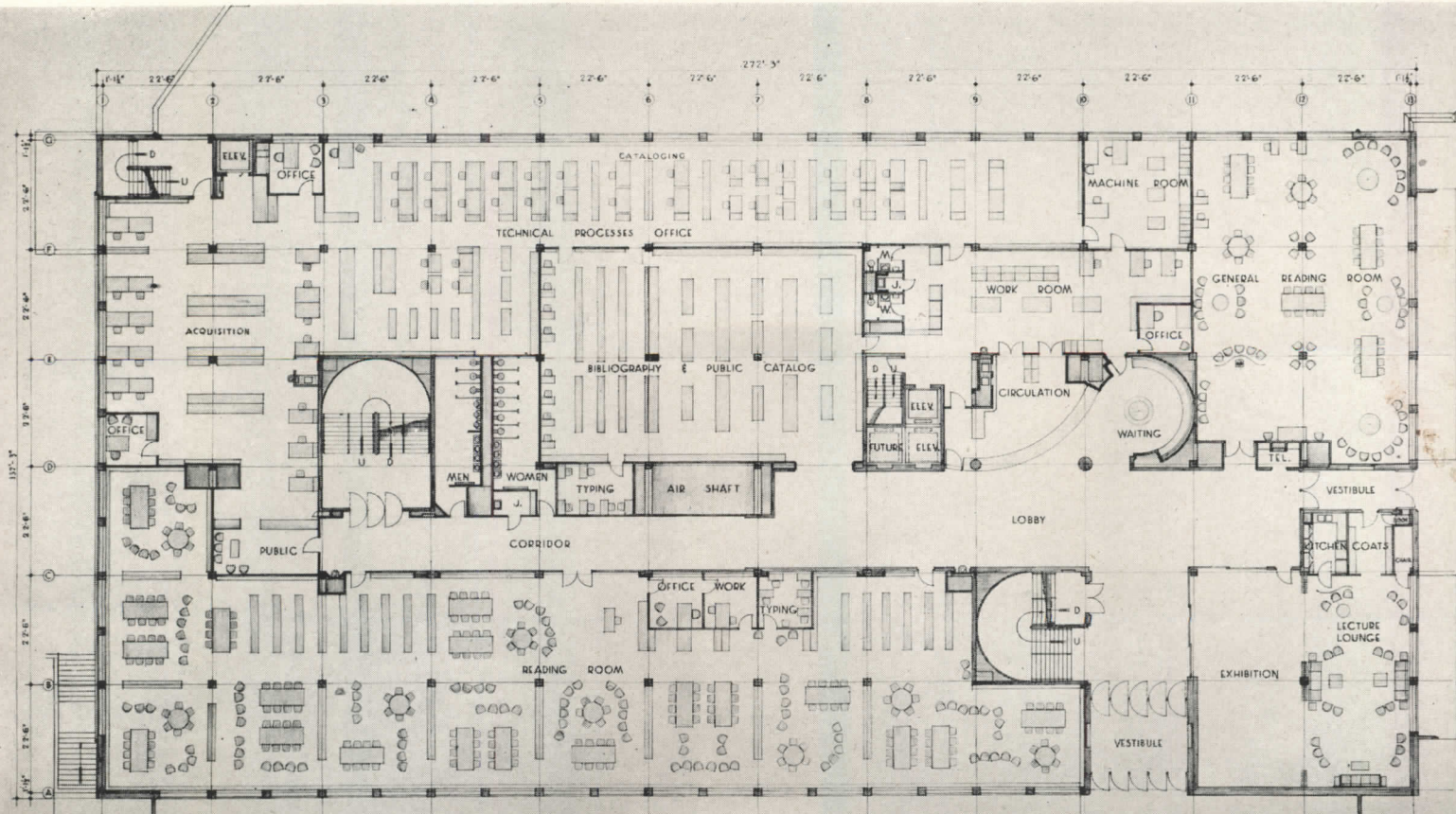
CATALOG




CIRCULATION

Basement floor (opposite page) has elaborate audio-visual department. On main floor (this page) note exhibition-lecture room, to right of entrance, set off by corrugated-glass sliding doors in nickle-silver frames. Catalog room (top view) covering all books in total library adjoins ample circulation desk (middle view) capable of supplying any book to comfortable waiting room (call numbers are flashed on board immediately adjoining circulation desk). Library work space is to rear. First floor is efficient reception center and nerve center of the building

FIRST FLOOR





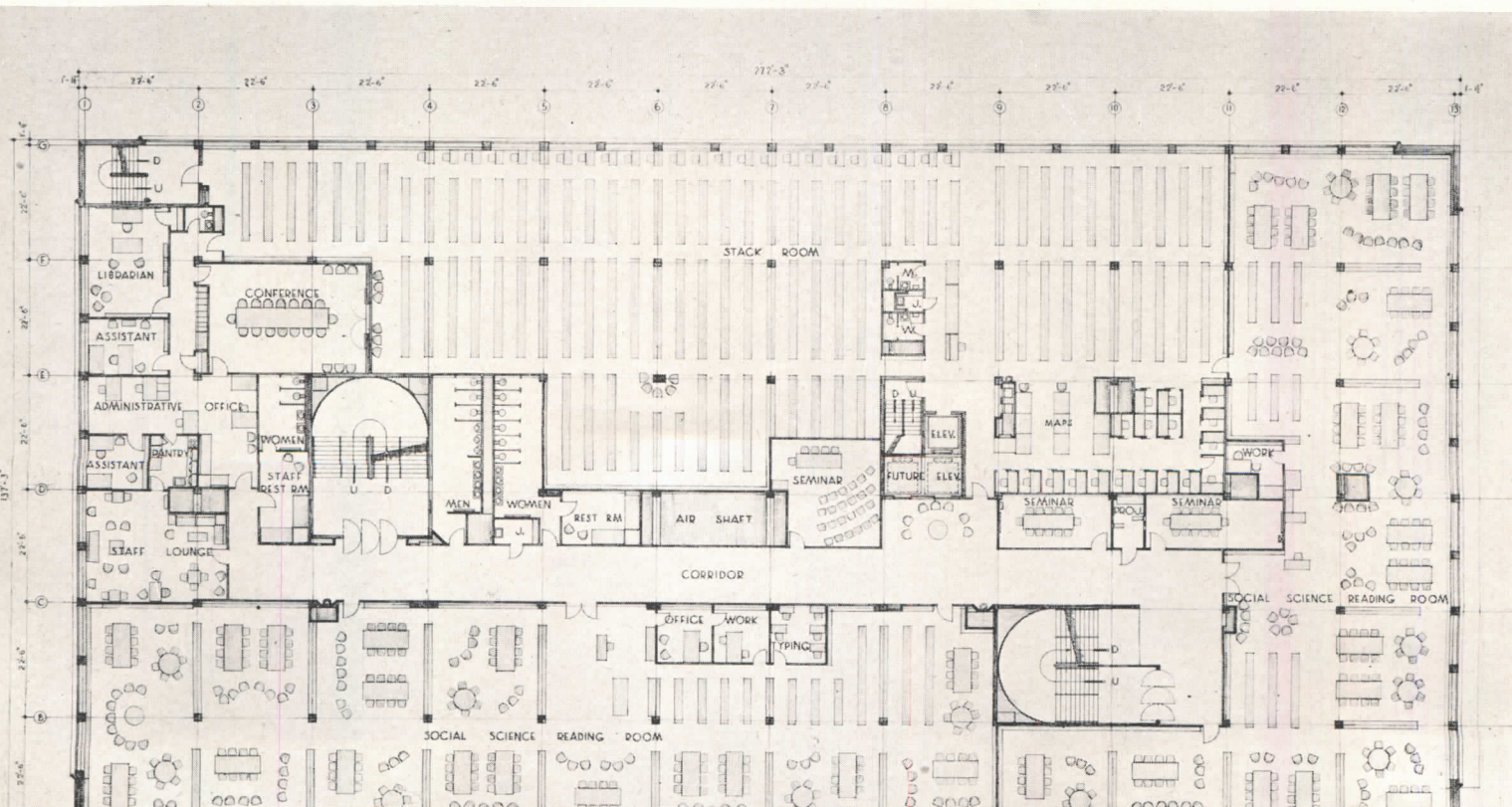


DIVISIONAL READING ROOMS

In general plan, the first floor (previous page) serves the general college library (50,000 volumes); upper floors carry divisional libraries. Second floor serves social sciences, also carries administration offices, staff lounge. Third floor serves science, including agriculture, technology. Music room carries books, journals, scores, some

12,000 recordings. Radio and record-playing connections extend to seminars throughout building. Fourth floor carries humanities, collections, twelve private offices intended primarily for faculty research. Probable extension will ultimately yield an L-shaped building. The impact of all elements is one of clarity and order.

SECOND FLOOR














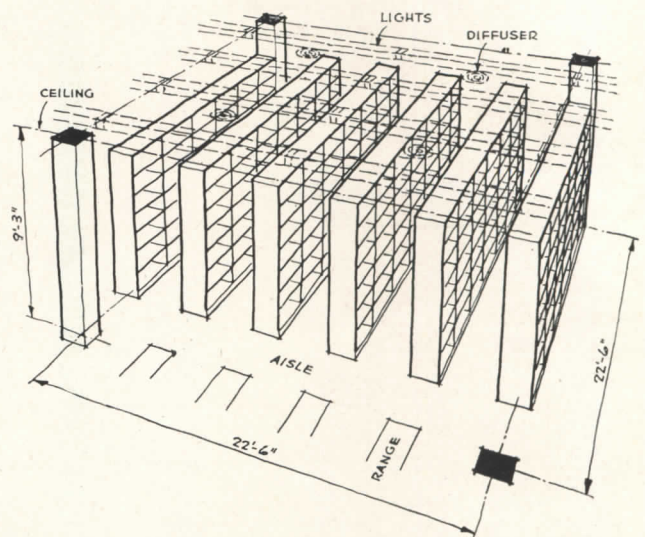


**SOUTH ENTRANCE**

**STACKS AND LIGHTS**

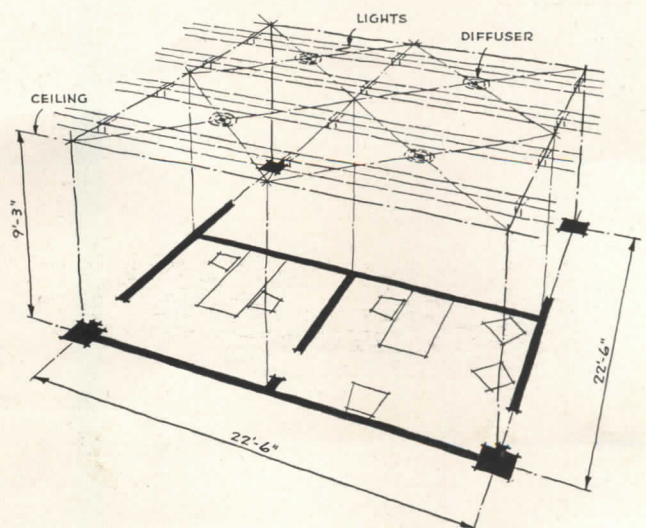
Standard stack arrangement is in ranges of five to every modular unit of 22 ft. 6 in., leaving 3-ft. aisles for foot traffic.

The placing of continuous illumination at right angles to these ranges should register 30 footcandles of illumination at top shelves and 18 footcandles at bottom shelves, as found in mock-up tests. This is more efficient than results that were obtained with lights parallel to ranges



**OFFICES AND DESK LIGHTING**

Quarter-modules, halves, or L-shaped areas are easily formed by subdividing the full modular area on quarter-lines. Spacers introduced at these lines in the lighting runs make possible dry-wall construction. Suspended ceilings are finished with screwed-on acoustical tile permitting removal for further installations. Incidentally, there are no desk lighting fixtures, since the depreciated value of illumination received from the ceiling is ample at a full 50 footcandles at reading level at the desk top



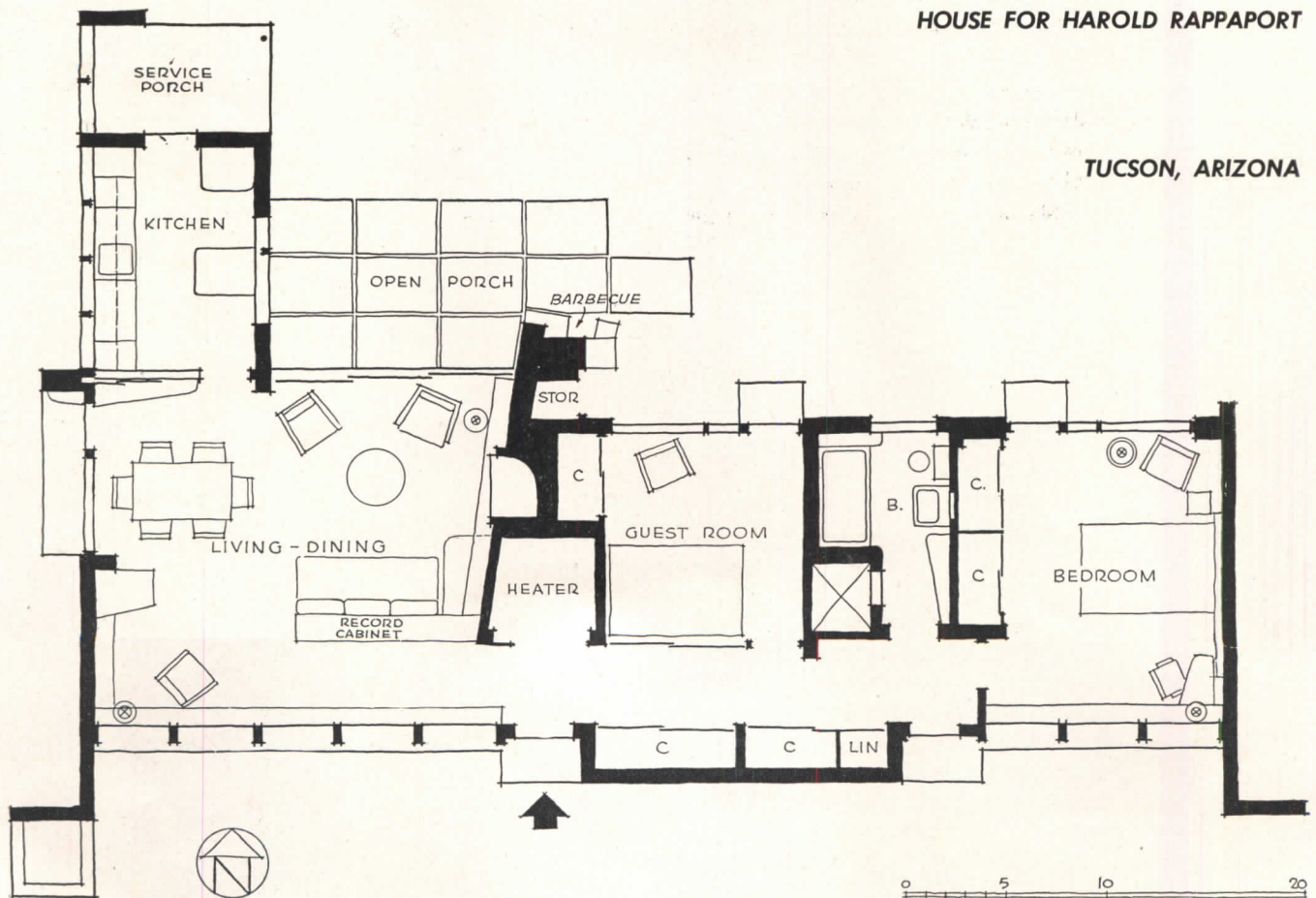




## ARIZONA HOUSE PLANNED FOR ENTERTAINMENT

HOUSE FOR HAROLD RAPPAPORT

TUCSON, ARIZONA





**P**RIME considerations in the design of this Arizona residence were the owner's extensive collection of records and his liking for the entertainment of many friends at one time. The former was met with an integrated, built-in music unit including a large record cabinet and all the latest type of sound reproducing equipment; the latter resulted in free use of sliding doors to permit opening the living-dining room, kitchen and guest room into a hospitable entertainment unit. A built-in bar with sliding doors separates the kitchen and dining area.


Present requirements of the bachelor owner were satisfied with only one guest room, but provision was made in the plans for the future addition of another bedroom, housekeeper's quarters, and car shelter. A swimming pool and garden wall also will be added later.



Opposite page: the large windows are well sheltered from the summer sun, but the sloped ceiling will let the winter sun penetrate deeply. Above: the living room has sliding doors leading to an open terrace and barbecue. Below: the dining area is separated from the kitchen by a bar with sliding doors (shown closed)



**William and Sylvia Wilde, Design Consultants; William Wilde, Architect**

Chuck Abbott Photos





Right: living room, guest room and master bedroom all open directly to the terrace on the north, or rear, side of the house. Service porch and entrance are beyond the living room porch at extreme right of photo





Larry Monahan Photos

Above and below: two views of the master bedroom. The built-in bed of Mexican walnut forms one unit with a writing desk, book shelves and storage cabinets. Opposite page: the living room as seen from the terrace

Chuck Abbott Photo








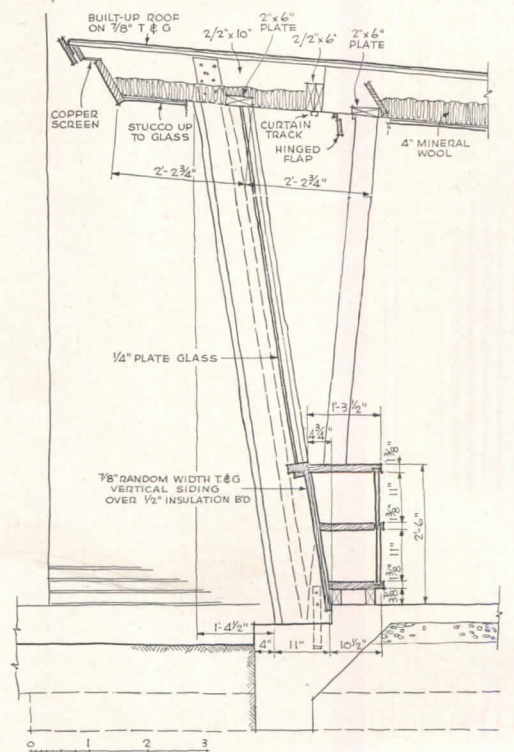


Entrance hall, looking toward the master bedroom. Just beyond the built-in record cabinet at left is the furnace room, beyond that the sliding doors of the guest room



Chuck Abbott Photos


The window treatment on the front (south) side of the house, shown in the photograph and detailed drawing below, is designed both to control and to make full use of the Arizona sun







Above: another view of the dining area, showing the large window to the west, the bar, and the compact kitchen with the service entrance beyond. Below: a corner of the guest room and, in background, continuation of the wall shown above



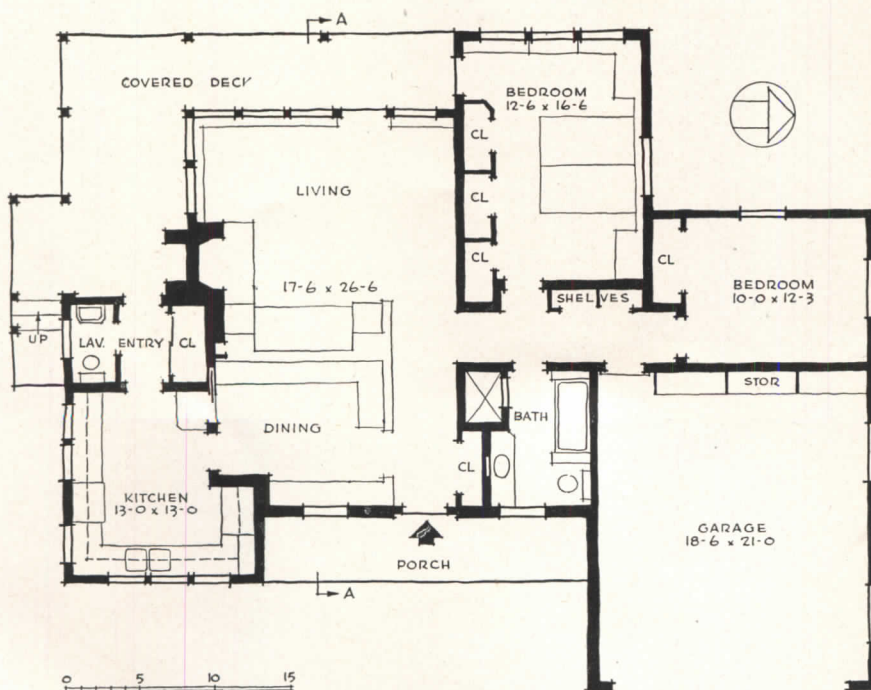




John Robinson Photos

## "COMFORT AND BACKGROUND WITHOUT EXCESSIVE COST"

HOUSE FOR DR. RUDOLPH von URBAN, CARMEL, CALIFORNIA




THE design problem here was many faceted: "on a steep lot, to create a feeling of indoor-outdoor living; to employ a combination of sophisticated and rustic materials, with all major furniture built in; allowance for future expansion on the lower level; abundance of storage space; easy handling and feeding of large, informal groups indoors, on deck or lower terrace; covered access from garage; comfort and background without excessive cost."

Exterior walls are resawn redwood shiplap and stabilized adobe veneer. Floors are random width redwood plank, with brick tile, laid flat and waxed in the kitchen. Interior wall coverings are redwood plywood and knotty white pine. The house is heated by a gas forced air furnace and electric wall heaters.







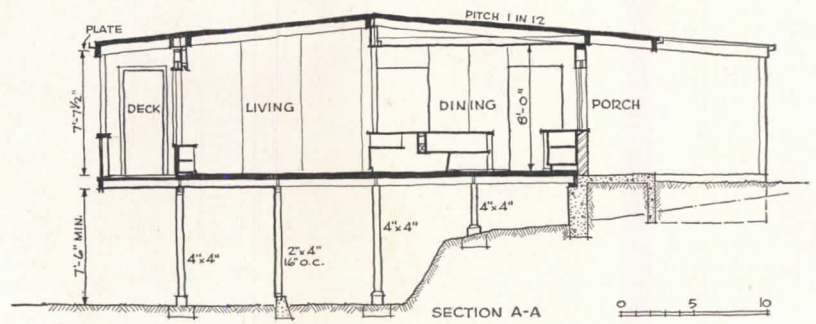


The larger of the two bedrooms is almost starkly simple, but is rich in storage space. Most of the furniture is built in

John Robinson Photos



Left: looking along the gallery past living room windows to master bedroom



Below: left, living room from kitchen door, showing service port and counter; right, kitchen has brick tile floor and ample storage room





## THEY ARE PLANNED FOR FOOD AND FOR ATMOSPHERE

A SIMPLIFIED diagram of a restaurant would show a box with two open ends: one end would be the food-intake; the other would attract the customers. If the restaurant is planned well, food and customer — both properly prepared — will meet in the middle.

The intake of food and its preparation is a complex technical process, but it no longer holds many mysteries that can't be solved by clear thinking and fluent organization. The intake of customers, on the other hand, is almost a fine art, involving not only the best planning ability but also a smattering of showmanship and psychology. In the motor-city of Los Angeles, for example, "Mine Host" may virtually have to pry his customers off the fast concrete expressways which crisscross Southern California. He therefore sets up enormous neon-lighted billboard-façades, and his architect might as well become reconciled to them.

Supposing, however, that you have your customer where you want him, the next step is to decide exactly what you want to do with him. Some downtown cafeterias, for instance, try to get a complete rush-hour turnover of customers every 20 minutes; they will, therefore, be designed specifically to discourage loungers. Other restaurants, especially those that serve drinks, will try to hold their customers as long as they can; *their* atmosphere, therefore, is going to be calculated to soothe, comfort and detain. Some eating places, along highways and so on, don't depend upon "repeat" customers, while others count upon at least 50 per cent of their business to come from steady patrons.

How does one make "atmosphere"? The answer, according to one experienced restaurant designer, is to control everything from the lettering on your façade to the lettering on the customer's check. The first thing to decide is exactly *what* atmosphere the owner wants. Does he plan to attract a Hollywood, or a Colonial Dame? Does he propose to feed people waiting to board a Constellation, or to provide relaxation for a Board of Directors in a Downtown Club? Is he asking you to design a fluorescently brilliant cafeteria, or is he planning to serve home-cooked meals under home-like filament lamps? And, finally, where does he plan to build? Among semi-tropical California plant-life, or in the slick, brassy surroundings of Chicago's Loop? The answers to these questions will go to determine your atmosphere.

Lighting, especially, is one aspect of restaurant design that can't be overemphasized. When a Hollywood restaurant has its "Premiere," vast batteries of searchlights may be called into action to make the Battle of Britain look, by comparison, like a mild argument among friends; whereas an intimate little restaurant near Rockefeller Center may deliberately try to put up an almost shy front, dimly lit, to make its patrons feel that they have hit on something out of the ordinary and special. This same psychological approach can be used effectively in designing interior lighting: light that glosses over a woman's vital statistics may do a great deal to boost a restaurant's returns; while pinpoint spots that turn each table into an intimate little island may do the same and more.

Let's assume that all these factors have been considered and that the customer is happy and content. There still remains the primary question of a good plan. Apart from such obvious "musts" as interrupted circulation between kitchen and dining areas, easy control and plenty of space at the entrance, and comfortable table layout (all covered in detail in Building Types Study No. 127, July, 1947), we must deal with the all-important problem of fluent kitchen planning. Unless it is solved efficiently, your restaurant won't operate at a profit.

Kitchen areas generally fall into four groups: the receiving and storage area, the food preparation area, the pick-up area, the dishwashing area. In addition, there must be certain facilities for the restaurant staff — very important if you want it to give good service.

Kitchen equipment, materials and finishes used should be carefully selected, preferably with the help of a kitchen specialist. Materials and finishes must be chosen for cleanliness and hard wear, and floors must also be slipproof. Fire-resistance is a special consideration near the ranges, which will have hoods large enough to prevent the spread of fires, and must be supported on non-inflammable floors insulated with air spaces. Finally, and most importantly, the ventilating system of the kitchen as well as that of the entire restaurant must be perfect; occasionally two entirely separate systems are used for kitchen and dining areas.

From here on every restaurant owner and his architect are on their own. Their ability to solve each problem in its special setting will be the measure of their success.

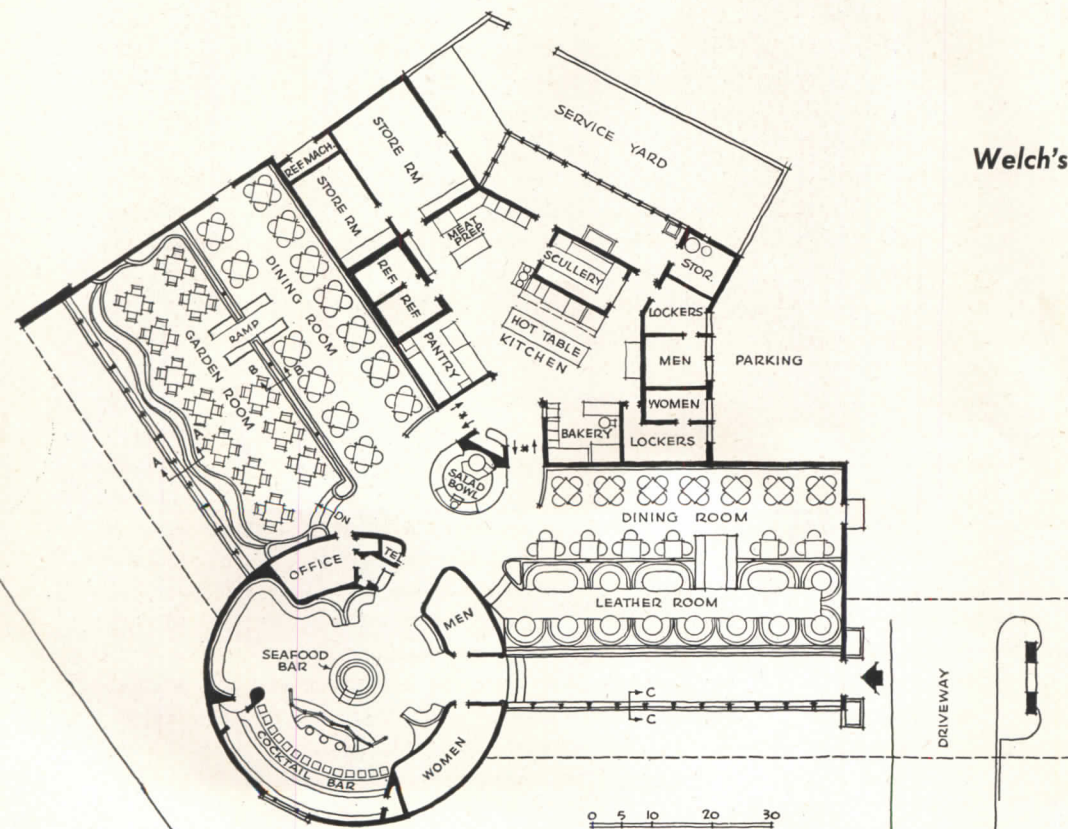




## AN EATING PLACE FOR MOTORIZED DINERS

*Welch's Restaurant, Long Beach, Calif.*

*L. M. Saunders, Designer*







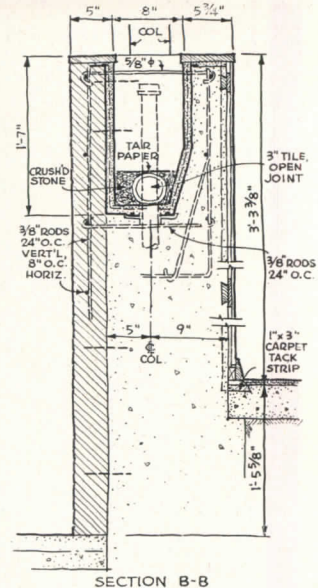
Maynard L. Parker Photos

**I**N SOME parts of the country, where eating out has become almost impossible without a car, restaurants must do two things they don't necessarily have to do elsewhere: they must attract the attention of relatively fast-moving motorists, and they must provide parking space for at least as many cars as they have tables.

Welch's in Long Beach does both of these things well. Few motorists could avoid spotting the fluted, cactus-green rotunda at the corner of San Antonio Drive and Atlantic Avenue. And once they have turned into the wide driveway they will find ample parking space.

It is interesting to note that even with a somewhat inflexible plan can go a rather free and elegant exterior, replete with long roof overhang, floor-to-ceiling windows of a single sheet of glass, free-standing lally column supports, and a pleasant integration of out- and indoor planting. The fact that the acceptance of such details is sometimes only skin-deep (as in this case) does not detract from the pleasing notion that practical businessmen — such as restaurant owners — seem to have discovered that good design pays. It may not be long before they discover that it pays in the plan too.

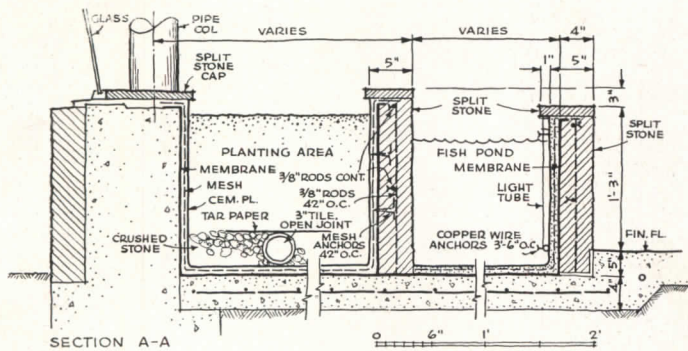




SECTION B-B

The Garden Room, perhaps the most successful part of this restaurant, has a spacious informality. Serpentine walls, originally used in America by Jefferson, have recently become popular again since Richard Neutra used them effectively in his Nesbit House.

The planning of the kitchen-dining relationship is generally sound, but the distance from the kitchen to the customer could have been shortened if the designer had been willing to give up the axial and symmetrical patterns underlying his plan. The overall architectural effect achieved in this room is nevertheless pleasant



SECTION A-A



Maynard L. Parker Photos







The kitchen is carefully planned. To the left, close to the waiters' return door, is the dishwashing area. Opposite it is the pick-up counter for orders prepared on the range at the extreme right. Refrigerator and meat-preparation are in the rear



Kramer Photo




The restaurant is jointly owned by a group of Navy officers who, presumably being fluent in Chinese, have inscribed the cocktail bar (left) with the rather gloomy motto: "Enjoy yourself, for it is later than you think!" The Dining Room (below) immediately adjoins the Garden Room. To the right is a large, terra-cotta colored "Salad Bowl"

Photos by Maynard L. Parker except where noted. Mural by Ernest Neuman

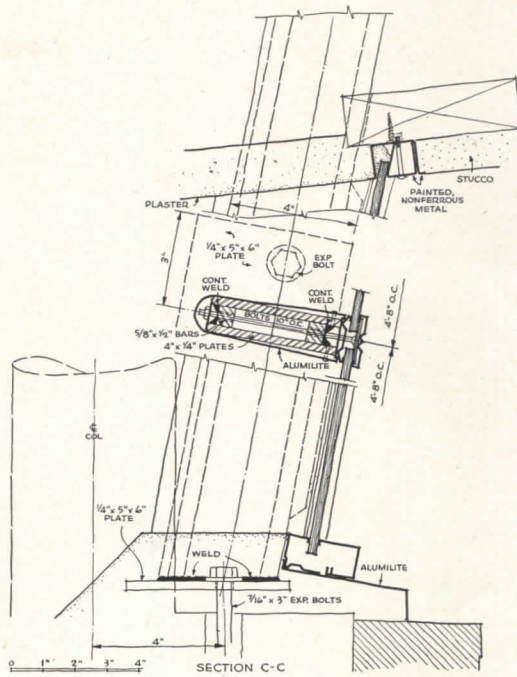






A long ramp serves as a pleasant waiting area and leads up from the main entrance at the driveway. The circular archway (allegedly Chinese) frames the aquarium-like seafood bar at the center of the building

The North Dining Room (below) reaches out from the central "Salad Bowl." It adjoins the Leather Room (lower right), which is more subdued in character than the opposite Garden Room. Its long tables are ingeniously designed to pivot on a fixed pedestal and swing out, so that diners can walk around to their seats rather than slide in sideways. The Leather Room overlooks the entrance ramp



WINDOW DETAIL



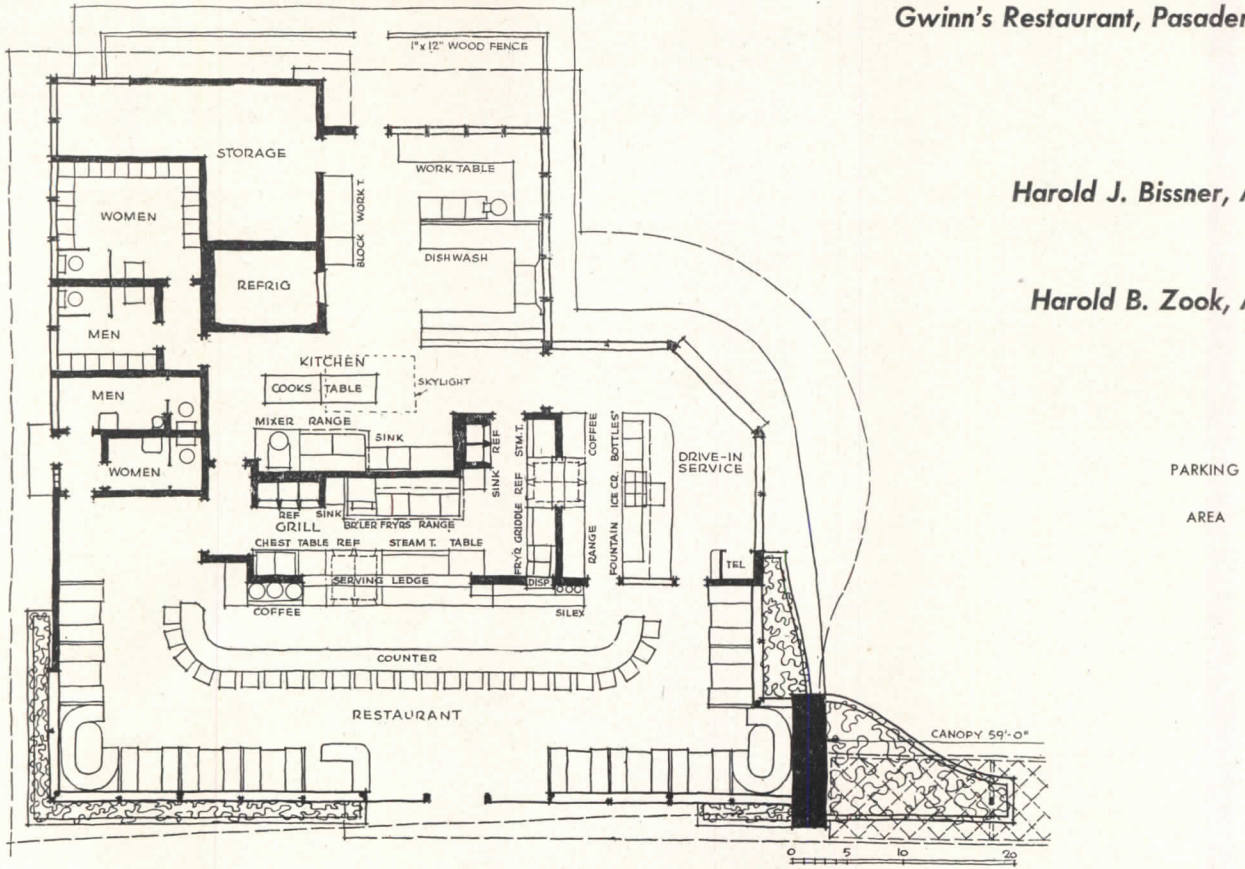


# TWO RESTAURANTS IN ONE

*Gwinn's Restaurant, Pasadena, Calif.*

*Harold J. Bissner, Architect*

*Harold B. Zook, Architect*



Some of the special requirements discussed with reference to Welch's Restaurant (p. 120) apply to this case as well. But in addition to providing an attractive, attention-getting design, Gwinn's architects have succeeded in creating a dual-function restaurant: one part of it is a drive-in, the other a conventional eating place.






THE PLAN of the kitchen shows excellent organization. Its various areas are carefully segregated and yet related in a very apparent flow-pattern. Food storage, food cleaning and refrigeration are grouped around the service entrance. The dishwashing area is located within easy access from either the drive-in or the restaurant proper. Food preparation is carried on centrally, so that both the restaurant counter and the drive-in counter

can be supplied. And the ample employee facilities show understanding of the importance of a good staff.

To architects and laymen alike the success of the exterior treatment of Gwinn's will be obvious. The horizontal *motif* of overlapping roof planes, the finely detailed expanse of glass, and the restrained but effective "billboard" all produce in this restaurant an admirably high standard.

Julius Shulman Photos



The drive-in service opens out to the rear of the building, where there are also ample parking facilities. A small soda-fountain type of counter is used to cater especially to drive-in patrons. A weakness of the plan seems to lie in the unnecessarily complicated access from the parking lot to the main restaurant








Julius Shulman Photos



*The egg-crate pattern of the free-standing canopy — obviously a device dear to the architects' hearts — extends clear back into the main restaurant. Its chief function seems to be to create a decorative accent, and as such it may, or may not, appeal to the on-looker. A further questionable detail is the alignment of the Roman brick, which, like the canopy, primarily contributes a decorative feature. Food preparation center (left) shows only a small portion of the elaborate kitchen*



*It is a little disappointing to find, behind so elegant and successful an exterior, an interior treatment that shows a lack of sensitive detailing. However, since most restaurant equipment is standard (and not always of the best design), the expense incurred in designing special fixtures might not be justified by the economics of restaurant operation*





Hedrich-Blessing Photos

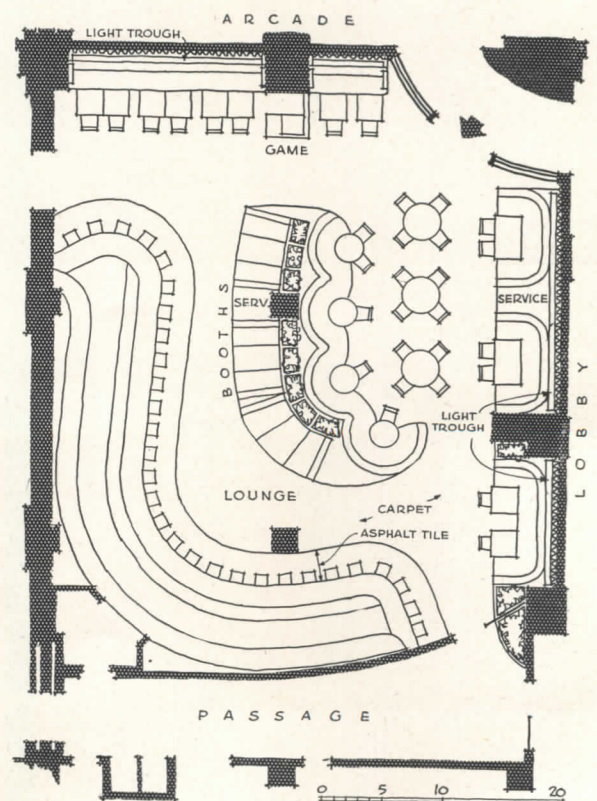
## A LIGHTING EFFECT FOR EVERY MOOD

*Henrici's Restaurant, Merchandise Mart, Chicago*

*James F. Eppenstein & Raymond Schwab, Architects*

OFF THE ARCADE in Chicago's Merchandise Mart, Henrici's Restaurant presents an unexpected vision of glamour. Designed around a colorful mural by Felix Ruvalo and an intricate lighting system that changes in intensity for luncheon, cocktails and dinner, this elegant little retreat is said to wow the customers.

While there is nothing revolutionary about the plan (which has clearly been dictated by existing conditions), colors and lighting raise some interesting points. Throughout the restaurant various shades of green predominate. While the mural may seem aggressively restless, its color scheme has been recalled in the furnishings and thus subordinated to the overall architectural effect. The lighting system uses pin-hole spots, recessed ceiling fixtures and theater-type dimmers.





Among the lighting tricks used in Henrici's is a trough that illuminates the rich wall draperies woven with a glittering gold thread. At lunch time the overall lighting will be of high intensity; for afternoon cocktails the intensity is reduced until, at dinner time, a dim, intimate lighting prevails. The plant island to the right has its own spot illumination



A view from the Arcade shows the large, clean frame of the doors, set into a curved glass wall that permits clear vision of the interior. The recessed box lighting in the ceiling seems to detract somewhat from the tranquil, overall effect. Exterior is of Italian travertine marble





Hedrich-Blessing Photos

*Ruvalo's luminescent mural is stressed by "black light" to become the dominant feature of the restaurant. The lighting of the bartenders' work area is below customer eye-level to cut out unpleasant glare. In the rear, at the turn of the long curve, there is a service hatch for outside supplies.*

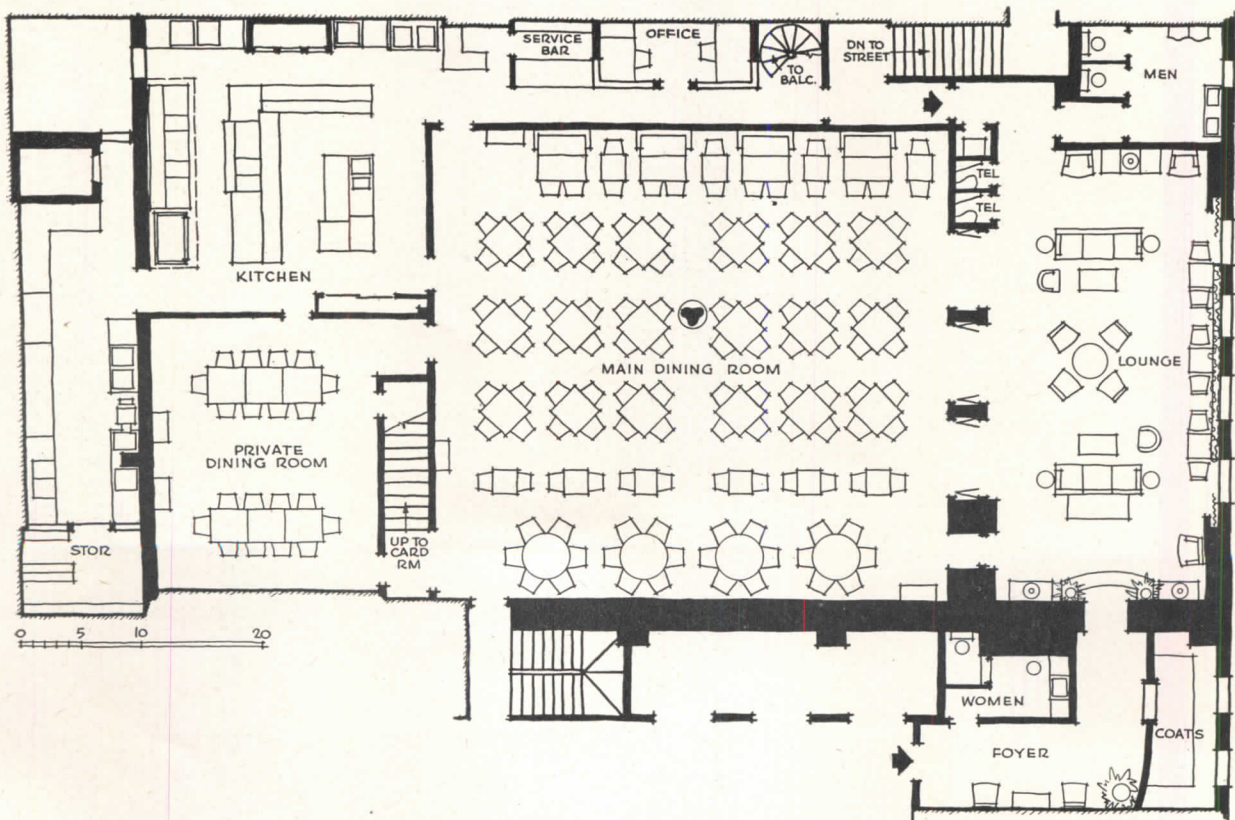




## EFFICIENTLY PLANNED FOR SOCIABILITY

*Downtown Club, Dallas, Texas*

*George Foster Harrell, Architect*





The Foyer (right) is entered from the Texas Bank Building. Direct access from the street is handled as of secondary importance. The Lounge (below) is cove-lighted



**T**HE DOWNTOWN CLUB of Dallas adjoins the tall Texas Bank Building, from whose second floor lobby it can be entered. Designed as a private luncheon club, it was given a quiet, restful atmosphere through designer-control of such incidental details as the silverware and the china, as well as of the plan and the complete interior.


The central feature of the Downtown Club is its two-story Main Dining Room (opposite) with the five-pointed Texas star implacably in the ceiling. Grouped around the Main Dining Room are a Lounge, Private Dining Room, Card Room (on the mezzanine level) and the kitchen and work areas. The latter, especially, show careful attention to efficient planning. Staff facilities are on the mezzanine also, with spiral stair.



The Private Dining Room (right) can be sub-divided by a folding screen into two smaller areas for more intimate parties. It is within easy reach of the kitchen area. Note the air conditioning grilles at the ceiling — part of the year-round system designed for this Club







Gottscho-Schleisner Photos

## NANTUCKET AT RADIO CITY

*Gloucester House, West 51st Street, New York City*

*Francis Keally, Architect*

ALTHOUGH New York City never, in our recollection, possessed a restaurant built in the shape of an oversized concrete hat, it does boast a seafood place designed to resemble an aquarium and another with swaying portholes intended, evidently, to test the seaworthiness of its customers at critical dietetic moments. Gloucester House, by comparison, is a staid and conservative Inn. While some architects might question the validity of constructing a Nantucket seafood place at the foot of the steel and glass towers of Radio City, there are probably good and sufficient business reasons for doing just that. The architect and the owner, at any rate, assured themselves of the validity of this approach after several weeks of detailed research, observation

and investigation of the restaurant situation within a radius of ten city blocks of the proposed site. What they saw convinced them that their approach was right.

As an example of restaurant-design procedure, Gloucester House is extremely interesting. Not only was the architect called in to help decide the design, character and name of the restaurant, but he also controlled to a high degree such apparent incidentals as the layout of the menu cards and of the customers' checks, and helped style the waitresses' uniforms. Whether he helped select the waitresses as well we do not know. In any case, the result of such total architect-control is a very pleasing unity that pervades the entire design of this seafood restaurant.









L. Souessia Photos

## A BEACH CLUB TO SELL A VIEW

*Ariston Restaurant, Mar del Plata, Argentina*

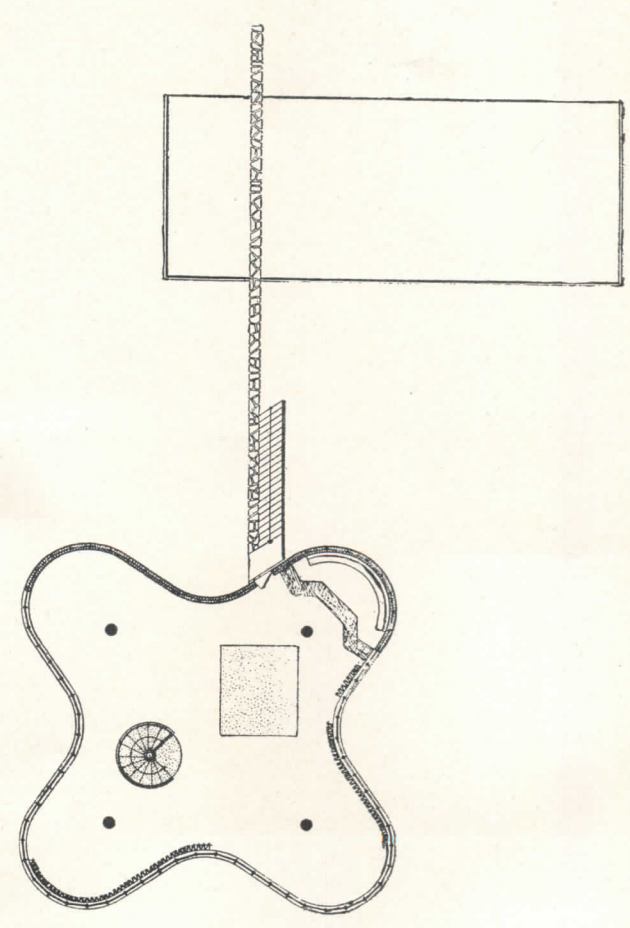
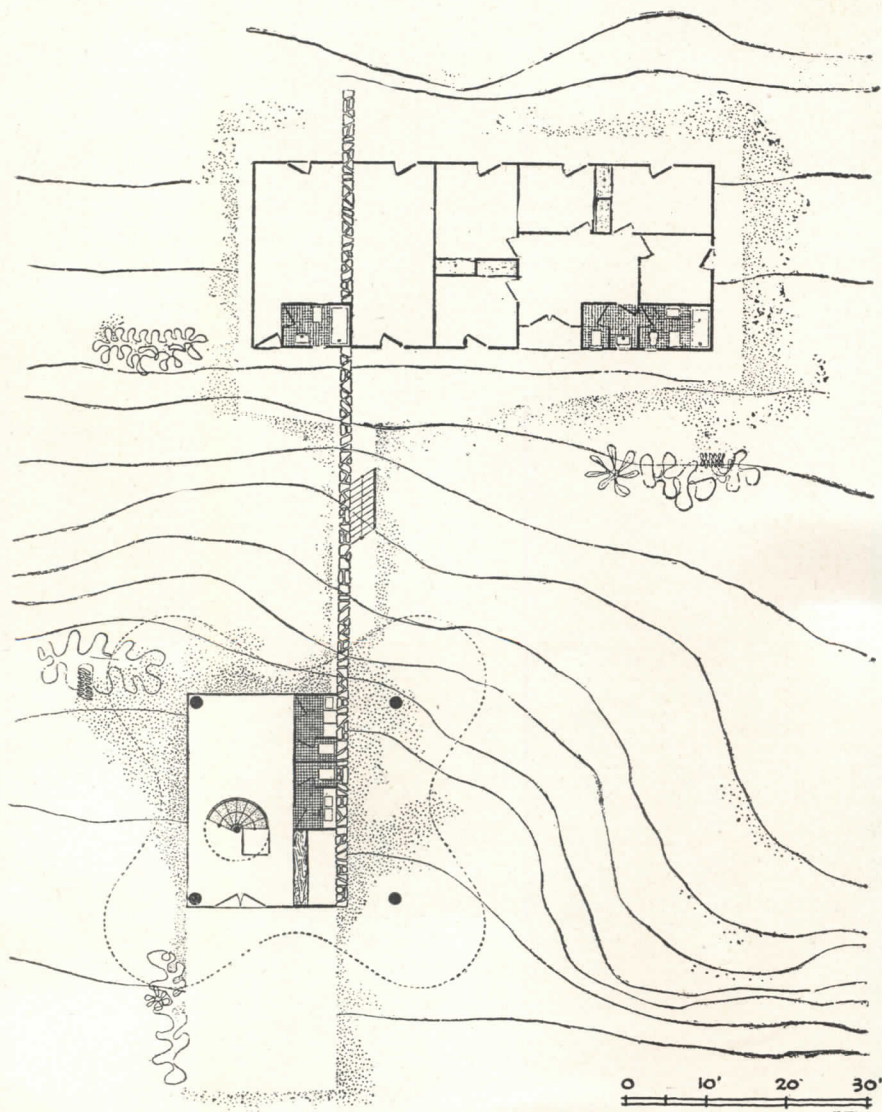
*Marcel Breuer, Carlos Coire and Eduardo F. Catalano, Architects*

WHEN Marcel Breuer recently lectured at the University of Buenos Aires, two young Argentine architects, who had been instrumental in getting him invited to the University, asked him to associate on the design of a small drink-and-dance club to be constructed at the bathing resort of Mar del Plata for the purpose, primarily, of promoting the sale of plots in a nearby real estate development. This club was to be a small social center for that development — but for a start it was intended to serve as a kind of advertising booth as


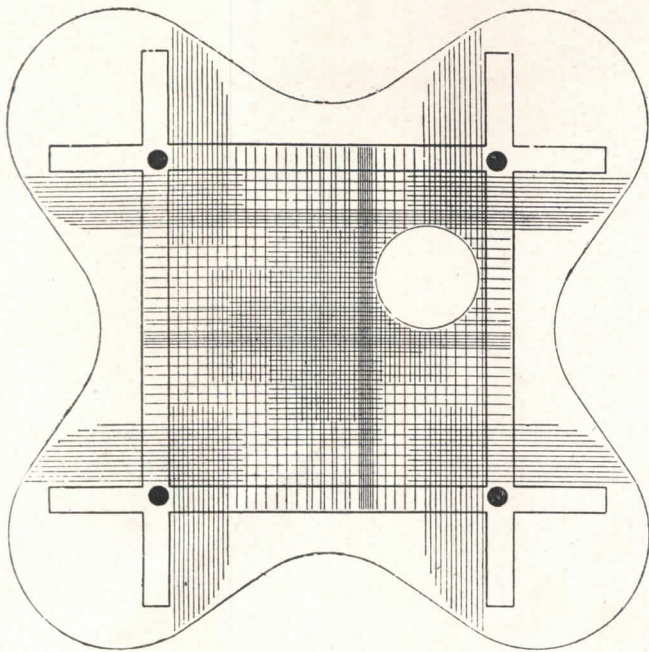
well, sufficiently attractive to bring in potential land buyers.

Located a little way inland from the bathing beach, the club was constructed in a setting of undulating dunes, just high enough to block the view of the ocean, unless one's eye-level were raised. Hence the stilts. The plan shows all of Mr. Breuer's clarity of organization and his painter-like appreciation of texture and form. Linked by a long field-stone wall, the two separate wings of the building contain, respectively, the staff

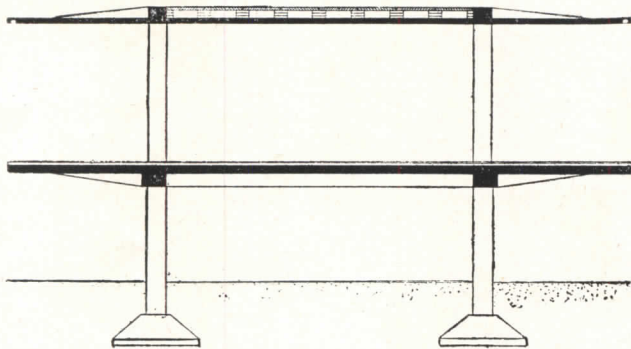










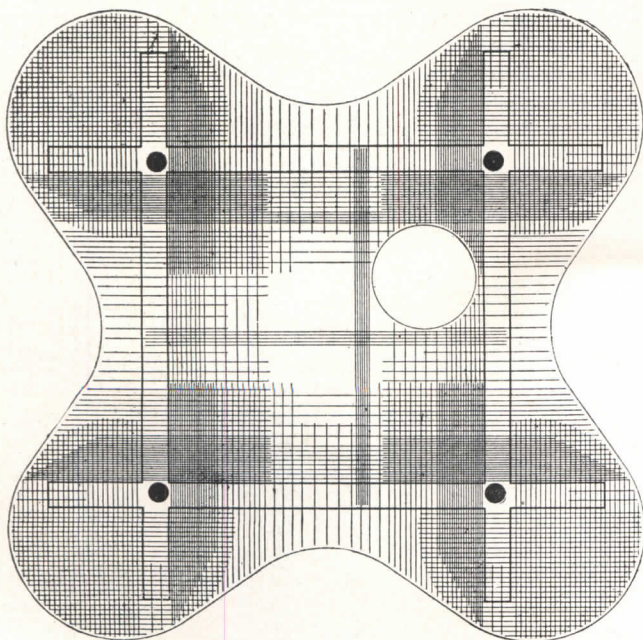
*Architect's snapshots taken during construction*




0 5' 10'

quarters and the club proper. The latter is entered on the ground level through a lobby which serves as a display and advertising area for the real estate development. An elegant spiral stair leads from this lobby to the clubroom above. Since the restaurant serves only refreshments, a small counter-type bar in one corner is all that is required.

The four-pronged plan permits each table to have window-location, and gives each window seat an arc of vision of almost 180 degrees. The playful, free-shaped clubroom is sandwiched between two two-way r.c.








L. Souessia Photo

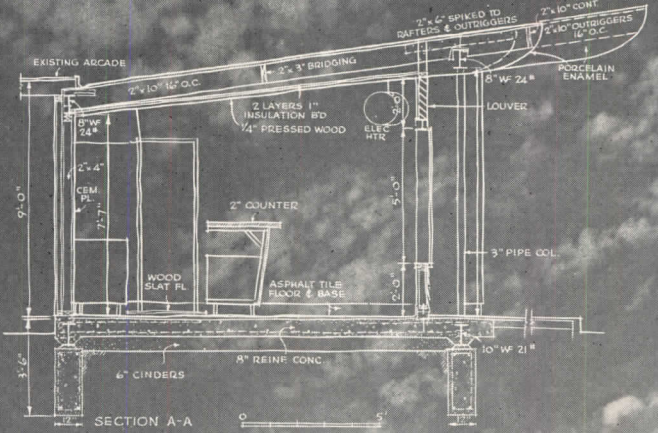

slabs, the roof slab having been reversed (with the girders projecting at the *top*) to produce a flat, uninterrupted ceiling surface inside. Since snow-loads need not be considered in Argentina, the roof slab can be thinner than U.S. building codes would permit. In addition, workmanship is good and inexpensive, which means that factors of safety need not be too high. The concrete employed contains basalt and mica aggregates that give it a gray, granite-like quality. The exposed underside of the ceiling slab has been given a hand-chiselled pattern, but was left otherwise unfinished. The

rectangular dance floor has a parquet surface; the rest of the floor is of red tile.


The small-scale window pattern is indicative of the high cost of glass in Argentina. The exterior walls — which carry no weight and were, therefore, treated as separate entities — consist of simple stud frame partitions covered with narrow, vertical t. & g. siding. Window frames are also of wood. At certain intervals louver-type vents alternate with the window sash. With a healthy breeze from the ocean only a few hundred feet away, this is all the ventilation that is needed.



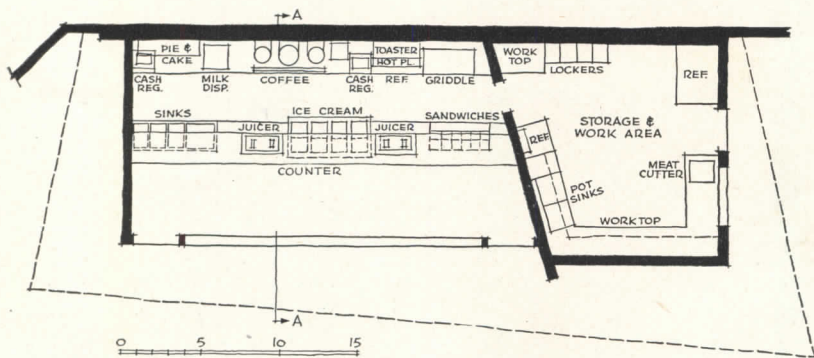








Ben Schnall Photos



The plan is simple, consisting of three separate elements: A stand-up counter, an open food preparation area, and an ample storage room. The splayed partition helps to enlarge the public part of the Flight Bar

## A SNACK BETWEEN LANDING AND TAKE-OFF

FLIGHT BAR, LA GUARDIA AIRPORT


NEW YORK

**Lester C. Tichy**

**Architect**

**I**N THIS sleek, aluminum-finished Flight-Bar at New York's La Guardia Airport, Lester Tichy has projected his successful railroad design ideas into the business of air travel. Against the heavy, rather sterile formalism of the International Terminal Building, this bright and cheerful snack bar stands out well — as clearly a part of the air age as any transatlantic Clipper circling overhead. Designed to be completely demountable, the building's footing can be cut immediately below the two wide flange sections upon which it rests, and the whole structure may then be loaded upon trucks and moved to a new location. Thus the Flight Bar is in reality almost airborne: the airplane wing type of roof, the tall mast with its fin symbolizing air currents, and the finely polished aluminum detail are all designed to emphasize its modern character.





Ben Schnall Photos

The storage room is encased in a corrugated asbestos-cement wall, while the Flight Bar itself has aluminum siding up to a low sill height, then large sheets of glass topped by continuous strips of aluminum louvers. Note the free-shaped push panel at the door

Since it is not strictly part of the International Terminal, the Flight Bar must compete with the heavy façade of the Main Building. It does this without being offensive. Its roof-line, for example, follows the general level of the Main Building's entrance canopy, and its slanted edge points in the direction of the main traffic flow. The Flight Bar was designed for the Port of New York Authority, with whose kind permission it is published here





### LIGHTWEIGHT AGGREGATES WIN NEW ATTENTION

*Weight-saving and insulating properties newly investigated for wide variety of concrete work*

**L**IGHTWEIGHT aggregates have been much in the news lately, even breaking out of the confines of technical circles. They have acquired the glamorous flavor of technology, and so have appeared in general publications.

Really they are very old; lightweight aggregates have been known for as much as 50 years. What is new about them is merely success. Known most widely in certain unglamorous uses, like concrete blocks, they have recently won increasing attention in virtually all types of concrete work. In short, their oldtime virtues are suddenly being more widely appreciated. More literally, these virtues are probably a result of better manufacturing processes and control.

The West Coast seems the locale of most of the current excitement. This might be due to a natural progressiveness of the West, or perhaps to the simple fact that most of the natural deposits of lightweight aggregates are in that part of the country. Be that as it may, there are plenty of factors contributing to the current interest in light concrete.

During the war engineers began to develop a more "material conscious" attitude. Because of the high cost and scarcity of building materials for post-war construction, the trend has been toward lighter, insulating walls, floors, ceilings and roofs. Developments such as precast slabs, cast-in-place building sections and fireproof concrete for structural steel have greatly stimulated the use of lightweight aggregates. In addition the ability to save structural steel by reducing dead load has been demonstrated in several skyscrapers, some which were described in a recent article in the *Wall Street Journal*.

Finally, there is now beginning a considerable amount of research work. The Housing and Home Finance Agency conducted a manufacturer's survey in 1946 to get information on commercial sizes, weights and tests. They are now sponsoring a comprehensive test program with the idea of developing impartial engineering data to be used for concrete design.

In Los Angeles the use of lightweight aggregates in 13-story General

Petroleum Building (*ARCHITECTURAL RECORD*, Oct., 1947) will cut the total weight by 13,100 tons, including a saving of 1,200 tons of structural steel. The structural frame system uses lightweight concrete for all floors above the first. In spite of the \$61,000 higher concrete cost, the saving in structural steel alone is reported to be \$180,000.

Vermiculite concrete and plaster were used in the Mercantile National Bank Building, Dallas, Texas (*ARCHITECTURAL RECORD*, July, 1944) for fireproofing steel framework and ceilings and as fill for cellular steel floors. The dead load was reduced by 15,634 tons, resulting in a saving of 1,880 tons of steel. (Walter W. Ahlschlager, Architect).

Lightweight concrete has permitted increasing the height of existing buildings which might not have been possible otherwise. An example is the Sears, Roebuck & Co. building in Los Angeles. The original building, built in 1929, and


an addition, built in 1940, were both designed for three additional floors. When the company wanted to increase the height of their plant, they found that it did not have enough earthquake resistance; after the earthquake in 1931, the building code was changed three times, increasing the requirements for lateral strength. Engineers solved the problem by using lightweight concrete and by devising a system of roller bearings for the original section to protect it from lateral strain.

#### ADVANTAGES

Advantages resulting from the use of lightweight aggregates are:

1. Reduction of dead load saves structural steel, reduces bearing on foundations and cuts cost of concrete forms.
2. High insulating value is provided by numerous dead air spaces.
3. Rough texture of surfaces have good acoustical properties.

*Use of lightweight aggregates in the 13-story General Petroleum Building in Los Angeles will cut the weight by 13,100 tons including a saving of 1,200 tons of structural steel. All concrete above the first floor is lightweight concrete, using pumice, rocklite or similar aggregates. Architects are Walter Wurdeman and Welton Becket*





4. Lightweight allows more distant market and easier handling of precast slabs and blocks.

5. Lightweight plaster has less tendency to crack and its heat resistance makes it a good material for fireproofing structural steel.

## DISADVANTAGES

The major disadvantages of lightweight aggregates are a result, paradoxically, of the physical qualities which make them weight-saving and good insulators.

Porosity of most aggregates requires changes in the usual formulas for water and slump and closer supervision of mixing. Very light aggregates have a tendency to float out of the mortar and some coarse-aggregate concrete mixtures require the addition of a fine aggregate like sand to prevent harsh working and serious bleeding.

As aggregates get lighter they become structurally weaker so that in order to maintain high strength the strength of the matrix must be modified by adding more cement. More cement is needed, also, to "wet" the greater aggregate surface area, due to the irregularity of the particles. Each application, however, has its own requisites which call for a compromise on strength, weight-saving and insulation.

The cost of raw aggregates is higher than for gravel, rock and sand because of small production facilities and the additional processing that is sometimes necessary.

## AGGREGATE QUALIFICATIONS

According to Stuart H. Ingram\*, a Pasadena, Calif. mining engineer, a lightweight aggregate, in order to hold a marketing position, should have these qualifications:

1. Be well graded as to size.
2. Have minimum number of voids to be filled with mortar.
3. Individual pieces should have compressive strength.
4. Must be firm enough to withstand handling without size breakdown.
5. Particles must bond well with cement and be inert chemically both with respect to reactions of cement and to steel reinforcing.
6. Must be unaffected by weathering or damage caused by time, moisture, insects and fungi.
7. Should be as light as possible without impairing other qualities, but to make weight saving worthwhile, the resulting concrete should not weigh more than 75 per cent of the weight of ordinary concrete. Since the aggregate

comprises about 50 per cent of the usual mixes, its weight should not be more than 50 per cent of that of rock or gravel aggregates for the same volume. Grade rock, gravel aggregates weigh a little less than 100 lb. per cu. ft., thus a good lightweight aggregate should weigh less than 50 lb. per cu. ft.

Lightweight aggregates can be divided into four general classifications

1. Aggregates of volcanic origin.
2. Micaceous minerals.
3. Expanded clays and shales.
4. By-products of manufacturing processes.

## VOLCANIC AGGREGATES

Members of the volcanic group are pumice, pumicite, vesicular glass and perlite. Pumice and its volcanic relatives are siliceous minerals quite similar in chemical composition but different in physical properties, manner of formation and mode of occurrence.

### Pumice

Pumice is formed when lava is ejected from the core and flows. When gases are released during solidification, they form a glassy froth, honeycombed with elongated, parallel cavities.

Pumice, weighing from 25 to 60 lb. per cu. ft. when dry and graded, is well qualified as a lightweight aggregate. It is hard enough to be handled and mixed without excessive breakdown. An undesirable feature of many pumices, however, is their water absorption. Bad effects of absorption can be mitigated by wetting the aggregate before it is mixed with cement. If an exchange of water occurs between the aggregate and mortar after the concrete has been laid, loss of strength may result. Based on experience during the war with concrete ships, engineers believe that some absorbed water may be advantageous by preventing rapid drying which contributes to serious cracking.

Pumice varies in color from white-gray to yellow, red, brown or even black. There are deposits near Bishop and Inyokern, Calif., Bend, Oregon and Santa Fe, N. M. with a reported annual capacity of 376,000 tons.

Natural pumice is used in southern Italy between asphalt coatings to insulate floors and roofs. In Germany it has been used to manufacture slabs, hollow blocks and tile flooring. Claimed advantages are lightness, high insulation quality, incombustibility and a surface texture to which plaster readily adheres.

### Pumicite

Pumicite is an accumulation of finely divided particles blown from volcanos and classified to some extent by the

wind. The light particles are highly irregular in shape, contain a high percentage of voids and are usually soft and friable. Pumicite, volcanic ash and tuff (mixture of pumice and pumicite) have been used as a cement admixture, but no uses as a lightweight aggregate have been reported.

### Vesicular Glass

Vesicular glass is similar to, but has larger pores than pumice. As pores become larger, there is usually more continuity between holes or less sealed off porosity, yielding poor aggregate. When vesicular glass can be mined and then sawed into blocks or other shapes, it is said to make an excellent lightweight construction material.

### Perlite

Nearer the volcano core than the foregoing materials are the massive glasses such as perlite, obsidian and pitchstone. They expand greatly when subjected to properly controlled heat because of entrapped pockets of gas. Some varieties have a foam-like expansion while others distinctly "explode." The foam types contain innumerable tiny bubbles, each with an extremely thin outer wall. Some particles may be easily crushed and powdered.

Perlite is composed of stable silicates, is inert and thus durable for use as a lightweight aggregate or for insulation. Its latitude of use as a lightweight aggregate depends on how physical properties other than lightness are controlled in the plant.

Besides its friability, two other disadvantages of perlite as an aggregate are its small particle size and extreme lightness. The small particle size gives a large surface area to be "wetted" by the mortar, requiring more cement; the extreme lightness increases the tendency to float out of the mortar.

After expansion, perlite has an average weight of 8 to 16 lb. per cu. ft. and would probably be useful where maximum strength is not required, as in precast slabs and blocks and in floor fill, fireproofing and plaster.

### MICACEOUS MINERAL

Vermiculite is a micaceous mineral which expands on application of heat to as much as 30 times its original volume. Dried, ground ore is subjected to about 1,800 degrees heat for four to eight seconds, after which it weighs only 6 to 12 lb. per cu. ft.

Vermiculite was first marketed from a Colorado deposit in 1915. It is also mined in North Carolina, but the most extensively worked deposit is near Libby, Montana. The raw ore is shipped

\* "Lightweight Aggregates in the Southwest", Stuart H. Ingram, Mining Technology, Sept. 1947.



to plants in various parts of the country where it is expanded and marketed.

Until 1940, the chief use was as a loose-fill insulation, but more recently it has been used as an aggregate in concrete for fireproofing steel, for floor and roof fill, and for acoustic and fireproof plaster.

### CLAY, SHALE AGGREGATE

Lightweight aggregates from clays and shales require heating the material in a kiln to a temperature near its fusion point. The material softens and coalesces to a sticky mass; escaping gases are trapped, forming cellular structures and expanding the volume of the material about 50 per cent.

The crushing and firing operations are varied with different processes. In some the material is fired to a clinker, then crushed and sized; the process is often reversed with the crushing operation first. One of the best aggregates is said to result from a double-firing process where the clay or shale is first crushed and fired, the resulting porosity being sealed by dusting with a fine siliceous material and refiring almost to fusion.

### Airox

Produced from oil-bearing shales and impure diatomites (siliceous shells), *Airox* utilizes the double-firing process. An outer covering seals the porosity, and the resultant product resembles gravel in appearance. The pieces are round and smooth with sizes from pea gravel up to 1 in. or 1 1/4 in.

### Rocklite

Reported as one of the best aggregates of the clay-shale type, *Rocklite* uses a fine, compact, uniform blue shale. The shale is crushed to three different sizes; each is fired separately in the kiln at a temperature of 2000 degrees. The pieces puff up when heated and are discharged with a tight skin that seals their porosity. When placed in water, the pieces will float for days.

*Rocklite* varies in weight from 40 to 50 lb. per cu. ft., has high strength and is resistant to damage by handling. A mountain near Ventura, Calif. contains the blue shale used, and deposits are believed to exist in many parts of the country.

### Diatomite

Diatomite in the pure state is composed of deposits of siliceous shells of microscopic aquatic plants (diatoms). Pure diatomite weighs about 28 lb. per cu. ft., but mixtures of clay, sand and gravel increases the weight. The pure deposits are used principally for insulation and filter media where they get higher prices than possible with aggregate. It is a matter of conjecture whether impure diatomites could be processed with the double firing method

to produce a good aggregate. Pure diatomite is light and chemically inert, but soft and friable. Large deposits are found in California, Oregon, Nevada, Washington, Maryland and Florida.

### BY-PRODUCT AGGREGATES

#### Expanded Slag

Expanded or "foamed" slags are made by treating molten blast furnace slag with controlled quantities of water or steam. Some slags are expanded in pits in the ground; others are made in machines. Close control of water or steam is very important because too much granulates the slag, yielding soft, friable particles; too little gives a heavy aggregate. Excellent aggregates can be obtained by regulating the shape, porosity and thickness of outer skin.

Foamed slag has been used in Germany for many years in precast blocks, cast-in-place walls of houses and for panel filling of steel-framed buildings.

#### Cinders

Cinders, resulting from the combustion of coal, are composed of the ash components of the coal along with various quantities of unburned or partially burned combustible matter. Some cinder aggregates containing combustible matter have caused deleterious expansion of concrete in which they have been used. Cinders containing a minimum amount of combustible material are satisfactory for use in concrete but are not particularly weight saving. Lightweight cinders often have unsound physical and chemical properties.

#### Fibers

Comprehensive laboratory tests were conducted at the University of Michigan on waste industrial and farm fibers for use with a binder of Portland cement and a chemical admix to be formed by machine into fire and weather resisting boards, insulative panels and floor, roof coverings. The research was done by Corwin D. Wilson at the request of the National Housing Agency with funds provided by the Office of Production

Research and Development of the War Production Board.

Approximately 8,000 specimens from 225 different materials showed that a large number of farm, forest, industrial and home wastes might be used in such compositions. A solidified "foam" was developed weighing less than cork. Many of the compositions were found crack- and fire-resistant and suited to machine fabrication.

Besides uses for building board and panels, laboratory tests disclosed that many fibers were suitable for use as shingles and for more dense fibers in floor tile, water pipe and other commercial products requiring a strong, cheap, rigidly-setting plastic composition.

Mixes were found in the weight range of 70 to 80 lb. per cu. ft. to have compressive strengths of 3000 to 4000 psi and tensile strengths of 600 to 750 psi. In the weight range of 40 to 50 lb. per cu. ft., compressive strengths were about 2000 psi with tensile strength of 600 psi.

Thermal conductivities were low and the alkalinity of matrices used was believed high enough to prevent destruction by rats and termites.

Best mixtures were obtained by using mixtures of fine and coarse fibers with high early strength cement and an admix which apparently caused the cement matrix to grip the fibers more closely than otherwise possible.

### FUTURE RESEARCH

Housing and Home Finance Agency is sponsoring a research program on monolithic concrete utilizing lightweight aggregate, believing that the lack of reliable engineering data concerning these materials has limited their wider use in house construction.

Research work is being conducted with preliminary tests to determine density, strength and insulation properties followed by structural tests. The test program was initiated with the aim of developing engineering data which will make possible the application of rational analysis to lightweight concrete structures.

Weight of Aggregate and Concrete by Type of Aggregate

Type of Aggregate	Aggregate Weight per Cubic Foot	Weight per Cubic Foot of Concrete Using Aggregate
	Pounds	Pounds
Gravel.....	120	150
Sand.....	90-100	150
Crushed Stone.....	100	145
Crushed Bank Slag.....	80	110-130
Haydite (Expanded Clay, shale).....	40-60	100-120
Foamed Slag.....	40-60	90-100
Cinders.....	40-50 (plus sand)	110-115
Pumice.....	30-60	60-90
Diatomite.....	28-40	55-70
Perlite.....	6-16	40-65
Vermiculite.....	6-10	25-50

Table from HHFA Survey, "Lightweight Aggregates for Concrete."



## INDOOR-OUTDOOR PLANTING BEDS

By Henry B. Aul, Landscape Architect

For Construction Details see  
TIME-SAVER STANDARDS

pp. 153 and 155

INDOOR planting beds have been enlivening more and more of the contemporary house plans. As one who has long plowed this particular furrow, I must begin by expressing hearty approval for the idea of bringing the garden inside. It is certainly a logical concomitant of bringing the view inside, of integrating indoor and outdoor living, of making the house a natural outgrowth of its site.

If, at the same time, some of the plans have a slightly experimental look, there is nothing to be deplored in that. The problems of indoor planting, both architectural and floricultural, are not so involved that the basic idea need suffer from improper handling.

### Purposes of Planting

Indoor planting beds might be employed in a great many different varieties, for many different purposes. Flower beds that seem to extend from the outdoors right through a glass wall into the house establish a strong tie between the house and its site. Or, where windows are large and give an unob-

structed view of the garden or landscape, the outdoor-indoor planting frames the view, or furnishes the foreground for it.

On the other hand, a window that overlooks a not too desirable view can be made a center of attraction not only with plantings about its base, but also with a tracery of vines across its face that will screen the less attractive scene outdoors.

Windows away from the garden side of the house, in the kitchen, bedrooms or hobby room, can be equipped to support plant growth, and thus introduce foliage and flowers in all parts of the house.

The entrance, regardless of its exposure, can be made a more cheerful spot to welcome guests.

Frequently it is possible to arrange indoor plantings which will form a partial screen or partition to separate one room from another.

Plants in the outdoor-indoor bed are staged where they are brought into unmistakable prominence. They are close at hand for the pleasure of the gardener and others and are convenient to work

among. Since in most instances the planting is connected with large window areas, it is an assured way to have and enjoy plants in the house throughout the year.


### Principles of Planting

To gain the closest tie between the outdoor and indoor plantings, it is best to have the plants arranged at approximately the same level throughout; and, if there is a curb or coping around the planting bed, have it contiguous. This means that the curb may be only a few inches above the floor and, depending on the distance of the terrace or porch below the floor level, will be six or more inches high around the outdoor planting.


In locations where, due to the exposure or the shelter of a porch roof or roof overhang, surface drainage is not a problem, it may be desirable to have the house floor and terrace floor at the same level, and the planting set into or raised above the floor level the same distance indoors and out.

Different growing conditions indoors and outdoors preclude the possibility

*An indoor-outdoor, floor-level planting bed combined with a trellis for potted vines, to form a partition of plants between living and dining rooms. Flowers in pots can be enjoyed from either side, or from the terrace. Flowers may be changed with the seasons, or according to conditions of bloom. Upper sash provide ventilation. Roof overhang plus slat roller shades control sunlight around planting*







Living porch planting bed in a corner sheltered from wind by glass screen. Soil bed might be heated by electric cable on a sub-soil thermostat. Plants may be grown directly in soil, or in pots on a layer of gravel

of using identical plant materials to gain exact continuity between the two areas. Besides, the seasonable change in weather in most parts of the country would upset such a planting plan, even if it were desirable. Considering the value of variety in most plantings and to most plantmen, the idea is not practical.

Bench or table height plantings raised 24 to 30 inches above the floor can be continued from indoors out or vice-versa, just the same as floor level plantings. The bench-high planting has the advantage of bringing the plants up where they may be worked among

conveniently and inspected and admired close at hand. The plant bench can be combined with a work bench in a hobby room or kitchen or between the indoor planting and a sheltered terrace work space that would please all gardeners.

#### **Planning the Planting**

It might seem that the easiest method to handle plants, both indoors and out, would be to set them directly in large pockets or beds of soil. It is possible to do this where the floor of the house is a concrete slab on the ground or close to the ground. But for the most satisfac-

tory management of plants indoors, they should be grown and kept in pots. The pots are easily arranged or rearranged in the planting bed according to their condition, size and appearance.


In pots, they can be shifted or turned to give them light on all sides, removed for treatment against disease or insect injury, for feeding and other handling. It is a method well worth considering for the terrace or other outdoor portions of the planting.

Indoors, the pots are placed on a one- to two-inch drainage base of fine washed gravel in the bottom of a lead, zinc or copper pan built to the shape of the planting bed. The metal pan forms an assured moisture barrier between the plants and the floor or walls.

An alternate plan is to fill the pan with peat moss or expanded mica in which to plunge and conceal the pots. This would be the method to follow when using potted plants outdoors. Of course, no metal pan is needed outdoors. For indoor beds, these pans should be from eight to ten inches deep and of a size that will permit removing them for cleaning once or twice a year.

#### **Moisture Control**

Except in unusually large installations, there seems to be little need to consider facilities for draining the paneled indoor planting bed. Where neces-



The entrance is a most logical place to gain the invitation of plants. Plants outdoors might be dwarf evergreens or ground covers. Plants indoors might be in a bed of soil, or might be in pots on shelves to screen hall




sary, a small sized pipe or copper tube can be led from the bottom of the pan to the basement drain, crawl space or through a weep hole in the outside wall.

Outdoor beds, filled with a 10- to 12-inch top layer of loam, humus and sand, are given a drainage base of coarse cinders or gravel with one or more lines of four-inch open joint land tile led off to a storm sewer or dry well. The surface of the bed is kept below the coping and adjacent windowsills, and is pitched away from windows and house wall at least one quarter inch to each running foot. Outdoor beds are surface mulched with peat moss or expanded mica to reduce mud splash on walls or windows, and to retain moisture in the soil around the plants.

Planting beds, set in flagstone, tile or other masonry floors, present little danger of moisture damage, and so may or need not be curbed, depending on the requirements of the design. On the other hand, plantings in proximity to wood framing, flooring and trim need to be separated from them by the metal pan liner and a curb of brick, stone, tile or slate, redwood, cypress or other moisture resistant wood. The curbing generally conceals the upper edge of the pan and the concrete base or framework of wood in which the pan is set. The top of the curb is a handy place to display small potted plants for special attention.

Windows connected with indoor-outdoor planting should, in most cases, be set in metal sash. They can be double glazed or single glazed with provision for winter storm sash. This will reduce perceptibly the amount of condensation and ice that forms during winter weather. Bottom sash should preferably be fixed with top louvers or movable sash to provide top ventilation not unlike that in a greenhouse. Movable sash

*What better place for the cheer of flowers than right behind the kitchen sink? Pots are set on a gravel base in a metal pan, which is removable. Sash are fixed directly behind sink, with out-swinging casements at side*



at the sides of the planting, and doors nearby, will aid general ventilation. Under certain conditions ceiling vents to exhaust fans are used.

### Sun Control


Provision must be made to shade windows exposed to full or nearly full sunlight. The roof over a covered terrace or porch and the properly designed roof overhang or sun visor of the solar house furnish adequate shade. They also lessen the problem of splash and surface drainage around outdoor planting beds.

Louver-type insect screens, slat, roller shades, venetian blinds, slat and canvas awnings are other methods of shading the window. Most plantings do not crowd the window on the inside so closely that draw curtains cannot be

used. They are particularly attractive, not only for shade but to shut out the night and make a colorful background for the indoor planting at that time.

In some indoor plantings, not shade but the problem of sufficient light is uppermost. This is solved with flood or other types of incandescent lamps placed above the planting and turned on regularly when natural light is lacking.

Adequate heat is generally available from the regular house system. Water splashed over the gravel drainage material on which the pots are placed contributes humidity to counteract too much heat. Special plantings in sheltered porch or terrace floors can be kept going a good portion of the year with an electric heating cable such as is used to heat the soil in garden hot beds.



A bay window can easily be transformed into a small conservatory, with either soil-filled elevated beds or metal pans for pots. If door leads to terrace or garden, the indoor beds might be continued as raised beds outside. Out-swinging casements ventilate the bay, venetian blinds shade it, and full-length curtains can be pulled across the whole opening at night. Beds might be heated by an electric cable

**For Construction Details see  
TIME-SAVER STANDARDS:  
pp. 153 and 155**



# PRODUCTS for Better Building

## COMMUNITY HOMES EXHIBIT

Featured in the four demonstration homes of the Community Homes Exhibit in Hartford, Conn., is the design of electrical appliances, lighting and wiring devices as an integral part of the structure.

The homes, designed to meet the living needs of families in four different income groups, are called Thrift, Budget, Ideal and DeLuxe. Each represents a different degree of electrical living which includes basic wiring, wiring devices, switches, lighting, and kitchen and laundry planning and were developed as the result of research by the Home Economics Institute and Better Homes Bureau of Westinghouse.

Electrical appliances in the Thrift home include a seven cubic-foot standard refrigerator, economy-style one oven range, kitchen ventilating fan, automatic clothes washer, ironer and electric water heater. A broken "L" type of layout is used to leave ample dining space



"Ideal" house in Community Homes Exhibit was designed by Royal Barry Wills with Carr and Cunningham, coordinators

in the 10 ft. by 12 ft. kitchen. A total of 50 electrical outlets including switches, lights and convenience outlets are part of the wiring system. The house is lighted entirely by incandescent lamps other than two kitchen cabinets which are equipped with fluorescent lamps.

A special feature of the Budget house is an installation of *Sterilamps* in the forced air heating system which are used to kill airborne bacteria. Another feature is the auxiliary heating in the bathroom provided by a built-in electric heater. Kitchen work areas are illuminated by fluorescent lighting. There are a total of 87 electrical outlets.

In addition to larger kitchen equipment and a garbage disposer, the Ideal house makes wider use of fluorescent lighting. The dining room is lighted by fluorescent units concealed in coves on



Easy chair designed by Eero Saarinen and a daybed by Richard Stein displayed in Hans Knoll's New York City showroom provide for more complete relaxation and comfort

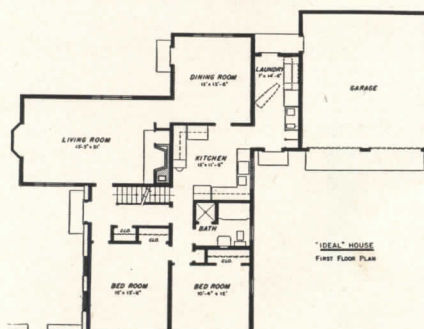
opposite walls of the room and the dining table is highlighted by a recessed unit in the ceiling. Fluorescent lighting is also used in the laundry, over the kitchen work counter, in the bath and over the work bench in the basement. Three-way switches are provided for convenience; 123 outlets are used.

Electrical equipment installed in the DeLuxe home not used in the others are an automatic clothes dryer, home freezer located in the basement, *Precipitron* air cleaner, a sunlamp permanently installed over the bathroom mirror, almost exclusive use of fluorescent lights and mercury "silent" switches used throughout. Auxiliary electric heating is provided in the bathroom and dressing room. The house contains a total of 163 electric outlets.

The houses in the exhibit are equipped with automatic circuit breakers located conveniently throughout the house in place of the single fuse box commonly located in the basement.

Royal Barry Wills designed each of the new homes to fit the surrounding locale. Carr and Cunningham served as coordinating architects. Westinghouse Electric Corp., 306 Fourth Ave., Pittsburgh 30, Pa.

Floor plan of "Ideal" house; electrical system is integrated with the structure



## FURNITURE FOR RELAXATION

Currently on display in Hans Knoll's New York City showroom are three pieces of contemporary furniture which emphasize the trend of designing for relaxation and comfort. An easy chair by Eero Saarinen and a daybed by Richard Stein are among the new models being shown, and also a "Hardoy" chair, which is a revival of the piece originally designed in Italy for use in hot climates.

The Saarinen chair, No. 70, has an inner frame of plastic covered with *Restfoam*; the two loose cushions are filled with down. The outer metal frame has a baked enamel finish.

The daybed utilizes a cam mechanism which allows the seat to be in a sloping position for comfort when used as a sofa and raises the seat to a level position when the back is lowered to transform it into a bed.

"Hardoy" chairs consist of fabric and leather covers which slip over a metal framework. Covers are made of canvas in a variety of colors and natural leather; the framework comes in flat black and flat white finishes. Knoll Associates, Inc., 601 Madison Ave., New York 22.

## COLORED CONCRETE

A carbon black dispersion for darkening air entrained concrete has been developed which is said to eliminate scaling that sometimes occurs when ordinary dispersions are used.

The new compound, added directly to the concrete mix, is especially applicable for decorative treatment of sidewalks and for eliminating glare from sidewalks and highways. Shades from light gray to black can be obtained by varying the quantity of coloring agent used. A. C. Horn Co., Inc., 43-36 10th St., Long Island City 1, N. Y.

(Continued on page 178)



## MANUFACTURERS' LITERATURE

### Lighting

*Plan-O-Lite Layouts.* Portfolio of layouts and engineering data for eight actual installations of Frink Lighting equipment, all in blueprint form. Photographs of the installations are included plus a discussion of the lighting problem and the solution for each. The Frink Corp., Bridge Plaza North, Long Island City 1, N. Y.\*

*Commercial Lighting Units by Colovolt, the Generaliner.* Catalog describing a newly designed fixture for use with Colovolt cold cathode lamps. A portion of the literature gives lighting application data including room index and utilization. 4 pp., illus. General Luminescent Corp., 732 S. Federal St., Chicago 5, Ill.

*Mitchell Pocket Catalog No. 325.* Presents complete line of commercial, industrial, and residential lighting fixtures in condensed form. Complete specifications, price information and accessories are shown. 28 pp., illus. Mitchell Mfg. Co., Dept. P. R., 2525 Clybourn Ave., Chicago 14, Ill.

### Vibration Control

*Armstrong's Vibracork.* Describes the use of Standard and Heavy Density Vibracork for economical vibration control. Featured are drawings of application methods developed to isolate machines effectively under different installation conditions. Complete specifications are listed. 4 pp., illus. The Korfund Co., 48-65 32nd Place, Long Island City 1, N. Y.

### Washrooms

*Scott Washroom Advisory Service.* Detailed plans for washrooms, locker rooms, shower rooms and lounge facilities comprise this booklet showing designs for efficiency, ease of maintenance and service. Plans were prepared by James S. Hatfield, A.I.A., consultant to the Scott Company. 40 pp., illus., Scott Paper Co., Chester, Pa.\*

### Trussed Rafters

(1) *Teco Trussed Rafters*, (2) *For Section 608 FHA Insured Apartments Use Clear Span, All-Wood Teco Trussed Rafters.* Booklets describe use of wooden rafters for fast construction and added strength. Rafters are said to transfer roof, ceiling loads to outside walls, eliminating need for interior bearing walls. Timber Engineering Co., 1319 18th St., N. W., Washington, D. C.

### Marble

*Marble Forecast 1948-1949.* Booklet describes varieties, colors and classifications of foreign and domestic marbles that are available for immediate installation. Listed are member companies of the Marble Institute which can provide information, samples, service and estimates on marble. 8 pp. R. Shawhan, R. A., Managing Director, Marble Institute of America, Inc., 108 Forster Ave., Mount Vernon, N. Y.

### Heating Controls

*Sarcotherm Weather Control for Hot Water and Radiant Heating.* Included in this bulletin is a semi-technical discussion of "Comfort Control for Hot Water and Radiant Heating" together with typical installation diagrams of heating systems using the various types of Sarcotherm controls. A graph is given for sizing the Sarcotherm valve. Other accessories are shown and specifications listed. 20 pp., illus. Sarcotherm Controls Inc., Suite 2922, Empire State Bldg., New York 1, N. Y.

### Steel Windows and Doors

*Bayley Windows, Doors, Operators in the New Modular Sizes.* Modular design for windows is explained. Special features are shown and diagrams given for architectural projected windows, commercial projected windows, pivoted windows, guard windows, psychiatric windows, window operators and industrial doors. 36 pp., illus. The William C. Bayley Co., Springfield 99, Ohio.

### Unit Heaters

*Verti-Flow Unit Heaters.* Catalog describing new line of circular overhead unit heaters with diagrams and performance data. 16 pp., illus. Young Radiator Co., Racine, Wis.\*

### Mercury Switches

*Mercury Switch Manual.* Shows how switches are designed and made and how they are used for many switching operations where space requirements, dirt-free and frequent operation are said to make the mercury switches better suited than mechanical or electrical switches. A chart showing the best methods of selecting switches for specific electrical applications is given. Specifications are listed for more than 60 different types. Specialties Division, Minneapolis Honeywell Regulator Co., Minneapolis, Minn.\*

### Boilers

*International Water Tube Steel Heating Boilers, Type C.* Construction details, method of operation and specifications are given for oil, gas or coal fired boilers. These boilers are designed for apartment buildings, office buildings, hotels, industrial plants and for low pressure process steam requirements. 8 pp., illus. The International Boiler Works Co., East Stroudsburg, Pa.\*

### Air Filters

*Bulletin SIF.* Describes complete line of Staynew dry-type intake air filters for all types of air compressors, diesel and gas engines, blowers, motors and generators. The various filters included are silencer models, regular dry-type and breather filters. 8 pp., illus. Dolinger Corp., Rochester 3, N. Y.

### Paints

*How to Choose and Use Paint.* Booklet describes types of paints required for various surfaces, preparation of surfaces before painting and step-by-step instructions for applying paint. A handy chart shows the amount of paint required for a given job. A convenient indexing arrangement is provided for quick selection of sections of the booklet dealing with preparation and painting interior and exterior building surfaces, furniture etc. 20 pp. M. J. Merkin Paint Co., Inc., 1441 Broadway, New York 18, N. Y.\*

*Devoe Painting Guide.* Separate, well indexed, sections of this guide deal with proper use of paint for finishing interior and exterior surfaces of wood, masonry, metal and compositions such as asphalt and cork. An estimating procedure is included and many helpful tips are given in the miscellaneous section. 40 pp., illus. Devoe & Reynolds Co., Inc., 44 St. & 1st Ave., New York 17, N. Y.\* 50 cents.

### Counter, Sink Tops

*Sherburne Counter & Sink Tops.* Data on standard and custom-built counter and sink tops includes methods of measuring and ordering as well as installation hints. Descriptions and specifications, along with drawings, are presented for these coverings available in either linoleum or decorative plastic work surfaces. Technical Appliance Corp., Sherburne, N. Y.

### Electrical Distribution

*Busduct Engineering Data (Bulletin No. 101).* Pictures various industrial applications of *Busduct* feeder systems together with charts and diagrams which give voltage drop and other pertinent engineering data. Specifications and electrical ratings are covered. 32 pp., illus. Frank Adam Electric Co., P. O. Box 357, St. Louis, Mo.\*

(Continued on page 190)





# three mistaken ideas about Sound Conditioning...

## **mistake #1** THAT SOUND CONDITIONING IS EXPENSIVE...

*The fact is:* The cost of Acousti-Celotex\* treatment in many installations hardly exceeds the budget for the finish coats of plaster and paint that it can replace. And where a suspended ceiling may be specified, Acousti-Celotex sound conditioning can often be added for only a few cents more a square foot.

## **mistake #2** THAT SOUND CONDITIONING IS A LUXURY...

*The fact is:* Letters and figures from thousands of different applications show that, far from being a luxury, Acousti-Celotex sound conditioning is a sound investment... because it increases output, cuts down errors, and reduces employee turnover.


## **mistake #3** THAT THE USE OF SOUND CONDITIONING IS LIMITED TO SPECIFIC AREAS...

*The fact is:* More and more architects are specifying overall use of Acousti-Celotex sound conditioning for truly modern buildings—offices, hospitals, schools, banks, and other structures. Incidentally, *more sound conditioning has been done with Acousti-Celotex products than with any other material.*

*YOU ARE INVITED to submit your acoustical problems to a trained sound technician—your nearest distributor of Acousti-Celotex products. He brings you a judgment enriched by the accumulated experience of a quarter century in sound conditioning... and the proved performance of Acousti-Celotex in more than 200,000 installations. Look for him in your classified phone directory, or drop us a line saying when you would like to see him. In the meantime, you'll find Acousti-Celotex products listed in Sweet's File, Section 11-A3.*

\*REG. U. S. PAT. OFF.

THE CELOTEX CORPORATION, CHICAGO 3, ILLINOIS



# ACOUSTI-CELOTEX

TRADE MARK REG. U. S. PAT. OFF.


## *Sound Conditioning*

PRODUCTS FOR EVERY SOUND CONDITIONING PROBLEM



# Announcing


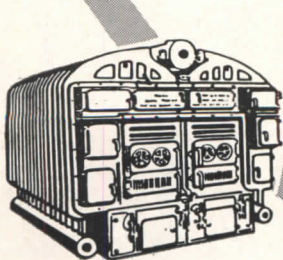

## THE NEW 1500 SMITH-MILLS OIL BURNING BOILER for small homes



Again H. B. Smith, the leader in the development of integral boiler and hot water heater combinations, offers a new oil-fired boiler with built-in tankless heater — for the one-bathroom home. It's *compact*, because the heater is completely and neatly contained in the rear section of the boiler, without space-wasting outside heater or tank . . . *efficient*, because it provides a steady and ample supply of domestic hot water . . . *easily installed*, because it's designed for speedy assembly on the job.

**But that's not all!** The new Smith-Mills 1500 is economical, efficient, simple in operation, good looking — all in all a clever package, typical of the modern H. B. Smith Company.

**Be sure to investigate** the new Smith-Mills 1500 when homeowners ask for a boiler that delivers the best at lowest cost.



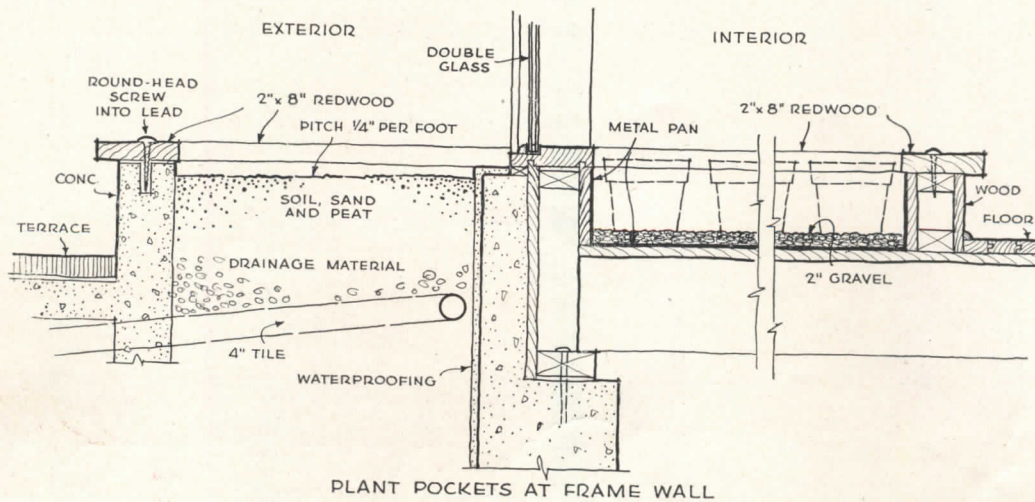
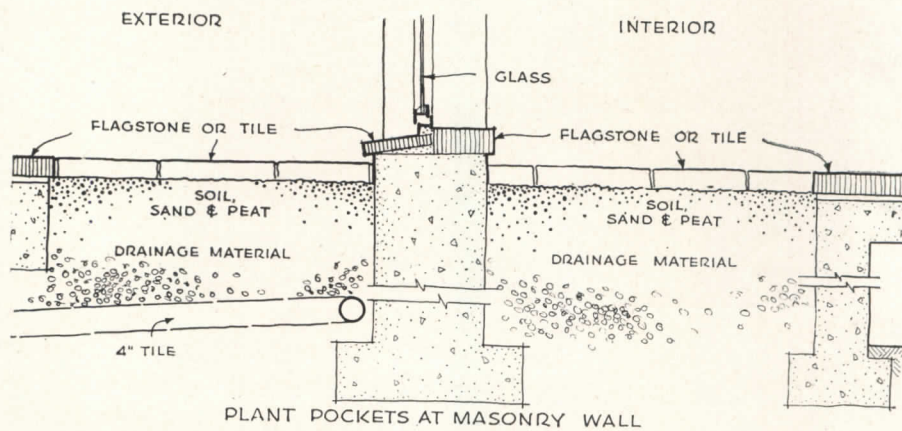
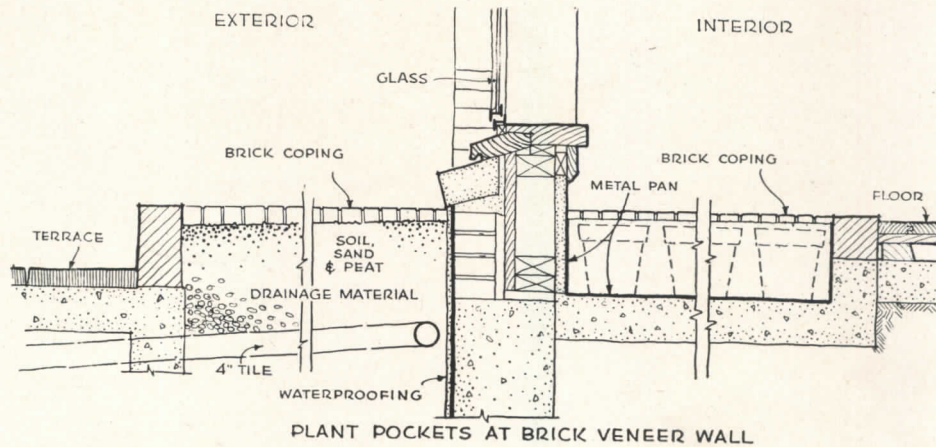
H. B.  
*Smith*  
CAST-IRON BOILERS



INDOOR-OUTDOOR PLANTING BEDS, Construction Details

By Henry B. Aul, Landscape Architect

(Continued from page 148)




(Continued on page 155)



# OPTICALLY ENGINEERED

for greater eye appeal



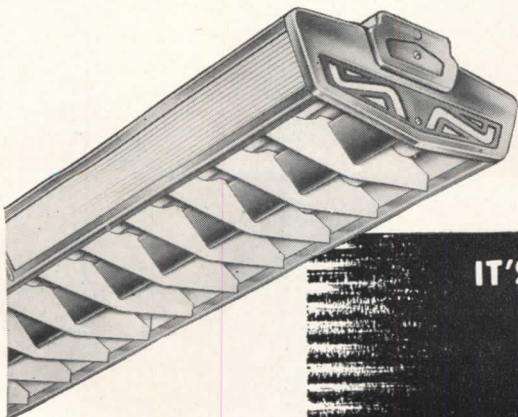
Day-Brite Fluorescent Lighting Fixtures are engineered to attract more shoppers inside the stores you design with planned lighting. These fixtures eliminate deep shadows and sharp contrasts, assure proper intensity and even distribution of light, are easy to install and easy to maintain. For detailed information ask for Bulletin 10-B-3.

### The VIZ-AID

for surface or suspension mounting . . . unit or continuous installations. Designed for two 40- or two 100-watt lamps, U. S. Patent Nos. D-138990, D-143641 and 2411952.

**DAY-BRITE LIGHTING, INC.**, 5465 Bulwer Ave., St. Louis 7, Mo.  
Nationally distributed through leading electrical supply houses.

In Canada:  
address all inquiries to Amalgamated Electric Corp., Ltd., Toronto 6, Ontario.



989

IT'S EASY TO SEE WHEN IT'S

# DAY-BRITE

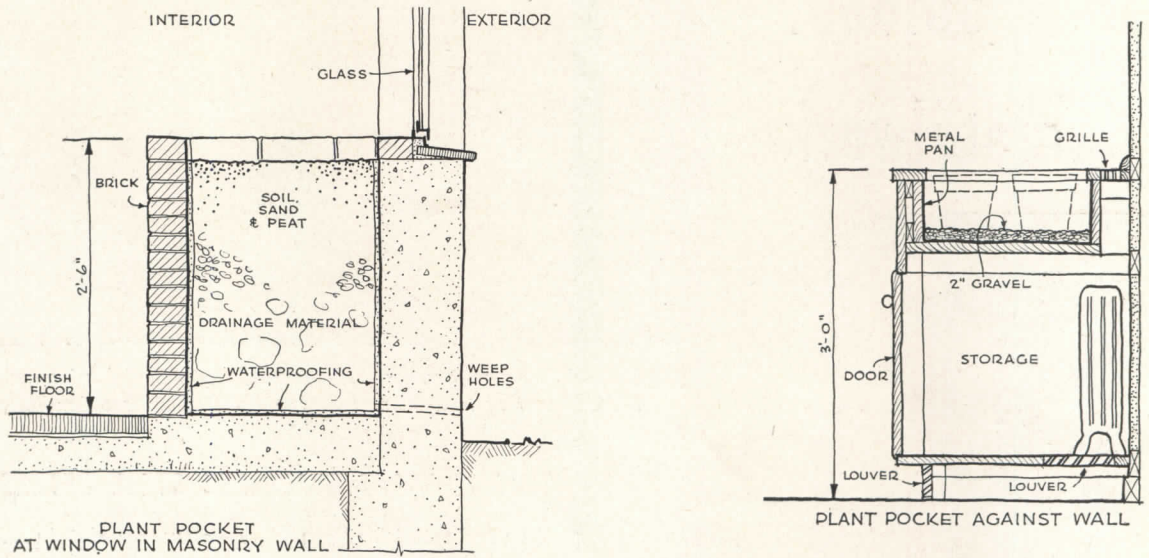
*Lighting*




## INDOOR-OUTDOOR PLANTING BEDS, Construction Details

By Henry B. Aul, Landscape Architect

(Continued from page 153)




For the client who takes his hobbies seriously, the potting bench outside may be combined with a bench-height plant display in a hobby room inside. Work bench outside is brick topped, and sheltered by roof overhang. Shelves above provide display space for plants and brighten up the prosaic potting bench. Top sash and end casement open to provide ventilation inside





# For outdoor metalwork




**SCREENS:** Home owners find stainless steel ideal for insect screens, because it won't rust or tarnish, and thus will not discolor adjoining painted surfaces.

## THIS IS WHAT STAINLESS STEEL OFFERS YOU:

- 1—it's unaffected by long exposure to weather
- 2—will neither rust nor peel
- 3—so strong... a little goes a long way
- 4—easy to maintain... requires no protective coatings
- 5—won't stain adjoining surfaces
- 6—keeps its good looks year after year

If you'd like to receive a monthly publication telling about the many uses of stainless steel, write to: Electro Metallurgical Company, Unit of Union Carbide and Carbon Corporation, 30 East 42nd Street, New York, 17, N. Y.



**DOWNSPOUTS:** Roof drains that will last forever—that's the dream stainless steel makes come true. The downspouts pictured here have been up 10 years.


you can't beat  
STAINLESS  
STEEL!





*extra white*

a favorite color in nature's masterpieces



*extra whiteness*

**for beauty in  
cement and concrete  
products**

Trinity White is the whitest white portland cement. Its potent snowy whiteness adds interest to a structure either as mass or as contrasting trim.

Use Trinity White for concrete architectural units, cast stone, stucco, cement paint, light-reflecting floors, mortars. The extra whiteness is especially useful in terrazzo work.

Trinity White *is* beautiful — *and* it is a true portland cement. Trinity Division, General Portland Cement Co., 111 West Monroe Street, Chicago; Republic Bank Building, Dallas; 816 W. 5th St., Los Angeles.

*Trinity White*


**PORTLAND CEMENT**

PLAIN OR WATERPROOFED

as white




as snow





# BEAT SUMMER SLUMP WITH BURT VENTILATORS



Insufficient ventilation may be responsible for a good share of your clients' hot weather troubles. Often, a sharp drop in production and a rise in rejects, minor accidents and absenteeism may be traced directly to improper plant ventilation. The remedy is simple—a properly engineered and installed Burt Ventilating System. Burt engineers will help you with layouts and specifications. From the complete Burt line of gravity, fan and continuous ridge ventilators, they can recommend the sizes and types that will perform best for you. Special units, if required, can be produced in Burt's highly efficient fabricating plant quickly and economically. Half a century of ventilating experience assures you a properly engineered and efficient ventilating system when Burt does the job. See Sweet's or write for catalog and data sheets on the Burt line—NOW.

WRITE FOR CATALOGS AND DATA SHEETS

*The* **BURT MFG. Co.**

48 E. South Street

Akron 11, Ohio, U.S.A.

VENTILATORS • LOUVERS • OIL FILTERS • SHEET METAL SPECIALTIES

## THE RECORD REPORTS

(Continued from page 16)

### HOUSING INSTITUTE HOLDS FIRST CONFERENCE

The newly organized Institute Of Housing Studies, sponsored by the New York State Division of Housing, in collaboration with the New York Chapter of the A.I.A., the New York State Association of Architects, the Association of Engineering Colleges of New York State, the New York State Society of Professional Engineers, and several other groups of planners, held its first conference at the Hotel Pennsylvania, New York, on June 2, 3, and 4. One of the main topics under discussion was "Reducing The Cost Of The Small Home," as a partial answer to the housing shortage.

From an overall standpoint, the main factors brought out by the discussion that contribute to maintaining the high cost of the small home are lack of standardization of materials and building techniques, inconsistencies in zoning and out-of-date building codes, labor union restrictions and feather bedding, and the backwardness of design and construction in general. It was also suggested that home financing and insurance be improved.


It is the opinion of Professor Olindo Grossi of Pratt Institute that good design standards in small houses would be a cost cutter, and that the persistence of traditional forms and construction in the so-called low-cost home increase costs unnecessarily. Professor Ralph Winslow of Rensselaer Polytechnic Institute brought out the point that more simplified materials are needed and that expensive non-standard, non-minimum details, fixtures and equipment should not be promulgated as being a part of the would be low-cost house. Apropos of this statement, Professor M. C. Giannini of New York University believes that the public has been deceived by attractive advertising into believing that luxury items such as automatic heating, tile baths, fireplaces, porches, and expensive mechanical equipment should be included in a minimum cost home. Professor Giannini thinks that the public should be "de-educated" to know just how few gadgets really can be included in a low-cost house. Another important point that relates the cost of a small house to its real estate or subdivision improvements was discussed by O. Kline Fulmer, architect, of New York City. Mr. Fulmer believes that land planners and developers should analyze the real needs for street widths and paving, and that sidewalks should be kept to the minimum and used only where necessary; that the cost of im-

(Continued on page 160)

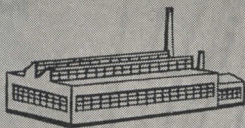




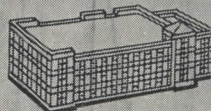
SCHOOLS



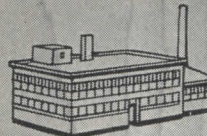
GYMNASIUMS



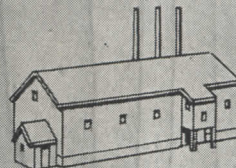
FACTORIES




TEXTILE MILLS



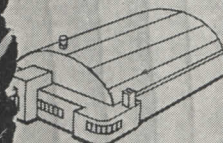
BAKERIES



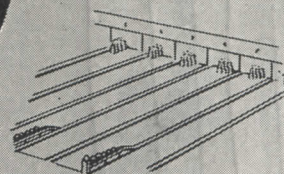
FLOUR MILLS




STORES




ROLLER RINKS



BOWLING ALLEYS



BALL ROOMS



HOMES AND CHURCHES



## More and More Maple Now Available

Our 51st year finds modern resilient Northern Hard Maple Flooring becoming more and more available after several years of short supply.

To architects who specify it regularly, Northern Hard Maple means smooth, easy-to-clean hard surfaces. It means flooring that is easily and economically maintained — flooring with the durability to withstand the hard wear of heavy traffic, day in, day out, for years . . . warm, resilient comfort underfoot . . . and lasting beauty.

That's why this remarkable wood is the ideal flooring for schools, gymnasiums, factories,

textile mills, bakeries — any building where specifications call for a finish floor that is durable, attractive, light reflecting, resilient and always modern.

For over fifty years the MFMA trademark has been a guarantee as to grade, mill-work, kiln drying and matching. Write our Research Department for assistance when you have floor construction and finish problems. See Sweet's, Section 13f/5 for Catalogue data.

MAPLE FLOORING MANUFACTURERS ASSOCIATION

Room 383, 46 Washington Boulevard

OSHKOSH, WISCONSIN

FLOOR WITH **NORTHERN** HARD MAPLE  
BEECH AND BIRCH





## THE RECORD REPORTS

(Continued from page 158)

provements such as these are reflected in the cost of the lots, which is a factor not sufficiently considered by builders and developers. This point is equally applicable to housing developments as well as private home subdivisions.

New materials and methods were discussed during the second day of the conference, and Howard P. Vermilya, President, American Houses, Inc., believes that manufacturers are reticent to invest in the unknown, i.e. new materials, as long as the available labor supply and equipment cannot produce enough to meet the demand for known, on-the-market materials.

### NEW YORK STATE BOOSTS COOPERATIVE HOUSING

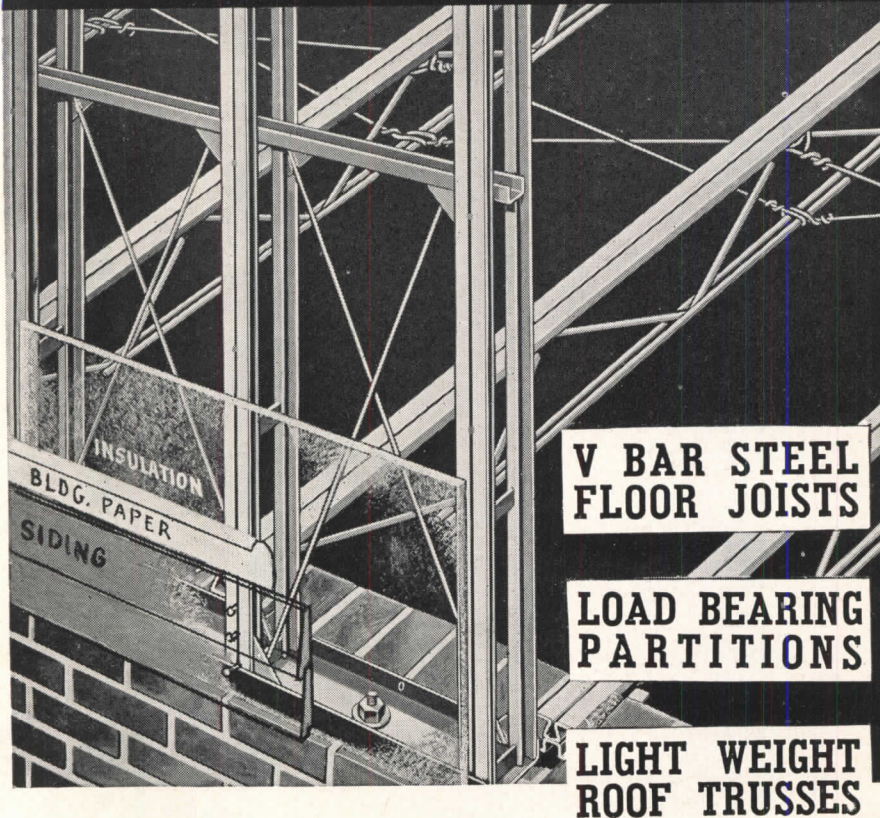
At a recent press conference Herman T. Stichman, New York State Housing Commissioner, revealed in detail the plans for state participation in the Veterans Mutual Housing Program. Under VMHP groups of veterans are encouraged to form cooperative housing companies which are state tax exempt for the purpose of constructing FHA insured multi-family cooperative dwelling units or developments.

Above and beyond the desire to alleviate to some extent the immediate housing shortage, one of the main missions of the Program is to analyze carefully all the elements involved in present day building through the medium of large scale housing projects, in an effort to determine just what is retarding private home building. According to Commissioner Stichman, the Program will serve the purpose of a housing "laboratory" to ascertain the weak links in the complete present day building process, from financing to occupancy, that are holding back the construction of private houses.

The first project begun under the state sponsored program is Bell Park Gardens, Bayside, Queens, N.Y., which is being built for United Veterans Mutual Housing Company, Inc. When completed it will consist of 800 dwelling units contained in 55 two story garden-type buildings. The entire development will occupy a 40 acre tract situated on Bell and Springfield Boulevards between 67th and 73rd Avenues on the outskirts of Bayside. Apartment sizes range from 3½ to 6 rooms. Many of the 5 room apartments will be duplex arrangements. Extensive areas for recreation and parking are also planned. The entire development will be steam heated by a centrally located oil-fired heating plant. The architect for the project is William M. Dowling; Roth Schenker Corp., builders.

(News continued on page 162)

# MACOMBER STEEL FRAMING




## A LOW COST, MULTIPLE HOUSING UNIT DOES NOT HAVE TO BE A FIRE TRAP

Macomber Steel Framing is designed to build fires OUT of human occupancy structures. A poured slab on Macomber Bar Joists is a fire barrier of rated capacity. Insurance costs per apartment are reduced. The floor is laid and poured—not built—piece by piece. Open webs aid plumbing installations—REDUCE TIME AND COSTS.

Load Bearing Partitions of V STUDS with plaster on metal lath remove combustibility from walls yet provide an open construction for pipe and conduit work. Partitions are set in place. Openings are all framed. SPEED!

Light Steel Trusses complete the fire-resistive structure—get it under roof in record time. All Macomber Steel Framing Units are NAILABLE. Projects are individually engineered and quoted. Write us or send drawings.

V-BAR JOISTS AND PURLINS • V-STUDS • TRUSSES • LONGSPANS • DECKING



# MACOMBER

INCORPORATED  
CANTON, OHIO

STANDARDIZED STEEL BUILDING PRODUCTS




# *say* CRANE

and  
your  
client  
asks  
no  
more

He himself has chosen Crane time after time in nationwide surveys. He knows Crane for fine quality . . . for modern styling . . . for beauty that endures. And *you* know the broad Crane line will suit his needs exactly—with a style for every taste, and a price for every budget. These things are true of Crane kitchen sinks, bathroom and laundry fixtures alike—and all feature the new finger-tip *Dial-ese* faucets. Again in heating, Crane offers a full choice of equipment . . . for any system, any fuel. When making selections, refer to your copy of "Crane Service for Architects," or ask your Crane branch for one. Of course, not all fixtures are immediately available everywhere . . . check your requirements with your Crane branch or wholesaler.

*The outdoors comes in . . . to this conservatory kitchen. A gay blend of efficiency and charm, the room focuses on the new Crane Sunnycrest sink.*



# CRANE

NATION-WIDE SERVICE THROUGH BRANCHES, WHOLESALERS, PLUMBING AND HEATING CONTRACTORS

CRANE CO., GENERAL OFFICES:  
836 S. MICHIGAN AVE., CHICAGO 5  
PLUMBING AND HEATING  
VALVES • FITTINGS • PIPE



# Is there a "Best Floor" for the Bathroom?



This floor, Wrightex, soft-surface Wright Rubber Tile — No. 703 Blue-cream, and No. 701 Gold-brown, with Wright-on-Top Compression Base. Photo and bathroom style — courtesy Crane Co. You'll see it in actual colors, in Aug. HOUSE BEAUTIFUL and Sept. HOUSE AND GARDEN.

## We nominate WRIGHT RUBBER TILE

Compare this "candidate" with all other types of flooring. When you do, we believe you will discover that Wright Rubber Tile possesses the good features of all types of floor, and, in addition, outstanding advantages of its own.

The rich colors of Wright Rubber Tile floors laid 25 years ago — or longer — are as bright and new-looking as if laid yesterday. Free from the stains and marks of dirt, acids, and grease, their defiance to wear is notable . . . demonstrating also the unmatched ease with which Wright Rubber Tile is kept clean and lustrous. That, in a nutshell, explains its growing leadership in today's home-floor trend, and the mounting preference of architects and builders . . . reveals its enduring beauty, its real economy . . . and earmarks Wright Rubber Tile the "lifetime floor."



**TAYLOR MANUFACTURING CO.**  
America's oldest maker of rubber floor tile  
3074 W. MEINECKE AVENUE  
MILWAUKEE 10, WIS.

## WRIGHT RUBBER TILE

*Floors of Distinction*

## THE RECORD REPORTS

(Continued from page 160)



New York cooperative apartments under construction on Fifth Avenue opposite Central Park. William I. Hohauser, Architect

### FIFTH AVENUE COOPERATIVE

Another new steel and brick apartment building will arise this summer at 870 Fifth Ave. (Northwest corner of 68th St.) facing the east side of Central Park. The site is the former location of the Harry Payne Whitney mansion built in 1888, and is in one of the most distinguished residential sections on Manhattan Island.

The building, designed by William I. Hohauser, Architect, of New York, will contain 95 apartments ranging in size from 3 to 7 rooms, and will be available in both simplex and duplex arrangements. Many will have set-back terraces. According to J. M. Simon, president of Simon Bros., builders and owners, the apartments will be sold to residents of New York State on a cooperative basis.

### Louis Sullivan Exhibit

A current exhibition at the Museum of Modern Art, New York City, entitled "The Masterpieces of Louis Sullivan," is small by the exigencies of exhibition space and available material, but well chosen. A sequel to last year's "The Masterpieces of H. H. Richardson," it presents in a pictorially effective way seven outstanding examples of Sullivan's work: the Tower, Auditorium Building, Chicago; the Wainwright Bldg., St. Louis; the Guaranty Bldg., Buffalo; the Gage Bldg., Chicago; the Schlesinger and Mayer Department Store, Chicago; the Martin Ryerson Tomb, Chicago; and an interior detail photograph of McVicker's Theater, Chicago. The exhibit closes on July 25.

(News continued on page 164)



You can do



anything with

# PLASTER



FRAZIER and RAFTERY, ARCHITECTS

Plaster, the truly plastic interior finish, will do anything an architect wishes to give expression to his wall and ceiling design. Whether you plan a plain, curving or ornamental surface—the underside of a curving staircase, for instance, or a ceiling recessed for indirect lighting—plaster should be a part of your plan. Even at today's costs, plaster is among the least expensive wall and ceiling materials.

Plaster is enduring, fire-retardant, resistant to the transmission of noise. It can be applied over many different bases, to obtain the results required by a given building code or function. Plaster can solve almost any wall and ceiling construction problem—or design problem.

Plaster . . . lath and plaster. **USG METAL LATH** and **RED TOP Gypsum Plaster**.

## **RED TOP**<sup>\*</sup> PLASTER

ADAPTABLE • FIRE-RESISTANT  
BEAUTIFUL • LONG LASTING

\*T.M. Reg. U.S. Pat. Off.




United States Gypsum, Chicago 6

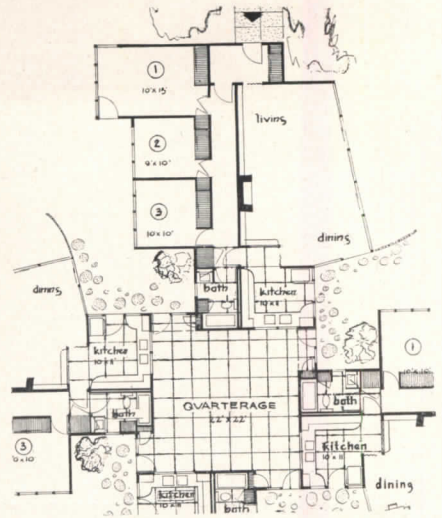
**For Building • For Industry**

Gypsum • Lime • Steel • Insulation • Roofing • Paint





Four houses in one, and one answer to the low-income housing problem: the "Quaternian House," developed by Marie Frommer, Architect, from an idea by Stephen Leeman

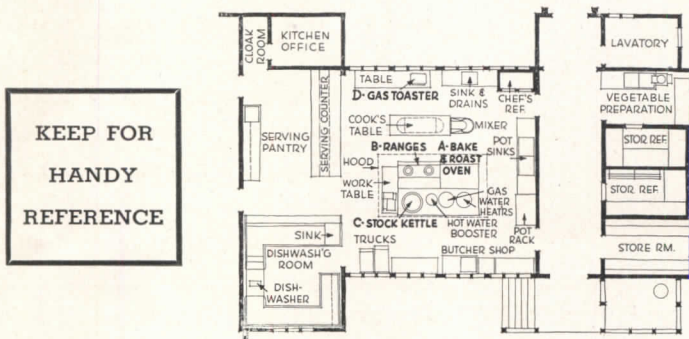


One of the Quaternian's four wings. For complete plan, see drawing bottom of page

## KITCHEN PLAN NO. 45:

Forty-fifth in a series of successful mass-feeding installations.

LP Gas and a "Specialized Cooking Tool" layout make this cleverly designed kitchen at the BYNDEN-WOOD Y.M.C.A. Summer Camp, Wernersville, Pa., an efficient mass-feeding unit.



### COOKING EQUIPMENT USED:

- (a) 1 — No. 959 Blodgett Gas-fired Baking and Roasting Oven
- (b) 2 — Solid-top gas-fired ranges
- (c) 1 — 40 gallon gas-fired stock kettle
- (d) 1 — Gas-fired toaster (Gas-fired water heating and hot water booster)



Designed by H. P. Rung, Nathan Straus-Duparquet, Inc., N. Y., N. Y. for Muhlenberg Brothers, Reading, Pa., Architects.

The heart of this "Specialized Cooking Tool" kitchen plan, designed to feed 700 robust youngsters at each meal, is the versatile No. 959 Blodgett Gas-fired Baking and roasting oven. It has two sections, one with two 42" x 32" x 7" compartments, and one with a 42" x 32" x 12" compartment. This unit is used for baking of desserts and pastries, and for the preparation of vegetables, meats and fish. For details and specifications write to

ONE HUNDRED YEARS OF  
**THE G. S. BLODGETT CO., INC.**  
 50 LAKESIDE AVE., BURLINGTON, VERMONT

Send for your copy of the deluxe edition of "Case Histories of Successful Mass-Feeding Installations", now!

## NOVEL HOUSE PLAN

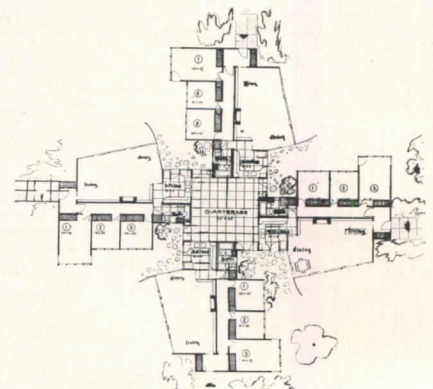
An interesting solution to the low income housing problem is the "Quaternian House," originated by Stephen Leeman and developed by Marie Frommer, architect, of New York. The plans have been copyrighted.

The basic idea of the Quaternian House is to group four complete bungalows around a center section called the Quartermage, which will be used communally by the four families. The advantages which would result from such a scheme, say the proposers of the plan, would include:


1. Lower first cost and maintenance costs, made possible by concentration of furnace, laundry, toolshed, etc., for the four houses in the center section, by arrangement of bathrooms and kitchens around the center section, and by the elimination of one outside wall for each of the four houses.

2. Availability of the Quartermage as a playroom for the children during the day (all kitchens overlook the area, so that one person can supervise all the children), and as a night nursery with bunks for the children to permit one baby sitter to take care of the children

(Continued on page 166)







## \* a new idea that is ten years old!

First introduced by John J. Nesbitt, Inc., in 1938, as the "answer to the orange-crate craze" (the resort of teachers to makeshift storage facilities in their classrooms). Installed that year in the Barlow School, Plainfield, N. J., and in many others since then. It is called THE NESBITT PACKAGE. Components: (1) The Nesbitt Syncretizer unit ventilator with air-stream minimum temperature control (introduced by Nesbitt in 1932); (2) Nesbitt integrated steel shelving and cabinets for modern storage requirements, utilizing the spare window space; (3) Nesbitt Convecter, where desired, for additional heating capacity.

Health, comfort, utility, and good design are all combined in this proved idea for new and remodeled schoolrooms. Choose this modern convenience on the basis of its most important component—the unit ventilator. No other unit operates as economically as the Nesbitt Syncretizer. Nesbitt's neat cabinets give you extra storage space and the one-piece linoleum top. Specify the NESBITT PACKAGE.

*Send for Publication 249*



THE NESBITT PACKAGE, first advertised in 1938, is ten years ahead in proved worth and acceptance.

# THE NESBITT *PACKAGE*

Made by John J. Nesbitt, Inc., Philadelphia 36, Pa., and Sold by Nesbitts and American Blower Corporation



**THE RECORD REPORTS** (Continued from page 164)

of all four families at once. The Quar-  
terage also will provide extra space for  
special events — for individual parties,  
for gatherings of the four families, etc.

3. More light and air for each of the  
four houses as they do not obstruct each  
other. A lot of the equivalent of four  
small plots would be used for the  
Quaternian House, to be utilized jointly  
by the four families, giving each the  
advantages of a larger area.


Each of the four wings contains a

large living-dining room, three bed-  
rooms (any one of which could be used  
for other purposes such as study or  
studio), kitchen and bath. Each kitchen  
opens onto its own patio work area.

**AT THE COLLEGES**

**Apartments for Illinois Tech**

Construction of a new 10 story build-  
ing for the student housing program at  
the Illinois Institute of Technology was  
announced recently when contracts were



New 10-story, 123-unit apartment building  
for married students at Illinois Tech

awarded. It is to be located on the west  
side of Michigan Ave. between 31st and  
32nd Streets, Chicago. Completion of  
this latest project in the \$15,000,000  
development program for Illinois Tech  
is scheduled for June, 1949. Architects  
are Skidmore, Owings and Merrill, of  
Chicago.

The new structure will contain 65  
two-room units consisting of a combined  
living room and bedroom, kitchenette  
and bath, and 58 three-room units con-  
sisting of a living room, bedroom, kitch-  
enette and bath. Both two-room and  
three-room units will be available to  
married students at Illinois Tech.

**Thesis on Airport Hotel**

From Iowa State College comes a most  
interesting study of airport hotel needs,  
prepared by Arthur E. Burton as his  
thesis for the degree of Master of Science  
in Architectural Engineering.

Entitled "A Proposed Development  
of Hotel Facilities for Airline Passengers  
and Airport Personnel at a Typical Class  
IV Airport in the Midwest," the paper  
is of interest because it presents a thor-  
ough job of research into a new building  
type. Not much consideration has been  
given heretofore to the special needs of  
airport hotels.

There is, perhaps, some over-emphasis  
in Mr. Burton's study on statistics, with  
a corresponding neglect of the human  
element. Not all airport employees would  
want to live at the airport even though  
good quarters were provided for them,  
and at least some hold-over passengers  
would prefer to make the trip to an in-  
town hotel, no matter how comfortable  
the airport hotel might be. On the whole,  
however, Mr. Burton has prepared a  
good basic analysis of airport hotel  
needs, and has pointed the way to  
further study on the subject.

**Fellowship Awarded**

The College of Architecture and De-  
sign at the University of Michigan has  
announced that John Henry Bickel, III,  
of Louisville, Ky., was the winner of the  
George G. Booth Traveling Fellowship  
Competition for 1948. Mr. Bickel plans  
to travel in Europe.

(Continued on page 168)

**More Than 50%  
Less Cost**

**FIRE PROOF - CHIP PROOF - WATER PROOF**

**HASTINGS**

**Miss Alumitile Says**

With beautiful Hastings Alumitile, everyone can now afford attractive wall tile.

"Ladies like Hastings Alumitile because it is so easy to clean — you just wipe with a damp cloth. And it's so beautiful and attractive that it's a 'must' for all homes."

**METAL TILE PRODUCTS CO. INC.**  
**HASTINGS, MICHIGAN.**

In making your plans for restaurants, snack bars, taverns, homes, etc., don't fail to investigate Hastings Alumitile for the wall covering. Available in 14 rich beautiful colors, including outside corners and wall plates for electrical outlets. Virtually unlimited color combinations arranged with Hastings Alumitile. Easy to apply and will last the lifetime of the building.

Send to METAL TILE PRODUCTS, INC.,  
Hastings, Michigan

Name .....

Business .....

Address .....

City ..... State .....

**MAIL THIS COUPON NOW!**

Hastings Alumitile is fireproof, water-proof, chip proof, impervious to alkali, won't crack or peel and resists stain.

For free color chart and the name of your closest distributor, simply mail this coupon today.




# The NATIONAL Family— MODERN HEATING FOR MODERN BUILDINGS

The NATIONAL line fills every heating requirement for any type of installation, from small homes to largest commercial buildings. It is backed


by over fifty years of nationwide acceptance. Specify modern NATIONAL heating equipment with complete confidence.

## NATIONAL CAST IRON HEAT EXTRACTORS


These features—economical heating, long, efficient service, smart appearance, easy convertibility to any fuel—are the engineered results of over seven years of intensive NATIONAL research.



"200" SERIES. Big boiler performance for homes of medium size and some commercial installations.




"100" SERIES. Smart and compact for small home installation in kitchens, basements or utility rooms.




"300" SERIES. For larger homes, small apartments and various commercial installations where more heat is needed.

"400" SERIES. Designed for very large installations where plenty of heat is required to serve many purposes.



## NATIONAL STEEL BOILERS


Their economy of first cost . . . installation . . . operation . . . and upkeep offers outstanding value for residential and commercial heating. Construction and performance meet or exceed all requirements of recognized authorities and codes.



18" and 23" Series Steel Boilers are available in 5 sizes with oil or gas firing for small and medium size residential installations.

For larger homes, smaller apartments and small commercial buildings, 26", 29" and 39" Series Steel Boilers are designed for oil, stoker or gas firing.

And for still larger heating jobs, 16 sizes of Commercial Steel Boilers, designed for hand, stoker or oil firing, and ranging to 35,000 square feet of steam radiation, carry on the tradition of National engineering excellence.



## ... Everything you need!

No matter what size or type of building, there is NATIONAL equipment to heat it adequately, correctly. NATIONAL Oil Heating Units in cast iron or steel, Gas Boilers, Unit Heaters, Art Radiators, Aero Convectors or Fin-Tube Convectors, all carry the


well known symbol of superiority—the NRC trademark.

For complete information call your nearest NRC district office or write to The National Radiator Company, 221 Central Avenue, Johnstown, Pa.



**The NATIONAL RADIATOR Company**  
JOHNSTOWN, PENNSYLVANIA





**Competition Winners Announced**

The Association of the Alumni of the American Academy in Rome has announced the winners of two prizes in its 21st annual collaborative competition sponsored by the Association for students of architecture, landscape architecture, painting and sculpture in the colleges and art schools of the United States.


The problem was to design a showroom and plant for a leading manufacturer of perfumes and cosmetics. Located in the country on a main highway outside a large city, and surrounded by beautiful gardens, the center would eventually become the "Showplace of America." It should attract people and be effective advertising for the products.

The first prize of \$200.00 was awarded to a team of students from Cranbrook Academy of Art: architects were W. C. Muchow and D. R. Knorr; Matt Kahn, painter; and both Matt Kahn and D. R. Knorr, sculptors. Their winning design, shown at the top of the adjacent column, was commended especially for its logical plan and effective sculpture.


Second prize of \$100.00 was awarded to a team from Cornell University which included Richard H. Schreiber, architect; Henri Jova, landscape architect; Paul Jova, painter, and William B. Doan, sculptor.

Honorable Mentions were given to five teams: two from Cooper Union Art School, one from Cornell University, one from the University of Notre Dame, and the fifth from the Cleveland School of Art in conjunction with the School of Architecture of Western Reserve University.

The jury of awards was composed of E. V. Meeks, Lorimer Rich, Morris Ketchum, Jr., Francis Cormier, A. F. Brinckerhoff, Richard C. Murdock, Francis Scott Bradford, Russel Cowles, Allyn Cox, Gaetano Cecere, Isamu Noguchi and Wheeler Williams.



Hotel Kitchen  
Van-equipped  
1948



Hotel Kitchen  
1877

Bettmann Archive

## Van starts second century

- As Van starts its second century of service to hotels, its experience has earned for it authority in its field of kitchen engineering and equipment . . . respected by architects, operators, food service staffs of leading hotels.
- When planning new projects, revisions or extensions to existing food service, owners and architects have found that it pays to call in Van.

# The John Van Range Co.

EQUIPMENT FOR THE PREPARATION AND SERVING OF FOOD

DIVISION OF THE EDWARDS MANUFACTURING CO. -

Branches in Principal Cities

429 CULVERT STREET

CINCINNATI 2, OHIO

**Neutra on Neutra**

July 26-28 will be Richard J. Neutra Week at Montana State College. In a special Summer Quarter seminar Mr. Neutra not only will be chief lecturer, but will also have his own work illustrated and discussed by the College's architectural staff. Subjects he will discuss are: Sociology and Architecture; Problems and Solutions Involved in City and Regional Planning; Relationship between the Architectural Profession and the Public; Housing; his own experiences and observations of building developments throughout the world; Theory of Design and Integration of the Arts, Space-time, etc. In addition, he will lead several open discussions, one on schools.


Further information on the three-day  
(Continued on page 170)





← **OVERHEAD...**

**IS WHERE  
THE  
DOOR  
CLOSERS  
BELONG...**



**NOT UNDERFOOT** →

Alert designers today call for concealed control on all prominent doors. Some do not realize, however, the advantages of concealing the closers **OVER** the doors rather than in the floor. For three reasons overhead closers should be specified:

**FIRST COST . . .**

With list prices about equal, the *installed cost* of the overhead closer is usually much less than that of a floor closer. Why? No cutting of floors; no costly moves; no extra door holders or shock absorbers to buy; no expensive boxed or cut thresholds needed. The overhead closer is easily secured in a metal door and frame "blanked out" for it at the factory, or in a wood door and frame quickly prepared on the job. These savings run into real money.

**PERFORMANCE . . .**

An overhead door closer is basically more efficient because its power is applied farther out from the hinge than that of a floor closer. This

gives greater leverage, a smoother performance, less strain on closer, door and frame. All adjustments are easy to reach without removing anything.

**LONG-RUN COST . . .**

The real cost of any equipment is the *total cost*, including maintenance, over the years. Here the overhead closer is far more economical than the floor type. (We know this, after twenty years of making both types and observing the experience of users.)

The overhead closer needs less servicing and lasts longer. In its protected location above the door it avoids the abuses of floor dirt, scrub water, etc., which always foul a floor closer and shorten its life. This is doubly true where closers are exposed to the weather.

LCN Catalog 11-a contains 33 pages of information on good door control; how to select the right closer; full data on each. Would you like a copy? Address LCN Closers, Inc., 466 W. Superior St., Chicago 10, Illinois.



**LCN**

**Overhead and Floor Type**

**Concealed and Surface Type Door Closers**



session may be obtained from the Director, Summer Quarter, Montana State College, Bozeman, Mont.

**Columbia Names Consulting Architects**

Adams & Woodbridge of New York have been appointed consulting architects to Columbia University as the first step in a long-range plan of architectural coordination and development. The firm will have architectural supervision over

present and future properties and buildings of the University on Morningside Heights (exclusive of Barnard and Teachers Colleges and Union Theological Seminary), the Medical Center on Washington Heights, Baker Field, the Nevis Estate at Irvington-on-Hudson, and Camp Columbia at Litchfield, Conn.

Under the terms of the arrangement, Adams & Woodbridge will not design any buildings for Columbia. Their duties will include: liaison between the comp-

troller's office and architectural firms, landscape architects and decorators engaged in design and construction or alteration of university buildings and grounds; general consultation in connection with problems of maintenance, alterations to buildings and grounds, and utilization of space; supervision of such architectural details as character, design, mass and height of buildings, and the development of landscaping of grounds; and cooperation with university officials in matters pertaining to general development needs.

**OFFICE NOTES**

**Offices Opened, Reopened**

Edward L. Barnes, Architect, has established his own offices at 33 E. 75th St., New York City, N. Y.

George H. Davis, Jr., Architect, has announced the opening of offices for the practice of architecture in association with John B. Ferguson, Engineer, at 14423 Sylvan St., Van Nuys, Calif.

Joseph H. Heuer, Structural Engineer, has opened an office for the practice of general structural design at 5 S. Wabash Ave., Chicago 3, Ill.

Alexander Henry Spitz, A.I.A., and Warren Edward Spitz, A.I.A., announce the opening of their new offices in the Fine Arts Bldg., 410 S. Michigan Ave., Chicago, Ill.

Turner Construction Co., with offices in Boston, New York and Philadelphia, has opened a Chicago office at 105 W. Adams St. R. L. Cullum is District Manager, and Clarke I. Knudson is Contract Engineer.

**New Addresses**

The following new addresses have been announced:

Donald L. Bostwick, Architect and Engineer, 34 S. Main St., Niles, Ohio.

Samuel I. Oshiver, Architect, 2128 Locust St., Philadelphia, Pa.

Sigman and Farkas, Consulting Engineers, 14 Church St., New York City, N. Y.


**New Firms, Firm Changes**

Herman M. Cole and Fred L. Liebmann announce the formation of a partnership under the firm name of Cole and Liebmann, Architects, at 415 Lexington Ave., New York, N. Y.

Fleming R. Hurt, A.I.A., has formed a partnership with Charlie D. Hurt, Jr., A.I.A., for the practice of architecture under the firm name of Fleming R. Hurt and Charlie D. Hurt, Jr., Architects, with offices at Waynesboro, Va. and Lexington, Va.

Richard L. Meagher has recently entered partnership with Robert L. Brown and William G. Wells. The firm, now known as Brown, Wells, and Meagher, Architects and Engineers, has


(Continued on page 172)




*Reflecting your Ideas!*

In the complete Parker line of bathroom cabinets and accessories are designs which actualize your own ideas—in style, utility, craftsmanship, price range. Long experience in working with architects makes possible this ability to “see through the architect’s eyes” and provide exactly the right equipment for any bathroom. See the complete line in Sweet’s or send for the new Parker catalog. The Charles Parker Company, Meriden, Conn.

Above: No. 7004 Lumiline and Fluorescent Light Cabinet with Side Cabinets



No. 215 Tumbler and Toothbrush Holder



No. 210 Soap Holder


**PARKER**

**BATHROOM CABINETS AND ACCESSORIES**



Save your clients future redecorating expense ...

*Specify* **FABRON** for walls and ceilings



THE HARTFORD HOSPITAL, Hartford, Conn.

Coolidge Shepley Bulfinch & Abbott, *Architects.*

Dedicated in March, 1948, this beautiful new 820-bed building replaces the old hospital (foreground) founded in 1854. It is one of the largest, most modern and most efficiently equipped postwar hospitals. Fabron was used throughout—in patients' rooms, corridors, staircases, dining quarters, offices—wherever the surface to be decorated was of plaster.

ONE REASON why FABRON, the fabric-plastic-lacquer wall covering, has been adopted by well over a thousand institutions in the hospital field alone is its proven record as a budget saver. For FABRON with its double function—decorating and preserving that decoration — was engineered for long-range economy. It eliminates periodic repaintings—a vitally important advantage to institutions whose operating funds are limited.

**Permanently protects plaster.** Fabron's sturdy canvas and plastic base strengthens plaster . . . conceals surface imperfections . . . prevents cracks that require complete room redecoration after repairs.

**Service by the decade.** Fabron actually toughens with age—will not peel or scale. Outlasts conventional decorative treatments by several redecorating

periods. If gouged, it can easily be repaired invisibly through the "inlay method".

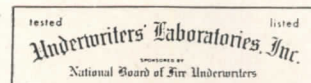
**Sunfast and washable.** Fabron's modern lacquer surface permits unlimited washings and disinfectings without harm to the sunfast colors. Keeps rooms fresh and attractive.

More than 150 Fabron patterns, colors and textures—*styled especially for institutional needs*—permit decorative latitude impossible to achieve with conventional interior finishes. And—Fabron prevents fire-spread. Every roll carries the label of the Underwriters' Laboratories, Inc.

Initial cost of Fabron falls within the average budget. Before specifying the interior finish for your next new building, investigate Fabron. Send the coupon today!

**Fabron**  
REG. U. S. PAT. OFF.  
the fabric-plastic-lacquer wall covering

**FREDERIC BLANK & CO., INC.**  
Established 1913  
230 Park Avenue, New York 17, N. Y.



**FREDERIC BLANK & CO., INC., 230 Park Avenue, New York**

Please send us samples of Fabron and information concerning its use in:

- Hospitals     Hotels     Schools     Theatres  
 Restaurants     Offices     Apartments     Residences

Name .....

Address .....

City & Zone ..... State .....

AR 7-48



offices at 118½ W. Campbell Ave., Roanoke, Va.

Walter L. Moody, Architect, has recently become associated with Ralph C. Flewelling, Architect, under the firm name of Ralph C. Flewelling and Walter L. Moody, Architects, at 3112 Loz Feliz Boulevard, Los Angeles, Calif.

I. Wm. Ricciuti and M. Wayne Stoffle have consolidated their architectural practices under the name of Ricciuti, Stoffle and Associates, Archi-

tects, with offices in the Queen and Crescent Bldg., New Orleans, La.

James J. Souder has recently become associated with York and Sawyer, Architects, of 101 Park Ave., New York City, N. Y. York and Sawyer also announce the opening of an office in Washington, D. C., at 1308 18th St. for the continuance of the practice of the late Jarrett C. White, A.I.A. Mr. Souder, who was associated with Mr. White, will continue in the Washington office.

Wallace Franklin Yerkes, A.I.A., has joined the Chicago architectural firm of Naess and Murphy. Until recently Mr. Yerkes was a partner of Grunsfield, Yerkes, Lichtmann and Koenig, Chicago, in charge of designing.

**Elections, Appointments**

Ira J. Bach has been appointed Director of Planning of the Chicago Land Clearance Commission. He was formerly Executive Director of the Cook County Housing Authority and resigned in order to take over the planning of the new slum clearance program for Chicago.


Henry A. Bettman, A.I.A., of the Cincinnati firm of Garriott, Becker and Bettman, has been named to a five-year term as a member of the Cincinnati City Planning Commission. After his appointment he was elected Chairman.

Robert C. Hills has been appointed Director of Client Service by Van Doren, Nowland and Schladermundt, Designers, of New York and Philadelphia.

Dr. Henry W. Newson, prominent nuclear physicist who has played a major role in the development of atomic energy, has been retained as a full-time consultant on nuclear reactor design by the H. K. Ferguson Co., Industrial Engineers and Builders. Royal A. Stone has been appointed chief engineer for the Eastern District of the Ferguson Company.

At recent shareholders and directors meetings of Lockwood Greene Engineers, Inc., their executive officers, as follows, were re-elected: Chester S. Allen, President (New York), Samuel B. Lincoln, Vice-Pres. (New York), Robert E. Barnwell, Vice-Pres. (Spartanburg, S. C.), David Elwell, Vice-Pres. (New York), Howard E. Cousins, Vice-Pres. (Boston), William J. Heiser, Vice-Pres. (New York), Frank S. Harris, Treas. (New York). The Board of Directors was increased to 11, including the above, by the election of the following new directors: George L. Hawkins, New York, John C. Hipp, Spartanburg, S. C., John R. McInerney, New York, Lucius O. Vesper, New York.

New officers and directors of The Society of the Plastics Industry were elected to serve until June, 1949, at the conclusion of the Annual Meeting in Atlantic City on May 21. Re-elected were: Chairman of the Board, Neil O. Broderson, Rochester Button Co., Rochester, N. Y.; President, George H. Clark of Formica Insulation Co., Cincinnati, Ohio; Vice-President, Gordon Brown of Bakelite Corp., New York, N. Y.; Secretary, Norman Anderson of General Molded Products Corp., Des Plaines, Ill. Mr. J. J. B. Fulewider of Hercules Powder Co., Wilmington, Del. is the newly elected Treasurer.



THE CHOICE OF BUYERS WHO INVESTIGATE BEFORE THEY BUY

**BARCOL OVERdoor**

**WEATHERTIGHT.** Special roller crank closing action moves the entire door smoothly and evenly against the stop strips in the last few inches of its downward travel, effectively sealing the opening against dust, dirt, litter, snow, rain, sleet, and wind.

**EASY WORKING.** Tailored twin-torsion counterbalancing springs accurately support the weight of the door, so minimum effort is required for raising or lowering. Sticking is eliminated by the fast-freeing effect of the closing action.

**DURABLE.** Barcol OVERdoors give long, trouble-free service because of strong construction, accurate assembly, and good installation by factory-trained men.

**DOUBLE-WIDTH FEATURES.** Above we show a double-width Barcol OVERdoor as used on a modern two-car garage. The use of wider single doors like this reduces the cost of installation, reduces the mechanism, eliminates the center post, gives more room for maneuvering two cars, and reduces the chances of damaging cars or garage by collision. These advantages are worth considering for every two-car garage door installation, whether new or remodeling.

**ELECTRIC OPERATION.** Barcol Electric Door Operators are available for swinging, sliding, and overhead type doors, and for sliding gates. They offer the convenience and protection of switch control or the amazing Radio Control.

SEE OUR CATALOG IN SWEET'S

FACTORY-TRAINED SALES and SERVICE REPRESENTATIVES in PRINCIPAL CITIES

 **BARBER-COLMAN COMPANY**  
102 MILL ST. • ROCKFORD, ILLINOIS






## *The finest in Terrazzo Art calls for the* **FIRST and FINEST WHITE CEMENT**

The true test of quality in white cement is best exemplified in fine Terrazzo. In Terrazzo, as in no other white cement use, a pure white color is absolutely essential. It governs the background in relation to the beautiful colored marble chips. Over 41 years ago, this company introduced Medusa White, the Original White Portland Cement, which has been used in the most colorful and artistic Terrazzo to be found anywhere. Its white color has been tested with hundreds of different color combinations, backgrounds and marble chips. It has been proved the finest white cement for Terrazzo work.

But Terrazzo is not the only use in which the white color of Medusa has excelled. In its many years of service, this fine white cement has been instrumental in making

gleaming white and tinted stucco in countless buildings in almost every civilized country in the world. Medusa Waterproofed White, in addition to making a finer stucco, makes the stucco finish impervious to water. That's because the waterproofing material in the Waterproofed White Portland Cement repels all water at the surface. Dirt is washed off, water cannot enter, freeze and disintegrate the stucco. For a permanent beauty in Terrazzo or Stucco, be sure your specifications call for Medusa White, the Original White Portland Cement.



# **MEDUSA**

**PORTLAND CEMENT COMPANY**

1015-4 MIDLAND BUILDING • CLEVELAND 15, OHIO

"FIFTY-SIX YEARS OF CONCRETE PROGRESS"

Also made by Medusa Products Company of Canada, Ltd., Paris, Ontario



the owner may buy rental insurance to the extent of \$68 per month (85 per cent of the approved rental). He may claim benefits any time after three years have passed. But he is unlikely to do so as long as building costs remain high and there is a shortage of rental housing.

**End Direct Participation?**

If building costs continue to rise, the Dominion Government — through its agency, Central Mortgage & Housing

Corporation — may substantially reduce its 1948 low-rental housing program. Rt. Hon. C. D. Howe, Minister of Reconstruction, says construction will be halted on projects where it appears rentals will be forced higher than \$37.50 per month.

The government's current program calls for erection of 12,000 permanent houses for rent to veterans. Agreements completed and pending with municipalities account for less than 9,000. In the

light of Mr. Howe's announcement, and since CMHC has taken no further municipal applications for rental housing since June 1, it appears unlikely that the 1948 objective will be met. As for 1949, Mr. Howe comments: "Whether the Dominion will continue in the direct rental field is a matter for further consideration."

Canada doesn't subsidize housing through capital grants or rent reduction funds, but various hidden subsidies exist on both Dominion and municipal levels. The Dominion and the municipalities now share responsibility for 35,000 war workers' and veterans' houses and 10,000 emergency shelter units. Mr. Howe has stated repeatedly that the Dominion faces constitutional limitations in formulating its housing policy and anticipates the day when it can withdraw from house building activity.

**Autonomy Granted School**

Dr. Sidney E. Smith, president of the University of Toronto, announces that autonomy has been granted the School of Architecture. For 58 years a department of the Faculty of Applied Science and Engineering, the School had a registration of nearly 300 in 1947-48. Professor H. H. Madill, F.R.A.I.C., has been appointed director.

**Canada Leads Per Capita**

Canada led the world in construction of new housing in 1948, according to the latest issue of *Housing Progress Abroad*, a quarterly review published by Central Mortgage & Housing Corporation. Comparative figures for dwelling units produced per 10,000 population are:

Canada	63
United States	62
New Zealand	61
Sweden	59
United Kingdom	48
Australia	48

The Dominion seems well on the way to reaching its objective of 500,000 units to be erected during the five-year period following World War II. During the two and a half years already passed, nearly 200,000 units have been produced. Volume in 1947 was 79,000 units (an upward revision from earlier estimates of 77,000), which showed a healthy increase over 68,000 units in 1946. Construction time was cut from 11 months per unit in 1946 to eight months per unit in 1947. If the brightening supply picture makes a proportionate speed-up possible this year, production should total a record 90,000 units.

**New Record for Housing?**

Residential contracts awarded during the first four months of 1948 total nearly \$84 million, according to the *Building Reporter*, the monthly construc-

(Continued on page 176)

**THE CHOICE WAS**



**FOR BEAUTY**  
**FOR QUALITY**  
**FOR SERVICE**

Made of Amtico Rubber, it has all the beauty of marble, plus carpet-like quiet and comfort underfoot. The smart design combinations are almost unlimited.

There is no substitute for quality. When planning this new office, the architects naturally chose Amtico Rubber Tile, knowing they were specifying a floor of lasting satisfaction.

Bright, new looking floors are essential to good business. Amtico Rubber Floors keep their new appearance through the years, for there is no better flooring material. Whether for an "acre," or a powder room, here is the floor for long life—the floor to give constant satisfaction to your clients.

*Pioneers in the manufacture of rubber flooring for over 30 years*

**AMERICAN TILE & RUBBER CO.**  
**TRENTON, N. J.**

**SEND FOR YOURS**

AMERICAN TILE and RUBBER COMPANY  
Perrine Avenue, Trenton 2, New Jersey

Please send me samples and literature showing Amtico Rubber Flooring in full color.

NAME .....

ADDRESS .....



**Superior in detail,  
low in price,  
wide in range of  
types and sizes...**

## REYNOLDS ALUMINUM RESIDENTIAL CASEMENT, FIXED AND PICTURE WINDOWS

### How to Write Air Infiltration Specification:


Windows of the type furnished shall have been tested by a recognized laboratory and shall have shown air infiltration not exceeding  $\frac{1}{2}$  cubic foot of air per minute per foot of vent perimeter when subjected to static pressure equivalent to a wind velocity of 25 mph.

**REYNOLDS ALUMINUM CASEMENT WINDOWS  
MEET THIS SPECIFICATION.**

IF YOU SEE RUST  
YOU KNOW IT'S NOT  
ALUMINUM




**REYNOLDS  
Lifetime ALUMINUM  
BUILDING PRODUCTS**



Half-round



Colonial box



O.G. style

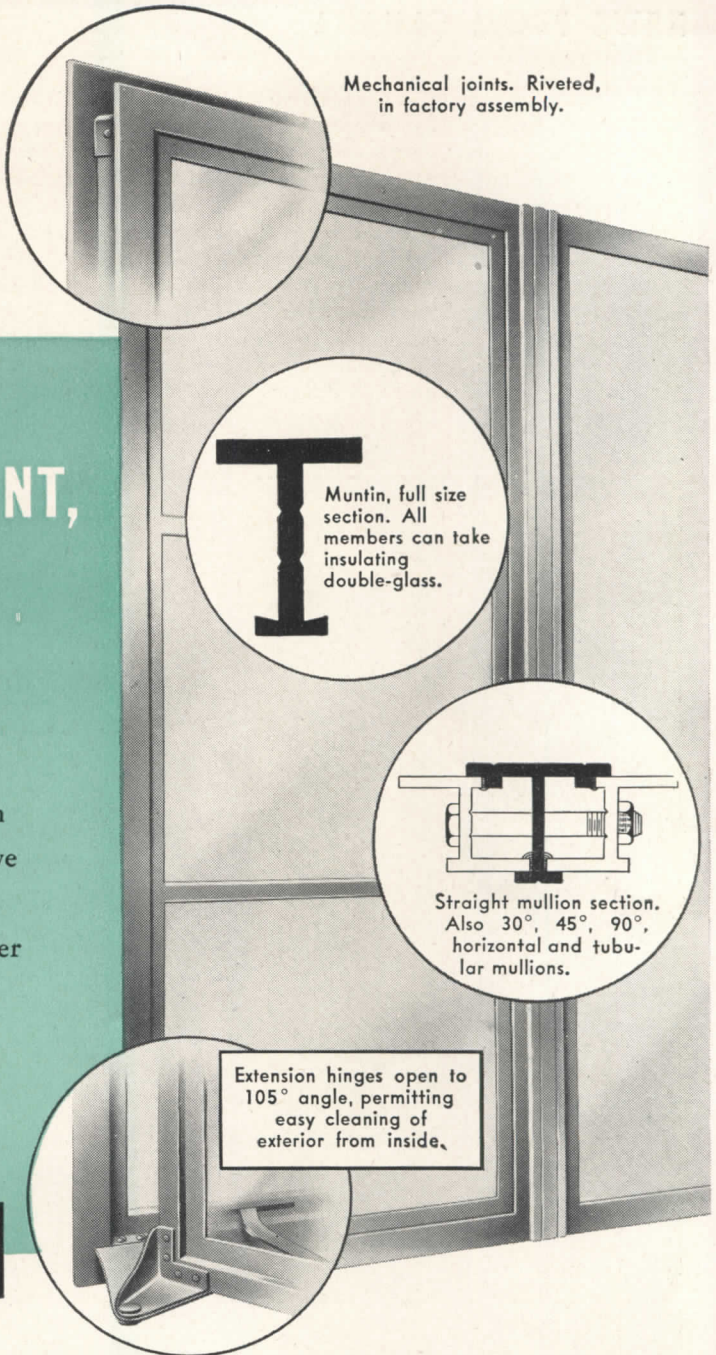
## REYNOLDS *Lifetime* ALUMINUM Gutters and Downspouts

Rustproof permanence at about half the price of other rustproof materials. Three styles available in either plain or stippled-embossed aluminum.

**A.I.A. File Brochures on request from  
REYNOLDS METALS COMPANY,  
Building Products Division,  
Louisville 1, Ky.**

### WORLD'S LARGEST PRODUCER OF ALUMINUM BUILDING PRODUCTS:


Shingles, Clapboard Siding, Corrugated and 5-V Crimp, Snap-Seal and Standing Seam Roofing, Weatherboard Siding, Built-Up Roofing, Nails, Gutters, Wall Tile, Windows, Reflective Insulation, the "Alumi-Drome" (prefabricated utility building).



Mechanical joints. Riveted, in factory assembly.



Muntin, full size section. All members can take insulating double-glass.



Straight mullion section. Also 30°, 45°, 90°, horizontal and tubular mullions.

Extension hinges open to 105° angle, permitting easy cleaning of exterior from inside.



tion summary of Hugh C. MacLean Publications, Ltd. This figure represents a jump of 145 per cent over a year ago, and indicates a sharp increase in physical volume despite rising building costs.

At the very time that starts were multiplying, completions were running about 40 per cent higher than last year. The housing market has concealed its buoyancy well. Residential contracts were down in 1947: \$197 million compared with \$213 million in 1946. But on

the basis of this spring's activity, construction experts are now talking a record \$250 million for 1948.

Contracts awarded for all types of building are up 10 per cent over last year. Housing's gain seems to have been made largely at the expense of engineering and industrial classifications, down 35 per cent and 25 per cent respectively. Contracts awarded for commercial, institutional and public buildings are virtually unchanged from a year ago.

**Urban Building Surveyed**

An eight-city survey by the *Financial Post*, prominent Canadian business newspaper, shows that wherever building volume has weakened in recent months, costs have followed suit. "This," comments the *Post*, "seems to mean that construction is extremely sensitive to the demand level." It goes on to say, however, that "building weakness" cities are few and demand generally is greater than it was last spring. Points of interest revealed by the survey are:

1. Costs in the "building weakness" cities of Regina, Calgary and Halifax are 5 to 10 per cent lower than a year ago, but continue to rise in Toronto (up 15 to 20 per cent), Montreal, Vancouver, Edmonton and Winnipeg.

2. Materials are in better supply, but winter stockpiles are not being replenished from production at the current rate of delivery. Prices average 10 per cent more than last year, and recent railway freight rate increases are expected to send them higher.

3. Labor has won wage increases in the building trades ranging from 10 to 12 per cent across the board. Montreal leads with an 18 per cent boost.

**Architects' Act Outmoded?**


An opinion of interest to architects was voiced recently by a Kitchener, Ontario, Magistrate. In dismissing a charge laid by the Ontario Association of Architects alleging violation of the Architects' Act, His Worship noted that the Act did not permit anyone to design houses over a value of \$5000 without being a registered architect. "But," he said, "it is a well known fact now that few, if any, houses are constructed at a cost of less than \$5000." The decision is being appealed by the O.A.A.

**More Nails on the Way**

That hardy perennial, the nail shortage, has again made its appearance. Production is ahead of last year, and no Canadian nails are exported, but a lack of these essential ingredients became evident some months ago. In a brief presented to the Steel Controller, the National House Builders' Association requested appropriate action by the Dominion Government to ensure a supply of nails for essential construction.

A difficulty presented itself in that production of wire rod for nail manufacture is now at capacity, and any increase in nail production has to be made at the expense of other steel products. The government is apparently willing to take this step. Reconstruction Minister C. D. Howe has announced that the manufacture of barbed and other wire for agricultural purposes will be suspended for a few months in order to save material for nail production.

**WOMEN and CHILDREN ENJOY the BALANCED DOOR**



**The DOOR that lets traffic through EASILY**



Retail store owners say that ELLISON, the Balanced Door, handles two to three times the traffic which could move thru ordinary doors.

*Ellison*  
the **BALANCED DOOR**

ELLISON BRONZE CO.  
Jamestown, New York  
representatives in principal cities



Here's

# A VALUABLE ADDITION TO YOUR A.I.A. FILE



## CONTENTS

- Principles of Unit Heater Operation
- A Practical Guide to Selection of Equipment
- Typical Floor Plan
- Layouts for Commercial and Industrial Installations
- Application of Automatic Controls
- General Specifications
- Combining Heat with Air Conditioning Systems
- Photographs of Typical Unit Heater Applications

Use

## THE CONVENIENT COUPON . . . GET YOUR COPY WITHOUT DELAY

You will find this Janitrol A.I.A. file folder a most useful guide in your specification work involving the heating of commercial and industrial buildings.

This is not a typical piece of advertising promotion, but a sound and comprehensive, semi-technical description of gas-fired unit heaters and how they can best be used for the desired results.

So, if you are engaged in specification work for stores, service establishments, public buildings, or manufacturing plants, this guide will provide many useful suggestions on heating applications that will benefit both you and your clients.

Use the coupon below to get your copy without delay.

SURFACE COMBUSTION CORPORATION • TOLEDO 1, OHIO

Surface Combustion Corporation  
Toledo 1, Ohio

Please send me the A.I.A. Unit Heater Guide 30-C-43:

Name.....

Company.....

Address.....

**Janitrol**  
**GAS HEATING EQUIPMENT**

WINTER AIR CONDITIONERS • GRAVITY  
FURNACES • BOILERS • TRIPLE SERVICE SYSTEMS  
UNIT HEATERS • CONVERSION BURNERS



(Continued from page 149)

## REMOTE CONTROL OF LIGHTS WITH NEW WIRING SYSTEM

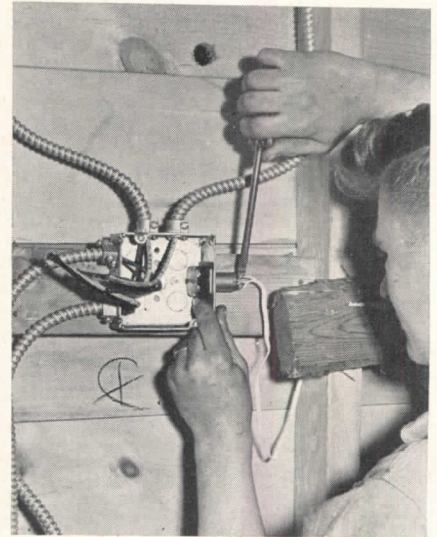
A new remote control wiring system has been designed to provide a more flexible method of controlling lights and outlets in the home, farm, office or factory. The system is said to permit the building tenant to switch on lights, outlets or small appliances from any number of points within the building.

The new wiring system differs from

conventional ones in that the switches are connected to the outlets which they control by a light-weight Flamenol-insulated 22-gage wire carrying only 25 volts. Finger pressure on the switches activates 25-volt relays mounted at the outlets which in turn either open or close the 115-volt circuit. A small transformer installed somewhere in the building provides the low voltage.

Advantages claimed for the system are: (1) permits control of outlets from

many points without the use of comparatively high-priced three- and four-way switches and large quantities of three- and four-conductor cable; (2) eliminates the danger of shock since the switches are connected to only 25 volts; (3) eliminates the use of wall plates and reduces the size of switch boxes because of the small switch size; (4) can be installed in either new or existing structures. General Electric, Wiring Division, Bridgeport 2, Conn.



Relay opens and closes 115-volt circuit

This  
"Two-For-One"  
Idea  
Made News  
in 1947



## The Bradley Duo-Washfountain... One Wash Fixture Serves Two

Here are the Features Named Most Important

1. **SANITATION-HEALTH SAVINGS.** No faucets to touch—no collection of dirty water—self-flushing drain.
2. **SPACE SAVING.** Two persons wash simultaneously at each DUO. One takes the place of two ordinary wash basins.
3. **SIMPLE INSTALLATION.** Half the number of piping connections.
4. **MAINTENANCE SAVINGS.** No faucets to repair and maintain. Simple single sprayhead.
5. **WATER SAVINGS.** Foot-control is not only sanitary but water is cut off immediately as washers leave.

**BRADLEY WASHFOUNTAIN CO.**

2227 W. MICHIGAN STREET, MILWAUKEE 1, WISCONSIN  
Distributed through Plumbing Wholesalers

Write for new  
Bradley DUO-  
Washfountain  
Catalog 464-D.



**BRADLEY**  
Duo Washfountains

## WATER FAUCET

A novel water faucet has been designed with one handle controlling water temperature and the other flow rate. The faucet is made of chrome finished forged brass in three models: the lavatory model, the swing spout for kitchens and restaurant sinks, and the institutional swing spout for laboratories, hospitals, barber shops, etc.



Water faucet handles designed to control independently flow rate and temperature

The temperature mixing valve is self-honing, self-adjusting, which is said to prevent wear and corrosion.

The only other working part, the flow stem, incorporates the *Maytag* seal which is claimed to merely touch the seat with the pressure of the water causing the seal.

The temperature handle may be locked in position if necessary. Cole Valve Co., Duluth, Minn.

(Continued on page 180)





**The sign  
of the  
times is . . .**

"Adequate wiring is being installed in the houses on my project because we want our homes to be convenient and attractive to the buyer for many years to come. Adequate Wiring guarantees this because it is the Key to Modern Homemaking," says Mr. Paul E. Lapp, prominent Dayton, Ohio, builder.

## "Certified Adequate Wiring"

**PROOF ADEQUATE** — another home-building project featuring Certified Adequate Wiring — the Paul E. Lapp development, Dayton, Ohio.

**What It Means To You:** Certified Adequate Wiring makes today's home buyers tomorrow's boosters. It helps you build houses that stay modern for years to come. It helps you sell houses easier and quicker because: (1) it overcomes today's buyer resistance; (2) it assures you of promotional support from your local electrical industry.

**What It Means To The Home Buyer:** Adequate Wiring makes even a moderate-cost house, or a remodeled home, *modern*. It provides not only for today's electrical needs but for those of tomorrow—including such things as kitchen and laundry appliances which

can be covered by a "packaged mortgage."

**What "Adequate Wiring" Means:** An adequate electric service entrance; enough circuits, enough convenience outlets; permanent lights and switches.

**Here's What You Can Do About It:**

1. Use the services of your local Adequate Wiring Bureau in preparing complete wiring layout for every floor plan.
2. Install Adequate Wiring in accordance with this layout.
3. Obtain your "Proof Adequate"—a certificate to present with each deed.
4. If there is no Adequate Wiring Bureau in your area, *write us* for details of how to take advantage of "Adequate Wiring" as a sales feature.



**NATIONAL  
adequate wiring  
BUREAU**

**CLIP AND MAIL TODAY for free information and material!**

NATIONAL ADEQUATE WIRING BUREAU, Dept. AR-7  
155 E. 44th Street, New York 17, N. Y.

Please send me, without charge, information on how to take advantage of Adequate Wiring as a sales feature.

NAME.....  
FIRM.....  
STREET ADDRESS.....  
CITY.....STATE.....




## CEILING FAN

The improved *Shepler Model 81* ceiling ventilating fan designed for use over cooking ranges or in any room where wall space cannot be used requires only 7¼ in. joist space. Once installed, only the cast aluminum grille is visible. The 48 watt motor and fan assembly is attached to the grille which permits the ready removal of the entire working mechanism for cleaning.


The louvers are arranged to provide

high efficiency. One is mounted in the end of the fan housing while the other is mounted in the outside wall hood. Both open automatically from fan pressure and are gravity closing when the ventilator is not in use. Duct space between the louvers is said to provide a dead air lock preventing condensation. Sponge rubber seats on the louvers insure quiet operation and are said to prevent cold air back drafts. This model has a 10 in. fan blade and is designed for

use on 110-120 volt service. Rating is 650 cfm (free air delivery). Shepler Mfg. Co., 1325 Sheffield St., Pittsburgh 12, Pa.



Fan can be installed in small joist space



With

## ERIE ARCHITECTURAL PORCELAIN ENAMEL

For Service Stations, Food Stores, Restaurants, Offices and Factory Buildings . . . for remodeling store fronts, The Erie Enameling Company puts 4 aces in your hand.


- (1) Your Architect recommends design and color.
- (2) The Erie Enameling Company engineers work out your

plans in practical form.

- (3) Erie processes of manufacture assure enduring porcelain enamel ready for speedy and accurate erection.
- (4) Erie gives you years of "know-how" in actually erecting your Architectural Porcelain Enamel.



Before You  
Modernize . . .  
Consult With Us



WRITE Today FOR THIS BULLETIN

THE ERIE ENAMELING COMPANY

ERIE, PENNSYLVANIA


Member of Architectural Division Porcelain Enamel Institute.

## WATERPROOFING AGENT

A transparent waterproofing liquid called *Crystal* has been developed which is said to make common types of masonry completely water repellent without destroying their "breathing" qualities.

By applying one coat of this agent to the exterior, capillary attraction is claimed stopped, eliminating efflorescence which deposits unsightly salts on the surface.

The liquid is said to penetrate and coat the microscopic pores of masonry without clogging or sealing the pores so that natural moisture within the wall is not trapped and may evaporate.



After 500 hours exposure to water stream, treated wall (left) remains dry while untreated section (right) is waterlogged

*Crystal* waterproofing is said to dry in a few hours, but two weeks curing time is recommended before painting. Since the agent penetrates the pores of the masonry, the color and texture of the surface is claimed to be unaffected.


The liquid can be applied with brush or spray; the surface need only be clean and free from stearic or wax-type waterproof coatings. Wurdak Chemical Co., 4952 Fyler Ave., St. Louis 9, Mo.

## NYLON CARPET

Nylon's strength, abrasion resistance and cleanability are reported to assure long life for recently introduced carpet woven with this plastic.

The carpet is pre-shrunk during manu-  
(Continued on page 182)





chains choose  
Carrier "weather"  
time after time

Big nation-wide chains know the customer-attracting value of air conditioning in retail stores. Besides, they know its cost must be in line with other merchandising helps and that it must be dependable. This explains why so many chains are repeat buyers of Carrier Weathermakers for both old and new stores.

S. H. Kress variety stores, Lerner dress shops and Walgreen drug stores are among the national buyers that

have installed Carrier Weathermakers again and again. One chain has just ordered its 125th Carrier unit.

System Weathermakers give a store the advantages of efficient, customized air conditioning with all the convenience and economy of an easily installed, factory-assembled unit. They are available in a choice of capacities to meet the exact needs of individual stores. They can provide winter heating as well as summer cooling.

Designed to operate with duct work from concealed locations.

Like every other Carrier unit, System Weathermakers are backed by Carrier's pioneering experience in air conditioning. Architects and consulting engineers find Carrier engineers eager to help with the plans for every type of air conditioning. Their aim is always a system that gives the greatest satisfaction. Carrier Corporation, Syracuse, New York.



AIR CONDITIONING • REFRIGERATION • INDUSTRIAL HEATING



(Continued from page 180)

facture and is said to retain its original width and length through repeated washing with soap and water.

Claimed to be non-flammable, the pile will melt when exposed to flame but is said to be self-extinguishing after the flame is removed.

The nylon carpet if stored clean is said to need no special protection from moths.

Available colors include beige, gray and pastel green, used in a single shade or in two shades of the same color. The

carpet has a scroll-like pattern and incorporates a bas-relief effect. Nye-Wait Co., Auburn, N. Y.

### MIDGET LOUVERS

Use of midget aluminum louvers, where insulation has been applied is said to help prevent condensation problems.

Where the sheathing boards are nailed directly to the roof joist on a flat roof, the *Midget Louvers* can be installed at


the eaves between the joists.

For gabled roofs, the louvers can be installed at the eaves or soffit and at the gable ends to cause better circulation of air over the insulation and up the rafters.

Unexcavated areas can be ventilated by installing the louvers through the siding above the sills.

*The first of a Series in the interest of more efficient use of steel...a vital American resource.*

# BALANCED

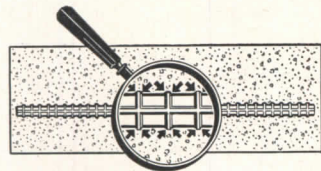


## DESIGN and STRENGTH

**MULTI-RIBBED for MAXIMUM ANCHORAGE**  
**HIGH STRENGTH for STEEL-CONCRETE SAVINGS**



*Old type reinforcing bars depend on localized anchorage.*



*Multi-Rib improved bars distribute anchorage and loads.*

"30 years ahead of the building codes" — that's the verdict on the Laclede Multi-Ribbed Reinforcing Bar. All tests show that the long sought balance between high strength and adequate anchorage has been achieved. The combined factors of high yield point {in excess of 55,000 p.s.i.} plus improved deformations give greater reinforcement strength and provide a more efficient use of steel . . . conserving America's most important resource while effecting material savings on the job.


Laclede bars meet ASTM Specifications A305-47T, for improved reinforcing bars, developed in the interest of modern, efficient use of steel.

*Write us about specifying Laclede Multi-Rib bars on your jobs.*



## LACLEDE STEEL COMPANY

St. Louis, Mo.



*Louvers help give adequate ventilation*

The Midget Louver, 2½ and 4 in. in diameter, is screened to keep out insects and requires no nails or screws for installation; louvers are tension fitted into holes drilled in the structure. Midget Louver Co., 8 Wall St., Norwalk, Conn.



*Simulated walnut finishes are reproduced on a base of Presdwood for wall panelling*


### WALL PANELS

Available in simulated cross-fired figured walnut and bleached walnut finishes, *Ser-Wall* panels are designed to provide durable, decorative wall beauty for home, industrial, commercial and institutional use. The wood grain is reproduced on a base of tempered Presdwood by a special lithographing operation after which the panels are coated with clear laquer to protect the surface.

(Continued on page 184)



# Planning Hospitals?

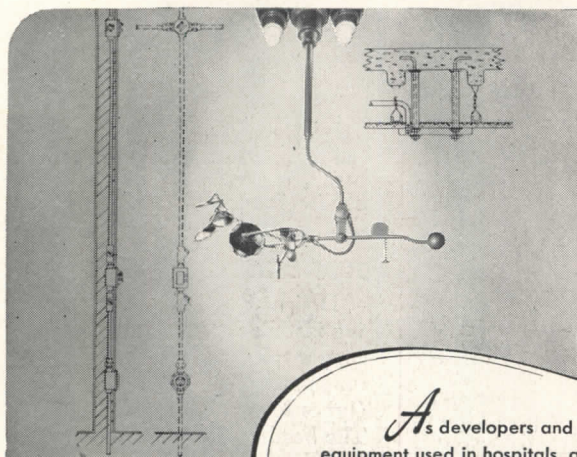


GET THE **WHAT...WHERE...AND WHY**


**ON MAJOR HOSPITAL EQUIPMENT**

**FROM MEN WHO OUTFIT MANY HOSPITALS**

OPERAY SURGICAL LIGHTS




SCANLAN-MORRIS STERILIZING EQUIPMENT



*A*s developers and manufacturers of a great variety of equipment used in hospitals, and with years of experience in contacting hospital management and staffs, "Ohio Chemical" is qualified to supply valuable assistance and engineering data to hospital architects.

Mail the coupon for detailed information on Surgical Lighting, Sterilizing Equipment, Recessed Cabinets, and other features of modern hospital designing.



SCANLAN-MORRIS CUSTOM-BUILT RECESSED CABINETS



CENTRAL OXYGEN PIPING SYSTEM

THE *Ohio Chemical* & MFG. CO.

1400 East Washington Ave., Madison 3, Wisconsin



Represented in Canada by Oxygen Company of Canada Limited, Toronto and Montreal, and Internationally by Airco Export Corporation, 33 West 42nd Street, New York

BRANCH OFFICES IN PRINCIPAL CITIES

THE OHIO CHEMICAL & MFG. CO.,  
1400 East Washington Ave., Madison 3, Wis.

Send information on:

- Surgical Lights;  Sterilizing Equipment;  
 Recessed Cabinets;  Reprint of article, "Advantages of Central Oxygen Piping System for Hospitals."  
(Please attach professional card or letterhead)

Name \_\_\_\_\_

Address \_\_\_\_\_

City \_\_\_\_\_ State \_\_\_\_\_ AR



(Continued from page 182)

The manufacturer claims that the panels can be cleaned with mild soap and water without peeling, chipping or cracking.


Panels come in a variety of sizes from 16 by 72 in. to 48 by 96 in., and 1/8 in. thick, with beveled edges and scored borders enabling them to be butted together and nailed in the score lines. Service Products Division, Woddall Industries, Inc., 2135 Claumet Ave., Chicago 16, Ill.

## AIR CONDITIONER

Available in three and five ton capacities a packaged air conditioner is designed to cool, dehumidify, filter and circulate air. For winter use the unit may be equipped with heating coils to operate as a warm air system.

The *usAirco* features a hermetically sealed compressor-motor unit which eliminates the refrigerant seal between the units. A water-saving condenser coil

has been used to economize operation. United States Air Conditioning Corp., Minneapolis, Minn.



Bender fabricates radiant heating coils

## TUBE BENDER

Designed especially for radiant heating installations, a lightweight portable copper tube bender is said to bend both un-annealed hard and soft copper tubing (types K and L) to a 180° return bend. The bender is available in suitable radii for tube sizes of 3/8 in. to 1 in. The manufacturer claims that changeover of formers and rollers from one size to another takes less than a minute. Tal Bender, Inc., 417 N. Water St., Milwaukee 2, Wis.



Ready-made logs aid rapid construction

## FACTORY MADE LOGS

Surprisingly enough, factory-made logs are now available in Canada. They are manufactured to uniform size, are tongue-and-grooved so as to lock together and may be used for rapid construction by relatively unskilled labor.

(Continued on page 186)

for doors that  
must not halt  
or fail . . . . .



Specify **MONARCH**

**INSTANT EXIT**  
**PANIC DEVICES**

THEY'RE BEST INSURANCE for your careful planning — exit traffic flow will never bottleneck in practice.

THEY'RE BEST INSURANCE for lasting customer satisfaction — with mechanical excellence that never fails.

THEY'RE BEST INSURANCE for complete utility with every type of frame — Wood, Hollow Metal or Channel Iron.



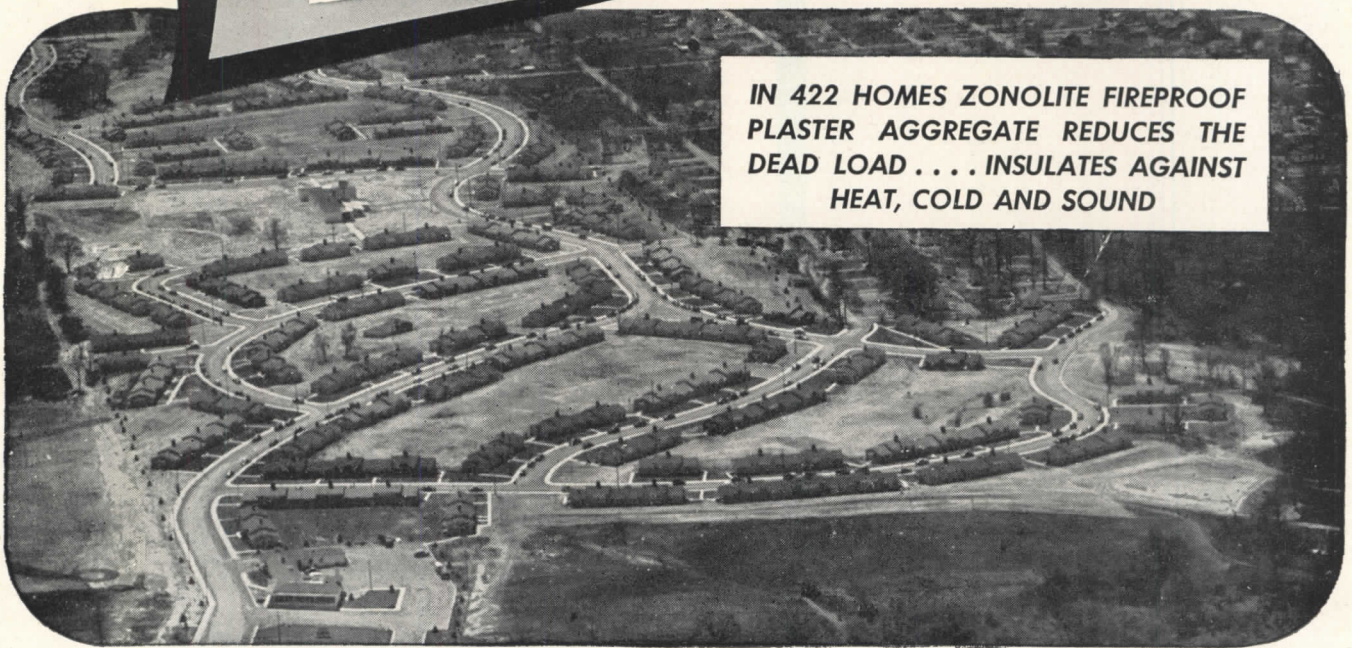
**WRITE TODAY** for descriptive literature or refer to your Sweet's catalog, for Mortise, Rim, and Vertical Rod types. Monarch easy-order information will speed your specification listing.

**CLAYTON & LAMBERT MFG. CO.**  
1705 DIXIE HIGHWAY • LOUISVILLE 10, KY.



# ZONOLITE FIREPROOF PLASTER USED IN HUGE HOUSING PROJECT

Charles Noble, Architect, Detroit  
The Esslinger-Misch Co., Contractors, Detroit



IN 422 HOMES ZONOLITE FIREPROOF  
PLASTER AGGREGATE REDUCES THE  
DEAD LOAD . . . INSULATES AGAINST  
HEAT, COLD AND SOUND

## Zonolite Plaster Speeds Construction and Provides Values Found in NO Other Material

In "Pittsfield Village," large Michigan housing project, Zonolite Plaster Aggregate was used throughout. This material provided a lightweight, fireproof plaster of high insulating and sound deadening qualities. The Zonolite plaster was applied over gypsum board lath.

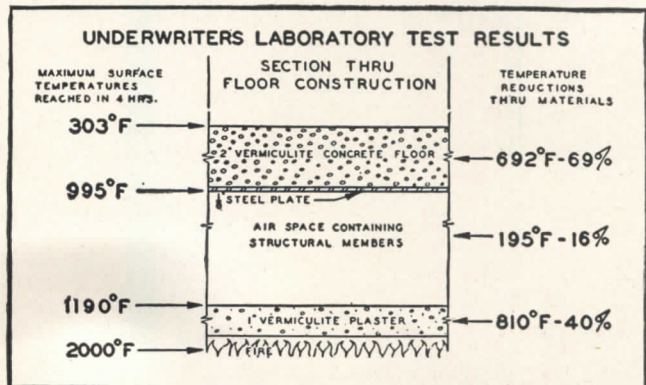
Architects and engineers are interested in the weight saving features of Zonolite Plaster Aggregate. It weighs only 8 pounds per cubic foot as compared to 100 pounds per cubic foot for sand, thus greatly reducing dead load in buildings—as much as five tons in the average house. As it applies faster and easier, it speeds up construction.

For full details about Zonolite, fill in and mail the coupon.

### ZONOLITE COMPANY

Dept. AR-78 • 135 S. La Salle St., Chicago 3, Illinois

## UNDERWRITERS GIVE \*VERMICULITE PLASTER 4-HOUR FIRE RATING



In recent test by Underwriters' Laboratories, Inc. 1 inch of Vermiculite Plaster on metal lath used as protection for steel floor and structural members, received 4-hour fire rating, the highest rating awarded any material. Chart shows results and maximum temperatures reached. This construction is the lightest, least expensive and thinnest fire protection ever to withstand this test.

\*Zonolite Plaster Aggregate is a brand of Vermiculite.



Check  
Coupon  
and Mail  
Today for  
Details

### ZONOLITE COMPANY

Dept. AR-78, 135 S. La Salle St., Chicago 3, Ill.

Gentlemen: Please send me complete details on  Zonolite Plaster,  
 Zonolite Concrete Floors,  Zonolite Concrete Roofs.

Name.....

Address.....

City..... Zone..... State.....

Please check:  Architect  Engineer  Draftsman  Contractor



# mullions and spandrels by

## ALBERENE



Regular grade Alberene's soapstone window mullions and spandrels are financially and esthetically *right* for your job. They're greenish-blue . . . harmonize with any decorative pattern. *And* their price will put a grin on the face of even your most budget-minded client.

For samples and further information, write or phone—


**ALBERENE STONE CORPORATION**  
of VIRGINIA  
419-4th Ave., New York 16, N. Y.

## ARCHITECTURAL ENGINEERING

TECHNICAL NEWS AND RESEARCH

(Continued from page 184)

The heart of each log is bored out to eliminate the possibility of rot and to permit equal seasoning. The hollow core also provides insulation and space for electrical conduit. Air-Lock Log Construction Co. Ltd., 80 King St., W., Toronto, Ont.




Thermostatically controlled food warmers

### FOOD WARMERS

Again available is the complete line of nine *Scotty* stainless steel, thermostatically controlled, portable food warmers. These warmers designed for use in restaurants and other food service establishments have (on most models) a 12 in. by 20 in. top opening which permits 30 different pan top combinations. Another feature is the 5-way temperature control, giving correct storage temperature for each food.

A new model, the *Scotty Mate* (SSY-110) is adaptable as an individual unit, in banks of two or more or can be included in an existing bank of matched electrical counter kitchen appliances. Seco Co., Inc., 5206 S. 38th St., St. Louis, Mo.



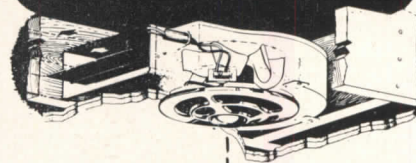
Fire alarm system said to provide coverage of houses up to 2000 sq. ft. in area

### HOME FIRE ALARM

A new low-priced home fire alarm consists of an alarm unit, 8 fire detectors, wire and accessories, said to provide

(Continued on page 188)

MRS. HOUSEWIFE  
IS CRYING FOR  
*Blo-Fan*  
CEILING VENTILATION



DRY HER TEARS...  
GIVE HER  
WHAT SHE WANTS...  
SPECIFY...

*Blo-Fan* ELECTRIC CEILING VENTILATOR



Cooking onions is no problem in a BLO-FAN equipped kitchen...because BLO-FAN (being installed in the ceiling, directly over the range) co-operates with nature to provide the most efficient ventilation available. BLO-FAN'S unique design combines the power of a blower with the efficiency of a fan. The totally enclosed motor, cooled by the air stream, assures trouble free operation. See Sweet's, 29b/12, or write for complete information.

**Blo-Fan**

**PRYNE & CO., INC.**  
POMONA, CALIFORNIA

LOS ANGELES  
CHICAGO

SAN FRANCISCO  
NEW YORK





World News  
City News Editorial

**DAILY CHRONICLE**

The Weather  
Mostly fair and warmer  
through tomorrow with less  
humidity

**SPACE SAVING PARTITIONS  
IN 1084 NEW APARTMENTS**

Gold Bond Solid Partition System provides more  
living space in Amsterdam Houses in N.Y.

New York City  
Housing Authority O.K.'s.

SHOT IN HIS OFFICE  
IN HEADQUARTERS  
AT NEW YORK

Get Latest Type. Says Inventor

OPERATORS CLAIM  
PEACE LIKELY AS

All 6 Bodies Removed  
In Parking-Lot Fire

'UNITY' AGITATION  
ACTIONS INDICATE  
OFFICE III, 6



**H**ERE'S another big job where Gold Bond Solid Partitions, of fireproof gypsum plaster and metal lath, will save about 4 inches per wall over old style walls. This system, employed throughout the Amsterdam Housing project in New York, will actually provide far more living space. Why not look into the Gold Bond Solid Partition system

for your next job? You'll find it fully described in Sweet's. Or, for a 15 minute demonstration by your local Gold Bond representative, just drop us a card. No obligation, of course!


**NATIONAL GYPSUM COMPANY  
BUFFALO 2, N. Y.**

**You'll build or  
remodel better with  
Gold Bond**



# Lucky Last Winter

Lucky the building owner who modernized his uncontrolled steam heating system with a Webster Moderator System in time for the 1947-48 heating season. Frequent cold waves made it necessary to keep heat on for extended periods. With Webster Moderator Control, there was no waste of fuel through overheating, no heating complaints.



In the Webster Moderator System, an Outdoor Thermostat actuates a central control which varies heat delivery with changes in outdoor temperature.

Webster Moderator Controls can secure "controlled-by-the-weather" comfort for even the hardest-to-heat office or apartment in your building. An Outdoor Thermostat automatically varies steam supply to meet weather conditions. And *controlled* heat means *adequate* heat on cold days, *minimum* heat on mild days.

In each Webster Moderator System installation, properly sized Webster Metering Orifices are installed in radiator valves to balance heat distribution throughout the building. Start now to insure next winter comfort by modernizing your present heating system with Webster Moderator Control. Write us about your problem. We will pass it on to your local Webster Representative. He will be glad to work on it with you.

Address Dept. AR-7


**WARREN WEBSTER & CO.**  
Camden, N. J. : Representatives In Principal Cities  
In Canada, Darling Brothers, Limited, Montreal

**Webster  
HEATING**

(Continued from page 186)

complete coverage for houses up to 2000 sq. ft.

The 7 in. alarm unit contains an automobile-type horn, relay and transformer. Insulated wire connects the alarm to the fire detectors which contain a fusible element which melts before the temperature in the fire danger area reaches 170° F. Ingersoll & Co., 502 N. Prior Ave., St. Paul, Minn.



Lock is adaptable to various door widths

### SLIDING DOOR LOCK

Designed to include all the features that are being demanded for sliding door operation, a unit-type lock recently introduced is said to be adjustable to various door thicknesses and easily installed without mortising.

Sliding doors are closed with a small bar recessed in a cup in the escutcheon plate.

Three types of escutcheons, tooled for ready interchangeability, make the lock adaptable to different requirements as to the closing operation, security and finish. The lock can fit any door thickness from 1 1/8 in. to 1 5/16 in.

Each lock is adaptable to either right- or left-hand doors with or without dead lock on either side and emergency unlocking feature opposite. The escutcheon measures 4 1/2 in. by 2 7/8 in. All exposed parts are brass. Adams-Rite Mfg. Co., 540 Chevy Chase Drive, Glendale, Calif.

### FURNITURE SHOWROOM

The Edgewood Furniture Co., featuring the William Arbruster Collection, has recently opened a new factory-showroom. Edgewood Furniture Co., Inc., 208 E. 27th St., New York 16, N. Y.

**Convenient,  
comfortable**

*Hotel  
Cleveland*

*W*HEN convenience counts and comfort is important you'll appreciate the central location, the friendly hospitality, the cheerful, modern rooms of Hotel Cleveland.

Hotel Cleveland is at the very heart of Cleveland, convenient to Public Auditorium, Stadium, stores, office buildings, Union Passenger Terminal, Terminal office buildings, and garage are all connected to Hotel Cleveland by covered passage.

★ *Write for reservations.  
Best choice of rooms  
Thursday through Monday.*

**HOTEL  
CLEVELAND**  
*Cleveland, Ohio*





# Another Building of Distinction

**GENERAL PETROLEUM BUILDING,**  
Los Angeles, California  
One of the most distinctive buildings of the century is equipped with BROWNE windows and all-aluminum fins manufactured by Universal Corp. in Dallas. A tribute to modern architecture.

Walter Wurdeman and  
Welton Beckett, Architects

*Chose* →

Wherever you find buildings of distinction you'll find BROWNE folding type windows ... it's a perfectly natural combination, for BROWNE windows are not only beautiful in appearance, they are functional and economical. Only the BROWNE windows give you heavy, all-aluminum extrusion construction ... permanent controllable draft-free ventilation ... permanent ease of operation ... and NO MAINTENANCE! In addition, both sides of glass can be cleaned from the inside. Our department of design will be happy to work with you on any special job. Your request for special data and/or drafting room standards will receive prompt attention.

## **BROWNE** *folding type aluminum* **WINDOWS**

*Other BROWNE Window Types*  
Monumental — Psychiatric

Underwriters' Label — Residential  
*Aluminum or Bronze*

*"Miracles in Metals"*

Browne folding type windows are manufactured exclusively by Universal Corporation in Dallas under the trade name Sealuxe.

District Offices: Los Angeles, Calif.; Houston, Texas;  
Des Moines, Iowa; Dayton, Ohio.



*Universal*

J. P. TRAVIS, PRESIDENT

6710 DENTON DRIVE

**CORPORATION**

Qualified sales representatives in all architectural centers

DALLAS 9, TEXAS



(Continued from page 150)

**Bonded Metals**

*Prefinished Nickeloid (Booklet G).* Features various forms and decorative, functional uses of Nickeloid, bonded metals. Listed are physical properties, sheet sizes and gages. 20 pp., illus. American Nickeloid Co., Peru, Ill.

**Fans**

*Emerson Fans Catalog (Unit X6049).* Gives design and construction specifications with performance data on various types of desk and stand fans, air circulators, ceiling fans, kitchen ventilators, exhaust and cooler fans. Included is detailed dimensional information for exhaust and ventilating fans. 30 pp., illus. The Emerson Electric Mfg. Co., St. Louis 21, Mo.\*

**Glass Block**

*Daylight in Public Buildings.* Examples of structures using Insulux glass block for fenestration material, especially emphasizing school buildings. Shown also are hospitals, pumping stations, power plants, and sewage disposal units. 12 pp., illus. American Structural Products Co., Ohio Bldg., Toledo 1, Ohio.\*

**Air Conditioning**

*Activated Carbon Air Recovery (Bulletin 105-A).* Engineering and application data book on Type H Dorex air recovery equipment used in recovery or conversion of stale vitiated, or contaminated air. 18 pp., illus. W. B. Connor Engineering Corp., 114 E. 32nd St., New York 16, N. Y.

**LITERATURE REQUESTED**

The following individuals and firms request manufacturers' literature:

Donald L. Bostwick, Architect and Engineer, 34 S. Main St., Niles, Ohio.

Bouwcentrum, Diergaardesingel, Rotterdam, Holland.

Arthur Lee Campbell, A.I.A., 331½ University Ave., Gainesville, Fla.

Thomas S. Cole, Student, 2059 McKinley Ave., Lakewood 7, Ohio.

Herman E. Fernau, Architect, 79 Wilcox Ave., Elgin, Ill.

Joseph H. Heuer, Structural Engineer, 1404 Mallery Bldg., 5 S. Wabash Ave., Chicago 3, Ill.

Donald W. Sellers, Architectural Draftsman, c/o Karl B. Foster, General Contractor, 1015 S. Saginaw St., Flint, Mich.

A. P. S. Voutsas, 144 Bloed St., Pretoria, South Africa.

*The*  
**RESTORATION**  
*of*  
**COLONIAL**  
**WILLIAMSBURG**

*A Reprint  
of the December, 1935  
Issue of*

**ARCHITECTURAL RECORD**

*104 pages, bound in cloth  
\$2.00 per copy*



The Colonial Williamsburg Number of ARCHITECTURAL RECORD — issue of December 1935 — was sold out soon after publication but the entire editorial contents have been reprinted and bound in permanent book form with blue cloth covers.

Many thousands of these Williamsburg reprints have been sold but the demand continues unabated.

.....


ARCHITECTURAL RECORD  
119 W. 40th Street, New York, N. Y.

Enclosed is \$.....for which send..... copies of your reprint, *The Restoration of Colonial Williamsburg*, bound in cloth, at \$2.00 per copy. (Add 2% Sales Tax for New York City deliveries.)

Name.....

Address.....

City and State.....A.R. 7-48



**TOUCH-PLATE**  
LOW VOLTAGE  
**LIGHT CONTROL SYSTEM**

Smooth, simple, streamlined beauty is one of the great features of the amazing new Touch-Plate switch...but it's only a by-product! Operating with a feather-touch on and off action, low voltage Touch-Plate switches require no conduits...allow for any combination of multiple controls at virtually the same cost as old-fashioned installations! Let us tell you the whole story....

**CONVENIENCE  
BEAUTY  
SAFETY**


*Approved by  
Underwriters' Laboratories*



**THE RELAY DOES  
THE WORK!**

**TOUCH-PLATE**  
**DISTRIBUTORS, INC.**  
2038-42 Bay Street  
Los Angeles 21, California





 **CENTRAL PLANT AIR CONDITIONING**  
with the features you dream about

**T**O eliminate costly application problems and installation bugs in central plant air conditioning, G-E engineers arranged countless discussions with architects and contractors in the air conditioning field. The results of this intensive field work went into the construction of the new G-E Central Plant Air Conditioners.

**Time Saving . . . Space Saving**

Compact and light in weight, these units are pre-engineered, pre-fabricated and parts pre-matched for speedy installation. Expensive building alterations—cutting and patching—are avoided because each sub-assembly has ample clearance to pass easily through a standard 30" door. You'll find 12 assembly arrangements available for vertical or horizontal installations—virtually eliminating the bugaboo of space problems.

The new vertical or horizontal combinations both share equally the built-in G-E qualities which give quiet, smooth operation . . . dependable, consistent performance. Why not discuss them with your local G-E air conditioning representative *today?* *General Electric Company, Air Conditioning Department, A8447, Bloomfield, New Jersey.*

**Look at these  
Dream Points!**

- Pre-matched components
- Pre-engineered
- Quick, easy selection
- Accurate, reliable G-E ratings
- No expensive rigging
- No wall knockdowns—(Every part will go through standard 30" doorway)
- Attractive appearance (No shielding or furring)
- No field fabrication of parts

**GENERAL  ELECTRIC**




*Better Air Conditioning*



# Specify Sanitary

STAINLESS STEEL STEAM JACKETED

# GROEN Kettles



## NATIONALLY KNOWN for FINE COOKING

Yes... GROEN Stainless Steel Steam Jacketed Kettles... with half a century of experience built into them... are in daily service all over the country in leading Restaurants, Hotels, Hospitals, Institutions, etc. — where fine cooking is imperative and strictest sanitary regulations are enforced. You can specify them with the fullest confidence of superlative performance and COMPLIANCE WITH THE MOST RIGID HEALTH DEPT. REQUIREMENTS.

Top — Left: PT Model —  $\frac{2}{3}$  Jacketed Pedestal Type. Top — Right: AH Model — Self-contained Automatic Gas Heated Steam Cooking Type. Next — Left: GPT Model — Full Jacketed Shallow Pedestal Type. Next — Right: D Model —  $\frac{2}{3}$  Jacketed Tilting Type. Next: F Model —  $\frac{2}{3}$  Jacketed Deep Type. Next: Table Model —  $\frac{2}{3}$  Jacketed Tilting Type. Sold by leading Kitchen Equipment Dealers everywhere. If our catalogue is not in your file, please write for it. GROEN MFG. CO., Dept. A, 4535 W. Armitage Ave., Chicago 39, Ill.

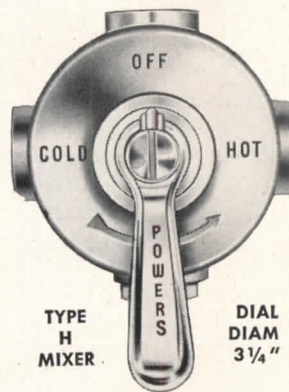
# GROEN

WORLD'S LARGEST PRODUCERS OF  
STAINLESS STEEL STEAM JACKETED KETTLES



Why be "half safe" with shower mixers that only protect bathers from scalding caused by fluctuating pressures in hot and cold water supply lines—a frequent and important cause of shower trouble... but only ONE.

For SAFER and More Comfortable SHOWERS



TYPE  
H  
MIXER

DIAL  
DIAM  
 $\frac{3}{4}$ "


FOR EXPOSED PIPING

## Install POWERS THERMOSTATIC SHOWER MIXERS

They protect shower users from scalding caused by both TEMPERATURE and PRESSURE variations. Both dangerous variables

are present in all shower installations.

Be doubly safe. Get positive, accurate protection against both Temperature and Pressure changes. Use Powers mixers. They cost more. Their greater safety and economy make them worth more.



Only One Moving Part

### Cut Fuel and Water Bills

with Powers mixers.

Bathers waste no time or

hot and cold water while waiting for a shower at the right temperature.

Phone or write for estimate


CHICAGO 14, ILL. 2752 Greenview Ave. Phone Buckingham 7100  
NEW YORK 17, N. Y. 231 East 46th St. Phone Eldorado 5-2050  
LOS ANGELES 5, CAL. 1808 West Eighth St. Phone Drexel 2394  
748

THE POWERS REGULATOR CO.

OFFICES IN 47 CITIES • SEE YOUR PHONE BOOK

Over 55 years of WATER TEMPERATURE CONTROL





## **EXIDE EMERGENCY LIGHTING**

protects these buildings  
against lighting failures

Protection against lighting failure is vitally important. For despite all precautions of utility companies, accidents beyond their control can cause interruptions of normal electric current. Storms, floods, fires and collisions may occur with little or no warning, and can be a serious menace to electric power lines.

You can safeguard the buildings you design against such lighting failures. Exide Emergency Lighting provides safe, sure, modern protection. Batteries are always fully charged, and respond *instantly* and *automatically* when needed.

Exide Emergency Lighting can be supplied in systems and units to fit the needs of buildings of any size . . . from a few rooms to an entire building or group of buildings.

# **Exide**

**EMERGENCY  
BATTERIES**

**1888 . . . Dependable Batteries for 60 Years . . . 1948**

THE ELECTRIC STORAGE BATTERY COMPANY, Philadelphia 32 • Exide Batteries of Canada, Limited, Toronto




# HEATFORM

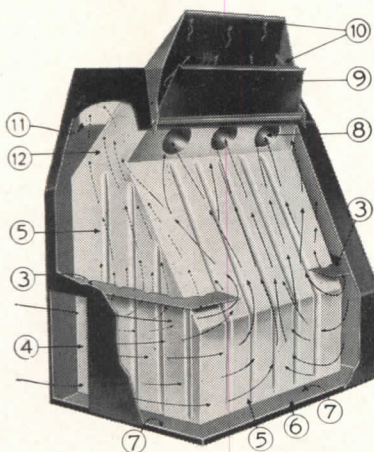
## The Superior Heat Circulating Fireplace

Before you recommend a heat circulating fireplace be sure you have complete information on the HEATFORM

- THE MOST EFFICIENT AND DURABLE OF ALL
- Comparison proves HEATFORM has these advantages:



Front view with part of masonry cut away.



Rear and side view — with part of outer metal lining cut away showing the inside lining of firebox. Arrows showing contact and flow of air to and over all heating surfaces.

For complete information see  
SWEET'S CATALOG  
Section 29-G-8

The HEATFORM proved by 27 years of use in homes all over America and advertised in nationally circulated magazines.

### SUPERIOR FIREPLACE COMPANY

East of Mississippi River  
601-L North Point Road  
Baltimore, Maryland

West of Mississippi River  
1706-C East 15th Street  
Los Angeles 21, Calif.

also manufacturers of form dampers, fuel grates, ash dumps, cleanout doors and drape screens.

#### MORE HEATING SURFACE BECAUSE—

- Heating chambers around the throat as well as the lower firebox.
- Large air passages at each end of throat plus superheating round air flues directly through the throat connecting the lower and upper heating chambers.
- Large cool air inlets and warm air outlets.
- The foregoing results in much larger volume of warm air circulation.

#### MORE YEARS OF SERVICE BECAUSE—

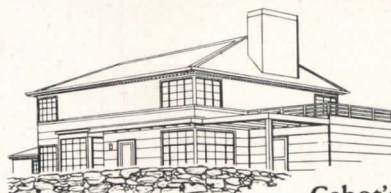
- Ribbed reinforced boiler-plate firebox controls warpage.
- No exposed metal parts beneath the chimney to rust out.
- Perfect contact of air to all heating surfaces, and unobstructed flow of air removes heat faster and prevents metal from reaching deteriorating temperature.

#### KEY TO PHOTO AT LEFT:

3. Horizontal baffle plates which direct a large volume of air intake to the lower rear heating chamber and over the hottest of the metal.
4. Large air inlets at floor level.
5. Ribs individually die formed into the boiler plate add strength and neutralize expansion.
6. Location of rear cool air inlet.
7. Bottom view of air heating chambers.
8. Superheating, connecting round air passages through the throat.
9. Heat control damper has underslung poker friction control to regulate draft.
10. Smoke dome.
11. Side air passages from lower to upper heating chamber.
12. Inner lining of the throat.

## NO OTHER PAINT OFFERS YOU THE ADVANTAGES OF

### OUR Collopaking PROCESS




Cabot's Collopakes produce a porcelain-smooth, weather resistant surface that gives years of beauty and protection. This is because our patented Collopaking process reduces pigments to particles of sub-microscopic size and colloiddally disperses them in the vehicle . . . actually making *homogenized* paint. And because only pure pigments and no fillers or adulterants are used, the colors in Cabot's Paints stay fresh and lively for years.

**Write Today** for Color Card and Information. In Cabot's wide selection of attractive colors, you will find exactly the right color for any design in any setting. Be sure that you have our latest color card in your file and complete information about Cabot's Collopakes. Samuel Cabot, Inc., 2186 Oliver Building, Boston 9, Mass.

## Cabot's Collopakes

Dubin & Dubin, Chicago





where hotels use

# Non-Slip Floors

... for safety's sake!

Firm-footing is important in many parts of hotels.

Whether behind-the-scenes, or out-front, the hazard of slipping is a constant danger to both guests and personnel. Accidents due to slips and falls account for one-fifth of all claims for compensation.

**Non-Slip floors are the proved answer.**

**ELEVATOR SILLS:** Feralun\* is universally specified by architects for elevator sills to prevent costly accidents.

**KITCHEN:** Use Amcolun, for safety's sake, in the kitchen where oily or wet conditions frequently occur. Protect your personnel.

**SIDE ENTRANCE:** We recommend Amcolun—the non-slip abrasive tile—wherever floors present a slippery condition due to "tracking-in."


**MAIN ENTRANCE:** . . . and for exterior steps, we suggest Bronzalun\* thresholds and treads.

Our Advisory Engineering Service extends to all key cities, offering you a convenient, authoritative source for non-slip flooring information. Meantime, check our non-slip products in Sweet's File, 13a-8.


## The American Abrasive Metals Company

IRVINGTON • NEW JERSEY


\*Reg. U. S. Pat. Off.




KITCHEN



ELEVATOR SILLS



MAIN ENTRANCE



SIDE ENTRANCE

American Abrasive Metals Co.  
460 Coit Street, Irvington, New Jersey

(AR 7-48)

- For safety's sake, send me your technical data catalog on all your non-slip products.
- Please send me the name of your advisory engineer located nearest to me.

My Name ..... Title .....

Company .....

Address .....

City ..... State .....



**CONSIDER  
LIME  
PLASTER**



It does not rattle . . .

It does not buckle . . .

It does not come in modular sizes . . .

You don't nail it, screw it, suspend it. You don't fasten it TO your walls or ceilings . . . because it is PART of those walls and ceilings, an integral, monolithic part of the entire building.

To the DESIGNER, it fits willingly his every form of expression. The flat surfaces, the angular; the inside, the outside curves. And any decorative treatment may be achieved, to become an integral part of the whole.

To the OWNER it provides the satisfaction of a smooth, clean, joint-free job, that is vermin-proof, rodent-proof, fire safe and acoustically right. More economical in first cost than any "Substitutes", it is its long life that affords real life-long economy.

And for the best in fine finishing lime, remember Ohio Hydrate's brands:

"Ohio White Finish" and "Hawk Spread".

They are identical.

They have no equal.



**THE OHIO  
HYDRATE  
& SUPPLY  
COMPANY**  
WOODVILLE  
OHIO



# Refrigeration

## TO MAKE 600 TONS OF ICE DAILY FOR CALIF. SHIPPERS


That's the projected output at Salinas, where the Shippers Development Co. has built a \$1,400,000 plant to ice

vegetables. Five big growers and packers use the product for icing thousands of railway cars and trucks.

The Associated Refrigerating Engineers, of Los Angeles, selected Frick equipment for this important job. You, too, will find Frick refrigerating, ice-making, and air conditioning systems most reliable and profitable.




One of the Modernistic Offices—all Air Conditioned—at Salinas



Group Lift Saves Labor on Ice Tanks



Five Frick 11 x 10 Compressors at Salinas





**Will she be complaining  
about a new house  
of yours  
next winter?**



**John,  
this house  
is cold  
as a barn!**

*Not if you plan for anthracite heat!*

**APPROVED DOMESTIC  
AUTOMATIC ANTHRACITE  
BURNERS**

**Stokers**

- ALLEN STOKER
- ANCHOR STOKER
- CATSKILL STOKER
- COOPER STOKER
- ELECTRIC FURNACE-MAN
- FAIRBANKS-MORSE STOKER
- FUEL SAVERS STOKER
- IRON FIREMAN
- MOTORSTOKER
- STEWART-ROGERS STOKER
- VAN WERT STOKER

**Boiler-Burner Units**

- WAGNER STOKER-BOILER
- ANTHRATUBE
- AMERICAN BOILER WORKS
- AXEMAN-ANDERSON

**No House is Cold with the  
“Unbeatable Heating Combination”**

- The “unbeatable heating combination” will give your clients the heat they *want* when they *want it*. The experts’ predictions of shortages of some fuels for 3 to 5 more years does not apply to anthracite.
- The “unbeatable heating combination”—a hard coal stoker and plentiful anthracite—works these *three ways* to keep your clients warm and comfortable:
  - Plentiful Heat** A full year’s supply of plentiful, stoker size anthracite can be stored easily.

Occupants need never turn their thermostats to chilly levels to conserve fuel.

**Economical Heat** Stokers use the smaller, cheaper stoker sizes of hard coal . . . reduce fuel bills as much as 52%.

**Completely Automatic Heat** Modern hard coal stokers are fully automatic . . . from bin feed to ash removal. Sensitive thermostatic controls keep heat steady.

*Get all the facts* on heating with all types of anthracite equipment including modern stokers and the revolutionary anthratube. Simply fill out and mail the coupon today.



**ANTHRACITE INSTITUTE**

101 Park Avenue • New York 17, New York

ANTHRACITE INSTITUTE, Dept. 7B  
101 Park Avenue, New York 17, N. Y.

Please send me more information on anthracite and anthracite equipment including stokers and the new anthratube.

Name \_\_\_\_\_

Company \_\_\_\_\_

Address \_\_\_\_\_

City \_\_\_\_\_ Zone \_\_\_\_\_ State \_\_\_\_\_

PLEASE PRINT



# "SHAPED"

Seaporcel Porcelain Enamel  
ARCHITECTURAL PARTS

## For Greater Attractiveness

SEAPORCEL'S numerous dies enable the architect, builder and designer to economically select a variety of "shaped" parts for maximum effectiveness as spandrels, mullions, awning hoods, bulkheads, piers, sign facias and especially for entire facades.

EXTRUDED OR REVERSE, these "shaped" parts are obtainable in such versatile surface textures as "terra cotta", "limestone", "granite", in semi-matte, matte or gloss finishes. Add to this, the choice of beautiful colors, soft tones and sharp, clear contrasts for various effects and you'll find there is a shape and a surface for every taste.

SEAPORCEL\* porcelain enamel "shaped" parts are a quality "buy" if you want the most value for every dollar expended.

SEAPORCEL IS PRACTICAL • EASILY CLEANED  
DURABLE • ECONOMICAL • FIRE-RESISTANT

See Our Booth # 122  
Building & Maintenance  
Supplies Exposition  
August 2 to 6  
Grand Central Palace

Write today for catalog showing  
applications and current jobs.

### SEAPORCEL PORCELAIN METALS, INC.

Formerly Porcelain Metals, Inc.  
28-02 Borden Ave., Long Island City 1, N. Y.  
Complete A. F. of L.-Metal Fabricating  
& Enameling Shop

Also manufactured on the West Coast  
SEAPORCEL CORPORATION OF CALIFORNIA  
Represented by Douglas McFarland & Co.  
1491 Canal St., Long Beach, Calif.

\*Registered U.S. Pat. Off.


# Seaporcel

Member: Porcelain Enamel Institute, Inc.


## JOHNSON & JOHNSON specifies Kno-Draft Air Diffusers in New Plant

Picked for appearance and performance

ARCHITECTS, THE BALLINGER CO. • INDUSTRIAL DESIGNER, HERBERT ROSENGREN



**APPEARANCE:** Note the simplicity of design of the Kno-Draft Air Diffuser (arrow) in the reception room of the new Johnson & Johnson plant in Cranford, New Jersey. It enables these diffusers to blend with either modern or period interiors. In their original aluminum, Kno-Draft Diffusers furnish an unobtrusive decorative accent. Painted to match the ceiling, they become self-effacing.



**PERFORMANCE:** A close-up through the show window in the reception room discloses the manufacturing area of this modern plant. Those Kno-Draft Diffusers in the ceiling are delivering conditioned air in a pattern that eliminates drafts and maintains uniform temperature and humidity throughout the area. Since Kno-Draft Diffusers can be adjusted to control air direction, volume and throw, "custom-made" air patterns were created to meet the exacting requirements of product quality control and employee comfort established in this baby products plant.

Send for your FREE copy of our new handbook on air diffusion. It contains all the data to enable you to create "custom-made" air patterns and eliminate drafts. Please write Dept. S-103.



### W. B. CONNOR ENGINEERING CORP.

Air Diffusion • Air Purification • Air Recovery






112 East 32nd Street



New York 16, N. Y.

IN CANADA: Douglas Engineering Co., Ltd., 190 Murray Street, Montreal 3, P. Q.





**GIVE  
FURNITURE  
A COLOR LIFT**

Select beautiful, durable U. S. Naugahyde . . . 61 colors and finishes . . . all decorative and dependable for year-after-year service satisfaction. The finest plastic compound with strong fabric backing, no bagging, no splitting, no customer complaints.

String tags or sew-in labels (furnished free of charge) identify U. S. Naugahyde on your products . . . tie-in benefits from important national advertising. Distributors in principal cities.

*u.s. Naugahyde*<sup>®</sup>  
THE FINEST IN PLASTIC UPHOLSTERY

MADE ONLY BY

**U.S. RUBBER**  
SERVING THROUGH SCIENCE

UNITED STATES  
RUBBER COMPANY



COATED FABRICS DIVISION—MISHAWAKA, INDIANA

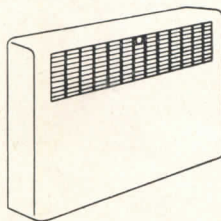




**FOR EASIER INSTALLATION—  
MORE SATISFYING OPERATION**

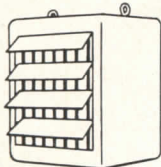
Where engineering design and quality materials count most—that's where Dunham pays off! Every Dunham product has been tried, tested and proven easier to install and more satisfactory in operation on every size and type of job. Specify Dunham, the product that increases customer satisfaction.

**DUNHAM CONVECTORS**



There is a handsomely designed Dunham Convector in a style to blend with the interior decoration of your rooms. The heating element is sized to provide adequate heating for a given amount of space. Cabinets are carefully constructed for appearance and durability.

**DUNHAM UNIT HEATERS**



The perfect heating element for your laundries, garages, basements, etc. Gives you the heat you want, where and when you want it. Built and designed to exacting Dunham engineering standards for longer lasting, more satisfying service . . . C. A. DUNHAM COMPANY, 400 West Madison Street, Chicago 6, Illinois.

**DUNHAM**  
Heating Means Better Heating

# Are Insulation Values Permanent?

[READ WHAT AUTHORITIES SAY:]

**"M**any loose insulations settle down from year to year, producing areas that are eventually without insulation." *"Insulation," by DALZELL AND MCKINNEY published by American Technical Society.*

● "Conductivity may vary by several hundred per cent, depending entirely on the arrangement of the fibers."

DR. J. L. FINCK  
*In Bureau of Standards Research Booklet No. 243.*

● "For each grade of fibrous material, a certain optimum density exists. For densities greater and less than this density, the conductivity will increase."

DR. J. L. FINCK  
*in "Industrial & Engineering Chemistry."*

● "Aluminum foil exposed in a vertical position since 1929 to the dust and fumes in the Heat Measurement Laboratory, M. I. T. Samples of this foil have been removed from time to time and the emissivity determined. Over a period of 10 years, no appreciable change in emissivity was found."

PROF. GORDON B. WILKES  
*of Massachusetts Institute of Technology*

**Infra is Permanent in Insulation Values**



Has lowest conduction—1 part mass to 431 of low-conductive air.



**Thermal Factors Stamped on Every Infra Carton**

**Infra C Factors and Rockwool Equivalents**

- C.052 Heat Flow Down, equals 6" Rockwool.
- C.083 Heat Flow Up, equals 3.97" Rockwool.
- C.10 Lateral Heat, equals 3-1/3" Rockwool.

**WRITE FOR FREE 16-Page BOOKLET:**  
**"Simplified Physics of Thermal Insulation."**

Architects and engineers use it as a handbook, and colleges as a text, on heat transfer, condensation, vapor, mold, etc. Contains master chart of *k*, *C*, *R* and *U* factors of all insulations, of all thicknesses, weights, densities, etc.

**INFRA** accordion aluminum  
**INSULATION, INC.**

10 Murray Street, New York, N. Y., Dept. K



In this washroom of the Pittsburgh Hospital's new School of Nursing, Carrara Glass walls provide beauty and sanitation, with low maintenance.  
 Architect:  
 Press C. Dowler,  
 Pittsburgh, Pa.



When "only the best is good enough"  
 design with **Carrara Structural Glass**

WHEREVER you want to be sure of a quality structural glass job—whether in toilet rooms, lobbies, public building applications or in residential bathrooms and kitchens—your best choice is precision-made Carrara Glass. Its accurate, mirror-like reflections contribute enormously to the beauty and richness of the structure. It helps produce an effect of spaciousness, elegance and modern smartness—properties for which Carrara Structural Glass has become famous.


A finely-machined product, Carrara Glass assures joints that are true and even; there is no lip-

page. It is absolutely free from warpage. Every piece of Carrara Glass produced—whatever its color or thickness—is mechanically ground and polished. That is positive assurance of top quality.

Carrara Structural Glass is available in ten attractive colors, in many thicknesses, and in Polished or Suede finish.

Why not send for our illustrated and informative booklet, "Carrara, the Modern Structural Glass of Infinite Possibilities"? Simply fill in and return the coupon and your free copy will be sent to you immediately.

**carrara**  
 THE *Quality* STRUCTURAL GLASS



Pittsburgh Plate Glass Company  
 2254-8 Grant Building, Pittsburgh 19, Pa.  
 Without obligation on my part, please send me a FREE copy of your brochure, "Carrara, the Modern Structural Glass of Infinite Possibilities."

Name.....

Address.....

City..... State.....



PAINTS · GLASS · CHEMICALS · BRUSHES · PLASTICS

**PITTSBURGH PLATE GLASS COMPANY**



*Specify* **GENUINE LALLY COLUMNS**  
FOR ALL TYPES OF RESTAURANT CONSTRUCTION

GENUINE LALLY COLUMNS are being specified more and more by specialists in restaurant design, because GENUINE LALLY COLUMNS withstand more stress in less space than any other type of structural support known and because they blend so readily into the modern or traditional scheme.

GENUINE LALLY COLUMNS are manufactured in single or multiple story lengths and are the ideal structural support in all types of construction.

**SEND FOR CATALOG OF  
CONSTRUCTION DETAILS**

**Welch & Company Restaurant  
Long Beach, California**

**L. M. Saunders, Architect**

Photo by L. M. Parker

**LALLY COLUMN COMPANY**

Originators, Sole Manufacturers, Genuine Lally Columns

Erie and Albany Sts.  
Cambridge 39, Mass.

211 Lombardy St.  
Brooklyn 22, N. Y.


733 West 64 St.  
Chicago 21, Ill.

**FITZGIBBONS**


**STEEL BOILERS**

Sizes for all  
installations

"400" SERIES



"D" TYPE



"80" SERIES

Famed  
for their  
low - cost  
heat and  
domestic hot  
water...in any  
steam system,  
with any fuel,  
any firing method.  
A.S.M.E. built, Hart-  
ford inspected, S.B.I.  
rated. See your local  
Fitzgibbons man or  
write us.



Fitzgibbons Boiler Company, Inc. 101 PARK AVE. NEW YORK 17, N. Y.

THE "GUIDE" IS

*Colorific!*

Pale shades, dark shades, the "in-between" shades that are so hard to find . . . all are attractively presented for easy selection in the MOLETA COLOR GUIDE.

150 beautiful colors are displayed in the COLOR GUIDE. Each tint is shown on a large page (9" x 15") . . . distinctly shown in finished, right-on-the-wall effect. The correct mixing formula is given on the reverse of each page.



Write for your copy of the MOLETA COLOR GUIDE—\$5, delivered anywhere in the U. S. A.

MONROE, LEDERER AND TAUSSIG, INC.  
606 N. American St., Phila. 23, Pa.

**Moleta** FLAT OIL PAINT  
ARCHITECTURAL The Truly Washable Paint.

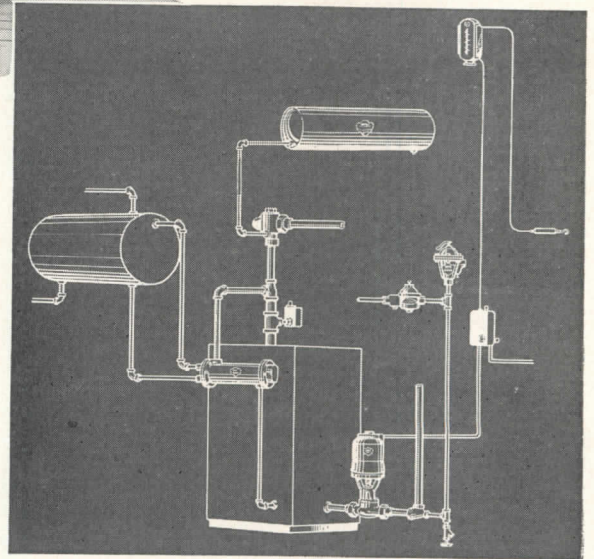


# THRUSH


## SUMMER-WINTER HOT WATER HEAT



**REAL  
COMFORT**  
depends on  
good heating  
and  
plentiful hot  
water



Thrush Water Circulator




Flow Control Valve



Water Heater

### *forced circulating* **THRUSH FLOW CONTROL SYSTEM**

PROVIDES the finest automatic heating for homes, apartments and small buildings. Easily and inexpensively zoned. Assures greater home comfort with reduced fuel consumption in winter plus . . . a plentiful automatic supply of hot water for kitchen, laundry, and bath from the same boiler, winter or summer. See our completely illustrated catalog in Sweet's or address Dept. J-7 for new booklet.



**H. A. THRUSH & COMPANY PERU, INDIANA**




# CALIFORNIA NEEDS

ARCHITECTURAL DESIGNERS  
 ARCHITECTURAL DRAFTSMEN  
 STRUCTURAL ENGINEERS  
 STRUCTURAL ENGINEERING DRAFTSMEN  
 SPECIFICATION WRITERS  
 ESTIMATORS  
 MECHANICAL ENGINEERS  
 ELECTRICAL ENGINEERS  
 ON DESIGN FOR MAJOR BUILDING CONSTRUCTION

INVESTIGATE BY SUBMITTING  
 EDUCATION-EMPLOYMENT HISTORY INCLUDING SALARIES  
 RECEIVED AND SALARIES AT WHICH YOU WOULD ACCEPT  
 CALIFORNIA STATE PERMANENT EMPLOYMENT

WRITE TODAY TO  
 RECRUITMENT SECTION, STATE PERSONNEL BOARD  
 SACRAMENTO, CALIFORNIA

**At your Service!**



• In designing your restaurants — may we remind you that Nathan Straus-Duparquet's food service engineers are at your service — to assist you in your kitchen and cafeteria problems.

Ninety years of experience has proven Duparquet's superior design and equipment.

CHINAWARE • SILVERWARE • GLASSWARE • DUPARQUET KITCHEN EQUIPMENT • REFRIGERATION • FURNITURE & FURNISHINGS • UTENSILS

**NATHAN STRAUS-DUPARQUET, INC.**

33 East 17th Street, New York 3, N. Y.

BOSTON • NEW HAVEN • CHICAGO • MIAMI

## EMPLOYMENT OPPORTUNITIES AVAILABLE

Advertising rates on request

**WANTED:** Experienced Architectural Designer for permanent position. Please submit outline of education, training and experience along with samples of work and annual salary requested. Marr and Holman, Architects, 702 Stahlman Building, Nashville, Tennessee.

**WANTED:** Experienced Structural Engineer who can design and make working drawings both for structural steel and concrete buildings, for permanent position. Send outline of education, training, experience and samples of work. Marr and Holman, Architects, 702 Stahlman Building, Nashville, Tennessee.

**ARCHITECT:** Over 20 years' experience with practically all types of buildings. Worked as chief draftsman and as chief designer in various offices. Desires position with prospects of partnership in or near large city. Box 334, *Architectural Record*, 119 W. 40th St., New York 18.

**ARCHITECTURAL EXECUTIVE:** Desires position, Associateship, or partnership, local architect. Engineer or industrial organization; 28 years broad experience planning, design, construction. Commercial and industrial building. Familiar with contemporary design and procedure from client to finished building. Finest references. Box 336, *Architectural Record*, 119 W. 40th St., New York 18.

**WANTED:** Well established Minnesota architectural firm requires the services of qualified architectural draftsmen. Draftsmen should be capable of preparing working drawings from preliminary sketches. Good starting salary for qualified men, with housing guaranteed. Box 338, *Architectural Record*, 119 W. 40th St., New York 18.

**ARCHITECTURAL DESIGNER** thoroughly experienced in designing airports, public and commercial buildings, etc.; also **DRAFTSMAN** capable of developing complete work in drawing from preliminary sketches. Permanent position with well established firm. Give full details as to education, experience, and salary desired. Send samples of work. Michael Baker, Jr., Inc., Baker Building, Rochester, Pennsylvania.

**WANTED:** Experienced architectural men, also a specification writer. Excellent positions for right men. Old, established firm with statewide general practice. Give age, education, experience and salary expected. Tinsley, Higgins & Lighter, Liberty Bldg., Des Moines, Iowa.

**EXPERIENCED ARCHITECTURAL DRAFTSMAN** desires free lance work in all types of construction. New York Studio midtown location. Prompt reply to all inquiries. Box 340, *Architectural Record*, 119 W. 40th St., New York 18.

## Contemporary Shops in the United States

By **EMRICH NICHOLSON**

"Contemporary Shops in the United States" is a treasury of beautiful yet practical samples of store fronts and interiors, selected from among America's most progressive stores • Including the supplement of 24 pages, over 400 illustrations, plans, etc., showing 113 shops, large and small, handling many lines of merchandise, located from coast to coast, designed by 70 leading designers and architects. 216 pages, 8½ by 11. \$10.00.

Book Department, ARCHITECTURAL RECORD  
 119 West 40th Street, New York 18, N. Y.

Please send one copy of CONTEMPORARY SHOPS IN THE UNITED STATES at \$10 per copy. Money order or check for \$ enclosed.

Name .....

Address .....

City.....Zone.....State.....

A.R. 7-48





*I'm Specifying*  
**HILLYARD**  
*Floor Treatments*

Hillyard's Floor Seals, Finishes and Treatments properly protect and prolong the life of all types of floors. Floors stay cleaner, look better and last longer. Many leading flooring manufacturers and contractors approve Hillyard Products because they have given and are giving entire satisfaction in uniformity, dependability and economy. Write for literature on Hillyard products for every type surface.



See Hillyard Specifications in Sweets 1948 Catalog, Sec. 13 Pages 13G-3



Send for Specification Cards. FREE for the asking.

**HILLYARD SALES COMPANIES**

470, Alabama St., San Francisco 10, Calif. DISTRIBUTORS HILLYARD CHEMICAL CO. ST. JOSEPH, MO. BRANCHES IN PRINCIPAL CITIES 1947 Broadway New York 22, N. Y.

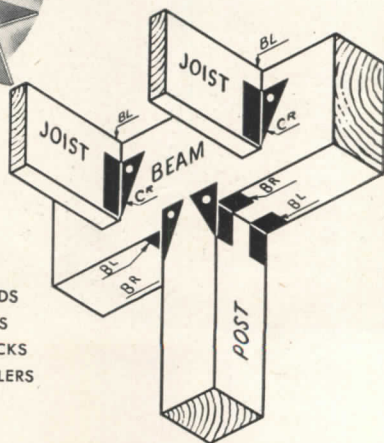

**Leading architects are specifying TECO**  
*Trip-L-Grip* **FRAMING ANCHORS**

**Save Material -- Labor -- Maintenance Costs**

Teco Trip-L-Grip Framing Anchors completely eliminate out-moded, wood-splitting toe-nailing. Every frame connection is more rigidly fastened with 18 gauge, zinc coated steel anchors to reduce costly plaster cracks and prevent sagging openings. Because loads on nails are in shear, each nail performs at maximum efficiency. Trip-L-Grip Framing Anchors eliminate notching and shimming joists—replace ledger strips—tie roofs securely to sidewalls, help prevent uplift due to wind.

**NO NAIL WORRY**—Full bodied nails come packaged with the Anchors. Anchors are in 3 types of rights and lefts. Anchors are 4 7/8" high, rectangular flange is 1 5/8" wide, and bent portion is 1 5/8" long.

**Mail coupon today for FREE samples, prices and name of your nearest dealer.**



**TRIP-L-GRIP FRAMING ANCHORS**  
 for tying...

- JOISTS TO BEAMS
- BEAMS TO POSTS
- STUDS TO SILLS
- RAFTERS TO PLATES
- PURLINS TO TRUSSES
- PLATES TO STUDS
- GIRTS TO POSTS
- LINELS TO BUCKS
- JOISTS TO NAILERS

AR-7-48

**TIMBER ENGINEERING COMPANY**  
 1319 18th St., N. W., Washington 6, D. C.


Please send me complete data, samples and prices on Trip-L-Grip Framing Anchors.

NAME \_\_\_\_\_

COMPANY \_\_\_\_\_

ADDRESS \_\_\_\_\_





*The Old ReliABLE*

ABolite is a name known for many years in the industrial lighting field for reliability, correct design and efficiency.

These durable, easy-to-clean reflectors are made to comply with RLM standard specifications. This label is your assurance of highest quality and dependable performance.



FORMED NECK  
RLM DOME TYPE  
REFLECTOR

Also made in Easy-detachable and Separable socket types.

For the best in industrial lighting, recommend and use ABolite—the Old Reliable.

Sold only through wholesalers

Light right with . . .



THE JONES METAL PRODUCTS CO., West Lafayette, Ohio



*This grille design is*

## CHEVRONS

one of the hundred distinctive designs in the famous Hendrick line.

Many of these designs were originally developed, according to an architect's specifications, to harmonize with the decorative scheme for some outstanding public building or residence. They are now available as standard numbers.

Fabricated in heavy-gauge aluminum, bronze, copper, Monel, steel or stainless steel. Write for full information.




Perforated Metals  
Perforated Metal Screens  
Architectural Grilles  
Mitco Open Steel Flooring,  
"Shur-Site" Treads and  
Armorgrids

**HENDRICK**  
*Manufacturing Company*  
38 DUNDAFF STREET, CARBONDALE, PA.  
Sales Offices in Principal Cities

## Now Available! COPPER ARMORED SISALKRAFT

Strong, flexible, easy to apply! For door and window flashing, as shown, 6-10- or 12 in. Copper Armored Sisalkraft in 1 oz. weight is recommended.



**PURE COPPER PROTECTION  
at 1/5 the NORMAL COST!**


Copper Armored Sisalkraft is pure electro deposit copper reinforced with thousands of crossed sisal fibres and bonded with two layers of special asphalt to heavy kraft paper. Uniform, lightweight, will not kink, break or tear. 100% impervious to moisture. For all concealed flashing and foundation damp-coursing. Available in 6" to 60" widths, copper weights of 1, 2 or 3 oz. per square foot.

Write for complete information.



**The SISALKRAFT Co.**

205 W. WACKER DRIVE DEPT. AR CHICAGO 6, ILLINOIS



THE SIMPLEST, MOST EFFICIENT, AND EASIEST TO MAINTAIN FLUSH-O-METER ASSEMBLY—with full protection against back-siphonage and resulting water contamination.

At all leading  
Supply Houses

The American way of life is the Delany way. Cleanliness, comfort and the initiative to utilize every means to obtain them.

The picture above is indicative and combined within these beautiful and comfortable homes—the proof—a flip of a switch will heat, cool and light and in addition, every work saving device is present.

The installation of the Delany Valve and Vacuum Breaker harmonizing with all of the above completes the home. Requiring only a light finger tipping to manipulate, producing a streamline action with a speedy cycle of operation (6 seconds) obtaining a positive, clean elimination of all waste, definitely doing away with all personal annoyances. The water economy, long lasting efficiency and freedom from break-downs of the Delany Valves and Vacuum Breakers over past accepted units of domestic sanitation, earns for them a place in your plans for the fulfillment of the American way of life.


**PROGRESS  
Says "DELANY  
FLUSH VALVES"**

SINCE 1879  
**Coyne & Delany Co.**  
BROOKLYN N.Y.

FLUSH VALVES · VACUUM BREAKERS · PLUMBING SPECIALTIES

IN CANADA: THE JAMES ROBERTSON COMPANY, LIMITED • MONTREAL • TORONTO • ST. JOHN, N. E.





**Plan for SAFETY and  
EFFICIENCY in the  
ARTERIES of the building**



Every architect, building manager, realtor or home owner knows that reliable piping for plumbing and heating is the most important thing in the building. To use out-moded, rustable pipe with its old-fashioned threaded fittings to supply modern fixtures and radiators is as impracticable as it is inconsistent.

STREAMLINE Copper Pipe and Solder Fittings that cannot rust or clog is the ultra-modern piping system that bridges the gap between out-moded and modern piping lines. It is the permanently reliable conducting system that insures efficient service from up-to-the-minute fixtures and radiating units, year in and year out. With the possible exception of extremely abnormal water conditions, STREAMLINE will outlast the building in which it is installed. There will be no future repair bills.

A STREAMLINE Copper plumbing or heating piping system is the most practical to install. It combines reasonable cost with long life and efficient service. Rustable piping may afford satisfactory service for the first few years—then expense and trouble commence. Install a STREAMLINE Copper system for the postwar home or building. It will be just as good tomorrow and all the succeeding tomorrows as long as the building stands.

**STREAMLINE**  
PIPE AND FITTINGS DIVISION  
**MUELLER BRASS CO.**  
PORT HURON, MICHIGAN



**IF IT'S TO BE  
FENCED...**



Stewart Plain and Ornamental Iron Fence. ▲  
 ▲ Stewart Ornamental Iron Entrance Gates.  
 ▼ Stewart Chain Link Wire Fence for all purposes.



**TALK IT OVER  
WITH STEWART**



• Stewart Iron and Chain Link Wire Fence and Gates are made in many styles, weights and heights to meet the fencing requirements of all types of property from a small cottage to a large industrial plant. Before you specify fence, be sure to see what Stewart has to offer. Catalog 82 for Iron Fence, and catalog 83 for Chain Link Wire Fence will be sent on request.

**Stewart** IRON and WIRE FENCES

THE STEWART IRON WORKS CO., Inc.  
 1565 Stewart Block  
 CINCINNATI 1, O.  
 Experts in Metal Fabrication since 1886

What goes UP?


What goes DOWN?

to meet variations in floor levels?

...THE NEW ADJUSTABLE TOP

**Josam** **LEVELEZE**  
LEVELS EASY  
 FLOOR DRAIN

Now... where the drain has been set too high or too low... or where floor level is changed—for any reason—after the LEVELEZE drain is installed, simply raise or lower the adjustable top of the JOSAM LEVELEZE Floor Drain and presto—the new level is met, drainage is assured and the cost of adjustment is negligible. Send coupon below for literature.




SERIES 3610—with deep set tractor grate shown  
 SERIES 3510—with anti-tilting grate optional

Josam Mfg. Co., 302 Ferguson Bldg., Cleveland 14, Ohio  
 Please send me literature on new Leveleze Floor Drain

Name.....  
 Firm.....  
 Address.....  
 City..... State.....



**KIMBERLY**  
 CARBO-WELD  
 DRAWING PENCILS



**22 DEGREES**



**GENERAL PENCIL COMPANY**

67-73 FLEET STREET, JERSEY CITY 6, N. J.

**TRUE DIFFUSION**

with the New **HONEYWELL**  
 AIR DIFFUSION **REGISTER**



**SIX Important New Features!**

1. Smart new functional design
2. No streaks on walls and ceilings
3. Installation costs drastically cut
4. Balancing becomes quick one man job
5. Branch quadrants eliminated
6. Manual shut-off aids fuel saving

**MINNEAPOLIS-HONEYWELL REGULATOR CO.**

2600 FOURTH AVENUE SOUTH • MINNEAPOLIS 8, MINN.



# A UTILITY SHOWER *For The Basement*



**NOW WITH CEMENT RECEPTOR**

**In 2 sizes: 32 x 32 x 76**

**36 x 36 x 80**

White baked enamel aluminum walls. Concrete receptor or steel receptor. Chrome plated drain. Shower head. Dual shower valves. Available with glass door—or curtain rod and curtain.

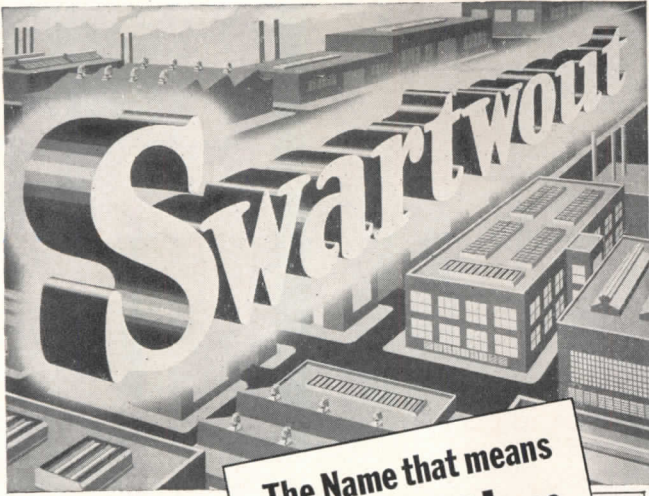
A REAL profit-getter in shower cabinets! Tiletone's Model 45 is designed for those who want a truly low cost cabinet, combining utility with lasting durability. Model 45 comes in

two sizes to fit any space requirement. Ideal for basement installation—summer cottages—clubs—farms. Wherever economy plus durability is desired, Tiletone's Model 45 meets the need.

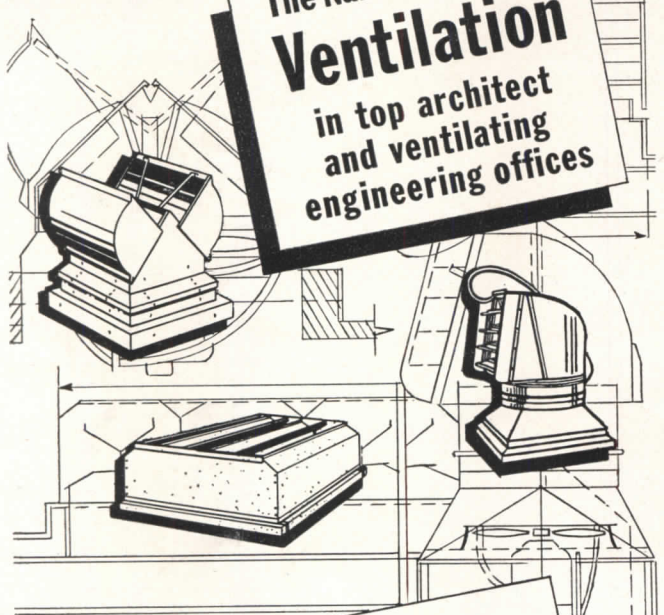
MODEL **45** TILETONE  
*Shower Cabinet*

TILETONE COMPANY • 2323 WAYNE AVENUE • CHICAGO 14, ILLINOIS





The Name that means  
**Ventilation**  
 in top architect  
 and ventilating  
 engineering offices




For more than 40 years Swartwout has been building high quality equipment for industrial and commercial roof ventilation. Sturdily constructed, carefully designed for lowest possible air flow friction, styled for most pleasing appearance without detracting from efficiency. Full cooperation with designers and engineers. Write for Bulletin 324 or refer to Sweet's Architectural File. Representatives in all principal cities. The Swartwout Co., 18639 Euclid Ave., Cleveland 12, Ohio

**Swartwout**  
*Controlled* Air Circulation  
 EQUIPMENT FOR EFFECTIVE ECONOMICAL VENTILATION OF INDUSTRIAL BUILDINGS



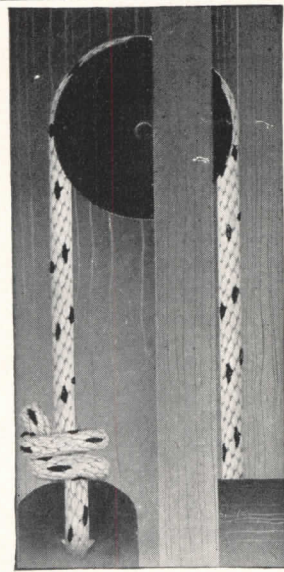
School authorities and architects, with modernization plans at hand, recognize the fitness of Halsey-Taylor Drinking Fountains for this purpose. Their distinctive features promote the utmost in hygiene and convenience! Have you our latest literature?

The Halsey W. Taylor Co.  
 Warren, O.



SA-4

**HALSEY TAYLOR**  
 Drinking Fountains



**BALANCE**  
*perfect and permanent*

The counter weight method of mechanical balance is fundamental in principle—it is permanent because the law of gravity is unchanging. Double hung windows with cord, pulley and counter weight are permanently satisfactory—require no adjustments and with Spot Sash Cord give years of trouble-proof, expense-free service.

Architects specify and builders prefer Spot Sash Cord—identified by the Colored Spots, our trade mark, Reg. U. S. Pat. Off.

**SAMSON CORDAGE WORKS—BOSTON, MASS.**



# STOP *that* WATER with FORMULA # 640

## A Clear Liquid Waterproofing for Old or New Construction

**PENETRATES** deeply—one inch or more—is not a surface treatment. Brush, spray, or float on stone, cast stone, concrete, mortar, stucco, tile, brick, plaster, wood, wall board—any absorbent material.

**WATERPROOFS**, preserves, prevents dusting of floors, surface dirt washes away in rain.

**FORMULA No. 640** is a balanced formula of seven different waxes and resins in a hydrocarbon solvent.

**ACID-ALKALI proof**—does not oxidize, unchanged by temperature.

**PERFORMANCE**—It is our opinion it will last as long as the concrete, mortar, stucco, etc., lasts.

**OIL PAINT** saponifies on cement unless sealed first with Formula No. 640.

**APPLY** to either side: **The pressure side, or opposite side**—it is equally effective.

**HYDROSTATIC PRESSURE**—A 20 foot head has been held by Formula No. 640.

**CUTS WATERPROOFING COSTS** because it applies three times as fast as paint, requires no special technique. No preparation—comes ready to apply. Eliminates necessity of furring. Concrete floors and walls need no membraning.

**KEEPS IN ALL CLIMATES** • **HARMLESS TO USE**  
**GOOD COVERAGE** • **MODERATE PRICE**

WRITE OUR ENGINEERING DEPARTMENT for office test kit, technical data, or regarding any special problem.  
J. Wilbur Haynes, Engineer

**OTHER PRODUCTS:** Formula No. 640 Toxic, combines waterproofing with termite and fungus protection; cement hardener; cement paint; floor mastic; roof coatings, etc.


### HAYNES PRODUCTS CO.

4007 FARNAM STREET • OMAHA 3, NEBRASKA



Section 9a/8

## T-23 OIL HEATING PACKAGE SET



*Automatically Yours For  
Better Temperature Control*

### GENERAL CONTROLS


801 ALLEN AVENUE GLENDALE 1, CALIF.

FACTORY BRANCHES: BIRMINGHAM (3) BOSTON (16) CHICAGO (5) CLEVELAND (15) DALLAS (2) DENVER (10) DETROIT (8) HOUSTON (2) KANSAS CITY (2) NEW YORK (17) PHILADELPHIA (40) PITTSBURGH (22) SAN FRANCISCO (7) SEATTLE (1) • DISTRIBUTORS IN PRINCIPAL CITIES

MANUFACTURERS  
OF AUTOMATIC  
PRESSURE,  
TEMPERATURE  
& FLOW CONTROLS

WRITE FOR FREE DESCRIPTIVE LITERATURE

# WARE



*Burdine's Dept. Store, Miami, Fla.*

*E. L. Robertson, Arch.*

*Abbott, Merck & Co., Engineers*

*Caldwell-Scott Contr. Co., Gen. Contr.*

*Burdine's Dept. Store, Ft. Lauderdale, Fla.*

## THESE STRIKING EXAMPLES OF MODERN STORE ARCHITECTURE INCORPORATE • WARE ALUMINUM WINDOWS •

WARE casement windows of aluminum are appearing on more and more modern buildings because they are the complete answer to the window problem. Their smart, silvery gray lines and their slender frames seem to give greater glass area and more light. In addition:


THEY ARE LIGHT IN WEIGHT YET RIGID AND ALWAYS IN ALIGNMENT

THEY ARE OF HEAVIER SECTION THAN USUAL

THEY NEED NO PAINTING

THEY ARE STORM-TIGHT (*write for remarkable tests*)

WARE LABORATORIES, Inc.  
3700 N.W. 25th St., Miami 35, Fla.  
New York Office  
21 West St. Whitehall 3-6860



# ALUMINUM WINDOWS





# HOMASOTE gets a letter

Long Branch, New Jersey  
October 22, 1947.

President  
Homasote Company  
Fernwood Road  
Trenton, New Jersey  
Dear Sir: -

I am one of 56 men who constructed and then lived in the Byrd Expedition buildings (at Little America, Antarctica for over a year in 1934-35) which were assembled from Homasote lined sections left over from the establishment of the first Little America in 1929. These sections were already the veterans of five years' storage in damp New Zealand warehouses, but were still so strong and easy to saw, fit, and assemble that we were considerably surprised. But when we had dug down to the old camp and found also that the Homasote in the original buildings was in perfect condition after one year of soaking in melted snow (1929-30) and five years under the terrific pressure of 20 feet of ice, we were completely sold. When other wallboards would have pulped, cracked or dissolved, Homasote remained firm and trustworthy insulation against blizzards and temperatures to minus 75!

I am not in the habit of using my few leisure hours to throw bouquets, I have too much to do, but I feel that merit deserves reward, so here goes - believe it or not, the above remarks are paled into obscurity by my present opinion of your fine product. When, as a technical observer, on the recently concluded Navy "Operation Highjump", I was one of the few who were privileged to dig down 12 feet to our old home 10 miles from the newest camp-site. I found the 18 year old Homasote in the walls and ceilings of the "Messhall" and "Science Lab" (the only buildings we could reach) absolutely unharmed by time, water, or cold. Hundreds of tons of ice had forced up the wood floors and pushed down the ceilings until they met in the center of the rooms, and puddles of ice everywhere evidenced the repeated freezing and thawing of the many seasons, but the walls were straight, unbuckled and scarcely stained.

Later, when our Expedition was leaving for its return to the States (February, 1947) and I had occasion to make one last run to the old camp to mark the entrances against the future, I hacked out a piece of the messhall wall to send to you for analysis. I am mailing it to you for whatever purpose you may wish to use it, and if you ever want me to convince some doubting customer of yours, just lead me to him. At least I can assure you that when at last I build the home I've been planning throughout several years of roaming the world, the insulation will emphatically be Homasote.

Yours sincerely,

*Amory H. Waite, Jr.*

Amory H. Waite, Jr.  
Radio Engineer  
BAE II 1934-35 and 1946-47

P.S. I forgot one item. When I was carrying your specimen up the rope ladder from the whaleboat to the ship, it fell out of my pack and drifted away to sea. To my amazement its generation-old waterproofing qualities were still intact for it kept floating! Another boat speared it with a boat hook an hour later and returned it to me, punctured, but still definitely useable wallboard. The hole, therefore, is a badge of honor rather than a defect.

AHW



**HOMASOTE COMPANY, Trenton 3, N. J.**



Getting 10 months  
educational gains in  
6 months by the  
**Harmon  
Technique**

## The schools you design can do it, too!

Ask for a copy of Dr. Harmon's "LIGHT ON GROWING CHILDREN," reprinted from Architectural Record. On receipt of sketches showing dimensions and details of schoolroom, specifications will be furnished according to the Harmon Technique without cost or obligation.

NATIONAL CHEMICAL & MFG. CO.  
3617 S. May Street, Chicago 9



**LUMINALL** the light-reflective  
paint for interiors

## CASSEL ARCHITECTURAL INDICATORS

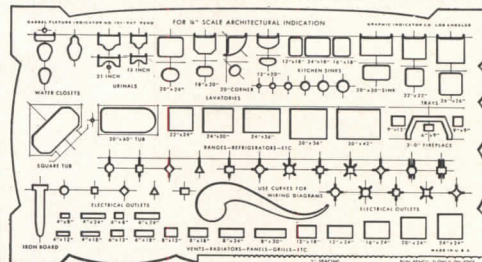
FOR 1/4" SCALE ARCHITECTURAL INDICATION

(Available soon for 1/8" Scale Drawings)

### TIME AND MONEY SAVERS FOR THE DRAFTING ROOM

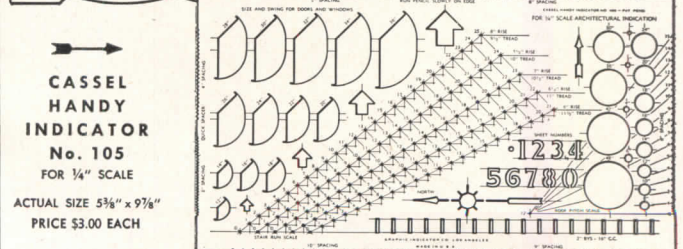
SPEED UP ARCHITECTURAL DRAFTING with the Cassel Indicators, the only practical method of standard indication on the market that will pay its cost on a single job.

FOR QUICK AND ACCURATE INDICATIONS OF MORE THAN 200 COMBINED USES



**CASSEL  
FIXTURE  
INDICATOR  
No. 101  
FOR 1/4" SCALE**

ACTUAL SIZE 5 3/8" x 9 3/8"  
PRICE \$3.00 EACH



**CASSEL  
HANDY  
INDICATOR  
No. 105  
FOR 1/4" SCALE**

ACTUAL SIZE 5 3/8" x 9 3/8"  
PRICE \$3.00 EACH

MADE OF TOUGH TRANSLUCENT VINYLITE THAT STAYS FLAT WITH A NO-GLARE AND NON-SLIP SURFACE

ACCURATELY MADE TO SCALE FOR PROFESSIONAL USE

The Cassel Architectural Indicators, designed by Architects, are made to conform to

### ARCHITECTURAL GRAPHIC STANDARDS

ORDER FROM YOUR DEALER TODAY—or direct from us, postpaid, by enclosing \$3.00 each. Money refunded if claims herein are not fulfilled. (Add 2 1/2% State Tax if delivered in California.)

GRAPHIC INDICATOR COMPANY, Dept. B  
1154 SOUTH WESTERN AVE. • LOS ANGELES 6, CALIF.



# HOLLOW METAL

5 ACRES OF ONE-FLOOR FACTORY designed for straight line, efficient production




*As specialists in the fabrication of bronze, aluminum, steel and stainless steel, we offer our services wherever hollow metal doors, interior trim, elevator enclosures, cold rolled mouldings and metal specialties are required.*

**JAMESTOWN METAL CORPORATION**  
104 Blackstone Avenue Jamestown, N. Y.

**What's new in Modine Unit Heating:**

**Fresh Air as You like it...  
Cool Today or Warm Tomorrow!**



**S**AFEGUARD health and comfort with clean fresh air, which can be easily and inexpensively introduced into a room, heated and distributed by a Modine Unit Heater as shown above. Temperature may be thermostatically controlled. In spring and summer months, by operating only unit heater fans, you can provide well-planned, cooling air circulation throughout an entire factory or store. Look for your Modine representative in the "Where-to-Buy-it" section of your phone book, or write for information.  
**MODINE MFG. CO., 1510 Dekoven St., Racine, Wis.**

**Good Mass Feeding Layouts  
REQUIRE**



**LOWERATOR® DISPENSERS**

**STORAGE AND AUTOMATIC DISPENSING  
UNITS FOR CHINA, GLASSES, TRAYS**

SAVE SPACE • SPEED SERVICE • REDUCE BREAKAGE  
COMBINE SANITARY STORAGE WITH AUTOMATIC DISPENSING


## CYLINDRICAL TYPE

Several dishes above counter top for immediate use. They are kept in position by three chromium-plated posts. Lift top plate, another automatically moves up to take its place. To refill, plates are easily lowered from the top.

Balance of the plates, 5 to 7 dozen, are safely stored and kept clean and sanitary in the *under-counter* space.

Stainless steel tube or frame construction contains the spring mechanism and holds the dishes in position.

The spring depresses or expands in direct ratio to the weight put on it or taken off. The calibration of the spring keeps the top plate at the same convenient counter-level, no matter how many plates are in the dispenser.




## CHASSIS TYPE

As the filled wire baskets come from the washing machine, they are simply lowered into the dispenser without rehandling the cups or glasses. Valuable time is saved. The top basket is always at counter-level. As top basket is emptied and removed, another automatically moves up to take its place.

128 to 200 cups or glasses are stored in the *under-counter* space. They are protected from chipping, breakage and personal contact yet each is ready for quick, effortless dispensing at counter-level when needed.

The springs expand or contract as the baskets are placed into or removed from the dispenser. The calibrated springs keep the top basket at the same level, no matter how many are in the dispenser.



*There are many types of AMF Lowerator Dispensers... Floor and In-Counter types... heated and refrigerated units.*

*Write for complete specifications and catalog TA-264.*



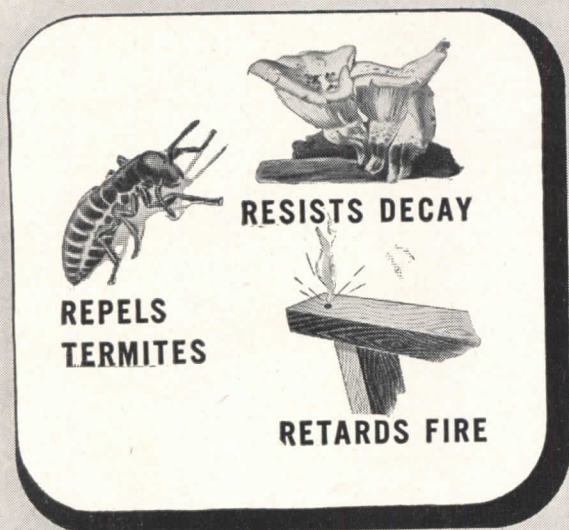
**LOWERATOR Dispensers**  
**AMERICAN MACHINE & FOUNDRY CO.**

485 FIFTH AVE., NEW YORK 17, N. Y.

Western Representatives — Dohrmann Hotel Supply Co.



## 3-Way Protection for the buildings you design



...with "CZC"-treated wood

You can give the buildings you design additional long life by including "CZC"-treated wood in your plans. Wood that has been pressure-impregnated with "CZC" resists decay, repels termites, and is resistant to fire.

"CZC"-treated wood is paintable, odorless, clean and safe to handle. It has all the advantages of untreated wood, plus these other life-extending features.

Wherever "CZC"-treated wood is used, maintenance costs are lower, safety is greater. Your clients will find that Du Pont Chromated Zinc Chloride pays for itself many times.

For additional information on this wood preservative that makes wood last longer, write E. I. du Pont de Nemours & Co. (Inc.), Grasselli Chemicals Department, Wilmington 98, Delaware.

## DU PONT CZC

Chromated Zinc Chloride


MAKES WOOD RESIST DECAY • REPEL TERMITES • RETARD FIRE



BETTER THINGS FOR BETTER LIVING  
... THROUGH CHEMISTRY

## LONE STAR CEMENTS

COVER EVERY  
CONSTRUCTION NEED



### LONE STAR PORTLAND CEMENT

for concrete of outstanding quality in all types of construction

### 'INCOR' 24-HOUR CEMENT

America's FIRST high early strength Portland Cement—saves time, cuts costs

### LONE STAR MASONRY CEMENT

The modern masonry cement, for really great job performance

\*Reg. U. S. Pat. Off.

## LONE STAR CEMENT CORPORATION

Offices: Albany • Birmingham • Boston • Chicago • Dallas • Houston  
Indianapolis • Jackson, Miss. • Kansas City, Mo. • New Orleans • New York  
Norfolk • Philadelphia • St. Louis • Washington, D. C.

for permanence • beauty • satisfaction  
*specify...*



Available from stock in 7 popular sizes... To fit any cabinet — or as a complete unit... Custom built in any size, shape or arrangement... No. 18 Gauge Stainless Steel — satin finish for lasting beauty and easier cleaning... Seamless — one-piece bonded construction — no overlapping or soldered edges... Guaranteed to outlast any home or building.

1948 Sweet's Architectural File — 23/a6

ELKAY MANUFACTURING CO.  
1870 S. 54th AVENUE • CHICAGO 50, ILLINOIS  
Pioneer manufacturer of Stainless Steel Sinks — Est. 1920



Bird pioneered and continues to lead in the development of modern asphalt roofing. There is a Bird roof designed for your needs. Available in a wide range of distinctive types, colors and designs . . . see them today.

**BIRD & SON, inc.**  
EST. 1795

East Walpole, Mass. - New York - Shreveport, La. - Chicago



*Lockwood*

**IDENTIFIES QUALITY  
IN BUILDERS' HARDWARE**

LOCKWOOD identifies its Builders' Hardware with this famous Trade Mark. You will find it on cylinder locks and keys, on mortise locks, on door closers . . . a symbol of enduring quality since 1882.

To the Architect the name LOCKWOOD also signifies a line of Builders' Hardware embracing all requirements, characterized by steady advancement in feature and design . . . and a company that never hesitates to give full and prompt co-operation.

We aim to keep it that way.

R-1

**LOCKWOOD HARDWARE MFG. COMPANY**

Division of Independent Lock Company

**Fitchburg • Massachusetts**




*How* **FEDDERS**  
**UNIT HEATERS**  
*are Built to*  
*Give* **SERVICE**

*Look in  
Classified  
Telephone  
Directory  
or write  
for Catalog*

● LOOK at the Fedders unit heater cabinet and you will find:

- Die-formed sections for strength and rigidity
- Electrically welded mono-piece simplicity
- Handsome design and morocco-like finish suitable for both commercial and industrial installations

Fedders cabinets provide a rugged support protecting heating element against piping strains.



**FEDDERS-QUIGAN**

CORPORATION

BUFFALO 7

NEW YORK



*Suntile* offers you both

- BETTER TILE
- BETTER INSTALLATION

For better tile—better installation, let us send you the name of an Authorized Suntile Dealer. He can show you real clay Suntile in 16 wall colors. Also impervious unglazed ceramic mosaic Suntile in 15 colors—and Suntile Camargos in 10 colors—in modular sizes. See Sweet's Catalog for complete details.

COLOR BALANCED

**Suntile**

... Bright with color  
 ..... Right for life



The  
 Cambridge Tile  
 Manufacturing Co.  
 CINCINNATI 15  
 OHIO



Naval Hospital at Houston  
 ARCHITECTS—Messrs Finn, Cummings & Taylor  
 Every Hospital Should Have CUTLER  
 MAIL CHUTES. This One Has Three

ESTABLISHED 1883


**Cutler Mail Chute Co**

ROCHESTER 7, N.Y.

**LET ELECTRIC WATER COOLERS DO**

*Double Duty...*

**HAWS** Electric Water Coolers give double duty when installed with one or more **HAWS** Sanitary Drinking Fountains connected to serve adjacent rooms. Large capacity cooling units provide an ample supply of cooled water.



Model HT-10 Electric Water Cooler  
 Model 7A Vitreous China Wall Fountain




**HAWS** ELECTRIC  
 WATER COOLERS  
 SANITARY DRINKING  
 FOUNTAINS

WRITE FOR LITERATURE

**HAWS DRINKING FAUCET CO.**  
 1441 FOURTH STREET (Since 1909) BERKELEY 2, CALIFORNIA  
 Agents and Sales Representatives in All Principal Cities

**METAL FOR STORE FRONTS  
 FULLY EXTRUDED  
 ALUMILITED ALUMINUM**

**Matcor**



SEE OUR  
 CATALOG IN  
 SWEET'S

20  
 5

FOR DETAILS WRITE


**Matcor** STORE  
 FRONTS  
 PROVIDENCE 9  
 RHODE ISLAND



# What's Your Heating Problem?


## If it's RADIANT HEATING

Burnham has the answer in BASE-RAY\* Radiant Baseboards — radiant heating at its best.




## If it's EFFICIENT RADIATORS

Burnham has the answer in its Modern Space Saving Slenderized and Radiant Radiators.



## If it's FUEL-SAVING BOILERS

Burnham has the answer in its full line of efficient Boilers for Coal, Oil, Gas and Stoker firing.



Send for FREE Catalog No. 80

\*Reg. U.S. Pat. Off.


**Burnham Corporation**

  
 "PIONEERS OF RADIANT BASEBOARD HEATING"
   
 Irvington, N.Y.

**SO WE MADE 3 GYMS in ONE!**

**HORN FOLDING PARTITIONS**  
**HORN FOLDING BLEACHERS**

FOR COMPLETE INFORMATION WRITE


**HORN BROTHERS CO.**  
 FORT DODGE, IOWA  
 ESTABLISHED 1909

# SPECIFY - GREASE TRAPS

with truly tested designs for dependable Performance...



**PATENTED DESIGN**



**NO MOVING PARTS**

**NO PARTS TO REPLACE**

When you specify MURCO Grease Traps you can do so with the knowledge that MURCO Grease Traps, because of their design and construction, offer your clients the ultimate in performance. MURCO has proven its efficiency and all claims made for it during years of actual use in all types of commercial, public, and institution installations.

MURCO is the original grease trap with a high efficiency rating... rated on the basis of rigid tests made by independent laboratories, not our factory tests. In MURCO Grease Traps are certain exclusive features fully protected by

**EASY TO INSTALL**

**EASY TO CLEAN**

patents... features that contribute to their high efficiency and dependable performance. The patented design vent prevents the contents of the trap being siphoned into the sewer, and permits escape of accumulated gases from the trap. The patented design and construction of baffles eliminate turbulence in the trap.

MURCO Grease Traps are easy to install to meet any sewer and wasteline conditions, either above the floor, level with the floor or below the floor. They require no cold water connections. They have no moving parts... simplicity of design throughout... nothing to get out of order... no parts to replace or maintain... easy to keep clean. Once installed they will render efficient service indefinitely.

**D. J. MURRAY MANUFACTURING CO.**  
 WAUSAU REPRESENTED WISCONSIN  
 BY

A. H. Baker & Sons Company  
 20 E. Front Street  
 Media, Pennsylvania

E. B. Freeman  
 111 Summer Street  
 Boston 10, Massachusetts

M. M. Bayard  
 P. O. Box 2389  
 Sarasota, Florida

E. A. Oliver  
 756 N. Milwaukee Street  
 Milwaukee 2, Wisconsin

George Berger  
 1027 Walton Avenue  
 New York 52, N. Y.

Philip Rosenthal  
 2251 Twenty-sixth Street  
 Santa Monica, California

James S. Blackmore  
 2601 East Helen Street  
 Tucson, Arizona

Sid Schultze Co.  
 514 W. Main Street  
 Louisville 2, Kentucky

Jack C. Burns  
 25 West Highland Drive  
 Seattle 99, Washington

The Schutze Sales Co.  
 1999 North Snelling Avenue  
 St. Paul 8, Minnesota

Wm. O'Neil, Jr., 1209 W. Sherwin Ave., Chicago 26, Illinois

WRITE FOR COMPLETE CATALOG—OR ASK OUR NEAREST REPRESENTATIVE FOR ADDITIONAL INFORMATION






## NEW BOOKLET SHOWS HOW TO ELIMINATE LOADING DOCKS

Write now for new Rotary Catalog RE-202. It shows how to cross loading docks and ramps off your plans by specifying Levelator Lifts for modern buildings. Floors can be poured on grade instead of at railway car or truck bed height. You can streamline building designs. Levelators lift loads by dependable oil hydraulic power. Installation simple and inexpensive.

ROTARY LIFT CO., 1101 Kentucky, Memphis 2, Tenn.




**Rotary LEVELATOR\* LIFTS**

\*Reg. U. S. Pat. Ofc.

## "Century" Notes:

Published in the interests of better lighting

**you draw attention . . .**




to your own talent for selecting modern store equipment that does the most effective lighting job of all. Veteran Century engineers have perfected this versatile lighting unit which provides **low contrast brightness** with adequate **circulation** or utility lighting; plus clear general sales lighting plus overall tie-in lighting. It will profit you to specify **Century** wherever lighting fixtures are indicated on your blueprints. Cat. No. F-11 Two Lamp Flush Troffer Unit. 40-W Fluorescent Lamps. Low brightness cross louvers and special Alzak reflectors give an even illumination and a 45° cut off. Price: \$49.50

*Century Lighting Inc.*

419 West 55th Street, New York 626 N. Robertson Blvd., Los Angeles

## WING *Revolving* UNIT HEATERS



### Only Revolving Discharge Gives the Ultimate in Uniform, Healthful Plant Heating

The Wing Revolving Unit Heater differs from every other unit heater on the market in its unique method of distributing the heated air. Instead of projecting the air in one or more streams in fixed directions, the slowly revolving discharge outlets of the Wing Revolving Heater distribute the heated air in constantly changing directions, covering the working area completely, uniformly and with a healthful, refreshing effect.

Write for a copy of Bulletin HR-5

L. J. WING MFG. CO.  
151 West 14th Street  
New York 11, N. Y.

WING PIONEERED AND DEVELOPED THE OVERHEAD VERTICAL DOWNWARD DISCHARGE UNIT HEATER

## Available Now!

**CHENEY FLASHING**

*3-Way Bond*

16 OZ. COPPER

**CHENEY FLASHING REGLET**

16 OZ. COPPER

**CHENEY FLASHING** is again being made by the original inventor who pioneered the art of thru-wall flashing eighteen years ago.

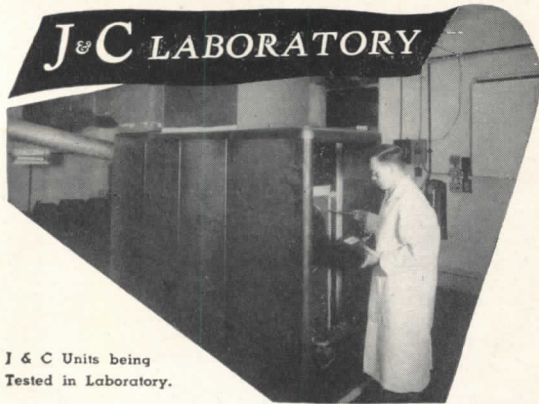
No thru-wall flashing can operate successfully unless it has the two very important features that are found in **CHENEY FLASHING**—proven weep-hole drainage and the three-way bond, vertical as well as longitudinal and lateral.

Remember, the inferior two-way flashings, crimped copper and membranes, have neither the vertical bond nor do they drain moisture from the wall fast enough. Furthermore, their first cost advantage has disappeared because today Cheney Flashing is no longer a specialty—it's a standard commodity.

WRITE FOR DESCRIPTIVE FOLDER Dept. R

**CHENEY FLASHING CO. Trenton, N.J.**





J & C Units being Tested in Laboratory.



## PROVES PERFORMANCE

**PRECISE MEASUREMENT . . .** Of exact static pressure drop across each J & C unit and proper blower size for each J & C Model.

**EXHAUSTIVE TESTS . . .** of J & C units provide installation engineers with the data needed for correct installations.

**ONLY IN THE LABORATORY . . .** may technicians definitely establish:


- Correct Pressure Loss Measurements
- Proper Temperature Rise
- Accurate Flue Gas analysis
- Known Heat Transfer

**NO GUESSWORK . . .** The J & C laboratory, working for you, permits accurate installations because performance capabilities are precisely determined.

### THE COMPLETE LINE . . . COMPLETELY PROVEN

J & C, America's largest and most complete Warm Air Heating Line, offers over 100 types and sizes with outputs from 3,800,000 down to 100,000 Btu in the Famous Tubular Series . . . other models down to 52,500 Btu. Exact engineering plus endless testing provide the J & C features that give you an "edge" when you specify or install J & C.

A PRODUCT OF  
**JACKSON & CHURCH COMPANY, SAGINAW, MICHIGAN**



USE this treasury of authoritative planning data

Architectural Record's monumental 10-year collection of

## "Time-Saver Standards"

- the manual of essential architectural data on: Architectural Design; Engineering Data; Materials Technology; Building practice.
- 277 complete "Time-Saver Standards," as selected month by month from the *masterworks* of the nation's leading architects and engineers.
- 656-page encyclopedic volume with
  - 1,000 illustrations
  - a 4-page Classified Table of Contents
  - a 12-page Master Index of 1,700 subjects!

**SAVE TIME  
SAVE MONEY**


... designing  
... drafting  
... specification writing

**START NOW** ▶

ARCHITECTURAL RECORD BOOK DEPARTMENT  
119 West 40th Street, New York 18, N. Y.

Enter my order for . . . . . copies of the 656-page "Time-Saver Standards" at \$12.00 a copy. I inclose \$ . . . . . (For New York City delivery add 24c for sales tax — \$12.24 in all.)

Name \_\_\_\_\_  
Address \_\_\_\_\_  
City \_\_\_\_\_ Zone \_\_\_\_\_ State \_\_\_\_\_



Insulation on pipes, ducts and boilers must be protected by lagging material. But you need no longer spend the time or the money to have this material sewn . . . not when Arabol Lagging Adhesive is used.

This adhesive holds the canvas, asbestos, fibreglas or other covering firmly in place; dries in 4 to 6 hours; leaves a sized finish. The lagging material is neat-looking and fully protected—without the use of paint. (You can always add one coat for appearance, if you so desire.)

Maintenance is simplified—grease, oil, soot and dirt wash off easily. And the adhesive is vermin-proof . . . fire-retardant, too.

Arabol Lagging Adhesive has successfully passed rigorous tests by independent laboratories. The results show that it retains its adhesive powers despite exposure to extreme temperatures, to immersion in water, and to live steam.

Write us today for detailed facts and figures. Don't place open specifications on lagging work — insist on Arabol Lagging Adhesive. You can depend on it to fill your most exacting requirements for both utility and appearance. Also, ask about our cork cement for adhering cork to cork on refrigerator lines.

## THE ARABOL MANUFACTURING CO.

Executive Offices: 110 East 42nd St., New York 17, N. Y.  
CHICAGO 50, 1835 S. 54th Ave. SAN FRANCISCO 3, 1950 16th St.  
LOS ANGELES 11, 2262 E. 37th St. ST. LOUIS 4, 2500 Texas Ave.

Branches in Principal Cities

Factories in Brooklyn, Cicero, San Francisco, Los Angeles, St. Louis



Adhesives? . . . **ARABOL!**



# INDEX TO ADVERTISEMENTS

**MANUFACTURERS' PRE-FILED CATALOGS**  
 Symbols "a", "b", and "e" indicate that catalogs of firms so marked are available in Sweet's Files as follows:  
 a—Sweet's File, Architectural, 1948  
 b—Sweet's File for Builders, 1948  
 e—Sweet's File, Engineering, 1948

abe Adam, Frank, Electric Co.....	19	General Pencil Co.....	208	abe Owens-Illinois Glass Co.....	68
Aerofin Corp.....	38	a General Portland Cement Co.....	157	Ozalid Products Division.....	1
a Alberene Stone Corp. of Virginia.....	186	a Georgia Marble Company.....	14	ab Parker, Charles Company.....	170
ae American Abrasive Metals Co.....	195	Graphic Indicator Company.....	212	a Petroleum Heat & Power Company.....	24
a American Air Filter Co., Inc.....	64	e Grasselli Chemicals Department.....	214	abe Pittsburgh Plate Glass Co.....	49-201
a American Brass Company.....	27	Green Mfg. Co.....	192	a Powers Regulator Company.....	192
ae American Flange & Mfg. Co., Inc.....	63	Haws Drinking Faucet Co.....	216	ab Pryne & Co., Inc.....	186
American Machine & Foundry Co.....	213	a Haynes Products Company.....	211	abe Revere Copper & Brass Inc.....	56
abe American Structural Products Company.....	68	ae Hazard Insulated Wire Works Division.....	60	ab Reynolds Metals Company.....	43-175
a American Tile & Rubber Co.....	174	ae Hendrick Mfg. Co.....	206	ab Richmond Radiator Company.....	43
American Trucking Associations.....	72	a Herring-Hall Marvin Safe Co.....	47	ae Robertson, H. H. Company.....	77
a Anaconda Copper Mining Co.....	27	a Hillyard Sales Co.....	205	a Roddis Lumber & Veneer Co.....	74
Anthracite Institute.....	197	a Hoffman Specialty Company.....	21	a Rotary Lift Co.....	218
Arabol Mfg. Co.....	219	b Homasote Company.....	212	ae Ruberoid Co.....	86
ae Armstrong Cork Company.....	58-59	a Horn Brothers Co.....	217	Salter, H. B., Mfg. Co.....	69
a Arrow-Hart & Hegeman Electric Co.....	50	a Hotel Cleveland.....	188	a Samson Cordage Works.....	210
a Asbestone Corp.....	12	a Imperial Brass Mfg. Co.....	6	a Sanymetal Products Co., Inc.....	71
ab Barber-Colman Company.....	172	ab Independent Lock Co.....	215	Sarcotherm Controls, Inc.....	51
a Bethlehem Steel Company.....	42	a Infra Insulation, Inc.....	200	a Seaportel Porcelain Metals, Inc.....	198
b Bird & Son, Inc.....	215	ab Insulite Division.....	29	ab Servel, Inc.....	40-41
a Blank, Frederic, & Co., Inc.....	171	International Nickel Co., Inc.....	221	ab Sisalkraft Co.....	206
Blodgett, G. S., Co., Inc.....	164	a Jackson & Church Co.....	219	a Sloan Valve Company.....	4th Cover
Books.....	190-219	a Jamestown Metal Corp.....	213	a Smith, H. B., Inc.....	152
a Bradley Washfountain Co.....	178	ae Johns-Manville.....	48	a Speakman Company.....	44
Brass & Bronze Ingot Institute.....	39	Jones Metal Products Co.....	206	ae Stanley Works.....	25
Briggs Manufacturing Co.....	62	ae Josam Mfg. Co.....	208	Steel Boiler Institute, Inc.....	55
ab Bruce, E. L., Co.....	45	ae Keasbey & Mattison Co.....	54	ae Stewart Iron Works Co., Inc.....	208
Burnham Corporation.....	217	L.C.N. Door Closers.....	169	Straus, Nathan-Duparquet, Inc.....	204
ae Burt Mfg. Co.....	158	e Laclede Steel Co.....	182	ae Streamline Pipe & Fittings Division.....	207
Byers, A. M., Co.....	4	Lally Column Company.....	202	a Superior Fireplace Company.....	194
ab Cabot, Samuel, Inc.....	194	ab Libbey-Owens-Ford Glass Co.....	78	ab Surface Combustion Corp.....	177
California Recruitment Section.....	204	ab Lockwood Hardware Mfg. Co.....	215	a Swartwout Company.....	210
a Cambridge Tile Mfg. Co.....	216	Lone Star Cement Corp.....	214	a Swedish Crucible Steel Company.....	67
a Carrier Corporation.....	181	ab Louisville Cement Co.....	85	ae Taylor, Halsey W. Co.....	210
Case, W. A. & Son Mfg. Co.....	3rd Cover	a Macomber Incorporated.....	160	ae Taylor Mfg. Co.....	162
a Ceco Steel Products Corp.....	81	ae Mahon, R. C., Co.....	15	ab Thrush, H. A. Company.....	203
abe Celotex Corporation.....	151	a Maple Flooring Manufacturers Assn.....	159	a Tile Council of America.....	33-36
a Century Lighting, Inc.....	218	a Martin-Parry Corp.....	31	a Tiletone Company.....	209
a Chase Brass & Copper Co.....	79	a Medusa Portland Cement Co.....	173	Timber Engineering Company.....	205
a Cheney Flashing Co.....	218	Mesker, Geo. L. Steel Corp.....	20	Touch-plate Distributors, Inc.....	190
ab Clayton & Lambert Mfg. Co.....	184	a Metal Tile Products Co., Inc.....	166	a Trinity Portland Cement Division.....	157
Cole Valve Co.....	9	Michaels Art Bronze Co.....	18	ae Trumbull Electric Mfg. Co.....	13
ae Cork Insulation Co.....	17	Miller Company.....	11	Union Carbide & Carbon Corp.....	156
Connor, W. B. Engineering Corp.....	198	ab Minneapolis-Honeywell Regulator Co.....	208	a United States Gypsum Co.....	163
Corning Glass Works.....	2-3	ab Minnesota & Ontario Paper Co.....	29	ab United States Plywood Corp.....	83
ab Coyne & Delany Co.....	206	abe Modine Mfg. Co.....	213	United States Rubber Company.....	199
b Crane Co.....	161	Monroe, Lederer & Taussig, Inc.....	202	ae United States Steel Corp. Subsidiaries.....	66-222
a Curtis Companies Service Bureau.....	53	ab Mueller Brass Co.....	207	a Universal Atlas Cement Company.....	222
a Cutler Mail Chute Co.....	216	Murray, D. J. Mfg. Co.....	217	a Universal Corporation.....	189
ae Day-Brite Lighting, Inc.....	154	ab Natcor Store Fronts.....	216	ab Upson Company.....	80
abe Detroit Steel Products Company.....	57	National Adequate Wiring Bureau.....	179	a Van Range, John Co.....	168
ae Dravo Corporation.....	16	ab National Chemical & Mfg. Co.....	212	a Vonnegut Hardware Co.....	76
ae Dunham, C. A. Co.....	200	ae National Gypsum Company.....	187	ae Wakefield, F. W. Brass Co.....	65
ae Du Pont, E. I. De Nemours & Co.....	214	ab National Oak Flooring Mfrs. Assn.....	30	ae Walker Brothers.....	84
Electric Storage Battery Co.....	193	a National Radiator Company.....	167	Ware Laboratories Inc.....	211
Electro Metallurgical Co.....	156	National Tube Company.....	66	a Webster, Warren & Co.....	188
a Elkay Mfg. Co.....	214	Nesbitt, John J., Inc.....	165	ae Wing, L. J. Mfg. Co.....	218
a Ellison Bronze Co.....	176	ae Norton Company.....	82	a Wood Conversion Company.....	37
Employment Opportunities.....	204	Ohio Chemical & Mfg. Co.....	183	a Worthington Pump & Machinery Corp.....	61
a Erie Enameling Company.....	180	Ohio Hydrate & Supply Co.....	196	ae York Corporation.....	70
Faber, A. W.—Castell Pencil Co., Inc.....	73	ae Okonite Company.....	60	a Zonolite Company.....	185
ae Facing Tile Institute.....	52	ae Otis Elevator Company.....	22-23		
Fedders-Quigan Corp.....	215				
a Fir Door Institute.....	32				
a Fitzgibbons Boiler Co.....	202				
abe Flintkote Company.....	2nd Cover				
ae Flynn, Michael Mfg. Co.....	8				
Frick Co.....	196				
ae Frink Corporation.....	46				
General Aniline & Film Corp.....	1				
General Controls.....	211				
abe General Electric Co.—Air Conditioning.....	191				
ae General Electric Co.—Wiring.....	75				

NEW YORK—H. Judd Payne, Publishing Director; Robert F. Marshall, Business Manager; Tom Tredwell, Advertising Mgr.; Benton B. Orwig, Creative Service Manager; M. A. Murphy, Advertising Production Manager, 119 West 40th Street; BOSTON—Harry M. Horn, Jr., 855 Park Square Bldg.; CHICAGO—C. B. Riemersma, Robert T. Franden, John M. Cogan, 700 Merchandise Mart; CLEVELAND—John C. Jackson, 321 Hanna Bldg.; LOS ANGELES—Bob Weltstein, Room 816, 816 West 5th St.; PHILADELPHIA—Tom Tredwell, 1321 Arch St.; PORTLAND—Bob Weltstein, 3325 N. E. Maywood Court; SAN FRANCISCO—Bob Weltstein, 1003 TWA Bldg., 240 Stockton St.; SEATTLE—Bob Weltstein, Seaboard Bldg.



# Practical **TIE WIRE** Specification . . .

... calls for a high-strength, corrosion-resistant material that brings extra safety to your construction plans



**PLIABLE AND EASY-HANDLING.** Monel Tie Wire is solid, ductile. Has no coating that flakes off when bent. Twists to a snug fit without breaking.



**PUT ON THE PLASTER!** Note the Monel Tie Wires holding this steel screening in place. Monel resists corrosion by alkalis and salts in plaster, lime and other building materials.

There's a new 28-story office building going up in Boston for the John Hancock Mutual Life Insurance Company.

Fireproof, of course. And its steel framework is protected against even a raging blaze. Here's what the architects, Cram and Ferguson, did:

They specified expanded steel lathing and metal furring as a sheathing for each beam, girder and column. This sheathing serves a double purpose. It provides a base for the fireproof plaster applied to walls and suspended ceilings. Then—in case of fire—these walls and ceilings will protect the framework from heat and flame for as much as 4 or 5 hours—usually time enough to bring the most stubborn fire under control.

Now walls and ceilings have been known to collapse when their tie wire corroded and failed. Naturally, Cram and Ferguson wanted to be sure the John Hancock building's fireproofing would stay in place.

So they specified Monel\* Tie Wire, in accordance with their established practice. Dillaby Fireproofing Company of Boston

followed through on this specification. An alloy of nickel and copper, Monel will never weaken through rust. It is uncoated; it does not chip or peel when bent. Monel Tie Wire resists corrosion by lime, cement, plaster and atmospheric gases.

The high ductility and full flexibility of Monel permits easy threading and tight twisting. Its high tensile strength (approximately 66,500 psi) eliminates double looping and close spacing. That means quicker, economical installations. And safer installation, too.

Monel Tie Wire is unsurpassed for securing metal or fabric lath to furring bars, channels or studs. It makes an excellent permanent fastening for ridge and roof tiles, and for brick and concrete masonry anchors.

Suggested specifications for all the common uses of Monel Tie Wire are contained in our illustrated folder, **MONEL TIE WIRE**. For a copy of this helpful "file-size" reference bulletin, fill out and mail the convenient coupon below.

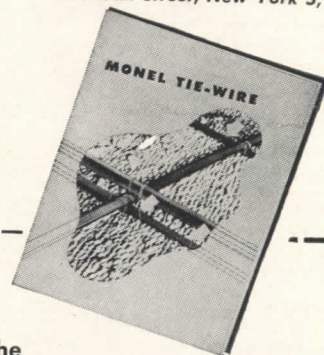
\*Reg. U. S. Pat. Off.

**THE INTERNATIONAL NICKEL COMPANY, INC.**  
67 Wall Street, New York 5, N. Y.

EMBLEM OF SERVICE



## Monel...for extra safety



The  
**INTERNATIONAL NICKEL**  
Company, Inc.  
67 Wall Street,  
New York 5, N. Y.

The extra advantages of Monel Tie Wire sound worthwhile. Please send me a copy of your specification folder.

Name

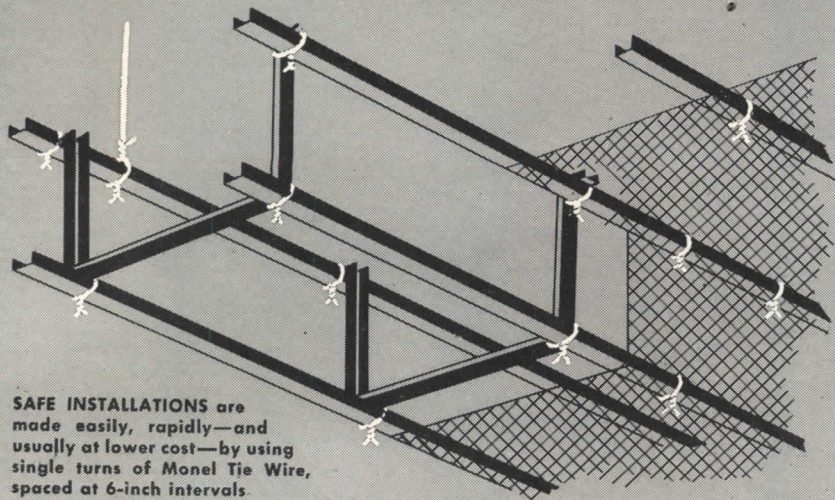
Firm

Address

City

Zone  State  A.R. 7-48

### APPLICATION OF MONEL TIE WIRE TO A SUSPENDED CEILING



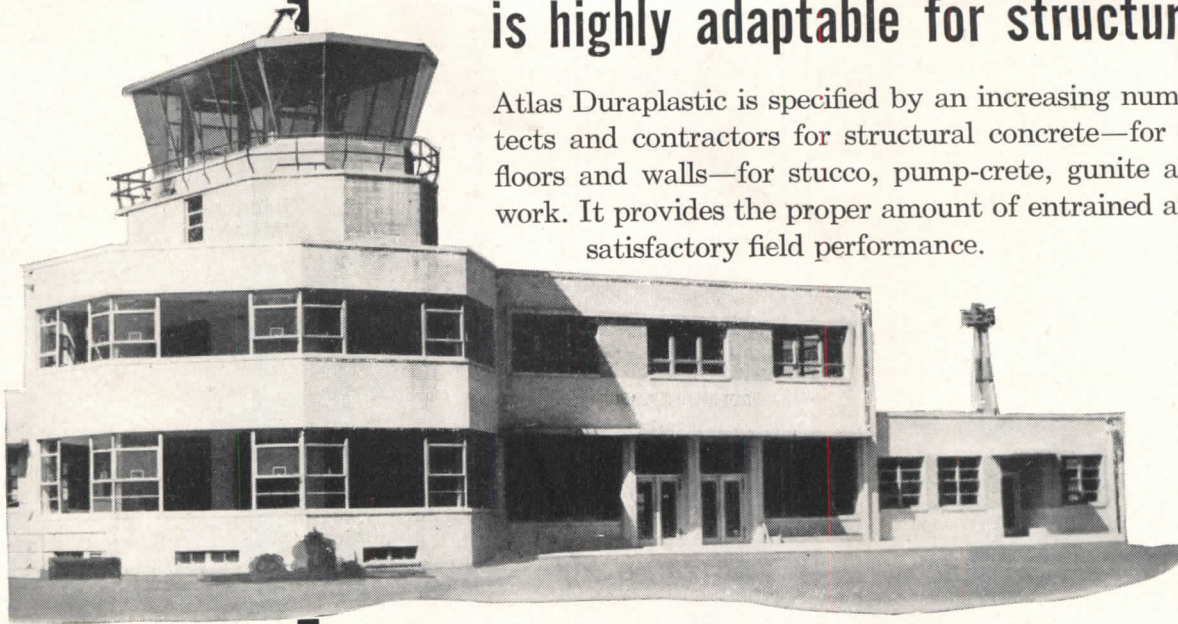
**SAFE INSTALLATIONS** are made easily, rapidly—and usually at lower cost—by using single turns of Monel Tie Wire, spaced at 6-inch intervals.



# DURAPLASTIC

is highly adaptable for structural work

Atlas Duraplastic is specified by an increasing number of architects and contractors for structural concrete—for foundations, floors and walls—for stucco, pump-crete, gunite and slip-form work. It provides the proper amount of entrained air needed for satisfactory field performance.





## Calls for no additional materials

No unusual changes in procedure are required—merely the same care and good workmanship regularly employed. Concrete made with Atlas Duraplastic is easier to place and finish because it's more plastic and workable . . . more cohesive and more uniform.

## And is more durable

Duraplastic requires less mixing water for a given slump. It minimizes segregation and bleeding or water-gain; tends to reduce manipulation scale; fortifies the concrete against freezing and thawing weather.

Atlas Duraplastic cement sells at the same price as regular cement and complies with ASTM and Federal specifications. Send for further information. Write to Universal Atlas Cement Company (United States Steel Corporation Subsidiary), Chrysler Building, New York 17, New York.



OFFICES: Albany, Birmingham, Boston, Chicago, Cleveland, Dayton, Des Moines, Duluth, Kansas City, Minneapolis, New York, Philadelphia, Pittsburgh, St. Louis, Waco.

AR-D-67

# ATLAS DURAPLASTIC

AIR-ENTRAINING PORTLAND CEMENT

MAKES BETTER CONCRETE AT NO EXTRA COST

TRADE MARK REG.  
U. A. C. CO.



"THE THEATRE GUILD ON THE AIR"—Sponsored by U. S. Steel Subsidiaries—Sunday Evenings—September to June—ABC Network