


# Utmost Structural Stability and Fire-Safety

## IN HOUSTON'S PALATIAL NEW HOTEL



**N**ATIONWIDE interest in The Shamrock, largest hotel built since the war, naturally dwells on deluxe decor and distinguished service. But the structure itself is as sound of heart and sinew as modern building methods can make it: Strong, durable concrete throughout... fireproof of itself... *quality* concrete, every cubic yard, with mixes carefully designed to produce the full potential of strength and durability provided by cement itself of highest quality. As in New York's Waldorf-Astoria, Lone Star Cement was used exclusively in The Shamrock—a total of 50,000 bbls.

Lone Star Cements meet every construction need: LONE STAR PORTLAND CEMENT, for outstanding performance in all types of construction... 'INCOR'\* 24-HOUR CEMENT, where dependable high early strength cuts time, form and winter costs... LONE STAR AIR-ENTRAINING CEMENT for highway work and many other uses... LONE STAR MASONRY CEMENT for quality masonry. There is added assurance in the unvarying quality of Lone Star Cements.

\*Reg. U. S. Pat. Off.

**THE SHAMROCK . . . . .**GLENN MCCARTHY, Owner  
 Architect-Engineer: **WYATT C. HEDRICK**  
 Construction Managers:  
**STONE & WEBSTER ENGINEERING CORP.**  
 Contractors:  
 Foundation: **R. P. FARNSWORTH & Co., INC.**  
 Superstructure, Service Building & Garage  
**TELLEPSSEN CONSTRUCTION CO.**  
 Swimming Pool: **PADDOCK ENGINEERING CO. of TEXAS**



# LONE STAR CEMENT CORPORATION

Offices: ALBANY • BETHLEHEM, PA. • BIRMINGHAM • BOSTON • CHICAGO • DALLAS • HOUSTON • INDIANAPOLIS • JACKSON, MISS.  
 KANSAS CITY, MO. • NEW ORLEANS • NEW YORK • NORFOLK • PHILADELPHIA • ST. LOUIS • WASHINGTON, D. C.  
 LONE STAR CEMENT, WITH ITS SUBSIDIARIES, IS ONE OF THE WORLD'S LARGEST CEMENT PRODUCERS: 15 MODERN MILLS, 27,000,000 BARRELS ANNUAL CAPACITY






Architect's drawing of Cameron Village. This outstanding project of the York Building Company, built under FHA 608, consists of 283 units, commitment for which was \$2,503,800 or \$1,800 per room. Rental is \$19 per room, including range, refrigerator, heat and water.

## PRIZE-WINNING GARDEN APARTMENT PROJECT FEATURES *Webster Baseboard Heating*

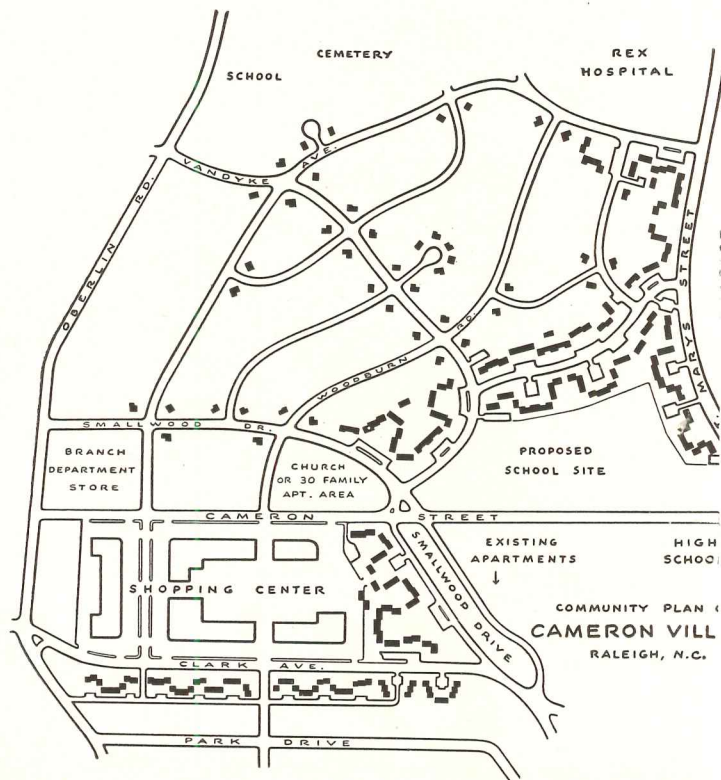
A favorable location, ingenious planning both as to site and apartment arrangements, skill in placement of buildings — all these were factors for winning by Cameron Village, Raleigh, N. C. the first award in Class IV of the 1949 competition of the National Association of Home Builders as the "best garden apartment".

It is not surprising to find that this award-winning planning was accompanied by equally outstanding judgment in selecting heating. Cameron Village has Webster Baseboard Heating and Webster Continuous Flow Control. Tenants are assured of floor to ceiling comfort through even air temperatures warm outside walls. It is clean heat,



Bedroom interior at Cameron Village. Ingenious planning makes possible conversion of a pair of two-bedroom apartments to one three-bedroom and one one-bedroom apartment by merely removing a panel and closing up one doorway.

Typical grouping of several Cameron Village garden apartment buildings with court in foreground.



Plot plan of Cameron Village showing road plan and location of buildings.





A typical dining room interior. Modern furnishings add a decorative note.



Composition and arrangement of buildings in Cameron Village were skillfully planned to harmonize with surrounding area.



Exteriors of these garden apartment buildings are varied stone, brick or shingles. Two types of exteriors are shown above.



Living rooms are large and roomy. You can see Webster Baseboard Heating if you look — but you have to look.

ARCHITECT: Lief Valand. BUILDER: York Building Company. HEATING AND PLUMBING: Albemarle Plumbing and Heating Co., Albemarle, N. C. MORTGAGEE: Durham Life Insurance Company, Raleigh, N. C. F.H.A. Approved.

radiant heat, convected heat without space-consuming radiators. Each tenant has a separate Webster Baseboard "loop" with a Webster motorized valve under an individual apartment thermostat.

Yet this high standard of heating was provided without burdensome added cost because Webster Baseboard Heating involves less piping, less work than

older conventional heating methods. At the same time owners and investors can anticipate minimum annual fuel cost.

To assure like results in your garden apartment planning, check into Webster Baseboard Heating and Webster Continuous Flow Controls. Your Webster Representative will work with you.

Address Department AR-8

## WARREN WEBSTER & CO.

Camden 5, N. J. : : Representatives in Principal U. S. Cities : : *In Canada, Darling Brothers, Limited, Montreal*

# Webster



# BASEBOARD HEATING





Florida School for the Deaf and the Blind  
 St. Augustine, Florida  
 GUY C. FULTON Architect  
 DU PREE CONSTRUCTION COMPANY  
 Contractors

**LOW** maintenance was imperative here so **BYERS WROUGHT IRON PIPE** was installed



Institutions like this earn no income to take care of repairs and replacements. Every dollar for maintenance must come out of the taxpayer's pocket, so that the importance of using durable materials is multiplied many times. These facts were given full weight in planning the heating end of the school's recent building and improvement program. All steam supply mains, returns, condensate lines, and hot and cold water piping leading from the central heating plant to various buildings were specified "Wrought Iron". The views at right show some of the Byers Wrought Iron pipe used in the boiler room, and in the concrete distribution tunnels.

Wrought iron pipe has served in similar applications all over the country, and has repeatedly demonstrated its ability to withstand the severe corrosive conditions encountered in pipe tunnels, with their humid atmospheres; in condensate lines; and in water lines. The unusual service properties of

the material come directly from its unusual structure. Tiny fibers of glass-like silicate slag, threaded through the main body of high-purity iron, halt corrosive attack and disperse it over the entire surface. The fibers also anchor the initial protective scale which shields the underlying metal.

If you have any question as to the probable service of wrought iron in any specific application, the nearest district office will be glad to give you full information. If you are not familiar with the unusual and interesting character of the material, our booklet THE A B C's OF WROUGHT IRON will give you the complete story.

A. M. Byers Co., Pittsburgh, Pa. Established 1864. Boston, New York,

Philadelphia, Washington, Atlanta, Chicago, St. Louis, Houston, Salt Lake City, Seattle, San Francisco. Export Division: New York, N. Y.

CORROSION COSTS YOU MORE THAN WROUGHT IRON

**BYERS**  
 GENUINE WROUGHT IRON  
 TUBULAR AND HOT ROLLED PRODUCTS  
 ELECTRIC FURNACE QUALITY ALLOY AND STAINLESS STEEL PRODUCTS



# ARCHITECTURAL RECORD



Copyright 1949 by F. W. DODGE CORPORATION, with all rights reserved • Publishing Director, Magazine Division, H. Judd Payne • **EDITORS:** Editor-in-Chief: Kenneth Kingsley Stowell, A.I.A.; Managing Editor, Emerson Goble; Associate Editors, Robert E. Fischer, Florence A. van Wyck; Washington News, Ernest Mickel; Contributing Editor, Arthur McK. Stires; Western Editor, Elisabeth Kendall Thompson; Special Editorial Representative, Western Section, William C. Rodd; Associate in South America, Edmund J. Whiting, A.I.A.; Editorial Assistants, Jeanne Davern, Cornelia Reagan • **ART DEPARTMENT:** Myron S. Hall, 3rd, Director; Frances Torbert, Assistant; Sigman-Ward, Drafting • **CONSULTANTS:** Industry Relations Consultant, Thomas S. Holden; Statistical Consultant, Clyde Shute; Building Economics Consultant, Norbert Brown; Field Research Consultant, Clifford Dannels, Jr.

Architectural Record (combined with American Architect and Architectural) is published monthly by F. W. Dodge Corporation, 10 Ferry St., Concord, N. H., with Editorial and Executive Offices at 119 West 40th Street, New York, N. Y. Western Editorial Office, 2813 Channing Way, Berkeley, Calif. Thomas S. Holden, Pres.; Howard J. Barringer, Vice-Pres. and Treas.; Irving W. Hadsell, Vice-Pres.; Chauncey L. Williams, Vice-Pres.; Sanford D. Stockton, Jr., Secy.; Walter F. De Saix, Asst. Treas.; Edwin H. Freed, Asst. Treas. Member Audit Bureau of Circulation and Associated Business Papers, Inc. Architectural Record is indexed in Reader's Guide, Art Index, Industrial Arts Index and Engineering Index. Subscription rates: United States and Possessions, Canada, Cuba, Mexico, Central and South America, and Spain, \$4.50 the year, \$7.50 for two years, \$9 for three years; elsewhere, \$6.50 the year, \$11.50 for two years, \$15 for three years. Single copy, \$1. Circulation Manager: Marshall T. Ginn. Every effort will be made to return material submitted for possible publication (if accompanied by stamped, addressed envelope), but the editors and the corporation will not be responsible for loss or damage. Other Dodge Services: Real Estate Record & Builders' Guide, Sweet's Files, Home Owners' Catalogs, Dodge Reports & Dodge Statistical Research Service.

Vol. 106 • No. 2


August 1949

|   |            |
|---|------------|
| <b>DELIGHT AND DISTINCTION</b> . . . . .  | <b>85</b>  |
| An Editorial . . . by Kenneth K. Stowell  |            |
| <b>REINFORCED CONCRETE STADIUM</b> . . . . .  | <b>86</b>  |
| First Unit of Rio's New Sports Center, Rio de Janeiro, Brazil. Raphael Galvao, Pedro Paulo Bastos, Antonio Dias Carneiro, Orlando Azevedo, Architects     |            |
| <b>THE THREE PHASES OF POSTWAR RECOVERY</b> . . . . .   | <b>94</b>  |
| By Thomas S. Holden   |            |
| <b>RAMBLING RESIDENCE IN KENTUCKY</b> . . . . .   | <b>98</b>  |
| Residence of Mr. and Mrs. Harold F. Johnson, near Louisville, Ky. James Kellum Smith, of McKim, Mead & White, Architect; D. X. Murphy & Bros., Associates |            |
| <b>NEW YORK'S NEW UNION BUS TERMINAL</b> . . . . .  | <b>104</b> |
| The Port of New York Authority  |            |
| <b>BUILDING TYPES STUDY NO. 152 . . . SHOPPING CENTERS</b> . . . . .  | <b>110</b> |
| By Bruno Funaro and Geoffrey Baker  |            |
| <b>PROJECTS</b>   |            |
| Broadway-Crenshaw, Los Angeles. Albert B. Gardner, Architect . . . . .  | <b>126</b> |
| Northgate Shopping Center, Seattle, Wash. John Graham & Co., Architects . . . . .   | <b>127</b> |
| Cross County Shopping Center, Yonkers, N. Y. Harris & Brown, Architects . . . . .   | <b>128</b> |
| Maybrook Shopping Center, Maywood, N. J. Kelly & Gruzen, Architects . . . . .   | <b>129</b> |
| Milliron's Department Store, Westchester Shopping Center, Los Angeles, Calif. Gruen & Krummeck, Architects . . . . .                                      | <b>130</b> |
| Stores and Offices, Springwells Park, Dearborn, Mich. Horace C. Colwell, Designer . . . . .   | <b>132</b> |
| Store Group, Evanston, Ill. Maher & McGrew, Architects . . . . .  | <b>133</b> |
| Lido Shops Newport Beach, Calif. Dwight Gibbs, Architect . . . . .  | <b>134</b> |
| <b>ARCHITECTURAL ENGINEERING</b> . . . Technical News and Research . . . . .  | <b>136</b> |
| <b>PRESTRESSED CONCRETE</b> . . . . .   | <b>136</b> |
| By H. Vandervoort Walsh and Anselm Cefola   |            |
| <b>PURIFYING AIR WITH GLYCOL VAPOR.</b> . . . .   | <b>143</b> |
| <b>TIME-SAVER STANDARDS</b> . . . Heating Systems for Houses . . . . .  | <b>146</b> |
| Part I: One-Pipe Steam Systems. By William J. McGuinness  |            |
| <b>PRODUCTS</b> . . . for Better Building . . . . .   | <b>147</b> |
| <b>MANUFACTURERS' LITERATURE</b> . . . . .  | <b>148</b> |
| <b>THE RECORD REPORTS</b> . . . News from the Field . . . . .   | <b>7</b>   |
| <b>CONSTRUCTION COST INDEXES</b> . . . . .  | <b>26</b>  |
| <b>REQUIRED READING</b> . . . . .   | <b>28</b>  |
| <b>NEWS FROM CANADA</b> . . . By John Caulfield Smith . . . . .   | <b>154</b> |
| <b>EMPLOYMENT OPPORTUNITIES</b> . . . . .   | <b>206</b> |
| <b>INDEX TO ADVERTISEMENTS</b> . . . . .  | <b>230</b> |



# Fine Flush Valves for Fine Buildings

For complete information on Watrous Flush Valves see our catalog in Sweet's.



## FITZSIMONS GENERAL HOSPITAL

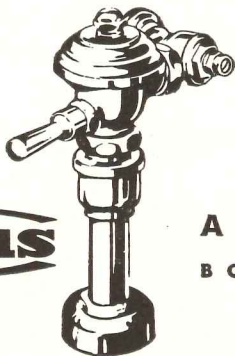
Denver, Colorado, one of the many fine buildings equipped with Watrous Flush Valves.

L. M. LEISENRING

Architect

THOS. F. SHEA CO.

Plumbing Contractor



**Watrous**

**ADJUSTABLE FLUSH VALVES  
BOTH DIAPHRAGM AND PISTON TYPES**

THE IMPERIAL BRASS MANUFACTURING COMPANY  
1240 W. Harrison Street, Chicago 7, Illinois



## THE RECORD REPORTS

### **HHFA Organizes for Action, Outlines Research Program Established under New Housing Law; Funds for School Construction under Debate**

Just one month ago the long fight over a broad new federal housing program came to an end when the House of Representatives finally passed the Administration measure on a vote of 228 to 185. Subsequent conference committee adjustments brought the bill into line with the Senate's version on important counts and a new law called for construction of 810,000 public housing units in six years. In addition, a new housing policy was established, a \$1.5 billion slum clearance program approved, extensive research on materials and methods of construction was authorized, and a \$262,500,000 farm housing plan was established.

Thus the arguments of past years over more substantial federal aids for housing passed into limbo and attention centered on carrying out provisions of the new act. The Housing and Home Finance Agency, charged with the responsibility of putting the law into practice, stepped up its planning in anticipation of implementing funds. Preparations could be made but certain important organizing actions could not be taken until the money was made available. A fund to start the big program rolling would be asked for at once and Administrator Raymond M. Foley expected "a significant number" of low-rent public housing units to be started across the country within a year.

HHFA has had experience with public housing administration. It is a natural and easy thing to expand the activities of the Public Housing Administration to handle those features. But the prospect of a national slum clearance effort and other aspects of the Housing Act of 1949 posed fresh problems. The new approach to federal aids for solving the complex postwar shelter difficulties offered an immediate challenge to Foley's agency. That agency is charged with detailed administration of all phases of the law except farm housing, which falls largely to the Agriculture Department.

The nation's business interests, along with home seekers, were asking the obvious question — "What now?"

Attention of architects and engineers quickly settled on projected new re-

search activities, Title III. Wording of this part gives HHFA extensive leeway in expanding present research programs and developing new ones. It contains some of the least specific sections in the bill. For example, no money amounts are listed in Title III. Best estimates, however, place at from \$4 million to \$5 million the annual cost of research when the program gets into full swing.

Again, the rapidity with which these steps are taken depends on the whims of Congress in appropriating cash. In this connection it was noted that in final balloting 21 members of the House Committee on Appropriations voted against the measure while 20 voted for it. In an earlier vote on the Rees amendment, which would have deleted all public housing from H.R. 4009, 23 members of the Appropriations group supported the amendment, only 19 voting against it.

#### **What's Ahead for Research?**


It is believed the final HHFA approach to housing research will evolve on two broad levels. First, data will be

made available to industry — data aimed at assisting in production of a higher volume of good homes at lower cost to the buyer or renter. This will involve new techniques in distribution, financing and sales as well as in design and assembly of materials. Second, through the new legal prerogatives the Federal Housing Administrator is in a position for the first time to gather comprehensive data on the national housing inventory and national housing requirements. Survey results will provide him with a blueprint for establishing the direction that broadened federal housing activities are to take. For this reason it is logical that the primary effort will be concentrated on the survey work. It certainly will be one of HHFA's first areas of attack.

Contemplated full development of the research program will be a new thing in America. True, there have been several projects undertaken and carried through to fairly exhaustive conclusion by the agency. These studies range from the intricacies of house nailing to complex vapor barrier behaviors. But all that has been done up to this point, important as it is, will be tenuous indeed in comparison with the activity expected to start within the next year as authorized in the new legislation.

The law specifies another office for HHFA, a Director of Research. This will be established directly under the juris-

*(Continued on page 10)*




"Hey, what's going on up there!"

— Drawn for the RECORD by Alan Dunn



# How to use GLASS



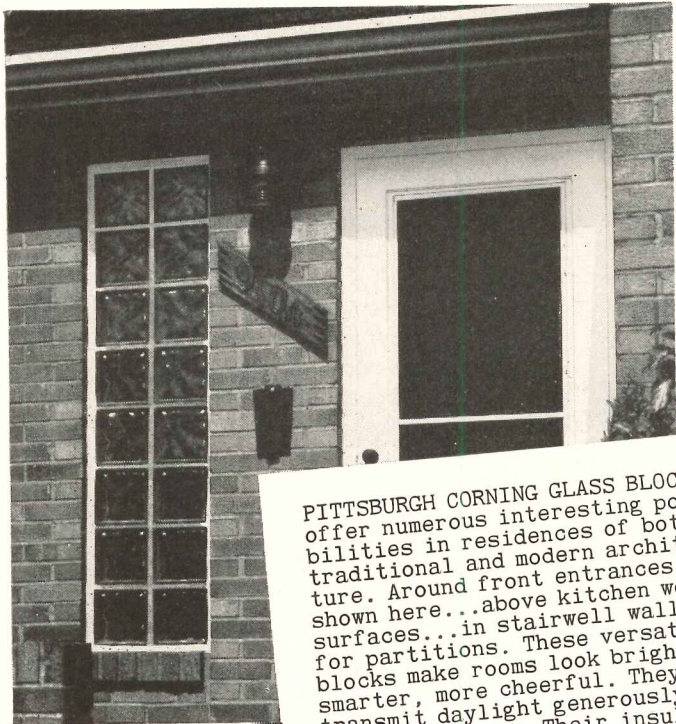
TO TAKE ADVANTAGE of attractive surroundings, picture windows like this are often indicated. Pittsburgh Polished Plate Glass is a superior glazing material for such windows because it is flawlessly transparent and has maximum surface beauty. Twindow, the "Pittsburgh" window with built-in insulation is especially suitable for picture window applications. Architect: Harshaw H. Hay, Milwaukee, Wisconsin.

YOU CAN MAKE a small room seem larger — give large rooms an added measure of grace and charm. You can perk up a dull expanse of wall—and please clients in numerous other ways by the judicious use of mirrors. "Pittsburgh" Mirrors are available made from regular Polished Plate Glass and from blue, green or flesh-tinted Plate Glass with silver, gold or gunmetal backing. Designed by A E Freudeman, Beverly Hills, Calif.





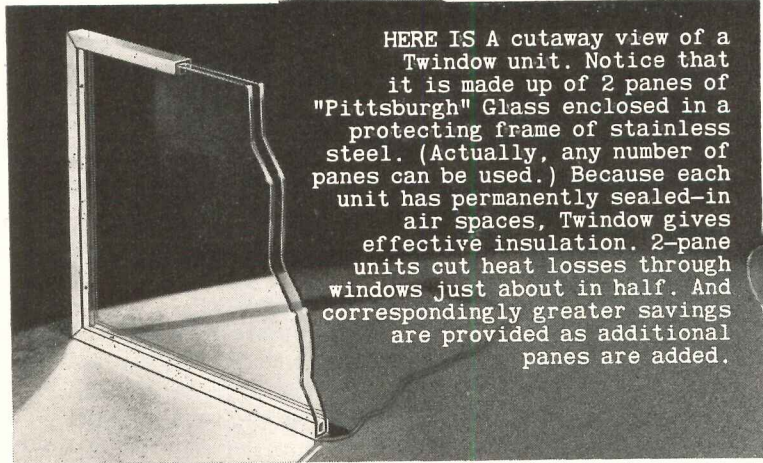
# to advantage in Residences



PITTSBURGH CORNING GLASS BLOCKS offer numerous interesting possibilities in residences of both traditional and modern architecture. Around front entrances as shown here...above kitchen work surfaces...in stairwell walls, and for partitions. These versatile blocks make rooms look brighter, smarter, more cheerful. They transmit daylight generously, yet provide privacy. Their insulating properties cut heating costs. Designed by and for Risch Building & Real Estate Company, St. Louis, Mo.



A NEW Carrara edge pointing compound has been developed in "Pittsburgh" laboratories to assure better Carrara installations. Setting into a tough, resilient, non-absorbent film, the new compound maintains high adhesion to the edges of the Carrara Glass. This development is typical of the work being conducted in "Pittsburgh" laboratories — and typical of the spirit to constantly improve both the quality and the performance of "Pittsburgh" products.



HERE IS A cutaway view of a Twindow unit. Notice that it is made up of 2 panes of "Pittsburgh" Glass enclosed in a protecting frame of stainless steel. (Actually, any number of panes can be used.) Because each unit has permanently sealed-in air spaces, Twindow gives effective insulation. 2-pane units cut heat losses through windows just about in half. And correspondingly greater savings are provided as additional panes are added.

See the complete listing and descriptions of Pittsburgh Plate Glass Company products in Sweet's Catalog Files.

\* Design it better with

## Pittsburgh Glass



PAINTS • GLASS • CHEMICALS • BRUSHES • PLASTICS

PITTSBURGH PLATE GLASS COMPANY



## THE RECORD REPORTS

(Continued from page 7)

diction of the Administrator. A new Division of Research, embracing the old functions of the Division of Standardized Building Codes and Materials, was contemplated at this writing.

Beyond these developments, the details of organization were not so certain. The National Housing Council, including the Administrator, heads of the three constituent agencies and representatives from other government agencies with an interest in housing, has a firm hand in detailing final operative procedures.

It was learned that a tentative plan drawn up within HHFA as enactment of the law was assured, called for creation of four branches under the Director: (1) economics and statistics; (2) codes and regulations; (3) design and construction standards; and (4) test procedures and specifications. These four branches would administer in nine major areas of housing research:

1. Production and distribution — survey of the industry.

2. Inventory and improvement of statistics.
3. Cost data and analysis.
4. Housing market analysis.
5. Housing credit and finance.
6. Building codes and other regulations.
7. Construction practices.
8. Residential design standards including emphasis on modular coordination and new materials and equipment.
9. Test procedures and investigations.

The above might well form the foundation of research operations over the years ahead, but, as stated, any early blueprint of administrative methods must be considered a tentative, elastic plan subject to the judgment of executives as the working procedure develops.

### Foley Tells Aims

In the Normandy Building headquarters in Washington a staff of 150 has been burning the midnight oil rough-drafting plans for operation under the housing act. Administrator Foley has outlined one formula that is basic to all the new operations: progressively higher volume and lower unit costs. This formula has worked too successfully in too

many other American industries for it not to work in home building, he believes.

He states that as the production operation is examined, his agency will undertake design studies to find out if less elaborate and less costly elements of home assembly can be devised.

Examples of what can be done in this direction lie in studies of roof design (ARCHITECTURAL RECORD, May, 1948) and septic tank construction made under earlier but very much limited programs.

In addition to this "hard" technical research, Foley's agency will plumb housing market operations. He is setting out to help industry learn more about size of local markets, how they fluctuate from time to time and the relationships between family income and active market demand. And one especially glaring need, says Foley, is for expansion of knowledge of the housing market in connection with housing problems of minority groups.

On market analysis, Foley holds that the community itself should be the informed source on its own housing problems. There lies the prime responsibility

(Continued on page 12)




### NEW M.I.T. DORMITORY

The New Dormitory, Alvar Aalto's highly original response to M.I.T.'s call for expanded student living quarters, has been officially opened for occupancy beginning with the current summer session. Of serpentine shape, the building, which was first published in the RECORD (December 1947, pages 97-99), provides a variety of room sizes and shapes and an absence of any north-facing quarters; most rooms receive direct sunlight every day and nearly all face upon the Charles River.

The dormitory, which is designed to house 353 students, stands on a site 125 by 332 ft. long, and contains 247 residence rooms: triples, doubles and singles and a master's apartment with separate entrance. The north side has been reserved for lounges and corridors.

All furnishings in the New Dormitory were designed by Mr. and Mrs. Aalto and are of light blond hardwood which contrasts with the red tile of the interior walls. For the exterior surface of the building Mr. Aalto selected hand-made brick from northern New England. The dining extension on the Charles River side of the structure is finished in contrasting stone.



Above, view of the north side of the New Dormitory reveals cantilevered stairways and increasing lounge space on upper floors. Below, left, students' room; right, main lobby desk



OUR **HAT'S** OFF TO YOU, MR. ARCHITECT



You made Solid Olsonite Seats the success they are today. So successful that imitation has been widely attempted without success.

We're proud too of its record of service. Whenever hard use or extreme wear was indicated Olsonite met and passed the test. Years of service and production at the same low pre-war prices.

There's only one Olsonite seat. No matter how widely imitated, Olsonite will continue to build the best seat at the lowest possible cost.

*A Beauty That's More Than Skin Deep*


**Olsonite**

DIVISION SWEDISH CRUCIBLE STEEL CO. • DETROIT 11, MICHIGAN





FOR **DIFFUSE** LIGHTING LIKE THIS



with  
high intensity  
no reflected glare  
shadowless distribution

specify  
easy-to-clean,  
practical

## GUTH "FLOATING HINGE" ARISTOLITES\*

In planning fine-quality office and school lighting, there's no substitute for soft diffused fluorescent lighting through glass that eliminates reflected glare.

See how beautifully these precision-planned luminaires flood every inch with stimulating light—smoothly softened by glass panels that swing open for low-cost ladderless dusting!

Next time your plans call for perfectly-diffused lighting, remember the unique "Floating Hinge" ARISTOLITE—the luminaire that makes it practical.

For full details on this years-ahead fixture, just request Bulletin 830-J from

# Guth



YOUR TEAMMATE  
IN precision-planned LIGHTING

## LIGHTING

THE EDWIN F. GUTH COMPANY / ST. LOUIS 3, MISSOURI

\*® Leaders in Lighting Since 1902

877

## THE RECORD REPORTS

(Continued from page 10)

for developing sound and well-organized data on local needs and local markets. He said the experience gained by the federal government through its underwriting experience in the Federal Housing Administration and through its war housing programming activities under the wartime National Housing Agency will be passed on to the local communities through technical bulletins, demonstrations and advisory assistance.

### Statistical Gaps Still Exist

The agency will not attempt to tackle these problems alone. It doesn't want to, and if it did, the language of the Act forbids it. The law specifies that research facilities of other government agencies, and private groups, shall be coordinated. When the bill was finally put through Congress, Foley issued a statement which said in part:

"In the research program the Agency sees an almost unlimited opportunity to develop close cooperation between government and private enterprise and thereby increase the range of housing that private industry can supply. In this endeavor, our plans call for close consultation through advisory committees representing industry, local governments, labor, consumer interests, and other federal agencies to formulate and carry out details of a progressive program."

How can an extensive research program assist in stabilizing employment and the total economy?

Said Foley: "One of the important results that can come, and we believe will come, from the type of research program here proposed, is the development of the necessary data and information out of which a long-range program can be developed by industry and government together so as to avoid these very wide fluctuations to a large extent."

### Utilities to Expand

Privately owned utilities (particularly the electric companies) have decided to go ahead with their big postwar improvement plans. One instance is the National Association of Electric Companies. Firms in this organization are expanding their investors' funds at the rate of over \$5 million a day for new power plants, transmission lines, distribution systems and other facilities. They will invest over

(Continued on page 14)



# INSULATED STEEL WALLS


and STEEL DECK ROOFS  
for INDUSTRIAL and COMMERCIAL BUILDINGS

Mahon Insulated Steel Walls continue to gain favor throughout the country for certain types of industrial, commercial and special purpose buildings. For high expanses of wall, the Field Constructed type provides an unbroken wall surface of 60 ft. in height without horizontal joints . . . the inside surface is smooth with vertical interlocking joints at one foot centers, while the exterior wall surface has stiffening ribs projecting out at six inches on centers. Two inches of Fiberglas insulation produces excellent thermal properties. This type of wall construction in combination with a Mahon Insulated Steel Deck Roof costs less, provides a firesafe, permanent building which can be quickly and economically erected. Complete information and construction details appear in Sweet's Architectural and Engineering Files.



THE R. C. MAHON COMPANY  
Detroit 11, Michigan • Chicago 4, Illinois  
*Representatives in all Principal Cities*

Manufacturers of Insulated Steel Walls, Steel Deck for Roofs, Ceilings, Floors, Partitions and Doors. Rolling Steel Doors, Grilles, and Underwriters' Labeled Rolling Steel Doors and Fire Shutters.



Typical Exterior Wall Effect Obtainable with Mahon Insulated Steel Walls. Note Pilaster Treatment Achieved by Reversing Wall Plates.

# MAHON



## THE RECORD REPORTS

(Continued from page 12)

\$2 billion in new property and plant this year. Their immediate postwar construction program, ending in 1951 involves outlay of more than \$9 billion. The expansion will increase power production capacity by 52 per cent compared with the total on V-J Day.

### Increased Public Works

Public construction, financed by state and local governments, also will swell the 1949 volume. All types of public work, except military and naval, are expected to soar, reaching a dollar figure of \$5175 million, 23 per cent above 1948 estimates. Hospital and school construction will account for nearly half the increase.

The economists have not changed their views on residential building this year, however. Private nonfarm homebuilding, say the experts, will remain at the \$6500 million level anticipated in earlier forecasts; 10 per cent under last year's dollar volume but well over that for the postwar years 1946 and 1947.


### From Inflation to Deflation

Though the best information in Washington has construction headed for a new high, the general attitude on Capitol Hill has made a significant switch this summer. No longer do Congressmen worry about what to do to check inflation forces. But they always have their worries and now these are concentrated on what to do about deflation — how to economize on fiscal 1950 budgets.

The Administration's anti-inflation program which raised fears in the minds of conservative Republicans seven months ago, is referred to now as the great forgotten issue of the first session. It is likely that changing economic conditions have relegated this Spence bill to the dead files for good, that justification for it will have disappeared entirely by the time the second session convenes.

What will take its place? Interest already has shifted to the Economic Expansion Act proposed by Sen. James E. Murray, who did not have to look very hard for co-sponsors. Aimed at providing economic stability, firm growth and expansion of business, this could herald the introduction of a fairly good-sized pump priming endeavor, a plan complete with large public works programs. Business and government would join hands under the Murray proposals to

(Continued on page 16)



## Let Air MAKE Money For Your Clients

Sweat-blinded workmen can't produce efficiently or safely. Neither can listless workers in logy or fume-filled air. Adequate ventilation, with a Burt Ventilating System, is a profitable investment. . . . The complete Burt line of gravity, fan and continuous ridge ventilators includes a size and type for every need. More than half a century of ventilating experience assures you a properly engineered, efficient ventilating system when Burt does the job. . . . Burt engineers will gladly help with layouts and specifications—without obligation.

SEE SWEET'S OR WRITE FOR CATALOG AND DATA SHEETS

*The* **BURT MFG. Co.**


48 E. South Street

Akron 11, Ohio, U.S.A.

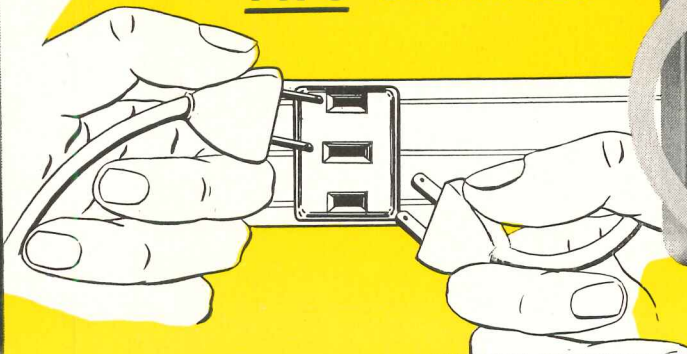
VENTILATORS • LOUVERS • OIL FILTERS • SHEET METAL SPECIALTIES





# NOW - a switch controlled "PLUG-IN" STRIP!



ONE RECEPTACLE -  
TWO SERVICES



CONSTANT  
SERVICE



The new NE 3-wire "Plug-in" Strip is a professional multi-outlet wiring assembly with an unusual new feature: Instead of the usual two slots, each receptacle has three.

Appliances plugged into the top and center slots are controlled by doorway switches, while appliances plugged into center and bottom slots will operate independently of the wall switches. Thus, you can turn off all lamps at once, but leave the electric clock, radio, and other appliances running.

- **EASY TO INSTALL.** At last, full switch-controlled service of *every* outlet with minimum switch-leg wiring. No complicated behind-the-wall installations.
- **ARCHITECTURALLY CORRECT.** An unnoticeable steel baseboard trim.
- **SAFE FOR LIFE.** No soldered or screwed connections . . . a solid copper electrical system from switch box to the very last outlet. Tamper-proof because the capping is locked on permanently.
- **LISTED BY UNDERWRITERS' LABORATORIES, INC.**

Let us send you a copy of our booklet "The New Switch-controlled 'Plug-in' Strip," and the pamphlet "An Adequate Wiring Plan for Residential Wiring Modernization."



## National Electric Products Corporation


1327 CHAMBER OF COMMERCE BUILDING • PITTSBURGH 19, PA.



# Architects Are Saying: PERMACLAD

... Brings New Beauty to Buildings

... Opens New Opportunities For Architectural Design



## PERMACLAD

STAINLESS CLAD STEEL

**Corrosion Resistant!  
Easily Formed or Deep Drawn!  
Low in Cost—High in Appeal**

Architects, Designers and Builders who want glistening beauty and corrosion resistance at lower cost, specify Permaclad, Stainless Clad Steel. They know that with Permaclad you can design truly modern building facades, doorways, panels, interiors and shower stalls that look expensive, yet actually are comparatively low in cost. Best of all, with Permaclad they're good for the life of the building.

Reason: Permaclad (an entirely new and different product) combines the surface characteristics of Stainless Clad Steel with the easy forming qualities of mild steel. The stainless layer is usually 10% or 20% of the total thickness of the sheet but the percentage of cladding can be increased or decreased if required. It can be polished to a mirror-bright finish, it's easily formed or deep drawn, it's truly corrosion resistant and it's low in cost.

It will pay you to get complete information about Permaclad now. Write today or use the coupon below and we'll send you a free copy of our new 8-page folder. No obligation of course.



The Finer  
The Finish • The  
Finer The Product  
For The Finest Finish  
Use  
PERMACLAD

## PERMACLAD

STAINLESS CLAD STEEL

A Product of **ALAN WOOD STEEL COMPANY**  
Dept. P20 Conshohocken, Pa.

Gentlemen: Please send me more information and a Free Copy of your 8-page Permaclad Folder.

Name \_\_\_\_\_ Title \_\_\_\_\_

Company \_\_\_\_\_

City \_\_\_\_\_ State \_\_\_\_\_

**OTHER PRODUCTS:** AW Super Grip, Abrasive Floor Plate • AW Super-Diamond Floor Plate • Billets • Plates • Sheets (Alloy and Special Grades).

## THE RECORD REPORTS

(Continued from page 14)

lift up production and build new plant facilities at the same time. Involved are incentive loans by Uncle Sam and the possibility of outright government construction of plant capacity.

Almost certainly there will be a revival of the advance planning program—in some form. Bills were introduced throughout the first session calling for revival of the Bureau of Community Facilities plan of interest-free loans to states and local governments to be used for planning public works. With unemployment increasing, economic reasons for calling back the BCF program were near at hand.

Though the Bureau had changed its location from the Federal Works Agency to the new General Services Administration, its status remained intact. Passage of the first major reorganization bill since the Hoover Commission made its voluminous reports erased the Federal Works Agency as such and placed BCF, the Public Roads Administration, and Public Buildings into combination with the Bureau of Federal Supply, the liquidating War Assets Administration and Archives. Jess Larson, former WAA head, was promptly named chief of the new GSA.

### Attention on Schools

Federal financial aid for public school construction had progressed through subcommittee hearings and sponsors were more hopeful of enactment if Congress remained in session long enough. A crowded schedule approaching proportions of a true legislative log-jam made consideration doubtful, however, before next year. In any event, the groundwork for the bill has been established.

Evidence shown the Senate Labor and Public Welfare subcommittee placed at \$8280 million the primary and secondary school plant needs in the next six years. This is for 44 states and the District of Columbia. U. S. Office of Education said no comparable reports were on hand for Arizona, Illinois, Massachusetts and Montana.

Minnesota's Sen. Hubert H. Humphreys commented: "A conservative average of the statistics and estimates leads to the conclusion that public elementary and secondary school construction of a total value of \$1 billion each year for the next 10 years will

(Continued on page 18)



# Do you know that **AVA CABLES** can deliver up to 49% extra current per raceway?\*

Yes, wherever sizable electrical loads are carried in dry locations,† you may find substantial installation savings in General Electric Deltabeston® AVA cables.


Used for years in industrial spots where operating heats are high, Deltabeston cables carry high current ratings. Used at normal ambient temperatures, they can safely carry far greater loads for their size than ordinary Type R building cables. Because they are insulated with heat-beating asbestos, they can actually deliver up to 49% more current per raceway.

To you, Deltabeston AVA cables mean *installation speed*, because they can help on many jobs by cutting the number of cables you put in—*material savings*, because AVA cables can deliver extra current per raceway—*weight savings*, because small size means light weight.

It will pay you to begin planning with your electrical contractor for Deltabeston AVA cables. For information, write to Section Y32-85 Construction Materials Department, General Electric Company, Bridgeport 2, Connecticut.

† As defined by the National Electrical Code.

\*The figure above was worked out for AVA cables at 1000 MCM. Larger and smaller sizes give similar savings.



GENERAL  ELECTRIC



# Planned STORE LIGHTING with WILEY Fluorescent Fixtures



Top  
Wiley  
Niagara  
Fleur-  
O-Liers

Center  
Wiley  
Niagara  
Beams  
with  
fixed  
Spots



Right  
Wiley  
Recessed  
Troffers  
with  
adjustable  
Spots

You can obtain custom-made results with Wiley Fluorescent Fixtures to fit any architectural plan both in lighting requirements and flexibility of arrangement. Wiley Spots, both adjustable (up to 40° from vertical in all directions) and fixed, are made to match Wiley fixtures—and may be used alone or combined with them to dramatize merchandise . . . . without custom-made costs.

## Features of Wiley Fluorescent and Slimline Fixtures

- |   |   |
|---|---|
| Individual or continuous runs.            | Attractive, simple designs.                 |
| Recessed, flush-to-ceiling, or suspended. | Choice of 2, 3, 4 lamps in various lengths. |
| Louvered or Alba-Lite lens panels.        | Companion Models.                           |
| Low installation cost.                    | Quick, simple service.                      |

Our District Sales Engineer will be glad to co-operate with you and your electrical contractor in planning your lighting details. Write Dept. A.R. for name of nearest District Sales Engineer.

I.B.E.W.  
Label

Underwriters  
Approved

R. & W.  
**WILEY**  
INC.

Dearborn at Bridge St., Buffalo 7, N. Y.



## THE RECORD REPORTS

(Continued from page 16)

barely meet the minimum requirements."

### Shorts

- As supplies of building materials continued to improve, the Office of International Trade narrowed still further its restrictions on some items used by builders. Latest affected was aluminum. Export quotas were removed entirely for the balance of the year 1949. This cancelled an earlier OIT announcement that third-quarter quotas for exporting aluminum plate, sheet and strip would be 15,000 short tons. Announced reason for abandoning aluminum export quotas is one growing more and more familiar to industry — "because of recent general improvement in the domestic supply situation."

- It began to appear that "clarification" of industry's pricing methods would come through exemption from antitrust law prosecution rather than through a moratorium or complete revision of statutes. The Senate already had handled the problem in this simpler fashion. It passed a measure modifying the Federal Trade Commission Act and the Clayton Act. This would permit sellers to use the basing point individually and to absorb freight charges wherever no collusion or monopoly was involved. The House was ready to consider a favorable report from its own judiciary committee, brought out over the vehement protests of Rep. Wright Patman of Texas, extreme foe of basing point practices.

- A trend toward establishment of more large valley authorities was evident. Public works committees pushed their efforts on bills creating a Columbia Valley Administration to coordinate the large construction functions now shared separately by Army Corps of Engineers, the Bureau of Reclamation, and the Bonneville Power Administration. Interior Secretary Krug said confusion exists as to which agency will do certain parts of the work. He urged a new CVA to coordinate functions of all.

- A National Labor Relations Board ruling threatened to upset the long-standing referral and hiring arrangement in the building trades. The Board said it violated Taft-Hartley's closed shop ban. It was the first word from the NLRB on legality of hiring practices in building

(Continued on page 20)



# demand **DETROIT CERTIFIED CONTROLS**



designed right  
built right  
proven right



When you install **DETROIT** Certified Controls you are providing your customers with the best in control equipment. **DETROIT** Certified Controls are designed and built to fit your customer's needs—giving real economy and reliability through years of trouble-free service. This is true of the entire **DETROIT** line, one of the most complete in the heating field. Add to this the fact **DETROIT** has been famous for quality for over 70 years and you have

an unbeatable combination. But **DETROIT** goes even further, certifying every control in its line—backing you, your work and your reputation. For helpful information on ordering and installing **DETROIT** Certified Controls, on oil and gas heating units, send for the colorful **DETROIT** Catalogs today.

# DETROIT

**LUBRICATOR COMPANY**

5900 TRUMBULL AVE., DETROIT 8, MICHIGAN  
Division of **AMERICAN RADIATOR & Standard Sanitary CORPORATION**

CANADIAN REPRESENTATIVE: RAILWAY & ENGINEERING SPECIALTIES, LTD.—MONTREAL, TORONTO, WINNIPEG



No. 300

**DETROIT HEATING AND REFRIGERATION CONTROLS** • ENGINE SAFETY CONTROLS • FLOAT VALVES AND OIL BURNER EQUIPMENT • **DETROIT** EXPANSION VALVES AND REFRIGERATION ACCESSORIES • STATIONARY AND LOCOMOTIVE LUBRICATORS



No. 861

**"Detroit" Ideal Fast Venting Systems**—For automatic low pressure one pipe steam systems. The No. 300 Adjustable Multiport Valve for radiators enables you to speed slow heating radiators—get heat quicker from all radiators simultaneously. No. 861 Hurivent for mains provides full 1/2" diameter port. Will vent 130 feet of 2" main in 30 seconds at only 4 ounces pressure. This system saves fuel, improves comfort and speeds up sluggish one pipe jobs. Write for Bulletin No. 166.



*Serving home and industry* AMERICAN-STANDARD • AMERICAN BLOWER • CHURCH SEATS • DETROIT LUBRICATOR • KEWANEE BOILER • ROSS HEATER • TONAWANDA IRON



# This NEW BROCHURE . . .

tells about the "quiet"  
ceiling with 100,000

# "Noise Traps"



Send for your **FREE** copy.  
Learn how **Fibretone\***  
gives you **QUIET**


• In this new brochure, you can read in *non-technical* language how noise-control brings *quiet* to your office, restaurant, bank, store, school, factory, or recreation center.

In simple, easy-to-understand words and pictures, the book tells the story of Johns-Manville Fibretone, the new low-cost acoustical ceiling unit. Graphic diagrams explain the ingenious Fibretone "noise traps"—small holes drilled in the sound-absorbing panels. Photographs of actual installations emphasize Fibretone's attractive appearance.

Once you experience the benefits of Fibretone, you'll never be satisfied with an ordinary, noise-reflecting ceiling.

Send for this new Fibretone brochure . . . and see for yourself how it shows the way to a more comfortable environment, less nerve strain, increased production! Write Johns-Manville, Box 290, Dept. AR-8, New York 16, New York.

\*Reg. U. S. Pat. Off.



*Put a ceiling on noise with*



## Johns-Manville FIBRETONE

## THE RECORD REPORTS

(Continued from page 18)

and construction under the T-H law. And from Senate action late in June it appeared T-H would be changed in no major respects this year.

- Congress finally enacted the Public Buildings Act of 1949, now Public Law 105. But until implementing funds are voted, the Public Buildings commissioner can do little toward carrying out its provisions aside from making new administrative arrangements. The Act looks forward to the eventual construction of at least one federal building in each congressional district of the country. Selection of projects is left to the Federal Works Administrator (now the General Services Administrator) and, where post offices are concerned, to the Postmaster General. One qualification is imposed on the selecting process—the projects must be distributed equitably throughout the country with due regard for comparative urgency. The law sets up a fund of \$40 million for comprehensive planning of federal public buildings and for site acquisition. An additional \$30 million is authorized for improving existing federal structures. Anticipating the need for more small post office designs, PBA ran a contest for its employees in the design of "one-man" type post offices. Winning designs will be produced in working drawings as types and will be named after their designers.

- Surveys by Department of Commerce and Securities and Exchange Commission showed that American business (agriculture excluded) plans to spend \$4.6 billion on new plant and equipment in the third quarter, 1949. This is 4 per cent under the second quarter estimated outlay, also 4 per cent under third quarter figures for 1948. Not quite 30 per cent of total expenditures on plant and equipment during the first half of 1949 was for new construction. This was a somewhat smaller proportion than in 1948.

- Associated General Contractors of America and the American Association of State Highway Officials jointly report that road construction costs dropped appreciably during the early summer, that labor productivity has climbed considerably in recent months, and that all materials are much more readily available. Bidding competition on highway work has become much more lively.

(Continued on page 22)



# NOW AVAILABLE FOR ROOFS ON NEW CONSTRUCTION

## CONDUCTORS

Spouting  
Gutters  
Valleys

## WEATHER-SEALING

Flashings  
Ridges  
Cornices

## Follansbee Seamless Terne Roll Roofing

**20-lb. Coating Weight • 50-ft. Continuous Rolls**

Follansbee Seamless Terne Roll Roofing, in the popular 50-foot continuous roll, may now be applied on new construction as well as for maintenance and replacement. Government Regulations on the utility-weight 20-lb. coated Follansbee Seamless Terne Roll Roofing have been relaxed.

You can use Follansbee Seamless Terne Roll Roofing on your next roofing contract. 50-foot rolls in 20-lb. coating are now available thru leading distributors.



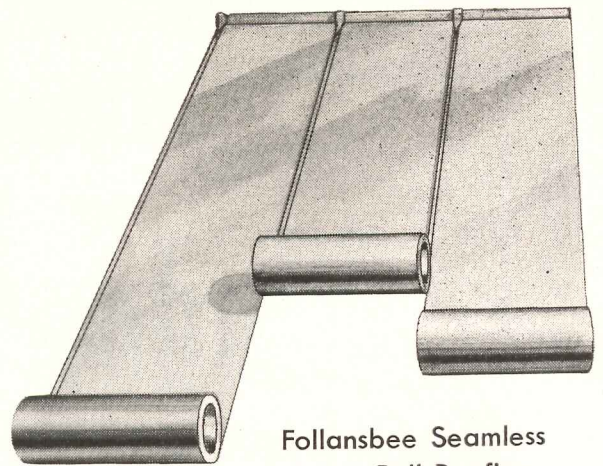
### FOLLANSBEE STEEL CORPORATION

GENERAL OFFICES, PITTSBURGH 30, PA.

COLD ROLLED STRIP • ELECTRICAL SHEETS • POLISHED BLUE SHEETS  
SEAMLESS TERNE ROLL ROOFING

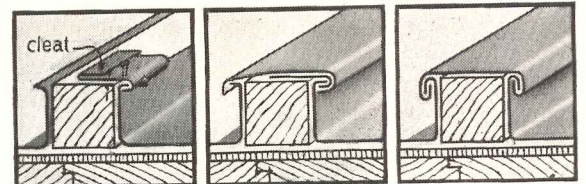
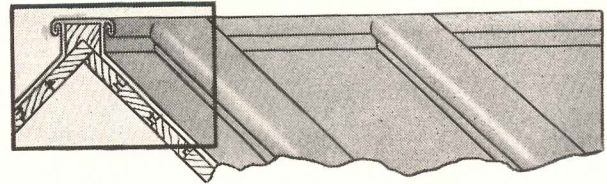
Sales Offices—New York, Philadelphia, Rochester, Cleveland, Detroit, Milwaukee. Sales Agents—Chicago, Indianapolis, St. Louis, Kansas City, Nashville, Houston, Los Angeles, San Francisco, Seattle; Toronto and Montreal, Canada.

Plants—Follansbee, W. Va., and Toronto, Ohio.  
Follansbee Metal Warehouses—Pittsburgh, Pa.,  
Rochester, N. Y., and Fairfield, Conn.




Follansbee Seamless  
Terne Roll Roofing

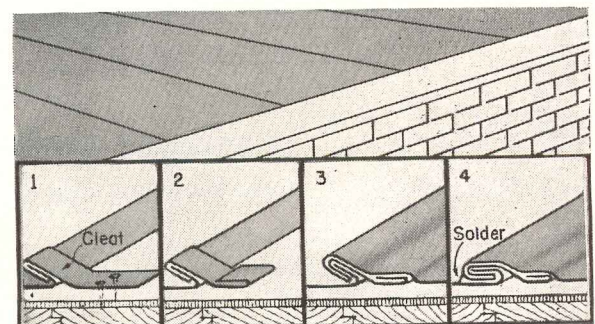
### Used in Batten Roof Design



### Standing Seam Construction Detail



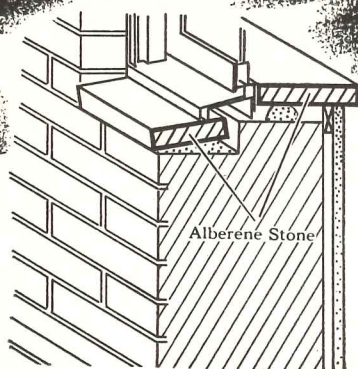
### Flat Seam Installation





# Window sills and stools by

## ALBERENE



- They never chip, scale, or split.
- They're blue-gray — harmonize with any color.
- They're free of maintenance costs — for all time.

Alberene stone may also be used on copings, spandrels, exterior and interior trim. Write today for complete data and samples to —

**ALBERENE STONE CORP.**

419—4TH AVENUE • NEW YORK 18, N. Y.

## THE RECORD REPORTS

(Continued from page 20)

• A drive was launched in the Senate Appropriations subcommittee handling the Independent Offices appropriations bill for fiscal 1950 to clip the spending powers of the Atomic Energy Commission relative to its construction projects. A limitation voted by the subcommittee would apply to all building projects of the Commission costing more than \$500,000. The restriction was aimed at holding down overruns on jobs that skyrocket in cost beyond original estimates. Basis for the move could be traced to the much-publicized hearings on mismanagement charges brought against the AEC by Sen. B. B. Hickenlooper of Iowa. These hearings highlighted excessive overruns in AEC town projects. The proposed spending brake would deny use of AEC funds for:

1. Starting any new construction not included in its budget for the current fiscal year.

2. Beginning any new project on which cost estimates have grown beyond the figure in the Commission's budget for the current fiscal year.

3. Continuing any such project unless the Budget Bureau specifically approves and gives the appropriation committees of Congress detailed explanation.

• The Federal Reserve Board judged on the basis of surveys conducted the first of the year that somewhat over one million consumer spending units were expecting to buy new houses in 1949. By current estimates that figure was greater than the number of new units to be completed for owner-occupancy this year. Survey results suggested that low and middle income spending units were in the market for more moderate-priced houses of acceptable quality than seem likely to be produced. The Board drew this general conclusion: "There were indications that some buyers would wait for price declines which they expected to occur. Further, from consumer attitudes on the economic outlook, uncertainty as to jobs and income may be another important undercurrent influencing buyer behavior. However, unless consumer attitudes and incomes have changed materially since the beginning of the year, or should change significantly in the coming months, the year's prospects for consumer purchases of durable goods and houses are by no means discouraging."


(News continued on page 158)



# Here's a leakproof flashing design that's practical

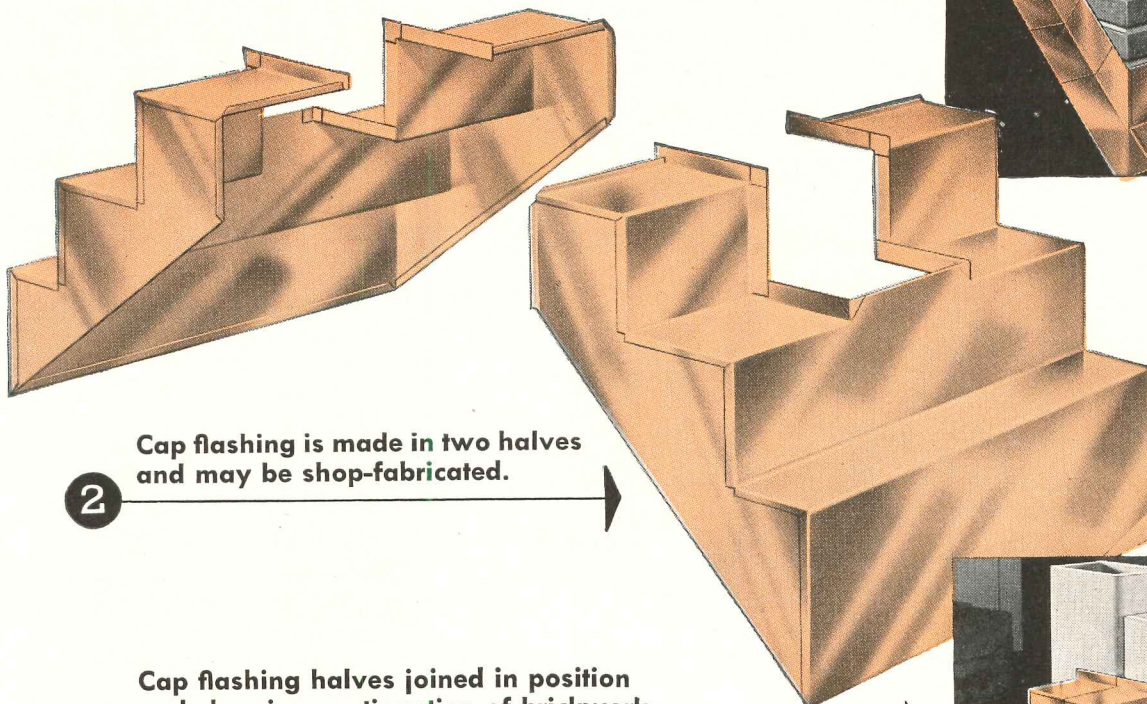
1 Base flashing in position with brickwork ready to receive cap flashing.

1




2 Cap flashing is made in two halves and may be shop-fabricated.

2



3 Cap flashing halves joined in position and showing continuation of brickwork.

3



Here's a chimney flashing design you will find useful. You may wish to pass it on to your draftsman or keep it in your file for future reference. It's a design that *can't* leak.

As the illustration indicates, the cap flashing is made in halves which are joined in position by a simple lock seam. Detailed drawings for flashing both center chimneys and outside chimneys are available. We shall be glad to supply them to you on request. Write to The American Brass Company, Waterbury 88, Connecticut. In Canada: Anaconda American Brass, Ltd., New Toronto, Ontario.

4906

you can build it better with

*Anaconda*  

---

*Copper*






## Proof that you can't "FIREPROOF" a building

A BUILDING may be termed "fireproof" if it is constructed of brick, concrete and steel. Yet, filled with furniture, supplies and other flammable materials, it may become a gigantic "firebox", as the one illustrated above. Building and contents both may be gutted, even completely destroyed.

There is one sure way to protect a building and its contents against fire . . . a Grinnell Automatic Sprinkler System—the only type of protection that will control fire quickly, effectively, at the source, whenever and wherever it strikes.

Your client will be paying for Grinnell Protection even if his building is unsprinklered . . . through higher insurance premiums. Show him the advantages of spending his money for full protection rather than for partial compensation. A Grinnell engineer will be glad to give you any facts or other assistance. Grinnell Company, Inc., Providence, R. I. Branches in principal cities.



# GRINNELL

F I R E P R O T E C T I O N S Y S T E M S


## GRINNELL Fire Protection Installations



↑ Office designed by Donald Desky using the new, inconspicuous Grinnell Quartzoid Ceiling Sprinklers. This is a Wet-Pipe Sprinkler System used where temperatures remain above freezing. Dry-Pipe Systems are installed in unheated buildings. Simplex Dry-Pipe Systems are used where fire hazards are light and water supply is limited.



↑ Every room in the Georgian Terrace Hotel, Atlanta, is protected with Grinnell Side Wall Sprinklers of the Quartzoid Bulb type. Grinnell Sprinkler Heads are of two basic types . . . the Duraspeed Solder Type and the Quartzoid Bulb Type. The latter outclasses all other sprinklers in durability and speed of operation, and is particularly attractive in appearance.



↑ This airplane repair shop is protected by the Grinnell MULTITROL System, which employs a release device actuated by the *rate of rise* of the temperature, rather than by the *degree* of temperature. This is one of several Grinnell Fire Protection Systems for special conditions and hazards.



an entirely new concept of elevating



## AUTOMATIC SUPERVISION throughout 6 traffic patterns


With AUTOTRONIC supervision, an elevator system automatically matches the dispatching and operation of the cars to surges and lulls in traffic . . . rebalances the cars when the traffic pattern is changed . . . rebalances the cars if an attendant leaves ahead of the dispatching signal . . . rebalances the cars when the number of cars in service is changed . . . and automatically measures and limits waiting passenger time.

All the starter has to do is set a traffic flow dial to one of 6 traffic patterns . . . place the proper number of cars in service . . . set the dispatching interval . . . then devote practically all of his time to doing a better job as a front line public relations man for the building!


OTIS AUTOTRONIC Traffic-Timed ELEVATORING can be applied to NEW or EXISTING groups of elevators. It is the only elevating system that is timed to the 6 daily traffic patterns of busy office buildings, hotels, hospitals and department stores.

Otis Booklet B-721-F explains the details—interestingly.

Address: Otis Elevator Company, 260 11th Avenue,  
New York 1, N. Y.



Otis...first with Electronic Signal Control...  
again first with Traffic-Timed Elevating



OTIS AUTOTRONIC *Traffic  
timed* ELEVATORING



# CONSTRUCTION COST INDEXES — Labor and Materials

United States average 1926-1929 = 100

Presented by Clyde Shute, manager, Statistical and Research Division, F. W. Dodge Corporation, from data compiled by E. H. Boeckh & Associates, Inc.

| Period    | NEW YORK             |       |   |   |                       | ATLANTA              |       |   |   |                       |
|-----------|----------------------|-------|---|---|-----------------------|----------------------|-------|---|---|-----------------------|
|           | Residential          |       | Apts.,<br>Hotels,<br>Office<br>Bldgs.<br>Brick<br>and<br>Concr. | Commercial<br>and<br>Factory<br>Buildings |                       | Residential          |       | Apts.,<br>Hotels,<br>Office<br>Bldgs.<br>Brick<br>and<br>Concr. | Commercial<br>and<br>Factory<br>Buildings |                       |
|           | Brick                | Frame |   | Brick<br>and<br>Concr.                    | Brick<br>and<br>Steel | Brick                | Frame |   | Brick<br>and<br>Concr.                    | Brick<br>and<br>Steel |
| 1925      | 121.5                | 122.8 | 111.4   | 113.3                                     | 110.3                 | 86.4                 | 85.0  | 88.6  | 92.5                                      | 83.4                  |
| 1930      | 127.0                | 126.7 | 124.1   | 128.0                                     | 123.6                 | 82.1                 | 80.9  | 84.5  | 86.1                                      | 83.6                  |
| 1935      | 93.8                 | 91.3  | 104.7   | 108.5                                     | 105.5                 | 72.3                 | 67.9  | 84.0  | 87.1                                      | 85.1                  |
| 1939      | 123.5                | 122.4 | 130.7   | 133.4                                     | 130.1                 | 86.3                 | 83.1  | 95.1  | 97.4                                      | 94.7                  |
| 1940      | 126.3                | 125.1 | 132.2   | 135.1                                     | 131.4                 | 91.0                 | 89.0  | 96.9  | 98.5                                      | 97.5                  |
| 1941      | 134.5                | 135.1 | 135.1   | 137.2                                     | 134.5                 | 97.5                 | 96.1  | 99.9  | 101.4                                     | 100.8                 |
| 1942      | 139.1                | 140.7 | 137.9   | 139.3                                     | 137.1                 | 102.8                | 102.5 | 104.4   | 104.9                                     | 105.1                 |
| 1943      | 142.5                | 144.5 | 140.2   | 141.7                                     | 139.0                 | 109.2                | 109.8 | 108.5   | 108.1                                     | 108.7                 |
| 1944      | 153.1                | 154.3 | 149.6   | 152.6                                     | 149.6                 | 123.2                | 124.5 | 117.3   | 117.2                                     | 118.2                 |
| 1945      | 160.5                | 161.7 | 156.3   | 158.0                                     | 155.4                 | 132.1                | 133.9 | 123.2   | 122.8                                     | 123.3                 |
| 1946      | 181.8                | 182.4 | 177.2   | 179.0                                     | 174.8                 | 148.1                | 149.2 | 136.8   | 136.4                                     | 135.1                 |
| 1947      | 219.3                | 222.0 | 207.6   | 207.5                                     | 203.8                 | 180.4                | 184.0 | 158.1   | 157.1                                     | 158.0                 |
| Mar. 1949 | 252.3                | 249.7 | 247.9   | 252.6                                     | 246.3                 | 196.5                | 197.3 | 183.8   | 184.9                                     | 180.3                 |
| Apr. 1949 | 247.2                | 245.0 | 243.5   | 246.8                                     | 242.2                 | 194.7                | 195.1 | 183.0   | 184.3                                     | 179.5                 |
| May 1949  | 241.2                | 238.2 | 242.3   | 245.3                                     | 238.9                 | 193.9                | 194.8 | 186.8   | 187.9                                     | 180.5                 |
|           | % increase over 1939 |       |   |   |                       | % increase over 1939 |       |   |   |                       |
| May 1949  | 95.3                 | 94.6  | 85.4  | 83.9                                      | 83.6                  | 124.7                | 134.4 | 96.4  | 92.9                                      | 90.6                  |
|           | ST. LOUIS            |       |   |   |                       | SAN FRANCISCO        |       |   |   |                       |
| 1925      | 118.6                | 118.4 | 116.3   | 118.1                                     | 114.4                 | 91.0                 | 86.5  | 99.5  | 102.1                                     | 98.0                  |
| 1930      | 108.9                | 108.3 | 112.4   | 115.3                                     | 111.3                 | 90.8                 | 86.8  | 100.4   | 104.9                                     | 100.4                 |
| 1935      | 95.1                 | 90.1  | 104.1   | 108.3                                     | 105.4                 | 89.5                 | 84.5  | 96.4  | 103.7                                     | 99.7                  |
| 1939      | 110.2                | 107.0 | 118.7   | 119.8                                     | 119.0                 | 105.6                | 99.3  | 117.4   | 121.9                                     | 116.5                 |
| 1940      | 112.6                | 110.1 | 119.3   | 120.3                                     | 119.4                 | 106.4                | 101.2 | 116.3   | 120.1                                     | 115.5                 |
| 1941      | 118.8                | 118.0 | 121.2   | 121.7                                     | 122.2                 | 116.3                | 112.9 | 120.5   | 123.4                                     | 124.3                 |
| 1942      | 124.5                | 123.3 | 126.9   | 128.6                                     | 126.9                 | 123.6                | 120.1 | 127.5   | 129.3                                     | 130.8                 |
| 1943      | 128.2                | 126.4 | 131.2   | 133.3                                     | 130.3                 | 131.3                | 127.7 | 133.2   | 136.6                                     | 136.3                 |
| 1944      | 138.4                | 138.4 | 135.7   | 136.7                                     | 136.6                 | 139.4                | 137.1 | 139.4   | 142.0                                     | 142.4                 |
| 1945      | 152.8                | 152.3 | 146.2   | 148.5                                     | 145.6                 | 146.2                | 144.3 | 144.5   | 146.8                                     | 147.9                 |
| 1946      | 167.1                | 167.4 | 159.1   | 161.1                                     | 158.1                 | 159.7                | 157.5 | 157.9   | 159.3                                     | 160.0                 |
| 1947      | 202.4                | 203.8 | 183.9   | 184.2                                     | 184.0                 | 193.1                | 191.6 | 183.7   | 186.8                                     | 186.9                 |
| Mar. 1949 | 227.3                | 228.3 | 214.7   | 217.8                                     | 214.7                 | 218.6                | 214.3 | 215.2   | 221.5                                     | 218.1                 |
| Apr. 1949 | 225.9                | 226.6 | 214.6   | 217.7                                     | 214.7                 | 217.2                | 212.5 | 214.9   | 221.3                                     | 217.7                 |
| May 1949  | 222.2                | 222.1 | 211.7   | 213.3                                     | 212.6                 | 212.5                | 207.4 | 212.5   | 217.5                                     | 215.9                 |
|           | % increase over 1939 |       |   |   |                       | % increase over 1939 |       |   |   |                       |
| May 1949  | 101.6                | 107.6 | 78.4  | 78.1                                      | 78.7                  | 101.2                | 108.9 | 81.0  | 78.4                                      | 85.3                  |

The index numbers shown are for combined material and labor costs. The indexes for each separate type of construction relate to the United States average for 1926-29 for that particular type — considered 100.

Cost comparisons, as percentage differences for any particular type of construction, are possible between localities, or periods of time within the same city, by dividing the difference between the two index numbers by one of them; i.e.:

$$\begin{aligned} \text{index for city A} &= 110 \\ \text{index for city B} &= 95 \end{aligned}$$

(both indexes must be for the same type of construction).

Then: costs in A are approximately 16 per cent higher than in B.

$$\frac{110-95}{95} = 0.158$$

Conversely: costs in B are approximately 14 per cent lower than in A.

$$\frac{110-95}{110} = 0.136$$

Cost comparisons cannot be made between different types of construction because the index numbers for each type relate to a different U. S. average for 1926-29.

Material prices and wage rates used in the current indexes make no allowance for payments in excess of published list prices, thus indexes reflect minimum costs and not necessarily actual costs.

These index numbers will appear whenever changes are significant.



# NEW!

# INSULITE INSULATING WOOL

MADE OF  
**FIBERGLAS**  
T. M. REG. U. S. PAT. OFF.  
MANUFACTURED BY  
OWENS-CORNING FIBERGLAS CORPORATION

High quality construction at a low price—that's what prospective home owners are demanding. And when it comes to flexible insulation, **INSULITE Insulating Wool** is made to order to meet just such demands. Here, then, is a permanent, highly efficient insulation—competitively priced!

### LOOK AT ALL THESE ADVANTAGES

Made of fine fibers of glass, forming millions of tiny air pockets, it is a highly efficient barrier to the flow of heat.

**INSULITE Insulating Wool**, being light in weight and highly resilient, stays put—doesn't disintegrate or pack down.


**INSULITE Insulating Wool** can not rot or burn. It is highly resistant to moisture and vermin. You can rely on efficient insulation for the full life of your buildings.

Immediately available in a wide choice of standard and special forms designed to serve particular purposes and to simplify application. Paper enclosed **Batt** and **Roll Blankets** have a proper vapor barrier to control moisture condensation . . . nailing flange for easy recessed application. **Utility Batts** for packing between 16" or 24" studding—no paper enclosure or vapor barrier. **Pouring Wool** for hand pouring over finished ceilings . . . packing in narrow and irregular spaces. Nodulated for easy, even spreading.

Specify **INSULITE Insulating Wool**. You'll be giving your clients the highest quality flexible insulation—at a reasonable cost.



ROLL BLANKET



BATT  
BLANKETS



UTILITY  
BATTS



POURING  
WOOL

Refer to Sweet's File,  
Architectural Section 10a/9

"Insulite" is a registered  
trade mark, U.S. Pat. Off.

Double Duty  
**INSULITE**  
The GENUINE

INSULITE DIVISION  MINNESOTA & ONTARIO  
PAPER COMPANY  
MINNEAPOLIS 2, MINNESOTA

INSULITE DIVISION, MINNESOTA AND ONTARIO PAPER COMPANY  
Dept. AR-89 Minneapolis 2, Minnesota

Please send me descriptive folder of your new INSULITE Insulating Wool.

Name \_\_\_\_\_

Address \_\_\_\_\_

City \_\_\_\_\_ State \_\_\_\_\_ 6-9



## REQUIRED READING

### WRIGHT'S SULLIVAN

*Genius and the Mobocracy.* By Frank Lloyd Wright. Duell, Sloan & Pearce, Inc. (270 Madison Ave., New York 16, N. Y.), 1949. 8 by 10 in. xiv + 112 pp., illus. \$5.00.

At long last here is the book which everyone expected and hoped Frank Lloyd Wright would write some day — his own personalized tribute to Louis Sullivan. It was worth waiting for: no one but Mr. Wright could have written it. No one else could have written it, in the first place, in the compelling, unusual and fascinating style which is peculiar to FLW, and which makes the book so largely what it is. No one else, secondly, could have so accurately put his finger on the genius that was Sullivan's. And above all, no one else could have given us such an intimate and understanding portrayal of the man whom Mr. Wright to this day calls his "lieber-meister."

This is not a biography, be it said right here and now. Nor, as Mr. Wright states emphatically in his opening pages, is it the tribute of the disciple to his master. Says Mr. Wright: "Not having so much to be humble about, I have tried — with honest arrogance — to describe the tragedy, triumph, and significance of the great man who invariably signed himself Louis H. Sullivan; to tell you why I, though never his disciple — nor that of any man — called him 'lieber-meister' . . . this book is the true story of a personal experience now necessary to put on the record, no more for his sake than for my own, because the historical view of each where the other is concerned is getting so badly out of focus that only I can right it. I meant to write not *as* the disciple I never was, nor the pupil he never wanted, but write as the capable workman who understood (that is to say, loved) the man he served — a man who loved him in return. From me should come appreciation of the master's work as the master himself saw his own work and as I saw him. But this book is not about him — it is about our work-life and struggle while we were together."

The person who opens this book (as who will not?) expecting to find it an interpretation of Frank Lloyd Wright as well as of Louis H. Sullivan will not be disappointed. There is much in it which has little if any bearing on Sullivan, but which is deeply revealing of

FLW. This is particularly true of the first four chapters (comprising the first two books), which are concerned chiefly with Mr. Wright's own characteristic philosophy. To wit: "The truth is, we need originality more than it was ever needed to make good our claim to democratic freedom. Why can't we be honest about it? If one must steal it — steal it. Take it straight! Why fake it and spoil it?" And again: "Owing to a foolish, ignorant competition for technique before there is or can be any idea for which to use it, recourse to the 'ready-made' takes the place of the self-sacrifice of interior discipline."

The main portion of the volume, however, is a fairly factual account of the years Mr. Wright spent in the office of Adler and Sullivan. It is, of course, written in such a way that the interest of the reader is divided almost equally between the author and his subject. This is as it should be: the story is that of both men.

The Sullivan who emerges from these pages is heartbreaking: brilliant, beloved, sensitive (a lyric poet, says Mr. Wright), never in his lifetime given anything like the recognition he deserved, dying poor and broken and almost alone. He and FLW had quarreled years before, but fortunately had come together again and at the end were closer than at any time in their long friendship. Thus it was that Sullivan gave Wright a hundred or more of his beautiful drawings, many of which are reproduced here, asking, "Frank, you will be writing about these some day?" "Yes, lieber-meister, I will," FLW promised. That promise now has been kept — and kept handsomely.

### POST (PERSIAN) WAR PLANS

*How the Greeks Built Cities.* By R. E. Wycherly. The Macmillan Company (60 Fifth Avenue, New York 11, N. Y.), 1949. 5½ by 8½ in. 228 pp., illus. \$4.50.

This study of Greek architecture in its relationship to city planning has been made by a classical scholar who finds a similarity between the conditions and problems of the ancient Greeks and those of our own time.

Athens, Miletus, and many other Greek cities were leveled by the Persian Wars much as the cities of Europe have been destroyed by the world wars of the Twentieth Century, and were rebuilt from their ruins as Europe is planning to rebuild today. Mr. Wycherly finds

that although some of the postwar planning of the Greeks called for mere restoration, many cities were able to create new plans which met the new needs of their citizens without imposing artificial grandeur. The men who rebuilt Miletus made good use of the gridiron system, a logical scheme which at the small Greek scale had not developed its modern disadvantages. Athens was able to restore its ancient monuments and to add new facilities, while other cities provided for expansion which occurred much as they anticipated.

The author discusses in detail the various types of Greek buildings: the fortifications; the agora; the shrines and official buildings; the gymnasiums, stadiums, and theaters; the fountain buildings; and even Greek houses, a subject of which he has made a particularly conscientious study.

Also of special interest are his observations of the effect of changing political systems on the face of the Greek city, as the acropolis, the ancient stronghold of the kings, was supplanted by the agora, the public gathering place of the citizens and the focus of legislative buildings.

*How the Greeks Built Cities* will be an invaluable reference work for historians and students of the classics, and it will also give modern architects and planners an enlarged view of their craft and its possibilities.

### SHOPPING CENTER PLANNING

*Shopping Centers: An Analysis.* Seward H. Mott and Max S. Wehrly, Editors. Technical Bulletin No. 11. Urban Land Institute (1737 K St., N.W., Washington 6, D. C.), 1949. 8½ by 11 in. 48 pp., illus. \$5.00 to non-Institute members.

Here is an excellent small bulletin which will be welcomed by the architect about to plan a shopping center. Not only does it present 19 centers of varying sizes and in many sections of the country, describing and discussing each in detail; it also points out the good and bad features of each, analyzes the site plan, and gives dimensions and total floor area of each store included in the group. In addition, there are tables arranged to serve as a guide in the determining of parking space required.

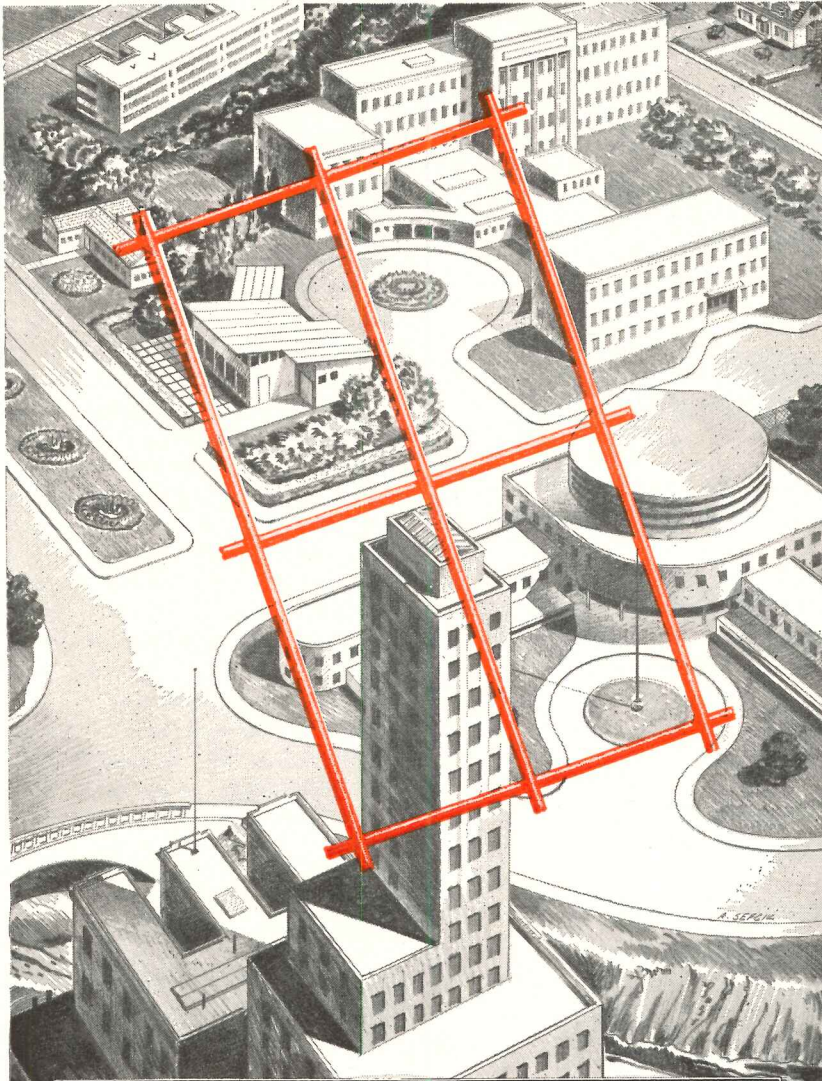
The editors have arranged their material wisely: the 19 projects are presented first, and the general discussion follows. This permits the drawing of certain conclusions from the projects themselves, particularly on the tricky subject of how much parking space

(Continued on page 30)

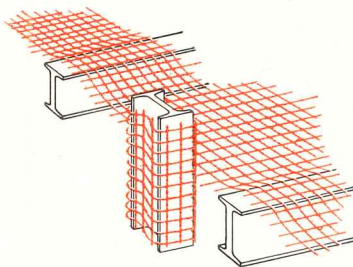


*For these two important reasons*

**specify American Welded Wire Fabric**



This sketch shows where American Welded Wire Fabric is used in modern concrete buildings. It reinforces walls, floors and roofs, can be draped over beams and girders and wrapped around pillars. Many uses of concrete in irregular structural shapes are made practical by American Welded Wire Fabric reinforcement.



**First** it is the most efficient reinforcement. Its many small members of cold drawn, high yield-point steel fortify all parts of the concrete structure. Rolls and flat sheets of American Welded Wire Fabric provide continuous reinforcement in buildings, bridges, tunnels, etc. It can be wrapped around pillars, beams and girders, laid in steps, stairs and other irregular structural shapes.

**Second** it is the most economical reinforcement. You need less steel, less concrete, when you specify American Welded Wire Fabric, for thinner slabs carry higher allowable stresses. The mesh can be placed quickly and easily, lies flat and stays in its proper place during all construction operations. All of which adds up to important savings in construction time, in material and labor costs.

These are the main reasons why so many architects and engineers specify American Welded Wire Fabric reinforcement for all types of concrete construction . . . not only in skyscrapers, hospitals, and schools, but in fine modern homes and in small home developments as well.

When you are planning any kind of concrete construction our technical staff will be glad to supply complete data on specific design and standard styles of fabric that are available. Write to our nearest office today, you incur no obligation.

AMERICAN STEEL & WIRE COMPANY  
GENERAL OFFICES: CLEVELAND, OHIO  
COLUMBIA STEEL COMPANY, SAN FRANCISCO  
PACIFIC COAST DISTRIBUTORS  
TENNESSEE COAL, IRON & RAILROAD COMPANY, BIRMINGHAM  
SOUTHERN DISTRIBUTORS  
UNITED STATES STEEL EXPORT COMPANY

*Every type of concrete construction needs*

**AMERICAN WELDED WIRE FABRIC**

*reinforcement*

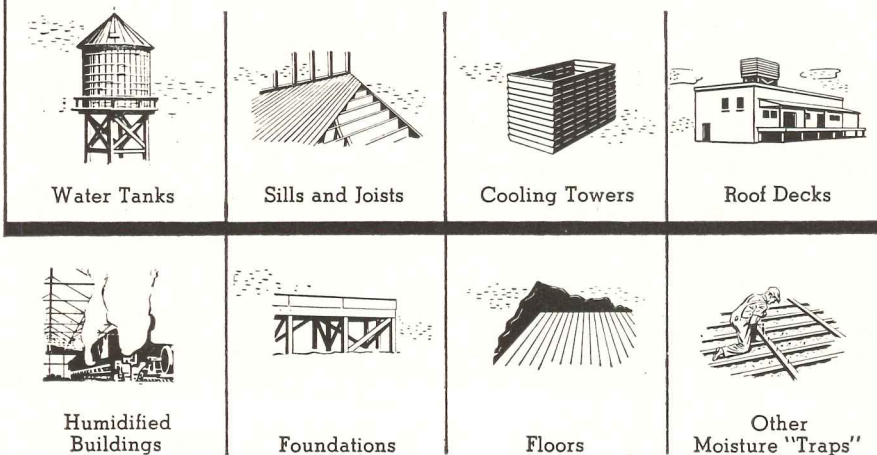


UNITED STATES STEEL



# WOLMANIZED PRESSURE TREATED LUMBER

## Means Absolute Protection to Wood Endangered by ROT and TERMITES



Here are six common conditions where WOLMANIZED Pressure-Treated Lumber provides protection from decay and termites:

1. Where excessive ground moisture, rain or thaws cause early decay failures.
2. Where wood near the ground is open to termite attacks.
3. Where wood is in contact with damp concrete or masonry.
4. Where steam and vapor from industrial processes promote wood decay.
5. Where walls, floors, ceilings are subject to condensation from refrigeration.
6. Where wood is exposed to moisture in artificially humidified buildings.

Investigations by qualified technologists prove that on installations where decay and termites ordinarily shorten lumber life, WOLMANIZED Pressure-Treated Lumber lasts *Three to Five Times Longer* than untreated wood.

Such lasting protection is assured because penetrating, preservative solutions are forced, by vacuum-pressure treatment, deeply into the wood fibers of WOLMANIZED Lumber. And, WOLMANIZED Lumber is clean, odorless, paintable, non-corrosive, non-leaching and glueable. Only WOLMANIZED Lumber offers *all* these extra advantages.

### FIND OUT HOW WOLMANIZED LUMBER GIVES YOUR CLIENTS EXTRA VALUE

This informative booklet tells you all the facts about WOLMANIZED Lumber, and how it saves time and money for your clients. Be sure to have a copy—write for yours today.



## AMERICAN LUMBER & TREATING COMPANY

General Offices: 332 South Michigan Avenue, Chicago 4, Illinois

Branch Offices: Baltimore, Boston, Jacksonville, Fla., Los Angeles, New York, Philadelphia, Portland, Ore., San Francisco, Washington, D. C.



## REQUIRED READING

(Continued from page 28)

must be provided. This, probably more than anything else, recommends the bulletin to the architect.

### NEW UNDERWRITERS CODE

*National Building Code, 1949 Edition. Recommended by the National Board of Fire Underwriters. (85 John Street, New York 7, N. Y.), 1949. 6 by 9 in. 258 pp.*

This 45th edition of the National Building Code contains revised provisions for fire safety, having been rewritten "to conform to the advances in knowledge and experience which have resulted from new methods and materials, and to suggest new methods of protection required by new hazards." It is designed for adoption by American municipalities with a minimum of local change, and regulates all matters relating to the construction, alteration, removal, or demolition of buildings, and to equipment, occupancy, and maintenance which must be considered in planning. The code does not specify definite materials, assemblies, or designs, but rather sets up performance requirements, leaving the actual choice of materials to the architect.

Copies of this code may be obtained at the offices of the National Board of Fire Underwriters at 85 John Street, New York City; 222 West Adams Street, Chicago, and 1014 Merchants Exchange Building, San Francisco.


### GOTHIC ENGINEERING

*Cathedrals and How They Were Built. By D. S. H. Cranage. Cambridge University Press. Distributed by the Macmillan Company (60 Fifth Avenue, New York 11, N. Y.), 1948. 8½ by 6½ in. 60 pp., illus. \$2.50.*

Not art and symbolism, but structural principles are the chief topic of this compact study of medieval religious buildings. The author describes the problems which had to be solved before succeeding types of vaults and domes could be made to stand securely, and shows how builders used the materials at hand to work out solutions. Not all cathedral building was uniformly dependable, however, and the book contains some interesting accounts of structures that failed soon after building, and of special reinforcement techniques that have been worked out to preserve ancient pillars and foundations.

This book is illustrated with line drawings of details and 20 photographs of cathedral interiors.





Sears, Roebuck & Co.  
Salt Lake City

Architects & Engineers  
Ashton & Evans  
Salt Lake City

Consulting Architect  
John Stokes Redden  
A.I.A., Chicago

Behind the  
**BRASCO  
FRONT**  
*there's*



# MERCHANDISE ON THE MOVE

IT'S no coincidence that Brasco Fronts lend distinctive identity to so many successful retail enterprises. New trends, new developments in store architecture always find Brasco at the front with construction to do the job better, more effectively and most economically. That's why owners and architects repeatedly specify Brasco as expansion and modernization progress.

Our Safety-Set Store Front Construction features metal sections reduced in size for maximum *Sellelevision\** . . . heavy bars substantially reinforced, to safely support enlarged and heightened areas . . . simplified setting in Brasco's deeper and more uniform grip on the glass for utmost protection.

The complete Safety-Set line is expertly fabricated in both handsome heavy-gauge stainless steel and anodized aluminum. Installations require stock size millwork only providing *economy* as well as sound construction with irresistible eye appeal. Compare Safety-Set with any other metal store front construction and judge its merits for yourself . . . *write for catalog and full size details.* \* ©


★ ★ A COMPLETE LINE FOR EVERY DESIGN ★ ★

**Brasco**  
SAFETY-SET  
STORE FRONTS

**BRASCO MANUFACTURING CO.**  
HARVEY • (Chicago Suburb) • ILLINOIS

Specialists in Metal Store Front Construction for more than 35 Years





## **KWIKSET CHALLENGES COMPARISON ON PRICE, BEAUTY, QUALITY!**

- On every count, Kwikset Locks score high with residential architects and builders. That's why more than 4,000,000 are already in use!

Price is low . . . because engineered craftsmanship makes volume production practical . . . and easy 2-hole installation cuts labor and time to a minimum on the job.

Quality is high . . . because Kwikset working parts are of brass stampings or pressure-cast Zamak No. 5, the rugged, high-test\* alloy that stands up under years of heavy service. Kwikset materials and workmanship are *unconditionally guaranteed!*

Beauty makes Kwikset Locks a credit to the home—and to the architect who puts them there. Cleanly designed, handsomely hand-finished in polished or satin brass or chrome, or satin bronze, they are authentic for every traditional or modern residence!

Available for all standard residential installations and in all popular U.S. finishes. Deadlatch optional. Write for file-size catalogue.

\*Tensile strength, 45,400 lbs./sq. in.; compression strength, 87,000 lbs./sq. in.; impact strength, 18 ft. lb.

Manufactured by KWIKSET LOCKS, INC. Anaheim, California

Distributed by **PETKO INDUSTRIES, INC.**, 1107 East Eighth Street, Los Angeles 21, California



FOR *Easy* MAINTENANCE — *Sparkling* GOOD LOOKS

WALLS AND FLOORS ARE . . .

GENUINE CLAY  
*tile*



The maintenance superintendent of this modern school says: "I can wash down all the corridors in this building in a single day. Without tile, it would be a two to three week job!"

Yes, floors and walls of sparkling clay tile are easy to clean . . . keep their gleaming spic-and-span freshness for a lifetime. Even the pranks of mischievous youngsters leave clay tile's finish unimpaired. And the rich colors won't fade because *they are fired in.*

Water? It leaves no tell-tale streaks or fade-marks on a clay tile

surface. Soaps, acids and greases are handled with equal ease.

And wherever you use it, clay tile means maintenance-cost savings that clients appreciate. It's in to stay—it stays good looking!


Today, genuine clay tile is available—there is no need to accept substitutes. For specific information, see Sweets Architectural or A-E-C File, THE TILE COUNCIL OF AMERICA, Room 3401: 10 East 40th Street, New York 16, New York. Room 433: 727 West Seventh Street, Los Angeles, Cal.

The Tile Council of America was formed in January, 1945, to provide a central source of information about clay floor and wall tile, and to sponsor research and development projects designed to increase the usefulness of clay tile in all types of private and public building.

**PARTICIPATING COMPANIES:** American Encaustic Tiling Company Inc. • Architectural Tiling Company, Inc. • Atlantic Tile Manufacturing Company • B. Mifflin Hood Company • Cambridge Tile Manufacturing Company • Carlyle Tile Company • General Tile Corp. • Gladding, McBean & Company • Mosaic Tile Co. • Murray Tile Company, Inc. • National Tile & Manufacturing Company • Olean Tile Company • Pacific Clay Products • Pacific Tile and Porcelain Co. • Pomona Tile Manufacturing Company • Robertson Manufacturing Company • The Sparta Ceramic Company • Summitville Face Brick Company • United States Quarry Tile Company

**THE MODERN STYLE IS CLAY TILE**





# 4 types of AAF filters serve The Shamrock



Construction Manager: **STONE & WEBSTER ENG. CORP.**  
Architects-Engineers: **WYATT C. HEDRICK**  
Air Conditioning Contractors: **ASSOCIATED MECHANICAL CONTRACTORS**

**New Houston, Texas luxury hotel features filtered air for guest comfort and economy of operation.**

**EVERY** guest room as well as lobby, restaurants, shops and service quarters are air conditioned at The Shamrock. It takes 30 separate air conditioning systems to do the job and 4 different types of AAF Filters to provide the varying degrees of air cleaning required.

AAF is the only single manufacturer who could have supplied this range of filter equipment. The reason—it is the

only company producing a complete line. Filters on this job range from the simple viscous unit type to the high efficiency, self-cleaning electronic precipitator. The air conditioning engineers analyzed the needs of each individual system—then specified the filter to meet the specific requirement.

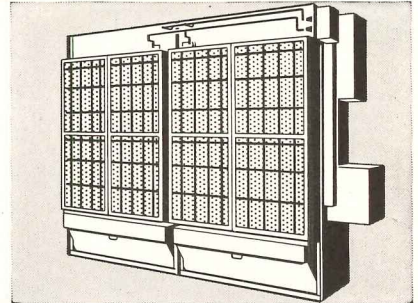
Filtered air, free of dust, dirt and smoke, is a sound investment for every business. But your needs can vary from a similar business in another locality or a different business right next door. AAF's complete line of product plus 25 years' successful engineering experience assures an impartial and sound solution to your air cleaning problems.

For complete product and application data, call your nearby AAF representative or write direct to:

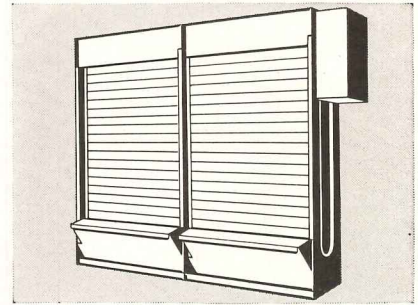
## **AMERICAN AIR FILTER COMPANY, INC.**

389 Central Avenue, Louisville 8, Ky.  
In Canada: Darling Bros., Ltd., Montreal, P. Q.

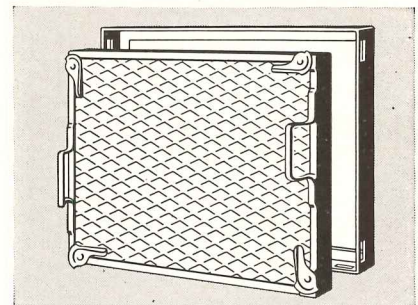
**THESE  
AAF PRODUCTS SERVE  
THE SHAMROCK'S  
AIR CLEANING NEEDS**



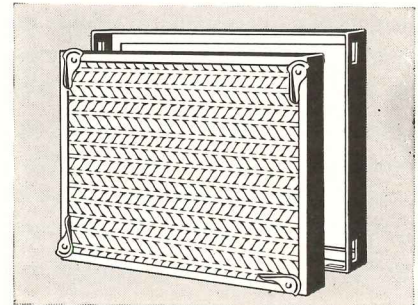
**ELECTRO-MATIC** high efficiency automatic electronic precipitators provide super-clean air for the air conditioning systems that serve the hundreds of guest rooms.



**MULTI-DUTY** automatic viscous filters clean the air for those air conditioning systems which supply the lobby, dining rooms, and all public rooms below the third floor.



**M/W UNIT** filters provide clean air for the laundry and other work areas.



**A/C UNIT** filters are used in the garage adjoining the hotel.


*A typical example of "Selective Air Filtration"—the right filter for every job.*



**AIR FILTERS  
AND ELECTRONIC PRECIPITATORS**



**from Promise to Performance**



**rely on Medart... for complete planning service**

WHETHER you're planning to install new Gymnasium Apparatus ... Steel Lockers ... Gym Seats, or all three, you'll want the advantages of Medart consultation and planning *first*. Because it's that first step ... relating plans to needs, based on budget limitations, that prepares the way for proper installation ... with none of the headaches of changed plans due to unforeseen problems ... of unreckoned expenses that necessitate disheartening concessions from original plans. It may often mean the difference between a complete program and a compromise, partial one! It costs no more and results are sure ... if you let Medart *put it on paper first!*

**MEDART MAKES**

- Gymnasium Apparatus
- Basketball Backstops
- Telescopic Gym Seats
- Basketball Scoreboards
- Acromat-Trampolin
- Steel Lockers
- Steel Lockerobes



**FRED MEDART PRODUCTS, INC.**  
 3535 DE KALB ST. ST. LOUIS 18, MO.


**LEADERS FOR OVER 75 YEARS IN THE MANUFACTURE OF SCHOOL EQUIPMENT**




# Manhattan's four new skyscrapers




**F**our great office buildings—most modern and largest to be erected in New York since V-J Day—will soon be added to the towering skyline of Manhattan. . . . In these magnificent structures some of America's greatest architects, engineers and contractors will demonstrate all that is newest and best in their fields. So it is no coincidence that all four of these skyscrapers will be completely air conditioned with the Conduit Weathermaster System developed by Carrier—leaders of the air conditioning industry. . . . In this system, outdoor air is cleaned, warmed and humidified—or cooled and dehumidified—in a central station air conditioner. Air is then distributed at high velocity through steel conduits similar to steam risers. Carrier Weathermaster units in the rooms mix the air from the conduits with recirculated room air, heating or cooling it as needed. Each occupant has individual control by the turn of a dial. For the architect and building owner, the elimination of bulky ducts is only one of many important advantages.



The huge Secretariat Building will be the first of several to rise on the United Nations site from 42nd to 48th Streets along the East River. Wallace K. Harrison of Harrison and Abramovitz is the principal architect. Syska & Hennessy, Inc., are the Consulting Engineers. Builders are Fuller-Turner-Walsh-Slattery, Inc. Almirall and Co., Inc., are Mechanical Contractors.



100 Park Avenue is the address of this 36-story building, now under construction. It is scheduled for completion early in 1950. Kahn and Jacobs are the Architects. Jaros, Baum & Bolles are the Consulting Engineers. General Contractor is the George A. Fuller Company. Kerby Saunders, Inc., is Mechanical Contractor. Owners are 100 Park Avenue, Inc.



The Mutual Life Insurance Building with 25 stories, between 55th and 56th Streets on Broadway, is expected to be completed about the middle of next year. Architects are Shreve, Lamb & Harmon Associates. General Contractor is Turner Construction Company. Jaros, Baum & Bolles are Consulting Engineers and Wolff & Munier, Incorporated, Mechanical Contractors.




# will be CARRIER air conditioned



HERE ARE SOME OF THE REASONS WHY, IN ADDITION TO THE USUAL BENEFITS OF AIR CONDITIONING, LEADING ARCHITECTS AND ENGINEERS RECOMMEND THE CONDUIT WEATHERMASTER SYSTEM FOR MULTI-ROOM BUILDINGS:

- 1 Tremendous space savings are effected for new buildings, resulting in either lower building heights for the same number of floors or more rentable floors for the same building height.
- 2 Building costs are greatly reduced, increasing return on investment.
- 3 Return air ducts are either eliminated or greatly reduced, saving rentable floor area and minimizing transmission of noise and odors from room to room.
- 4 Outside air openings are smaller in size or fewer in number than with other types of systems. Numerous openings through building walls for outside air supply are eliminated.
- 5 The system is ideally suited to partition changes for tenants.
- 6 Constant ventilation supply to individual rooms is assured.
- 7 Each room has individual control—a turn of a dial adjusts its weather.
- 8 The system harmonizes well with modern architectural treatment.
- 9 A minimum of moving parts means long life with minimum service.
- 10 Operation is silent—there is no running mechanism in the rooms.
- 11 Locations and areas for equipment rooms are substantially reduced in number and size.
- 12 Air is distributed without drafts.
- 13 Provides ideal winter heating with hot water.
- 14 Pre-fabricated fittings and conduit make it easily installed.



The 41-story building at 1407 Broadway is scheduled for completion early in 1950. Architects are Kahn and Jacobs. Consulting Engineers are Jaros, Baum & Bolles. General Contractor is J. H. Taylor Construction Co. Mechanical Contractor is Raisler Corporation. S. M. Hirsch is President and William Zeckendorf is Chairman of the Board of the 1407 Broadway Realty Corporation.

## AN INVITATION

*You are cordially invited to consult with us at any time about the advantages of the Conduit Weathermaster System for multi-room buildings*

**Carrier**

**AIR CONDITIONING • REFRIGERATION • INDUSTRIAL HEATING**

CARRIER CORPORATION, SYRACUSE, NEW YORK



**THE FOREST HILLS PARK APARTMENTS**  
13995 Superior Rd., East Cleveland, Ohio.

Architects, Weinberg, Laurie & Teare, Cleveland . . . Gen'l Contr., The Shaker Masonry & Concrete Co., Cleveland . . . Plastering Contr., Jos. Marino, Cleveland . . . Lathing Contr., Chas. Molino, Cleveland.




## with Gold Bond Solid Partition System

ARCHITECTS Weinberg, Laurie and Teare saved about 4" per wall in these fine new Cleveland apartments by using the Gold Bond 2 inch Solid Partition System. This modern system combines solid Gold Bond Plaster and Metal Lath to give super strength partitions, about 2 inches thick, that are *fireproof* and effectively subdue noise transmission. But the big plus is approximately 7% increase in the income-producing living space.

What's more, the architect is relieved of one big worry when he specifies Gold Bond materials right down the line because the responsibility for performance is centered on one dependable manufacturer—the National Gypsum Company. For your next job, check up on the Gold Bond Solid Partition System. Fully described in Sweet's, or drop us a card for a 15 minute demonstration—no obligation!


**NATIONAL GYPSUM COMPANY, BUFFALO 2, N. Y.**




You'll build or  
remodel better with  
**Gold Bond**

Over 150 Gold Bond Products, including gypsum lath, plaster, lime, wallboards, gypsum sheathing, rock wool insulation, metal lath products and partition systems, wall paint and acoustical materials.





Ceiling installation of Radiant Panels



Radiant Panels installed in floor

## HOW TO HEAT A MODERN HOME . . .

# *the Modern Way*




It's easy to understand the swing to B & G Hydro-Flo Radiant Panel Heating . . . it offers exclusive advantages with instant appeal to both the man and woman of the house.

This heating system is hidden away in the floor or ceiling—nothing visible—nothing to prevent complete freedom of furniture and drapery arrangement. It spreads an overall blanket of radiant warmth—draftless—soft and soothing as Spring sunshine.

All this luxurious comfort and convenience is provided at low operating cost. B & G Hydro-Flo Heating automatically adjusts itself to every change in the weather—never overheats—never burns fuel needlessly.

And not least, B & G Hydro-Flo Heating furnishes an all year 'round supply of hot water—24 hours a day—plenty for automatic washers, showers, every household use.

For the complete story, send for free booklet, "Capture the Sun with B & G Hydro-Flo Heating."




## **Hydro-Flo<sup>\*</sup> Radiant Panel Heating**

BELL & GOSSETT CO., Dept. BC-32, Morton Grove, Illinois

\*Reg. U. S. Pat. Off.





# Exide

EMERGENCY  
LIGHTING

## A safeguard against lighting failure for the buildings you design

The vital importance of emergency lighting protection in buildings of public assembly is being demonstrated daily. Despite all precautions of utility companies, accidents beyond their control can cause interruptions of normal electric current. Storms, floods, fires and collisions may occur with little or no warning and can be a serious menace to electric power lines.

Eliminate the danger of lighting failure in the hospitals, schools, theatres, stores and other buildings you design. Exide Emergency Lighting provides safe, sure, modern protection. Batteries are always fully charged and ready to take over the lighting load *instantly* and *automatically* when other sources fail.

**1888 . . . Dependable Batteries for 61 Years . . . 1949**

"Exide" REG. TRADE-MARK U. S. PAT. OFF.

THE ELECTRIC STORAGE BATTERY COMPANY, Philadelphia 32 • Exide Batteries of Canada, Limited, Toronto



# FOR LASTING SATISFACTION

*- turn to Wheeling!*



### WHEELING FLEXBEAD

A flexible corner plaster support that readily adapts itself to curves and arches. Use Wheeling Flat Apron Corner Bead for protecting exposed plastered corners.





### WHEELING BAR-Z PARTITIONS

Its few unit parts quickly assemble into non-bearing hollow plastered steel stud and metal lath partitions, or free-standing wall furring.


### WHEELING BAR-X-LATH

Stands stiff to the trowel, handles easier, faster, needs no stretching. Four pairs of No. 11 rods are welded through the mesh for reinforcement.




### WHEELING DIAMOND LATH

Flat, perfectly straight with parallel sides, it is easy and fast to install. Stiffest lath of its type. Impervious to rust.



### WHEELING CORNERLATH

A new reinforced selvage edge cornerlath for fully plastered exposed corners and inside corner work.



### WHEELING TRI-RIB ROOF DECK

Assembles quickly at low cost, in continuous lengths up to 22' 6" over 4 supports. Cop-R-Loy steel resists rust and corrosion.

**WHEELING CORRUGATING COMPANY**  
**WHEELING, WEST VIRGINIA**

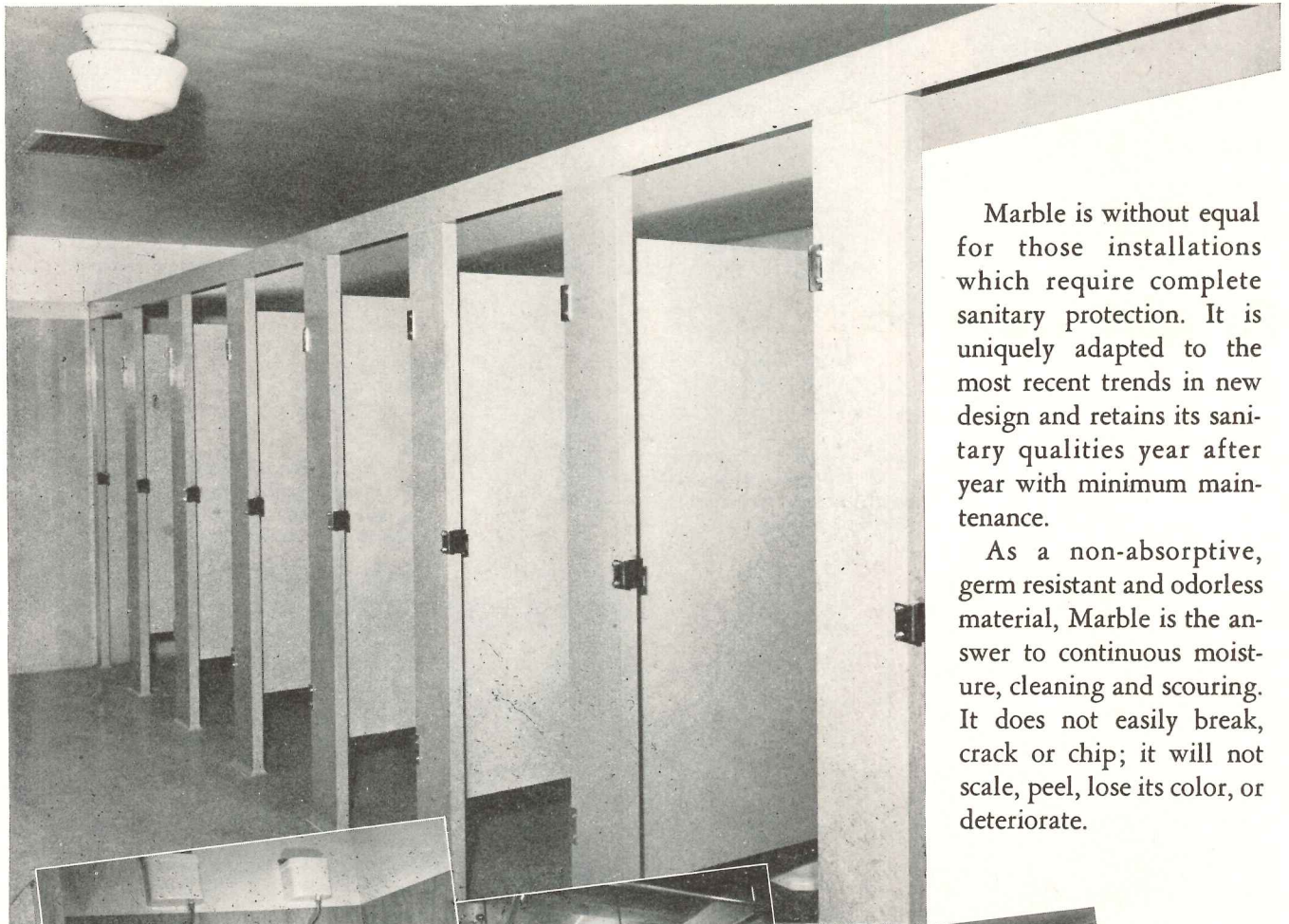
Atlanta • Boston • Buffalo • Chicago • Cleveland • Columbus • Detroit • Kansas City  
 Louisville • Minneapolis • New Orleans • New York • Philadelphia • Richmond • St. Louis







# marble

is a sanitary cloak of protection . . .



Marble is without equal for those installations which require complete sanitary protection. It is uniquely adapted to the most recent trends in new design and retains its sanitary qualities year after year with minimum maintenance.

As a non-absorptive, germ resistant and odorless material, Marble is the answer to continuous moisture, cleaning and scouring. It does not easily break, crack or chip; it will not scale, peel, lose its color, or deteriorate.



*Write Managing Director  
for latest literature  
on foreign and domestic  
marbles. Dept. 39-F*



**Marble Institute  
of America, inc.**

108 FORSTER AVENUE, MOUNT VERNON, N. Y.





Buyer's Room, Textron, Inc., New York, N. Y.



## Bright new design ideas with G-E lamps

Every General Electric lamp in the new buyers' room at Textron, Inc. does double duty—as decorative *and* utility lighting.


For general lighting, General Electric fluorescent and projector lamps add a modern touch, give plenty of light for comfortable seeing. The stage and displays are highlighted by General Electric projector and

reflector lamps in distinctive fixtures to focus attention and show off fabrics at their best.


Whether you're designing a show room or a store, a factory, office, restaurant or home, specify General Electric lamps. Their quality is assured by more than 480 tests and inspections and they are constantly being improved to **STAY BRIGHTER LONGER.**



Concealed in circular covers above pillars, G-E 15-watt fluorescent lamps in an overlapping pattern give unique decorative effect.



Display is lighted by G-E 40-watt fluorescent lamps recessed in vertical, tapered post. Three projector lamps on post provide accent lighting on model.




"Floating" fixture has G-E 40-watt fluorescents on top to brighten ceiling. Adjustable projector lamps in bottom bring accent lighting close to display.

*You can put your confidence in—*

**GENERAL**  **ELECTRIC**






**GIVE YOUR CLIENTS**  
 more home comfort...  
 more planning freedom

**WITH CRANE  
 BASEBOARD HEATING!**


Crane Radiant Baseboard Panels are as inconspicuous as they are efficient... especially when painted to match the walls. They heat rooms evenly throughout, from the floor up. Best of all, these modern panels permit complete freedom in furniture arrangement—they claim no valuable floor or wall space.

Crane Radiant Baseboard Panel Heating is economical and utilizes the maximum amount of heat developed by the heating system. Available in two types (Type R, Radiant—Type RC, Radiant-Convection), baseboard panels may be used with 2-pipe steam or hot water systems—they're completely practical for remodeling as well as for new homes.

See your Crane Branch or Crane Wholesaler for full information on Crane Radiant Baseboard Panels.



**CRANE BOILERS** cover every heating need. Among them are, left, the CRANE SIXTEEN Boiler, a completely packaged boiler-burner unit; and, right, the CRANE TWENTY Boiler, which may be installed to burn coal, later converted to stoker, oil, or gas.




# CRANE

CRANE CO., 836 S. MICHIGAN AVENUE, CHICAGO 5, ILL.

**Plumbing and Heating**

*WORLD'S LARGEST PRODUCERS OF VALVES AND FITTINGS*

**EVERYTHING FOR  
 HOME HEATING**



Gas Boilers

Furnaces

Stokers

Oil Burners


Radiators and Convectors

Controls

Pipe, Valves and Fittings

**NATION-WIDE SERVICE THROUGH BRANCHES, WHOLESALERS, PLUMBING AND HEATING CONTRACTORS**






## **TRAVERTONE** An acoustical ceiling of distinctive beauty

Architectural plans often call for an acoustical material that's not only efficient but distinctive in appearance as well. Armstrong's Travertone will meet that kind of specification. The white painted surface of Travertone is fissured to give it a random texture that avoids mechanical appearance as much as possible. A ceiling of this unusual texture looks well in most any type of interior—traditional or modern. And Travertone is highly efficient, absorbing as much as 70% of the sound that strikes its surface.

Armstrong's Travertone is made of mineral wool, fully meeting the requirements of building codes as an incombustible material. It's available with either square or beveled edges. The square-edged material is slotted—or kerfed—along the sides to receive splines which assure perfect surface

alignment. Both types can be cemented in place to any solid, sound surface.

If your plans require a low-cost material, Armstrong's Cushiontone may be more suitable. For moisture resistance, consider Armstrong's Corkoustic. For very high efficiency, there's Armstrong's Arrestone. For complete details and assistance, contact your Armstrong acoustical contractor or write to Armstrong Cork Company, 2408 Stevens St., Lancaster, Pennsylvania.



\*TRADE-MARK REGISTRATION APPLIED FOR

# **ARMSTRONG'S ACOUSTICAL MATERIALS**

*low-cost*  
**CUSHIONTONE®**

*beautiful*  
**TRAVERTONE\***

*incombustible*  
**CUSHIONTONE F**

*moisture-resistant*  
**CORKOUSTIC®**

*efficient*  
**ARRESTONE®**






PHOTOGRAPH BY SUTER, HEDRICH-BLESSING, LTD.

The new "Random Clear"  
Insulux Glass Block →

**New beauty with Insulux:** Handsome new Insulux Glass Block No. 331 has remarkable variation in design, and is called "Random Clear" because each succeeding block differs from the last. Its appearance is of a character usually associated with fine handmade glass. Through ingenious use of automatic equipment, more than 80 different face designs are made. Yet, all are similar. For complete information, write American Structural Products Company, Dept. F-23, P.O. Box 1035, Toledo 1, Ohio.





# Jenkins PRACTICAL PIPING LAYOUTS 43

How to plan a  
**COOLING TOWER  
 WATER SYSTEM  
 FOR MULTIPLE  
 STORY BUILDINGS**

**VALVE RECOMMENDATIONS**  
 For details and valves to suit varying conditions see Jenkins Catalog

| Code | Quantity | Fig. No. | Type              | Service                                    |
|------|----------|----------|-------------------|--|
| A    | 2        | 651      | I. B. B. M. Gate  | Cooled Water Discharge from Cooling Tower  |
| B    | 6        | 47       | Bronze Gate       | Individual Floor Shutoffs                  |
| C    | 1        | 106-A    | Bronze Globe      | Downcomer drain                            |
| D    | 1        | 651      | I. B. B. M. Gate  | Pump Suction Shutoff                       |
| E    | 1        | 295      | I. B. B. M. Check | Centrifugal Pump Discharge                 |
| F    | 2        | 651      | I. B. B. M. Globe | Flood Level Valve Shutoff                  |
| G    | 1        | 142      | I. B. B. M. Gate  | Flood Level Valve Bypass Manual Control    |
| H    | 2        | 651      | Bronze Globe      | Warm Water Return to Cooling Tower Shutoff |
| J    | 3        | 106-A    | Bronze Globe      | Drain Valves                               |
| K    | 1        | 106-A    | Bronze Globe      | Pump Air Vent                              |
| L    | 2        | 47       | Bronze Gate       | Make-up Water to Cooling Tower             |

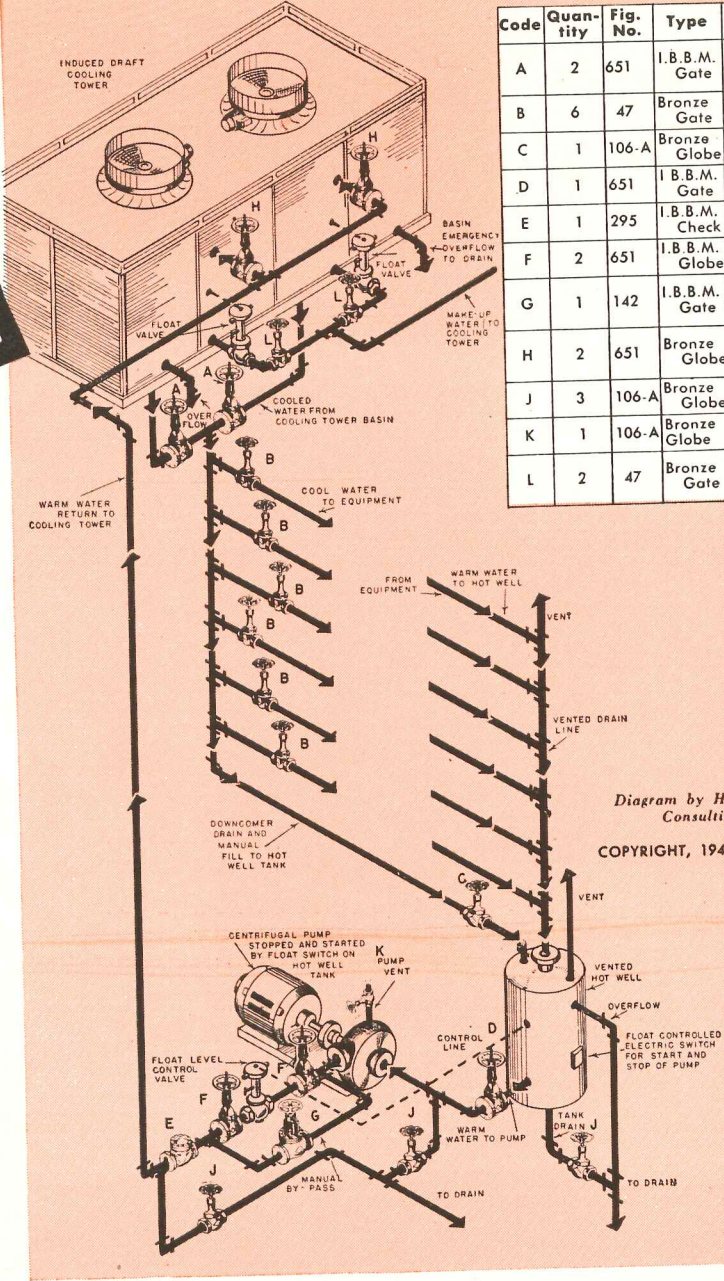


Diagram by Huxley Madeheim  
 Consulting Engineer  
 COPYRIGHT, 1949 - JENKINS BROS.

In areas where water costs are high, or consumption restricted by ordinances, users of large quantities for cooling purposes must provide for its reuse. This system is recommended for multiple story buildings where cooling water is required on several floors, with individually controlled air conditioning systems.

After water is cooled in tower, it discharges into downcomer and feeds all equipment. Used water drains and returns to cooling tower. The pump must be of sufficient capacity to handle simultaneous maximum flow. Flow regulation is accomplished by two float controls. One starts at high and stops at low water level. The other controls a regulating valve in the pump discharge, adding to the efficiency and service life of the pump.

In buildings 15 stories or over, pressure reducing valves may be necessary on the downcomer. Also, it may be more economical to sectionalize the building and maintain a pumping station and hot well for a specified number of floors.

Consultation with accredited piping engineers and contractors is recommended when planning any major piping installation.


**A CHOICE OF OVER 500 VALVES**

To save time, to simplify planning, to get all the advantages of Jenkins specialized valve engineering experience, select all the valves you need from the Jenkins Catalog. It's your best assurance of lowest cost in the long run.

Jenkins Bros., 80 White Street, New York 13; Bridgeport, Conn.; Atlanta; Boston; Philadelphia; Chicago; San Francisco, Jenkins Bros., Ltd., Montreal.

LOOK FOR THIS  DIAMOND MARK  
 Since *Jenkins Bros* 1864

Reserve your copy of  
**NEW BOOK OF PIPING LAYOUTS**  
 Nos. 26 to 50  
 A new book of Jenkins Practical Piping Layouts - Nos. 26 to 50 - including above, is in preparation. Mail coupon to get your copy when ready.



## JENKINS VALVES

For every Industrial, Engineering, Marine, Plumbing-Heating Service . . . in Bronze, Iron, Cast Steel, and Corrosion-resisting Alloys . . . 125 to 600 lbs. pressure.

Sold Through Reliable Industrial Distributors Everywhere

JENKINS BROS., 80 White Street, New York 13, N. Y.  
 Reserve copy of New Piping Layout Book for

Name.....  
 Company.....  
 Address.....  
 .....



Briggs  
presents


A NEW  
**BRIGGS**  
VITREOUS  
*At New*

**NEW, NEW, NEW!** A complete line of *vitreous china* lavatories by Briggs to add to the already outstanding line of Briggs Beautyware plumbing fixtures and brass fittings!

**SMART, SMART, SMART!** A wide variety of fixtures and fittings to harmonize with any decorative scheme for new homes or modernization work! **DIFFERENT, DIFFERENT, DIFFERENT!**

Yes . . . full of design features you'll find in no other lavatories! **COLOR,**

**COLOR, COLOR!** Sandstone . . . sky blue . . . sea green . . . ivory. **FOUR** exciting colors, plus white, moderately priced to fit every building budget.



**The new Briggs Beautyware lavatories are:**

- 1 THE WHITTIER (B-3210 HT)**, 19" x 17", shelf back, wall pattern, with chromium towel bars. Also available with chromium plated legs.
- 2 THE WHITMAN (B-3310 HT)**, 20" x 18", ledge back, wall pattern, with chromium towel bars and soap depression. Also available with chromium plated legs.

- 3 THE LONGFELLOW (B-3280 H)**, 22" x 14", shelf back, wall pattern, with soap depression. A great space saver due to its narrow front-to-back dimensions.
- 4 THE WHITMAN (B-3370 H)**, 24" x 20", ledge back, with chromium legs and towel bars, soap depression.
- 5 THE WHITTIER (B-3270 HT)**, 22" x 18", shelf back, chromium legs and towel bars, soap depression.




## LINE OF

# *Beautyware* CHINA LAVATORIES *Low Prices!*

### Points of superiority in Briggs Beautyware vitreous china lavatories:

- Ample shelf space—"beaded ends and back"—prevent side soiling.
- Double front corner concealed overflows with smooth underbowl front—no unsightly bulge—installation made easier—no cramped quarters.
- Deep anti-splash rim—non-splash with valves open.
- Deep bowl—greater water capacity.
- Special safety-wall-locking feature—"fixture cannot come off hangers".
- No-slip hexagonal towel bars—attached to lavatory, front and back.
- Special easy-fastening methods for towel bars and legs.
- Attractive fittings—hug the back—black index supply handles—quick opening valves.
- Priced right—smaller premium for color.



Copyright 1949, Briggs Manufacturing Co.

Write for complete details to  
BRIGGS MANUFACTURING CO.  
3031-h Miller Avenue, Detroit 11, Mich.



# BRIGGS *Beautyware*



WHAT OTHER HEATING METHOD

can match

all THESE BENEFITS



**DRAVO** *Counterflo* **HEATERS**  
are today's "Best Buy" in Open-space Heating—

- ★ **LOW FIRST COST** . . . Users report savings of 50% to 65% over standard wet-type systems.
- ★ **WORKING-ZONE WARMTH** . . . Units heat areas of 4,000 to 20,000 sq. ft. each. Roof heat loss greatly reduced.
- ★ **NO FUEL WORRIES** . . . Burn oil or gas—readily converted from one to other.
- ★ **LOW OPERATING COST** . . . 80-85% efficiency at bonnet *plus* top efficiency in heat distribution holds costs down.
- ★ **AUTOMATICALLY CONTROLLED** . . . On-off or modulating controls. The heater looks after itself—no continuous attention needed.
- ★ **EASY INSTALLATION** . . . Just hook up fuel, electric and exhaust connections—and the heater is ready to go.
- ★ **LONG LIFE—LOW MAINTENANCE** . . . Stainless steel combustion chamber, rugged mill-type construction, top-drawer engineering.
- ★ **TESTED—APPROVED** . . . AGA and/or UL seal on all standard units. Each heater flame-tested at factory before shipment.
- ★ **AVAILABILITY** . . . Heaters are stocked, ready for immediate delivery. No delays.

FOR FULL INFORMATION . . . DROP A CARD  
OR A LETTER FOR BULLETIN BD-523-24

**DRAVO**  
CORPORATION  
DRAVO BUILDING, PITTSBURGH 22, PA.

Dravo also manufactures the **DRAVO CRANE CAB COOLER** for air conditioning hot-metal crane cabs.  
PITTSBURGH · CLEVELAND · PHILADELPHIA · DETROIT · NEW YORK · CHICAGO · ATLANTA · BOSTON  
Sales Representatives in Principal Cities · Mfd. and Sold in Canada by Marine Industries, Ltd., Sorel, Quebec






**in every respect...**



*Service*

**equipment**




Ⓐ Main and Range service units provide plug fuse protection in a dead front, safety type unit and feature non-interchangeable Ⓐ Pulfuzswitches (for main and range disconnects). Provides circuit protection in homes where extra capacity is needed. Available in 60 ampere "series," also 60 and 100 ampere "parallel main" connections. Standard enclosures for flush or surface mounting... also raintite for outdoors.

In both name and function, Ⓐ Service Equipment puts the Accent on Service.

Ⓐ Service Equipment is designed and constructed to give years and years of long-lasting, trouble-free performance. Each unit shown not only carries the seal of approval of Underwriters' Laboratories, Inc. but each also exceeds the material, workmanship and design standards by a wide margin.

Every home, small store or similar size building today requires dependable electrical service... service that saves the cost and inconvenience of service calls. Although the preference may vary... fuse-type or automatic circuit breakers... owners can have dependable electrical service when you include Ⓐ Service Equipment in their building or remodeling plans.

For full information write for Bulletins No. 201 and No. 202, or see your nearest Ⓐ Representative (he's listed in Sweet's).



Ⓐ SEPF fuse-protected service equipment with safety-type Ⓐ Pulfuzswitch for main disconnect is ideal for residential or small commercial buildings. Available in standard enclosures for flush or surface mounting, and raintite for outdoors. With 30 or 60 ampere main connection, plug fuse branches, and extended feeder connection.



Ⓐ Type AC Thermag Circuit Breaker Load Centers are the modern method of circuit protection in the home or store. Automatic trip on dangerous overloads or short circuits; time delay on harmless momentary overload; service restored with flip of handle. 6 circuits or less; main lugs or main circuit breakers. Branch circuits from 15 to 50 amperes, 120 volts or 120-240 volts AC.



Ⓐ SERVICE is Nation-wide  
Representatives in  
most large cities



**Frank Adam Electric Co.**

ST. LOUIS 13, MISSOURI

Makers of BUSDUCT • PANELBOARDS • SWITCHBOARDS • SERVICE EQUIPMENT • SAFETY SWITCHES • LOAD CENTERS • QUIKHETER



# HOW TO FIREPROOF

(steel subfloor by the Robertson Co., Pittsburgh)

The steel subfloor, known as Q-Floor, requires simple fireproofing as shown on this page. Save this page in your files. The picture below illustrates specifications for a four-hour fire-resistive floor, tested and classified by the Underwriters' Laboratories, Inc. and the Bureau of Standards. This method has been employed in some of the most notable buildings of recent years. A few are pictured on the opposite page.

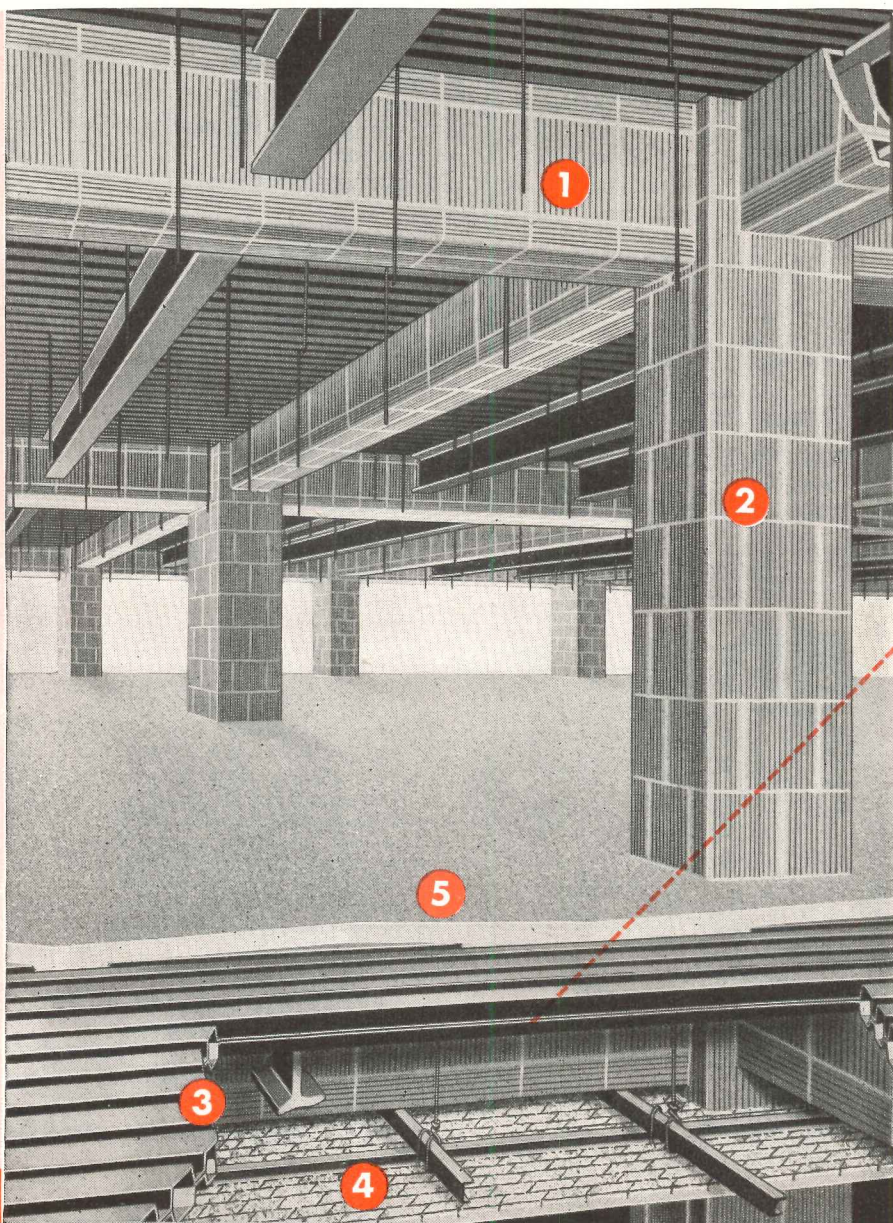
For additional details or if you have special problems pertaining to prospective jobs, write H. H. Robertson Co., 2405 Farmers Bank Bldg., Pittsburgh 22, Pa.

## NOTE

(1) All primary beams framing into columns are to be individually fireproofed. (2) Columns are to be fire-proofed. (3) Underside of Robertson Q-Floor and the intermediate beams are to be fire-protected by (4) sus-pended metal lath and  $\frac{7}{8}$ -inch Vermiculite fireproof plaster. The steel subfloor (3) itself is to be covered with a minimum of 2-inch incombustible fill (5).

## Q - FLOOR

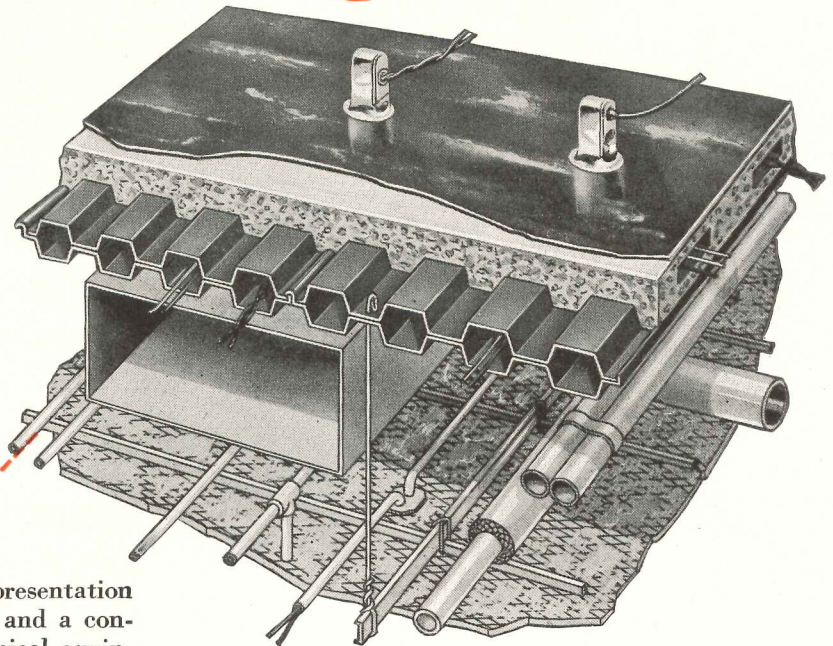
Q FOR QUICK-IN  
AND QUICK-CHANGE





# ROBERTSON Q-FLOOR

Here's  
a Typical  
Slice-Through



The cross-section is a condensed presentation of Q-Floor with suspended ceiling and a condensed visualization of the mechanical equipment required for a modern building. The drawing shows only equipment commonly installed between subfloor and ceiling. A modern building, also, must be a machine capable of accommodating any amount of electrical equipment above the floor.

All the buildings shown can have an electrical outlet on any six-inch area of their floors. This is probably the main reason for the extensive use of Robertson Steel Q-Floor in today's buildings. The cells are crossed by a raceway as shown in the drawing. An electrician drills a

small hole, anywhere, any time, to establish an outlet. Because no trenches need be dug, the whole job is completed in minutes. A tremendous amount of drafting room work is avoided because outlets, and partitions, too, can be located *after* tenants move in. See Q-Floor fittings at any construction material distributor for the General Electric Co. Write for the latest Q-Floor catalog for your file. Would you like photos of these or other Q-Floor buildings? Write H. H. Robertson Company, Pittsburgh.

## RECENT BUILDINGS WITH Q-FLOOR

**OFFICE**

Waterman Steamship Bldg.  
Mobile, Alabama  
Architect—J. Platt Roberts  
Contractor—J. P. Ewin, Inc.

**UTILITY**

Washington Gas Light Bldg.  
Washington, D. C.  
Architects—Leon Chatelain, Jr.,  
and Jarrett C. White  
Contractor—James Baird, Inc.

**STORE**

Bonwit-Teller, Chicago  
Architects—Shaw, Metz and Dolio  
Contractor—George A. Fuller Co.

**BANK**

City National Bank, Houston, Tex.  
Architect—Alfred C. Finn  
Contractor—W. S. Bellows  
Construction Co.

## H · H · ROBERTSON CO.

2404 Farmers Bank Building  
Pittsburgh 22, Pennsylvania




Offices in 50 Principal Cities  
World-Wide Building Service



# AMERICAN-Standard

First in heating . . . first in plumbing



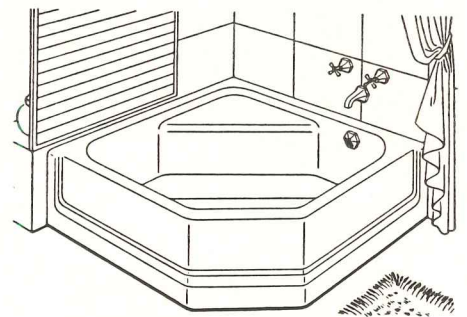
Baseboard Radiant Panels by American-Standard bring the "living" back into the living room, permit new freedom of design. For they're just eight inches high and take up only an inch of floor space when recessed. There are two types—one for radiant heat, the other for both radiant and convected heat.

## Designed for the job . . .

American-Standard is keenly interested in seeing that the products you specify or buy are appropriate for your particular jobs.

In the complete American-Standard line, you will find heating equipment and plumbing fixtures designed and styled to fit in with any type of architecture . . . and to complement any decorative scheme. They are all properly proportioned in size and lines; their finishes are durable; and they are available in pleasing and permanent colors.

For detailed information about the complete line, contact your Heating and Plumbing Contractor. American Radiator & Standard Sanitary Corporation, P. O. Box 1226, Pittsburgh 30, Pa.



The NEO-ANGLE Bath. Only 4 feet square, this luxurious bath actually provides roomier bathing space, yet fits into shorter wall lengths than conventional baths. Distinctive, modern shape adds pleasing touch to any bathroom.

Look for this  Mark of Merit

*Serving home and industry*

AMERICAN-STANDARD • AMERICAN BLOWER • CHURCH SEATS • DETROIT LUBRICATOR • KEWANEE BOILER • ROSS HEATER • TONAWANDA IRON



MOST PRACTICAL AND ECONOMICAL

# Passenger Elevators

FOR 2, 3 OR 4-STORY SERVICE



## Oilraulic Elevators simplify building design

... save space, cut costs

For passenger service in modern buildings of 2, 3 or 4 stories, Rotary's Oilraulic Elevators have the following very definite advantages:

**No Costly, Unightly Penthouse** — Because it's pushed up from below, not pulled from above, the Oilraulic Elevator requires no penthouse. This saves several hundred to thousands of dollars, and improves the design of the building.

**Lighter Shaftway Structure**—There's no need for heavy, load-bearing sidewall supporting columns and footings to carry the car, counterweight, overhead machine, and the load. Rotary's powerful Oilraulic jack supports the entire system.

**No Special Machine Room**—A machine room can usually be dispensed with because Rotary's compact power unit can be located at any convenient spot on any landing and on any side of the hatchway . . . under a stairway, in a closet or basement.

**Smooth Operation**—Smooth starts and gentle, accurate landings are proven features of the Oilraulic Passenger Elevator. The new pulsation-free pump is the quietest and most efficient ever used in this service. Oilraulic Elevators are engineered and built by Rotary, oldest and largest maker of oil hydraulic elevators.

Thousands of users can recommend Oilraulic Elevators based on actual experience. This dependable equipment is being specified by leading architects from coast to coast.

### Mail Coupon for A.I.A. File 33

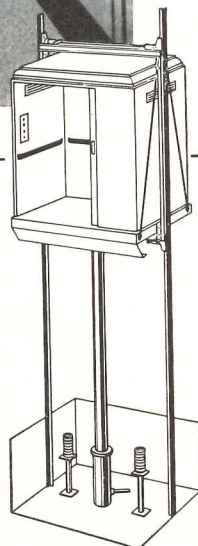

ROTARY LIFT CO.,  
1008 Kentucky, Memphis (2), Tenn.

Send complete information on your Oilraulic Elevators for ( ) passenger service  
( ) freight service.

Name.....

Address.....

City and State.....



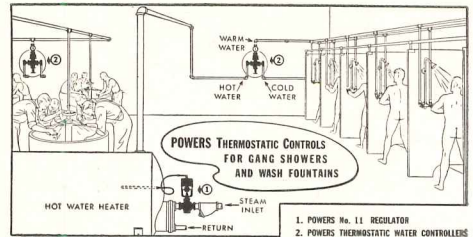

# Rotary®

## OILDRAULIC ELEVATORS

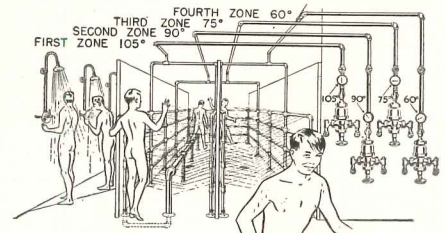
With the New  
Pulsation-free Pump

*It's pushed up hydraulically—not pulled up*



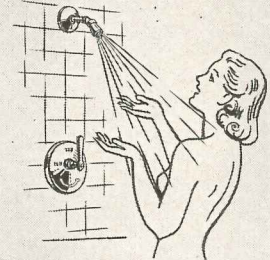



OTHER TYPES OF POWERS SHOWER CONTROLS

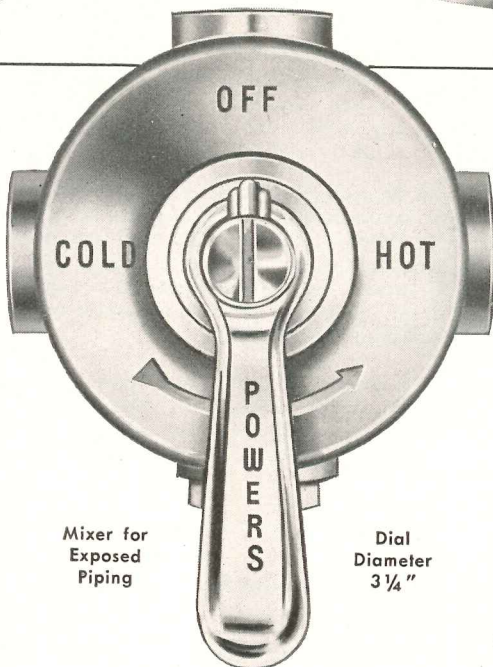


Zone Showers for Swimming Pool

Bathers can really relax and enjoy a Powers regulated shower. No danger of scalding. No unexpected temperature changes.




6" diam. dial.



Mixer for Exposed Piping

Dial Diameter 3 1/4"



Only One Moving Part

# POWERS

Type H

## Thermostatic SHOWER MIXERS

are SAFE against scalding caused by

**1** PRESSURE or **2** TEMPERATURE

fluctuations in water supply lines

**Safer**—because of their quick acting response to any change in temperature setting, pressure or temperature variations in water supply lines. Users report control within 1/2 °F. **Greater Comfort**—shower temperature remains constant wherever set. No jumpy temperatures. **More Economical**—POWERS thermostatic mixers promptly deliver showers at the right temperature...no waste of time, hot or cold water.

For new installations or when modernizing obsolete showers... play safe, use Powers type H thermostatic shower mixers. May we send Circular H-48? CHICAGO 14, ILL., 2720 Greenview Ave. • NEW YORK 17, N. Y., 231 E. 46th St. LOS ANGELES 5, CAL., 1808 W. Eighth St. • TORONTO, ONT., 195 Spadina Ave.

**THE POWERS REGULATOR CO.**

OFFICES IN 50 CITIES • SEE YOUR PHONE BOOK

Over 55 Years of Water Temperature Control

49HM




TYPE OF WORKMANSHIP  
RECOMMENDED TO SECURE

# Dry Brick Walls

**GET THIS  
VALUABLE BOOK**

—illustrating the difference  
between good and bad brickwork  
—used as a text-book in  
68 colleges and trade-schools



**F**OR many years intensive research on the cause and prevention of leaky brick walls has been conducted by various organizations and individuals, and much vital information has been gathered.

Most authorities agree that *workmanship* is the most important thing involved, but until now, no one has attempted to explain and *illustrate* the difference between good and bad workmanship.

"*Type of Workmanship Recommended to Secure Dry Brick Walls*" does just that. In it, a recognized authority on brickwork has compiled 16 pages of proven information—explanations and recommendations—96 color illustrations. It is a major

contribution to *good building*. It is *not* an advertisement for our product, Brixment. It is published as a *service* to the building trades. It will be sent free to any architect, contractor, bricklayer or dealer who is interested in water-tight masonry.

Use the coupon to secure your copy. No obligation of any sort.

Louisville Cement Co., *Incorporated*

308 Guthrie Street, Louisville 2, Kentucky

Gentlemen: Without obligation, please send me a copy of "Type of Workmanship Recommended to Secure Dry Brick Walls."

Name \_\_\_\_\_

Firm \_\_\_\_\_

Street \_\_\_\_\_

City \_\_\_\_\_ State \_\_\_\_\_





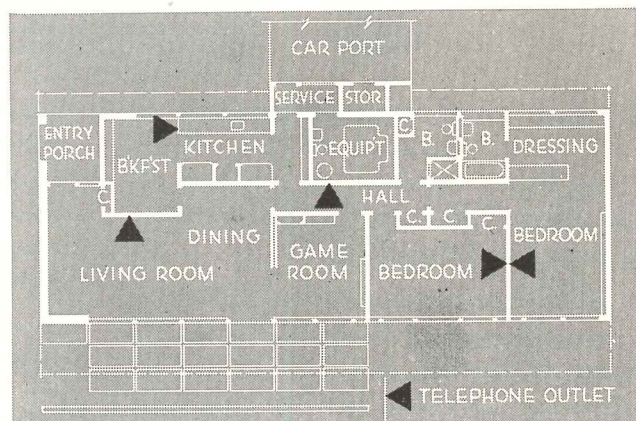
Samuel G. Wiener and William B. Wiener, Architects

## GETTING DOWN TO DETAILS—TELEPHONE RACEWAYS ARE IMPORTANT

The smaller a home is, the more it makes little refinements stand out. Well up on the list with today's homeowners are the neatness and convenience of built-in telephone facilities.

If you select locations for telephone outlets in advance, you can avoid exposed telephone wires on walls and woodwork. A few lengths of pipe or flexible tubing, placed inside the walls during construction, will carry the wires to the outlets.

For homes of any size, your Bell Telephone Company will be glad to help you plan modern telephone arrangements. Just call your Telephone Business Office and ask for "Architects and Builders Service."



**BELL TELEPHONE SYSTEM**






Penn Albert Hotel, Greensburg, Pa.  
Furniture by B & W Seating Co., Pittsburgh, Pa.



Tele-V Diner, Verona, Pa.  
Furniture by B & W Seating Co., Pittsburgh, Pa.



Sheehes Restaurant, Cumberland, Md.  
Furniture by B & W Seating Co., Pittsburgh, Pa.

*Duran*  
all plastic  
**UPHOLSTERY  
COVERING**

*Has* the **COLORS**  
*Has* the **COMFORT**  
*For* the **"CALL"**  
with **decorators  
and architects**

Here's a beauty treatment for old interiors and the right style note for new ones. Satin smooth, comfortable and easy to clean Duran, in colors from deep tones to the pale pastels. A new luxury look for furniture, booths, stools, tabletops and wall panels.

Duran is specified by decorators and architects because it offers the utmost in practicality and beauty for home, hotel and restaurant interiors. It fits your decorative plans too. Write for samples and information.



Resists damage from spills—easily cleaned.



No flaming—self extinguishing from flame.

**THE MASLAND DURALEATHER CO., 3236-90 Amber St., Phila. 34, Pa.**




# FOR DOLLAR-WISE PEOPLE

When the careful man chooses drop-forged Von Duprin exit devices his choice may be prompted as much by his sense of thrift as by his desire for the utmost in safe, sure, quick exit.

He knows that with the Von Duprins the first cost is just about the only cost . . . that maintenance or repair charges are practically unknown . . . that the ultimate cost is far lower than that of less well made devices.

To the man who knows values, this long range economy may be as important as the satisfaction of having these superb devices on the doors. He is quite aware of the extravagance of buying shoddy, badly made, short-lived things . . . and he realizes fully the dollar advantage of getting top quality . . . genuine drop-forged Von Duprins . . . at the lowest known cost per year.



VON DUPRIN DIVISION, VONNEGUT HARDWARE CO., INDIANAPOLIS 9, INDIANA

# Von Duprin



*Even with today's labor rates*

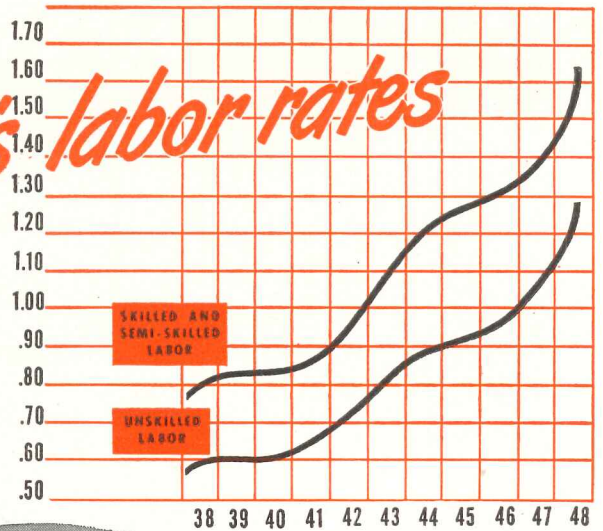



Chart adapted from The Conference Board's statistics

## Air Filtering Costs

**CAN  
COME  
DOWN**



*Prove It Yourself*



Write for your free copy of  
"A COMPARATIVE STUDY OF  
AIR FILTERING COSTS"

This concise study gives you the facts, provides a work sheet on which you insert your own figures. In a few minutes, you can prove which type of air filter is most economical for any central system. Write Owens-Corning Fiberglas Corporation, Dept. 831, Toledo 1, Ohio. In Canada: Fiberglas Canada Ltd., Toronto, Ont. Cable address: FIBERGLAS, Toledo, Ohio, U. S. A.

Air filtering costs have been climbing higher and higher . . . except where DUST-STOP Replacement-Type Filters are used. Efficient DUST-STOP Air Filters not only cost less to install, but eliminate the expensive labor of many maintenance operations. No manual cleaning required! No reoiling! No need for expensive equipment!

The cost of using DUST-STOP Filters, themselves, has come down, too. Wide use of 1" filters has cut central system costs. And the rotation-replacement plan, using two or four 1" filters per cell, has further slashed maintenance bills.


# DUST-STOP<sup>\*</sup> AIR FILTERS

—a FIBERGLAS<sup>\*</sup> product

\*T. M. REG. U. S. PAT. OFF.

\*DUST-STOP is the trade-mark of Owens-Corning Fiberglas Corporation for impingement-type air filters made of glass fibers. FIBERGLAS is the trade-mark (Reg. U. S. Pat. Off.) of Owens-Corning Fiberglas Corporation for a variety of products made of or with glass fibers.





*Roof Drainage  
with a Bright Future*  
... **BERGER ROOF DRAINAGE PRODUCTS**  
OF *Enduro*\* **STAINLESS STEEL**

● Despite the wide extremes of weather facing this northern Ohio home—blustery Great Lakes winters and blistering midwestern summers—its roof drainage system has a bright, weathertight future. It's completely equipped with Berger Roof Drainage Products made of Republic ENDURO Stainless Steel.

Some ENDURO drainage installations now are twenty years and more old, and still are in excellent condition. ENDURO does not rust or tarnish, does not bleed or discolor paint, and retains its natural beauty through

the years. It resists corrosive industrial atmospheres, as well as salt-laden coastal atmospheres. It withstands severe temperature changes without expansion cracking or buckling, and its high strength enables it to stand up under heavy ice and snow loads. It resists abrasion and denting . . . requires little or no maintenance . . . lasts for the life of the building . . . costs your client less in the long run.

For service with no time limit, specify Berger Roof Drainage Products made of Republic ENDURO.

*Berger*



**Manufacturing Division**

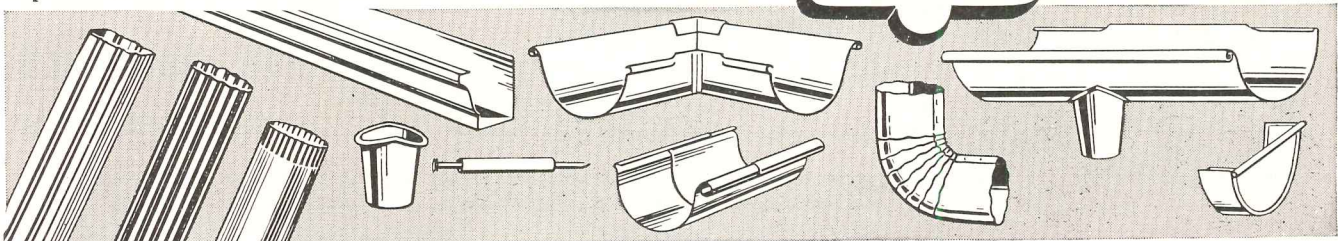
REPUBLIC STEEL CORPORATION • CANTON 5, OHIO

Warehouses in BOSTON, PHILADELPHIA and ST. LOUIS • Sales Offices in DETROIT, MICH., and INDIANAPOLIS, IND.

*Berger Stainless Steel Roof Drainage Products include Snap-tite Eaves Trough; "K" Gutter; Plain Round, Corrugated Round and Corrugated Square Conductor Pipe; plus a complete line of all necessary fittings. All are made of 28-gauge Republic ENDURO Stainless Steel, type 301, No. 2, satin finish.*

**BERGER**  
REG. U. S. PAT. OFF.  
STAINLESS STEEL ROOF  
DRAINAGE PRODUCTS

\*Reg. U. S. Pat. Off.






# Only FLEUR-O-LIER


gives ALL  
these advantages:

- ★ Fleur-O-Lier Index System Rating
- ★ Photometric Data
- ★ Coefficients of Utilization Charts
- ★ Certification

**MORE AND MORE** architects, utility lighting men and contractors are recommending Fleur-O-Lier labeled fixtures because only with Fleur-O-Lier certified fixtures do they get *all* "the facts of light" that enable them to get the most fixtures for their money.



Every Fleur-O-Lier fixture is rated on the Fleur-O-Lier Index System to show its tested illuminating performance.



Complete photometric data, as found by Electrical Testing Laboratories, Inc., is provided.

| Room | Ceiling | Coefficients of Utilization |     |     |     |
|------|---------|-----------------------------|-----|-----|-----|
|      |         | 75%                         | 50% | 25% | 10% |
| J    | 33      | 18                          | 14  | 11  | 7   |
| H    | 28      | 24                          | 18  | 14  | 10  |
| O    | 21      | 27                          | 22  | 19  | 15  |
| F    | 35      | 31                          | 25  | 20  | 16  |
| P    | 38      | 34                          | 28  | 22  | 18  |
| C    | 45      | 38                          | 30  | 24  | 20  |
| B    | 48      | 41                          | 33  | 26  | 21  |
| A    | 52      | 45                          | 37  | 30  | 24  |

Coefficients of utilization charts, compiled by Electrical Testing Laboratories, Inc., enable the buyer to select the most suitable fixture for his installation.



Certification, backed by Electrical Testing Laboratories, Inc., tests, is the buyer's assurance that the fixtures were made to rigid specifications covering electrical and mechanical features.

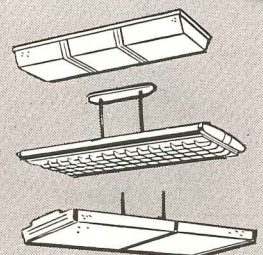
Specifiers and buyers are now insisting, "Be sure the fixtures bear the Fleur-O-Lier label!"

## FLEUR-O-LIER

Manufacturers

2116 Keith Building • Cleveland 15, Ohio

Fleur-O-Lier is not the name of an individual manufacturer, but of a group of fixtures made by leading manufacturers. Participation in the Fleur-O-Lier program is open to any manufacturer who complies with Fleur-O-Lier requirements.





**YOU CAN**

**FOR HOSPITALS...**

**CONSTRUCTION AND BUILDING EQUIPMENT**



**Welding Equipment**



**Flood Lighting**



**Freight Elevators**



**Motors and Control**

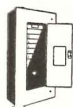


**Wiring Devices**



**Passenger Elevators**

**POWER DISTRIBUTION EQUIPMENT**



**Panelboards**



**Power Centers**



**AB-I Breakers**



**Bus Duct**



**Load Centers**



**Meters and Instruments**

**HEATING AND VENTILATING EQUIPMENT**



**Air Conditioning Equipment**



**Forced Fans**



**Precipitron\***



**Unitaires**



**Fans**



**Stokers**

\* Reg. U.S. Trademark



# BE SURE... IF IT'S Westinghouse

One reliable source for Everything Electrical... to distribute, control and utilize electric power

Badly needed expansion of both government and private hospitals is now bringing construction programs to an all-time peak.

For this type of construction, as well as all other commercial and industrial buildings, Westinghouse offers architects and contractors a unique advantage. *Everything electrical*—from distribution and control apparatus to highly specialized x-ray and lighting equipment—can be obtained through one reliable source.

By centralizing responsibility with Westinghouse for power distribution equipment, construction and building equipment, heating and ventilating equipment and lighting units, you gain important advantages:

1. **SPECIALIZED ENGINEERING**... to assist in selecting and applying equipment for maximum efficiency.


2. **SIMPLIFIED ORDERING**... by providing a focal point of contact for all buying and specification data.

3. **SPEEDIER INSTALLATION**... by centralizing responsibility for delivery and installation.

4. **BETTER, MORE RELIABLE SERVICE**... through the co-ordinated design and construction of Westinghouse equipment, plus broad experience in applying it for all types of buildings. Westinghouse also offers unmatched electrical maintenance service, through its nationwide chain of Renewal Parts Warehouses and Manufacturing and Repair Shops.

Call your nearest Westinghouse District Office or Distributor for full information on this co-ordinated service. When there's **CONSTRUCTION AHEAD** requiring electrical equipment of any kind... you can be *sure* if it's Westinghouse.

J-94782



## PRACTICAL, EASY-TO-USE BUYING INFORMATION

Architect's and Engineer's Data Book—B-2161-D

This 362-page book contains data on all Westinghouse products for the building industry. Its format is adapted to the needs of the architect and engineer. Ask your nearest Westinghouse office for a copy.

### LAMPS AND LIGHTING EQUIPMENT



Lighting Equipment



Sterilamps



Fluorescent Luminaires



Sun Lamps



Heat Lamps



Light Bulbs

### CLINICAL AND SERVICE EQUIPMENT



X-Ray Equipment



Electric Ranges



Refrigerators



Laundry Equipment



Water Heaters



Water Coolers



**Westinghouse**  
PLANTS IN 25 CITIES... OFFICES EVERYWHERE

**CONSTRUCTION  
AHEAD**






December 20, 1948

# Prominent architect selects KIMSUL\* for low cost, high insulating efficiency

The dramatic new home of  
Mr. and Mrs. Robert Buckner, overlooking  
the Pacific Ocean, near Carmel, California.  
Jon Konigshofer, Designer and Builder.



Kimberly-Clark Corporation  
Neenah, Wisconsin

Gentlemen:

Our experience with Kimsul insulation during the past few years has been most satisfactory. We found it particularly suitable for the Buckner house, a very special project of ours in Carmel, California.

In addition to fulfilling the wishes of our client, we wanted to prove that low-cost homes can be erected in a short period of time and still be attractively designed. We therefore selected Kimsul for its low cost and high insulating efficiency. As usual, it proved to be exceptionally easy to install, and helped to keep construction moving along rapidly.

As you can see, the Buckner house has many unusual features which have created considerable interest all over the country. Naturally, we are very proud of it and hope to build many more houses just as interesting and dramatic in design. And, of course, we'll continue to use Kimsul insulation.

Very truly yours

Jon Konigshofer  
Designer and Builder

Designers and builders of every type home across the country are discovering that it pays *more* to insulate with KIMSUL. For KIMSUL offers an exceptional combination of low cost and high insulating efficiency (0.27).

KIMSUL is the only many-layer stitched blanket insulation, and provides an entirely different kind of

comfort. "KIMSUL comfort" means *uniform* temperatures throughout every room in the house! No thick spots — no thin spots where heat can leak out. KIMSUL comes in light, handy compressed rolls, so it's easier and more profitable to install. No need for skilled workmen or expensive machinery. And the fire-resistant PYROGARD\*

cover is an exclusive feature of this fine insulation.

For further information and free technical literature, see your KIMSUL dealer. Or simply write to:


**KIMBERLY-CLARK CORPORATION**  
KIMSUL Division • Neenah, Wisconsin

**America's Finest New Homes  
Are Insulated With KIMSUL!**



\*T. M. Reg. U. S. & Can. Pat. Off.






**NON-SLIP • WEAR-RESISTANT • ATTRACTIVE . . . Three Plus Features  
Given This Lobby of Distinction by NORTON *non-slip* FLOORS**

**G**OOD taste plus common sense dictated the use of Alundum terrazzo aggregate in the attractive terrazzo floor of this auditorium lobby. For Alundum terrazzo aggregate combines two important advantages: positive, permanent non-slip protection even when wet—and extreme resistance to heavy foot traffic without showing measurable wear. It is non-resonant and comfortable

under foot. Available in a wide variety of colors, interesting effects can be produced with the marble or granite selected.

For lobbies, foyers and entrances, for ramps and precast stair treads, combine common sense with good taste and add safety to attractiveness by using Alundum terrazzo aggregate.

*Write for Catalog No. 1935*



CERAMIC MOSAIC TILE

**CERAMIC MOSAIC TILE**


Permanent non-slip protection is added to the attractive patterns of mosaic floors by Alundum ceramic mosaic tile. Because it is non-slip, even when wet, it is most commonly used in entry ways, in soda fountains and restaurants, for swimming pool runways and edges and in shower and washrooms.

**CEMENT FLOOR AGGREGATE**

Incorporated in a cement or asphalt floor in proper proportion and manner, Alundum (c. f.) aggregate provides a permanently non-slip surface. It reinforces the cement and increases its durability several times. The surface is unimpaired by water, oil or similar conditions.



CEMENT FLOOR AGGREGATE



STAIR AND FLOOR TILE

**STAIR AND FLOOR TILE**

Alundum stair and floor tile—in nine colors and eight sizes—makes stair nosings and vital walkway and ramp areas permanently non-slip and wear-resistant. The stair type is recommended as a step nosing for marble, tile, terrazzo, concrete or all-steel stairways.

*See our Catalog in Sweets (SA and SE)*



*When considering Doors remember this:*

**Weldwood Doors Are Guaranteed**

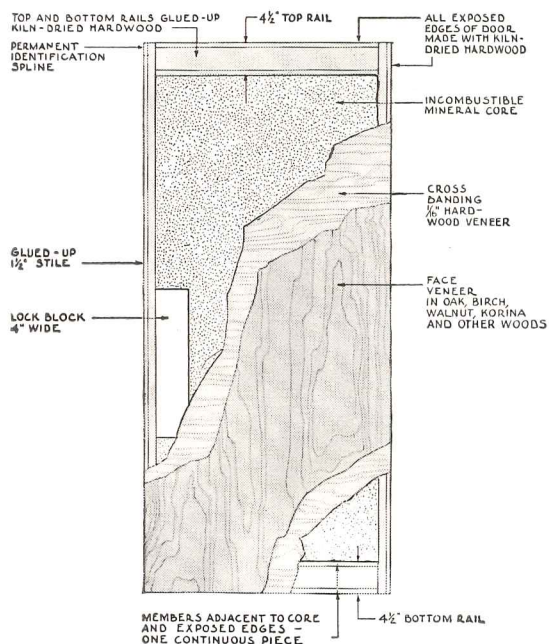
against warpage or binding  
in opening due to any dimensional changes in the door.

IT'S a fact! These beautiful new Weldwood flush veneer doors are *guaranteed* against swelling and sticking in the summer . . . or shrinking and rattling in the winter.

Combine that feature with light weight and the rich beauty of real wood . . . and you have a truly

superior door that you'll want for your next job.

Write or contact our nearest branch for full information on this new Weldwood Flush Veneer Door. Also ask about the amazing new *Weldwood Fire Door* which carries the Underwriters' label for Class B openings.



**ONLY WELDWOOD DOORS GIVE YOU THESE 5 UNIQUE ADVANTAGES**

1. PERMANENT HOT PLATE BONDING of veneers to core and banding with TEGO Film Waterproof Glue.
2. VERMIN AND DECAY PROOF mineral core resists fungus, decay and termites for life of structure.
3. INSULATING PROPERTIES are superior to double glazing, such as opening protected by storm door . . . when door is installed in an exterior opening with weather stripping.
4. EXCELLENT VAPOR BARRIER assured by TEGO Film Phenolic Glue bond between core and veneer.
5. INCOMBUSTIBLE MINERAL CORE has a fibrous reinforcing with a nominal density of 20 lbs. per cubic foot. This material has a sturdiness which assures proper performance under most severe conditions.

**UNITED STATES PLYWOOD CORPORATION**

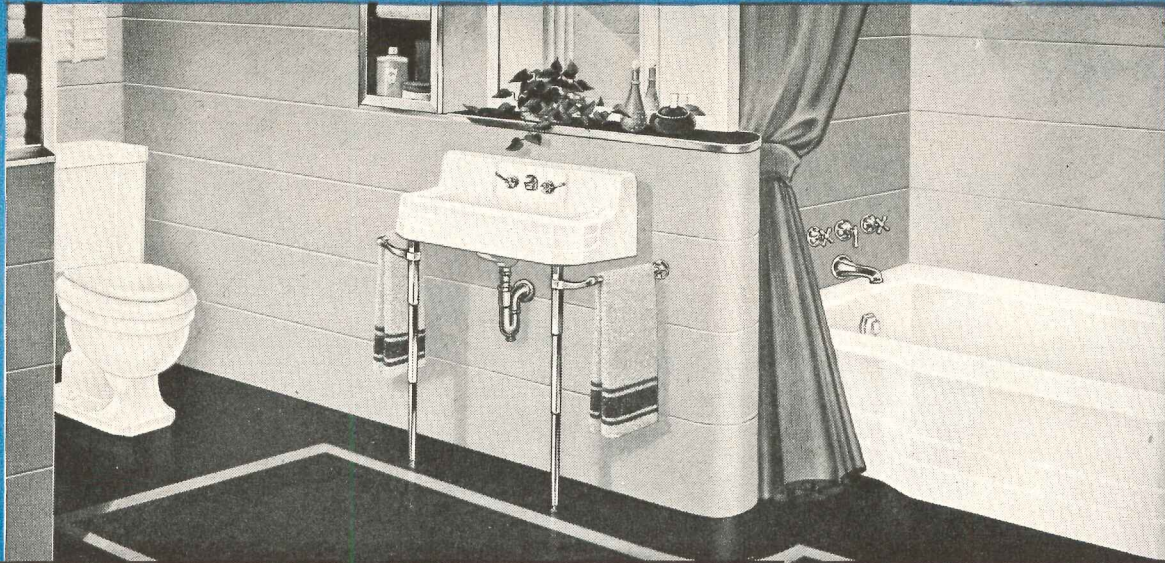
55 West 44th Street, New York 18, N. Y.

Distributing units in Baltimore, Boston, Brooklyn, Buffalo, Chicago, Cincinnati, Cleveland, Detroit, Fresno, High Point, Los Angeles, Milwaukee, Newark, New York, Oakland, Philadelphia, Pittsburgh, Portland, Ore., Richmond, Rochester, San Francisco, Seattle. Also

U. S.-Mengel Plywoods, Inc., distributing units in Atlanta, Birmingham, Dallas, Houston, Jacksonville, Louisville, New Orleans, San Antonio, St. Louis, Tampa. In Canada: United States Plywood of Canada, Limited, Toronto. Send inquiries to nearest point.



# Richmond's at home in any Bathroom!




**WATER CLOSETS**—Illustrated is the *Claremont*, plate G-210—a fine vitreous china fixture available in four colors plus Richmond's Whiter-White. A two piece close-coupled reverse trap combination with self-draining jet, shelf type cover and chrome plated trim.

Below is the *Phoenix*, plate G-217, a syphon action close-coupled combination. Also available in four colors or Whiter-White vitreous china.




**LAVATORIES**—The *Lavelle*, plate 717 shown above, one of Richmond's de luxe enameled cast iron units, features special combination supply and drain fitting, rear outlet, front overflow and is available in color and Richmond's Whiter-White. Chrome-plated legs and towel bars, optional.

The *Bromley*, below, plate G-132—a shelf back vitreous china fixture with the same features as the *Lavelle* is also available in color and with legs and towel bars.



**BATHS**—Richmond has either recess or corner enameled cast iron baths—in color or Richmond's Whiter-White. Illustrated is the *Breslin*, plate 225—an attractive recess bath of modern design—has wide rim seat, flat bottom and is available with either left or right hand outlets.

Below is the *Blake*, plate 219, for right or left corner installations. It has wide rim, flat bottom and straight tilting line.



## Variety in design and color—Constant Uniformity in quality

You can be sure of a job well done when you specify or install Richmond. The wide range of modern design insures a fixture to meet your every space and style need. Richmond's four beautiful pastel colors—Bermuda Coral, Azure Blue, Fern Green and Oriental Ivory—give you colors that will fit in with any decorative plan. This variety of design, rich pastel colors and guaranteed uniformity of quality make Richmond a plumbing line that is sure to be at home in any bathroom.

Look for this guarantee—it's on every Richmond vitreous china or cast iron plumbing fixture.



# RICHMOND


RICHMOND RADIATOR CO.—AFFILIATE OF REYNOLDS METALS CO.



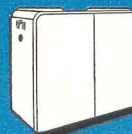
Vitreous China



Gas Boilers



Enameled Cast Iron Ware



Winter Air Conditioners  
Gas—Cast iron or steel  
Oil—Steel

See your wholesaler or Mail Coupon Today:

Richmond Radiator Company  
19 East 47th Street,  
New York 17, N. Y.


AR-6

Please send me additional information and literature on the Richmond line of fine plumbing fixtures. No obligations, of course.

Name.....  
Company.....  
Address.....



# NEW FACTORY BUILDING IN MASSACHUSETTS



*Builders:* John W. Harris Associates, Inc., New York  
*Architect:* Lathrop Douglass, New York  
*Structural Engineers:* Strobel & Salzman, New York  
*Steel Fabricator and Erector:* Haarmann Steel Co., Holyoke, Mass.

This attractive structure at Chicopee, Mass., was completed recently for A. G. Spalding & Bros., Inc. The one- and two-story building contains some 300,000 sq ft of floor space, and has an abundance of clear-glass windows. In addition to its facilities for the manufacture of sporting goods, it includes administrative offices and a warehouse.

Beneath its enduring facing of red brick stands a steel framework of Bethlehem Structural Shapes.

BETHLEHEM STEEL COMPANY, BETHLEHEM, PA.

On the Pacific Coast Bethlehem products are sold by  
Bethlehem Pacific Coast Steel Corporation  
*Export Distributor:* Bethlehem Steel Export Corporation

*Bethlehem*  
**STRUCTURAL  
SHAPES**





# THIS SEAL means:

- quality materials
- strong sections
- sound construction
- low air infiltration

IT'S THE SEAL OF

*Quality Approved*

# ALUMINUM WINDOWS

Today, scores of manufacturers are trying to meet the ever-increasing demand for aluminum windows.

How can you—as an architect, contractor or owner—make sure of getting the finest quality when you specify or buy?



This "Quality-Approved" Seal is your assurance. The manufacturers permitted to use this seal supply aluminum windows that meet the highest standards for quality materials, strength of sections, sound construction, and minimum air infiltration.

Tested by the independent Pittsburgh Testing Laboratory, aluminum windows bearing this seal are good-looking, easy-to-operate . . . won't stick or rattle . . . never need painting . . . give years of trouble-free service.


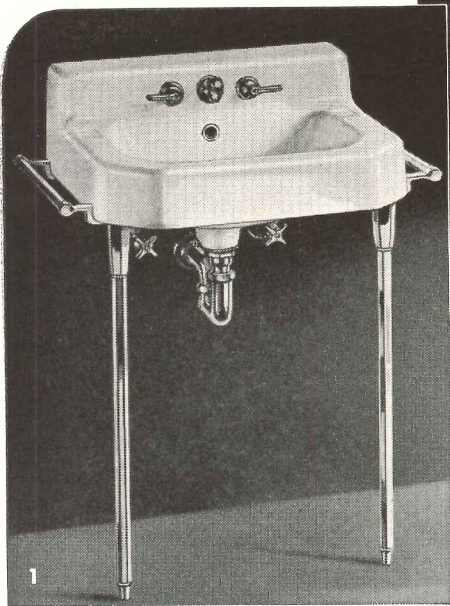
For your protection, specify and buy aluminum windows with the "Quality-Approved" Seal. Consult Sweet's (Section 16/a) for complete specifications or write for names of manufacturers who can supply you with "Quality-Approved" aluminum windows. Address your request to Dept. R-8.

*Aluminum Window Manufacturers Association*

209 CEDAR AVE., TAKOMA PARK, WASHINGTON 12, D. C.







1. HAMPTON: K-2710-A. 19 x 17", 22 x 19". Available without legs or towel bars.

2. TAUNTON: K-2740-A. 16 x 14", 20 x 14", 24 x 14".

3. DELTON: K-2745-A. 18 x 15".


4. TRAVELER: K-2750-A. 13 x 13".

# KOHLER

## *Enameled Iron* LAVATORIES in types and sizes to meet every need

DOES your customer wish a modern lavatory for a home bathroom or washroom? Whatever the need—you can win approval with one of these eight lavatories. All have practical features that satisfy important requirements—and the name "Kohler" assures a sound investment in first quality.

These lavatories have surfaces of lustrous, durable, glass-hard, easy-to-clean Kohler enamel which resists cracking or crazing because it is applied to iron cast for rigidity. The chromium plated brass fittings are engineered to provide highest efficiency. Kohler Co., Dept. 12-H, Kohler, Wisconsin.



5. MARSTON: K-2760-A. 16 x 16", (sides).

6. MARFIELD: K-2770-A. 11 x 11", (sides).

7. HUDSON: K-2825-C. 20 x 18", 22 x 19".


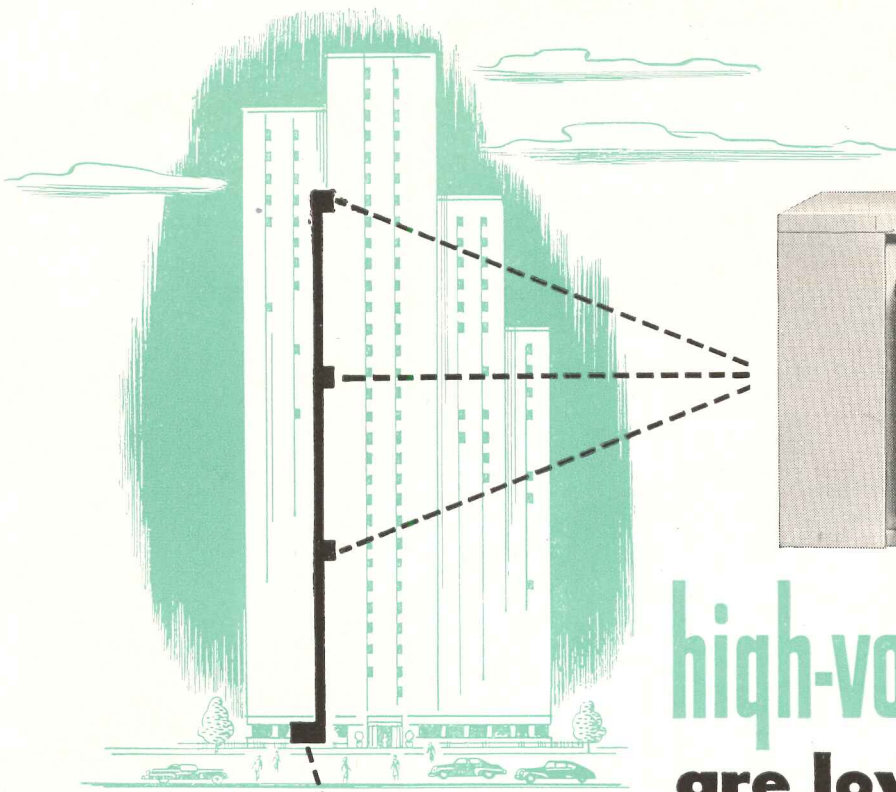
8. WESTCHESTER: K-2790-C. 24 x 20".




# KOHLER OF KOHLER

PLUMBING FIXTURES • HEATING EQUIPMENT • ELECTRIC PLANTS





## high-voltage runs are low-cost runs

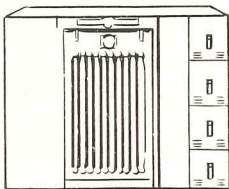


**Load-center distribution keeps uneconomical low-voltage cable short, power loss low, voltage regulation high**—In fact, here's a power-distribution idea that may bring you almost unbelievable savings in first cost, and at the same time make your system more flexible and expandable. Power is distributed at relatively high voltage to unit substations located *near the load centers*. There it is stepped down to utilization voltage and distributed to the loads via short feeders.


Keeping high-loss secondary feeders *short* means less loss in feeders, better regulation at the load. Having several distribution points in the system (instead of only one at the service entrance) isolates faults, increases service continuity. These are only a few of the advantages of load-center distribution; your nearest G-E sales office will have an application engineer tell you the rest and help you plan your entire distribution system. Call today, or write for **Bulletin GEA-3758, "Load-center Power Distribution."** Apparatus Dept., General Electric Company, Schenectady, N. Y.




### EQUIPMENT FOR COMMERCIAL BUILDING



Power-distribution Systems



Rectifiers for Power Conversion



Motors and Control

# GENERAL ELECTRIC

665-104



One of a series of papers prepared by leading authorities on air conditioning. The opinions and methods presented are their own and are not necessarily endorsed by Kinetic Chemicals, Inc. Write Kinetic for free reprints of advertisements in this series.

# AIR CONDITIONING THE MODERN RESTAURANT

by Peter Franck, Armo Cooling and Ventilating Co.



**Peter Franck** has experience in air conditioning that dates back to 1935. He has been with Armo Cooling and Ventilating Co. since 1945. This company has designed and installed air conditioning systems for a large number of restaurants. Mr. Franck received degrees of B.A. and M.S. in mathematics from New York University.


Food cannot be fully enjoyed when air conditions cause discomfort. Therefore, suitable regulation of both air temperature and humidity has become almost essential to the proper promotion and successful operation of restaurants. In an atmosphere that may be constantly subjected to tobacco smoke and food odors, air must be supplied and exhausted, without drafts, to maintain a "fresh air feeling."

This article considers air conditioning problems peculiar to luxury-type and hotel restaurants. Cafeterias and luncheonettes with their rapid change of occupancy, counter service and steam tables present a different group of conditions.

## DINING AREAS

Although in the better restaurant the bulk of the food is prepared in and served from the kitchen, fixed buffets and mobile wagons are frequently relied upon to speed the service of certain items on the menu. In the case of fixed buffets, a canopy blending with the decor is often used to collect the heat and steam generated. This heat should be removed at the source by an exhaust system. Where food is served from areas within the dining room, an increased amount of fresh air is required to dilute odors.

A wide latitude is possible in placing air outlets to fit in with specific decorative plans. Grilles can be hidden in indirect lighting coves or located to blend in with decorations. Study should be given to the harmony of outlets with room shapes and



Large glass areas, such as at the entrance shown above, often result in solar heat gain which adds to the load on air conditioning systems and must be considered in heat gain calculations.

seating plans. They should be placed inconspicuously but effectively.

A controlled air balance should be maintained so that more air is supplied to the dining room than is exhausted. This will provide a flow of air from the dining room into the kitchen that will tend to hold back kitchen odors and a flow of air toward the street that will prevent air and dust from entering. The amount of air that can be recirculated will depend on the cubical content of the room and the prevalence of tobacco smoke, but 25 per cent fresh air should be regarded as a minimum. In winter, replacement air must be heated to eliminate cold drafts.

## BARS

Areas around bars should be served by a separate



air conditioning system because of the heavy concentration of tobacco smoke and other odors. In this instance, 100 per cent outdoor air should be supplied. The air outlets in bars are generally placed at the outer edge of the decorative dome over the bar and the exhaust openings in the ceiling. These outlets should be located and sized carefully to prevent short-circuiting of air from outlets to exhaust openings.

The body heat of persons drinking is greater than that of persons eating. Consequently, more cool air per person should be supplied to the bar than to the dining room. Although in dining areas any perceptible air movement would be felt as an objectionable draft, a very slight breeze at the bar will add to the comfort of patrons.

## REST ROOMS

Where rest rooms adjoin the dining room, cool air may be drawn from the dining area through louvers in the doors. When these rooms are located some distance away from dining areas, a special air outlet should be connected to the central conditioned air supply, in addition to the regular toilet exhaust system.

## KITCHENS

A separate kitchen ventilating system is essential to remove heat and food odors. These should be exhausted as close as possible to the point of origin. Range hoods should be installed about 6' 6" above the floor, and hoods provided for dishwashing machines and other heat- or odor-emitting equipment. Hoods should be so constructed that a narrow curtain of high-velocity air is created around their perimeters.

Where the kitchen ventilating stack cannot be extended high enough to prevent odors from annoying occupants of adjoining buildings, canisters of activated carbon, ozonators or air washers have been found to be useful in absorbing odors before discharging the air into the atmosphere.

To prevent an accumulation of grease and dirt in the exhaust duct and at the fan discharge, grease filters should be placed near the air inlets. For best operation, the filters should be washed daily with hot water or steam, then dried thoroughly and sprayed with a viscous fluid.

In the kitchen areas, less air should be supplied than is exhausted so that the air flow is directed from the dining room to the kitchen to seal off kitchen heat and odors.

## GARBAGE

A separate enclosed room should be available for the storage of garbage until it can be removed from the premises. In many restaurants, a refrigeration system is used for maintaining the room temperature at 40° Fahrenheit. This arrangement, which retards garbage decomposition and holds down odors, has been effective in solving an aggravating problem in many restaurants.

## FILTERS AND CONTROL


Dust elimination is important to prevent the disfiguration of expensive decorative treatments, particularly at the air outlets. Therefore, filters should be installed in both the fresh air and the return

air ducts. The restaurant operator should clean these regularly and make replacements as needed, for dirty filters often cut down the efficiency of the air conditioning system and soil interior decorations.

Temperature controls are best placed in the return air duct where an over-all sample of room air conditions is obtained. The operation of the compressors should be controlled in accordance with the requirements of the room.

## ZONING

Unless there is some unusual exposure, the average restaurant does not require zoning except for the bar, as mentioned above, or for separate dining rooms.



Air outlets should be placed for comfort of patrons and decorative harmony. Outlets in room shown above well satisfied both requirements.

## MECHANICAL SYSTEMS

Where the size of the refrigeration system permits such consideration, several compressors are to be preferred to a system with a single compressor. This arrangement not only provides greater flexibility of operation, but in the event of mechanical trouble with one compressor, the restaurant can still be served with cooled air. Although the initial cost of several compressors is slightly higher than for one unit of the same capacity, the higher cost is often justified by the advantages in normal operation as well as under unusual circumstances.

\* \* \*

*In the specification of air conditioning and refrigeration equipment for restaurants, as for any other type of structure, there are special reasons why architects and engineers unhesitatingly recommend equipment that utilizes "Freon" safe refrigerants. These refrigerants are non-toxic, nonflammable, nonexplosive, noncorrosive, anhydrous . . . pure as scientific methods of manufacture can make them. Their quality assures trouble-free, economical operation of systems where they are in use. And it assures protection of investment in these systems. Kinetic Chemicals, Inc., Tenth and Market Sts., Wilmington 98, Del.*




# FREON *SAFE* REFRIGERANTS

"Freon" is Kinetic's registered trade mark for its fluorinated hydrocarbon refrigerants and propellents.

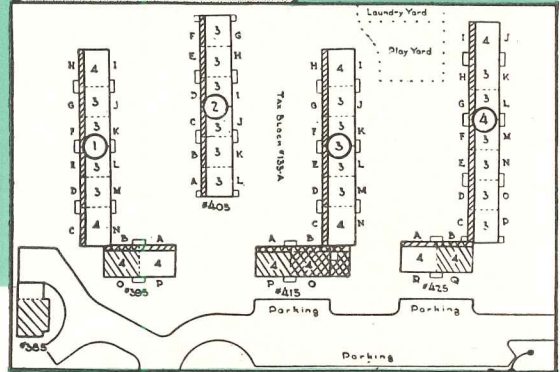


Reynolds Aluminum laminated to both sides (Type B) or one side (Type C) of tough kraft paper. Reflects up to 95% of radiant heat. Moisture vapor transmission practically nil (0.10 grains sq. ft. hr. for Type B). In rolls of 250 sq. ft., 25", 33" or 36" wide.



Facts (not claims)  
that every architect  
should know about

# REYNOLDS ALUMINUM REFLECTIVE INSULATION



**CRAWL SPACE:** Between floor joists over unheated areas, shown unshaded in ground plan above, this is the only practical, economical insulation and vapor barrier. One layer of Type B meets FHA requirements in most areas. Approximate conductance coefficient 0.10. The accepted specification. (Above Garden Apartments, only a small part shown, insulated by The Fireproof Products Co., Inc., N. Y.)

**SIDEWALLS:** With the increasing use of radiant heating, logic demands this insulation that is radiant heat reflective in the highest degree. Bowed between studs and lapped over stud face, Reynolds Reflective Insulation provides high efficiency at low cost in both conductance and as a vapor barrier.

**CEILINGS, RAFTERS:** Two layers of Type B, with intervening air space, meets FHA requirements in most areas. Conductance 0.14. Single-faced Type C with blanket insulation laid above is a superior installation. Conductance 0.07. Single layer of Type B, while not sufficient for winter FHA standards in northern areas, is excellent to take off summer sun load.

## REYNOLDS *Lifetime* ALUMINUM BUILDING PRODUCTS

IF YOU SEE RUST  
YOU KNOW IT'S NOT  
ALUMINUM



REYNOLDS  
*Lifetime* ALUMINUM  
BUILDING PRODUCTS

REYNOLDS METALS COMPANY,  
Building Products Div., Louisville 1, Ky.  
Offices in 32 Principal Cities

REYNOLDS REFLECTIVE INSULATION HAS A PLACE IN YOUR PLANS  
... MAIL THIS COUPON FOR TECHNICAL DATA IN A. I. A. FILE FORM




Reynolds Metals Company, Building Products Division,  
2015 South Ninth Street, Louisville 1, Kentucky

Please send me A. I. A. File Folder on Reynolds Aluminum Reflective Insulation.

Name \_\_\_\_\_


Company Name \_\_\_\_\_ Title \_\_\_\_\_

Address \_\_\_\_\_





# 1818 HOPE'S 1949



*Junior High School, South Euclid, Ohio. Architect: Charles Bacon Rowley & Associate, Inc.  
General Contractor: Leo W. Schmidt Company*

## School Windows That Improve Child Health

Every architect knows the comfort of raising his eyes from the drawing board to a long view through a clear window.

Now, thoughtful investigators of child health have included among the necessities of interior design, if a school is to produce a superior health record for its pupils, (1) opportunity for the restfulness obtained by changing to distant vision along with natural daylighting (2) good handling of the brightness pattern and (3) well controlled natural ventilation.

Hope's Steel Windows give you all these advantages at the start, when you are planning a layout of school room fenestration. Always of interest to school administrators, also, is the fact that steel school windows cost less than any other windows giving the same benefits.


The experience of Hope's Engineering Department, who have taken part in hundreds of successful school window installations, is at your service. You are earnestly invited to write for Hope's Catalog.

**HOPE'S WINDOWS, INC., Jamestown, N. Y.**

THE FINEST BUILDINGS THROUGHOUT THE WORLD ARE FITTED WITH HOPE'S WINDOWS



# Appearance *PLUS* Performance




## Kawneer Aluminum Roll-Type Awning

The Kawneer Aluminum Roll-Type Awning is the happy combination of modern architectural design, sound engineering and precision manufacture.

Providing more than just awning protection, the Kawneer Awning is ALL METAL—designed for distinction—built for year-after-year awning economy.

Assembled as packaged units, Kawneer Awnings are ready for immediate installation in concealed awning boxes, or under a hood for surface applications. Widths up to 18 feet are available, and roof sizes up to 8 feet. Multiple units are easily used for widths beyond 18 feet. Write for Details—261 N. Front St., Niles, Mich.; 2561 8th St., Berkeley, Cal.



THE  
**Kawneer**  
COMPANY

Store Front Metals • Modern Entrances  
Facing Materials • Aluminum Louvered Ceilings  
Aluminum Roll-Type Awnings



# Here's more proof that CELOTEX ROOF INSULATION can take it!

CONSOLIDATED ROOFING COMPANY, INC.  
*Sheet Metal Work    Roofing    Waterproofing*

7300 WASHINGTON AVE.  
 PHONE AUDUBON 1379  
 NEW ORLEANS 18, LA.

*Branch*  
 260 PHLIX ROAD  
 PHONE 3-1648  
 BATON ROUGE LA.

AIR CONDITIONING

PORCELAIN ENAMEL

ASBESTOS PRODUCTS

INSUL-MASTIC WATERPROOFING

Celotex Corporation  
 815 Richards Building  
 New Orleans, La.

Gentlemen:

It might be of interest for you to know that we have used your Cane Fiber Roof Insulation for a period of fifteen years and have just recently completed the Coca-Cola Company building on which we used both 1" and 2" Celotex Roof Insulation. This is the largest brick building constructed to date in this area.

Our experience with Celotex Ferox Treated Roof Insulation has been highly satisfactory; particularly in this area where we experience exceptionally humid atmosphere, in addition to considerable amount of precipitation. The water repellence of Ferox Treated Celotex Roof Insulation saves time in drying out in the event of showers during application.

We wish to commend you for the advancement you have made in the treatment of roof insulation in both the Preseal and Vaporseal type products. This asphaltic treatment adds greatly to the protection of roof insulation in this humid atmosphere and lends itself to the application of the felts with hot bitumin to the insulation.

It is always a pleasure to do business with your company as you have readily cooperated, assisting us in solving unusual problems.

Yours very truly,  
 CONSOLIDATED ROOFING CO., INC.

BY H. V. Wallace  
 H. V. Wallace, Pres.

Another example of  
 the kind of performance  
 that has made

**CELOTEX**  
REG. U. S. PAT. OFF.

the Greatest Name  
 in Insulation



This letter is typical of many others in our files, all adding up to one conclusion: for stamina, for durability, for top insulating efficiency—there's nothing like genuine Celotex Roof Insulation!

**CELOTEX**  
REG. U. S. PAT. OFF.

ROOF INSULATION

The Celotex Corporation • Chicago 3, Illinois



# Fenestra doors take punishment

without

## Looking Wounded



School doors *have* to be tough. They get kicked. And carved. And slammed. Fenestra\* Stock Hollow Metal Doors can't splinter. Can't be carved. A little paint makes them look like new.

### Complete Unit—Door, Frame, Hardware

They come complete with frames and hardware. Mortising, drilling, tapping and prime-painting are *all* done at the factory. They are packed with insulation for quiet performance . . . to close with a gentle click. And each unit is carefully wrapped to protect the finish.

### You Save 3 Ways

You save on first cost, installation cost, maintenance cost. And Fenestra Metal Doors are immediately available. Deliveries from local stocks are timed to reach the job when you're ready for them. No nerve-wracking delay in your builder's schedule. No unnecessary expense *there*, either.

To get strong, fine-quality doors that look better, longer—specify Fenestra.

For complete data on stock sizes, muntin and panel variations, entrance doors, doors with the Underwriters' B Label, and other types, see Sweet's Architectural File, Section 15a/7, or write to Detroit Steel Products Company, Dept. AR-8, 2252 E. Grand Blvd., Detroit 11, Mich.

\*Trademark

*Fenestra* STOCK HOLLOW METAL  
SWING AND SLIDE DOORS



# PUMICE MASONRY brings LUXURY HOME FEATURES at conventional housing costs



LIGHT WEIGHT • SOUND PROOF • INSULATING  
**uniform graded pumice aggregate**  
 FIRE PROOF • NAILABLE • SAWABLE

## TWINSPIRATION HOMES

SPRING ACRES ADDITION

WICHITA, KANSAS

Architect-Engineer: Garold A. Griffin; Builder: United Cement Products, Inc.  
 Model by Arthur C. Risser, Industrial Designer, Wichita, Kansas



The TWINSPIRATION HOMES are designed for maximum livability at cost savings that would not be possible without using pumice masonry in their construction.

Pumice masonry saves furring, backing, soundproofing and insulating. It saves fireproofing and insurance costs. Pumice masonry also produces attractive appearance and construction economies that add materially to living comfort and owner satisfaction without boosting costs above normal levels.

Architects and builders can add "better living" to any home by including pumice masonry in their specifications. Reputable masonry manufacturers everywhere have access to uniform pumice aggregate supplied by members of the Pumice Producers Association. Requests for technical data and general information are welcomed; write to any member of P.P.A. listed below.

## MODEST HOMES ARE BUILT WITH PUMICE TOO!

Above is a typical example of pumice masonry in low cost housing; it is firesafe, stormproof—built to combat the enemies of comfortable living. Masonry homes of simple design benefit from the superiority of pumice over standard concrete masonry units. Savings in labor and materials offset the slight premium cost\* of pumice; living comfort comes at almost no extra cost when pumice is used to its fullest advantage.

Lightweight, thermal insulation, soundproofing, fire safety, vermin and pest control are a few of the advantages that pumice masonry has to offer. Write for detailed information on the versatility of pumice if you anticipate a low cost housing assignment.

\*Average mid-west premium for 1,000 square feet of wall with 8x8x16" units, \$75.00.

## BOND BEAM

A lintel course of pumice beam units around the perimeter of the structure is recommended for average home construction with pumice masonry. These units are channeled for reinforcing steel and a poured bonding beam. This method retains the uniform texture of pumice masonry inside and out and provides a restraining member for the entire structure.

Many manufacturers supply these units but it is not a difficult task to make them on the job. The sawability of pumice masonry makes it easy to cut out the core partitions (this should be done with an ordinary saw to about 3/4 depth) to produce a trough for pouring the beam.

|   |  |   |
|---|--|---|
| <p>GENERAL PUMICE CORPORATION<br/>                 P.O. Box 1445<br/>                 Santa Fe, New Mexico</p> <p><b>PUMICE</b> LLOYD A. WILLIAMSON<br/>                 Bend, Oregon</p> | <p><b>MEMBERS</b></p> <p>PUMICE PRODUCERS ASSOCIATION<br/> <b>TPA</b><br/>                 Uniform Gradation</p> | <p>DESERT MATERIALS CORPORATION<br/>                 4371 Wilshire Blvd.<br/>                 Los Angeles 36, Calif.</p> <p><b>PUMICE AGGREGATE SALES CORPORATION</b><br/>                 121 South Yale<br/>                 Albuquerque, N. M.</p> |
|---|--|---|

## PUMICE PRODUCERS ASSOCIATION


715 FIRST NATIONAL BANK BLDG. • ALBUQUERQUE, NEW MEXICO

UNIFORM GRADED PUMICE is a name applied only to pumice aggregate produced by members of the Pumice Producers Association. Write your nearest producer for technical data. Additional information is in your 1949 Sweet's Architectural (4E/5) and Engineering (4A/8) files.

THE EMBLEM of the Pumice Producers Association stands for Quality Pumice suitable for aggregate in the production of lightweight concrete for structural purposes. It is for your protection; only members of the Association and their franchised manufacturers are permitted to display it.



# THEY *stood in line* TO BUY



The sellers' market had switched to a buyers' market. Yet in just three days last March, 3,000 veterans, who had seen only a model, lined up to buy Levitt's new style \$7,990 homes before they were built in Levittown, Long Island. Buyers really "went for" the floor-to-ceiling *Thermopane* window wall in the living room, a window 8 feet high, 16 feet long.





# 4,000 low-cost houses!

## How Builders are beating the 1949 Buyers' Market

Foreseeing a buyers' market for houses in 1949, Levitt & Sons redesigned its 1948 low-cost house to make it more exciting and livable. A leading feature they added was a *Thermopane*\* window wall like the one that had made a big hit in their higher priced homes.

When Levitt opened the 1949 model house, home hunters stormed the office to buy one. Those people, like most, feel that living in a small-windowed house is as boring as standing in a corner. They like big windows that open up a home, give it "big house" feel.

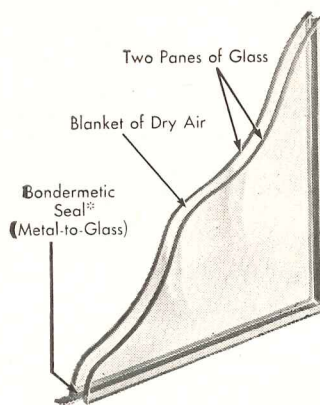
And the practicality of *Thermopane* assures continuing home-owner satisfaction, lasting comfort, economy and livability. The insulating shield of dry, clean air, sealed between *Thermopane*'s two panes of glass, keeps the home warmer in winter, saves fuel. Keeps it cooler in summer. Also, it minimizes condensation. That's why each Levitt home also has a kitchen window of *Thermopane*.

Levittown is dramatic proof that *Thermopane* is an economical way to build new

sales appeal into a low-cost house. Having seen how it attracts buyers, many other builders are now using *Thermopane* in their small homes.

*Thermopane* units are available in more than 70 standard sizes and in stock sash of all kinds. Write today for our *Thermopane* book and list of sizes. Libbey-Owens-Ford Glass Company, 689 Nicholas Building, Toledo 3, Ohio.

\*®



Cutaway view of *Thermopane*

FOR BETTER VISION, SPECIFY THERMOPANE  
MADE WITH POLISHED PLATE GLASS




# Thermopane

MADE ONLY BY LIBBEY-OWENS-FORD GLASS COMPANY



In Industrial Buildings . . .

**HONEYWELL**




. . . begins with the *Blueprint*

IN offices and factories throughout the nation, the health, comfort and productivity of workers is greatly increased by the installation of modern heating, ventilating and air conditioning equipment.

Whether you specialize in industrial or commercial buildings, schools or hospitals, hotels, apartments or homes—the time to specify the proper automatic controls is when the building is in the blueprint stage. And remember, no heating and

ventilating or air conditioning system can be better than the controls that regulate it.

Since 1885, Minneapolis-Honeywell has pioneered in the development of automatic controls for industrial, commercial and residential use. Honeywell engineers are available for consultation on any automatic control problem. Just contact the Honeywell branch office



**ROOM THERMOSTAT**  
The Symbol of Modern  
Temperature Control

in or near your city or write to Minneapolis-Honeywell, Minneapolis 8, Minnesota.

**ELECTRIC, PNEUMATIC, ELECTRONIC CONTROLS:**

For home heating • for hotels and apartments • for schools and hospitals • for commercial heating and air conditioning • for refrigeration • for industrial process • for aviation • for rail, highway and water transportation

MINNEAPOLIS  
**Honeywell**  
CONTROL SYSTEMS

73 BRANCHES FROM COAST TO COAST WITH SUBSIDIARY COMPANIES IN: TORONTO • LONDON • STOCKHOLM • AMSTERDAM • BRUSSELS • ZURICH • MEXICO CITY



## DELIGHT AND DISTINCTION

OF the familiar triumvirate, "Commodity, Firmness and Delight," it is Delight that has identified the art of architecture. Firmness and Commodity can be, and have been, produced by others, but Delight has been deemed the special province of the architect; it has been up to him to produce the delight. There have been times of architectural artfulness and artiness when delight was thought to be produced by adding visual frosting to hide the elements of firmness and to embellish the commodity. And more recently there has been the notion that firmness and commodity would in and of themselves produce delight, a notion of purely physical functionalism. While the results of this philosophy may have produced delight in the minds of their creators and their esoteric coteries, they too often struck no responsive note in the hearts of the uninitiated public. Both were attempts to separate rather than integrate the "three graces" of architecture.


There is ample and encouraging evidence, however, that we are witnessing the evolution of an architecture that is neither crude firmness nor nude commodity, nor is it appliquéd delight. It is an architecture that Frank Lloyd Wright might term "organic" (though he seems to despair of the capabilities of other architects to develop it — and Dean Hudnut bemoans the arid American desert where it must grow). It is an architecture that fulfills its tripartite functions, physical, rational and emotional, through a reintegration of commodity, firmness and delight.

This developing new architecture is the product neither of mere structural science nor of decorative virtuosity, but of the conscious effort of men who, technically informed in the realms of both firmness and commodity, are creatively sensitive to the delight of form, texture and color, to proportion, profile and pattern. It is this personal attribute of creative sensitiveness in the designer, this feeling for the appropriate shapes, sizes and materials that produces the delight in architecture which can be shared alike by the profession and the public. It is this that distinguishes architecture from building; it is this that makes architecture both distinctive and distinguished. It is more than knowledge, more than a science, more than an esthetic philosophy or an intellectual credo, more than a bag of current clichés — it is a quality of spirit inherent in the individual designer and made manifest through his ability to express and communicate his ideas graphically. No following of formulae, no adherence to an abstract philosophy, no facility with an extensive verbal vocabulary can take the place of the designer's innate sensitivity and developed powers of graphic expression. Through the latter only can he provide others with the accurate guide to the construction of distinguished buildings. Neither can originality, inventiveness or novelty (no matter how much publicity they beget) ever take the place of these essential elements in the creation of architecture of lasting delight and distinction.

*Kenneth K. Stowall*

EDITOR





# REINFORCED CONCRETE STADIUM, FIRST UNIT OF

*Rio de Janeiro, Brazil*


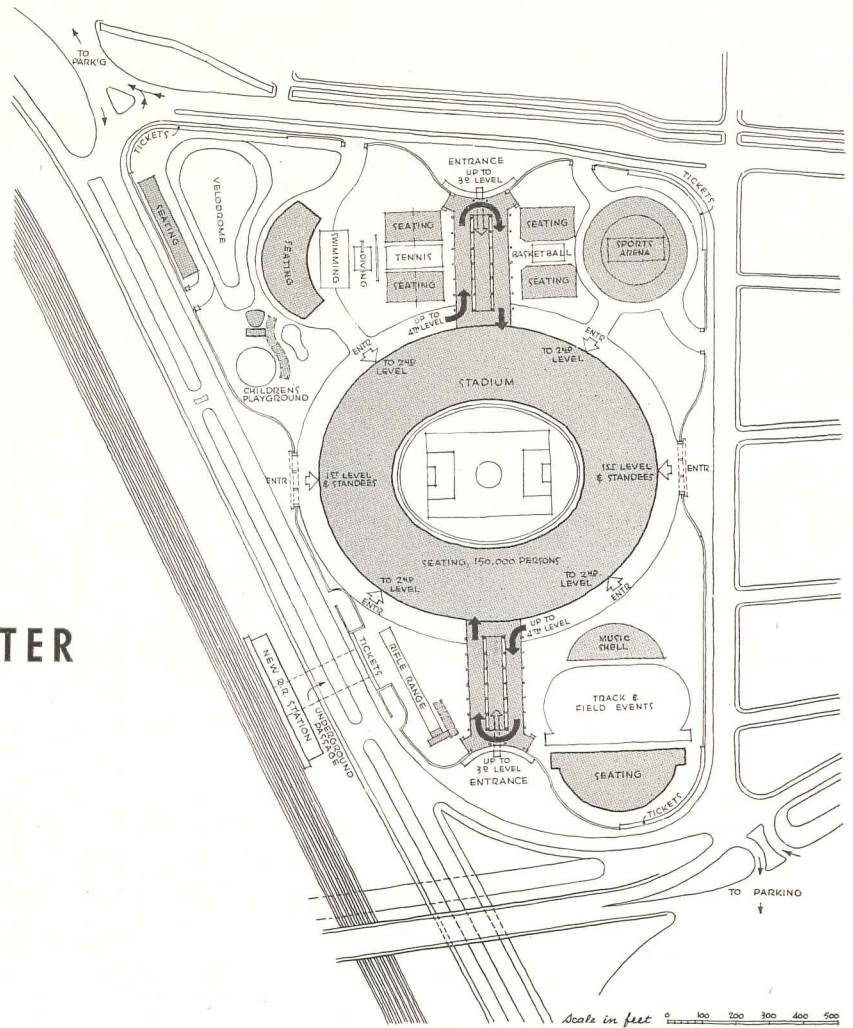
*Raphael Galvao, Pedro Paulo Bastos, Antonio Dias Carneiro, Orlando Azevedo, Architects*






Structural design was the responsibility of Paulo Fragoso, Noronha, Baungart, and Costa, Engineers. The stadium is being built by an association formed by a group of the largest construction firms in Brazil

## RIO'S NEW SPORTS CENTER

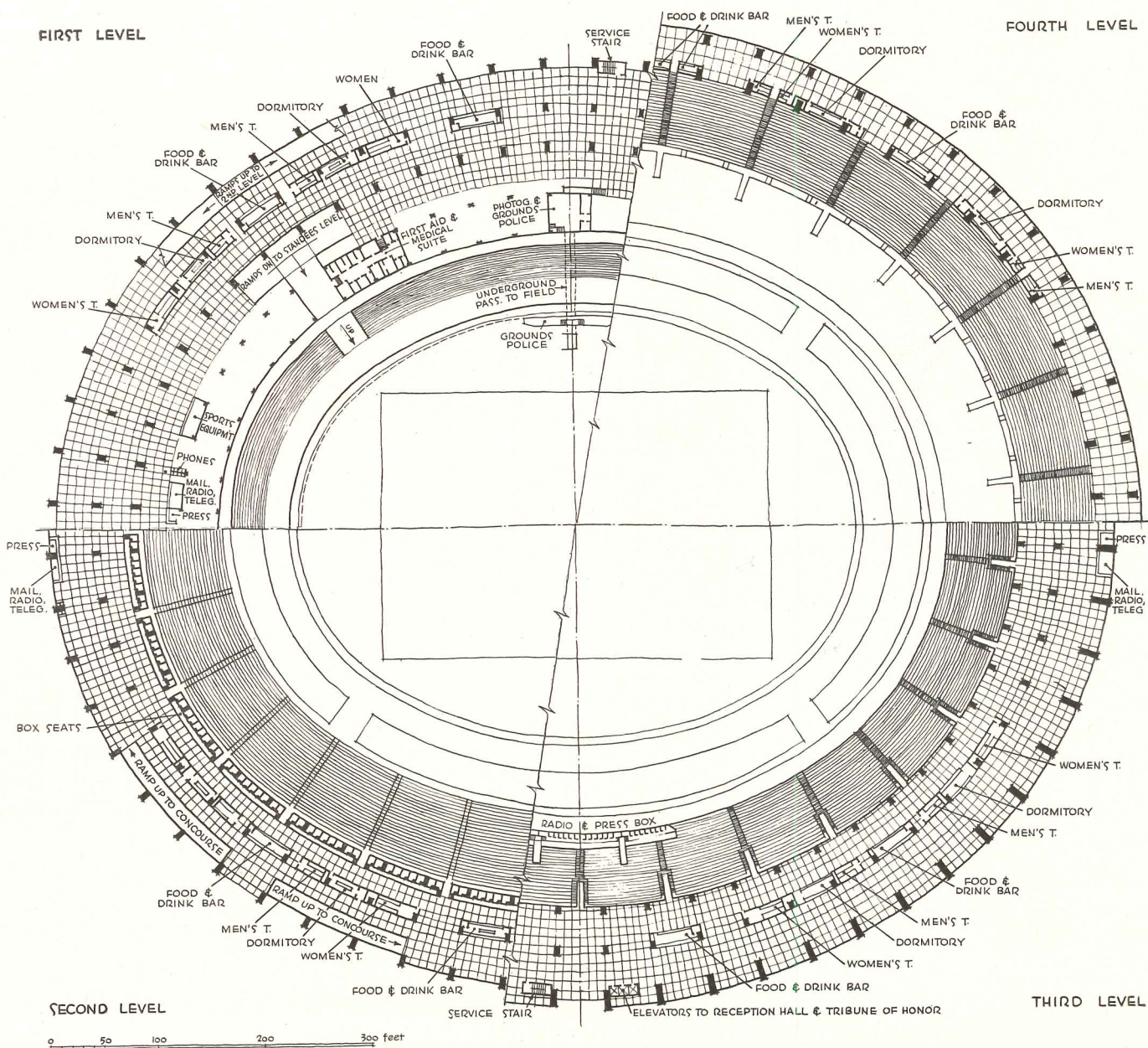


FOR some years a municipal stadium has been projected for Rio de Janeiro. Like all such monumental undertakings, it has been subject to the changeability of political and public opinion; but with the advent of the new city administration of General Angelo Mendes de Moraes, municipal support became assured and construction started early in 1948. As of the present writing, rough construction is substantially complete on the stadium itself; the remainder of the buildings which will eventually comprise the sports center have not been started. The site occupies several blocks in the approximate population and topographic center of the city, accessible by means of street cars, by automobile along superhighways, by bus, and by electric and steam railroad. According to present plans, a large railroad station is to be built solely for the stadium and sports center. The stadium will seat 150,000 people; each of the eight grandstands, when built, will accommodate from 40,000 to 60,000, and the gymnasium another 80,000.

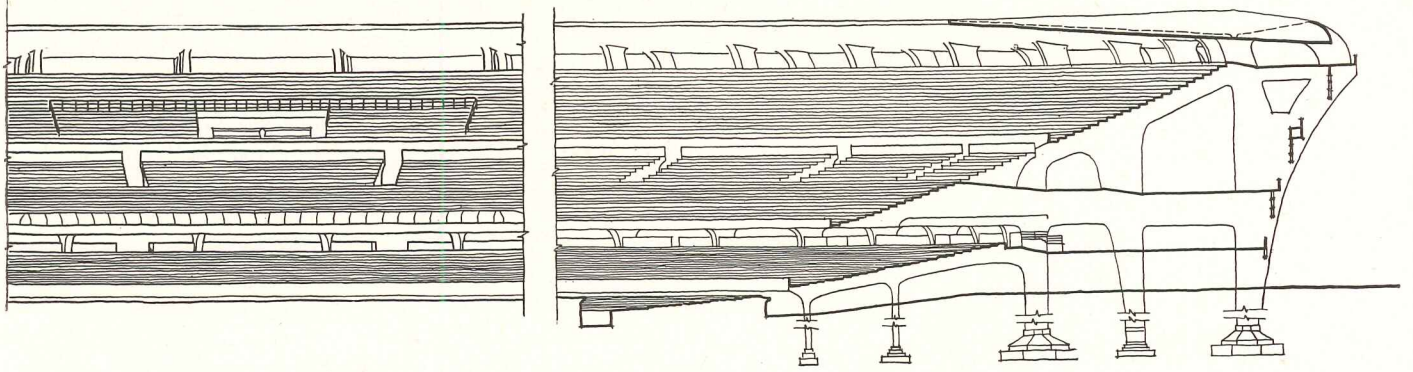




Left, grade-level entrance to ramps leading to second-level seating and boxes. Above, second level partially completed; formwork for a vomitory in the foreground






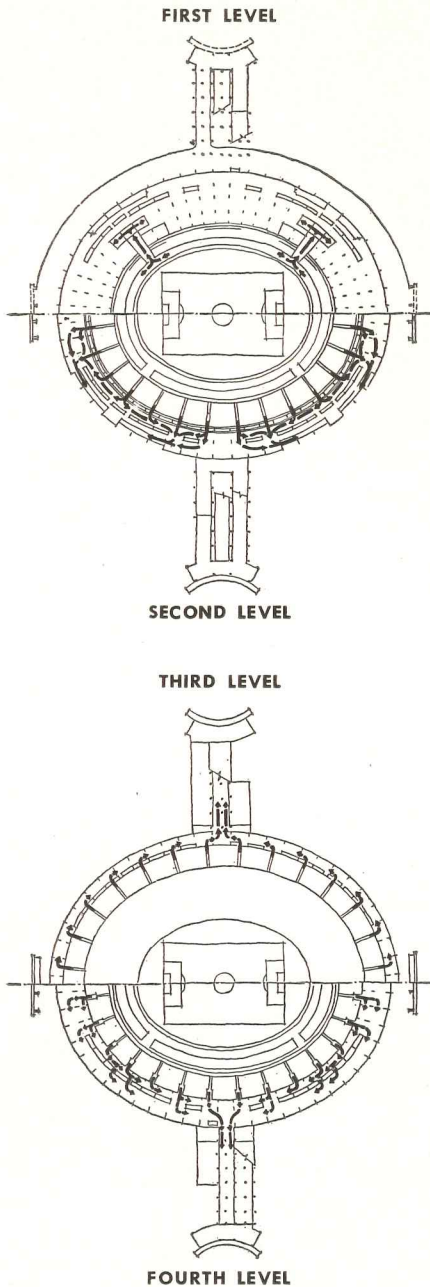



Section shows unusual accommodations for standees and seated spectators: at lowest level, standees' platforms are lower than the playing field, their eye level is slightly above; successive tiers rise until highest standees' platforms are at field level. Upon entering, standees walk to a depressed passage which encircles the stadium and proceed by ramps to the concourse in front of their platforms. Another depressed passage in front of this concourse provides employees and athletes access to field with minimum disturbance. Note tribune of honor in center, press box immediately below

At right, second-level construction complete, third level forms started. "Towers" are forms and reinforcing for ducts which ventilate dormitories, toilets, and concessions located on each principal level. Within the stadium itself are sleeping quarters for 880 athletes







**WIDTHS OF PASSAGES REQUIRED TO EMPTY THE ENTIRE STADIUM IN 15 MINUTES**

Speed in emptying the stadium is mandatory; this was the subject of much study which may be summarized as follows:

Formula:  $\frac{n}{1.25 t}$ , where  $n$  = number of people,  
and  $t$  = time in seconds,

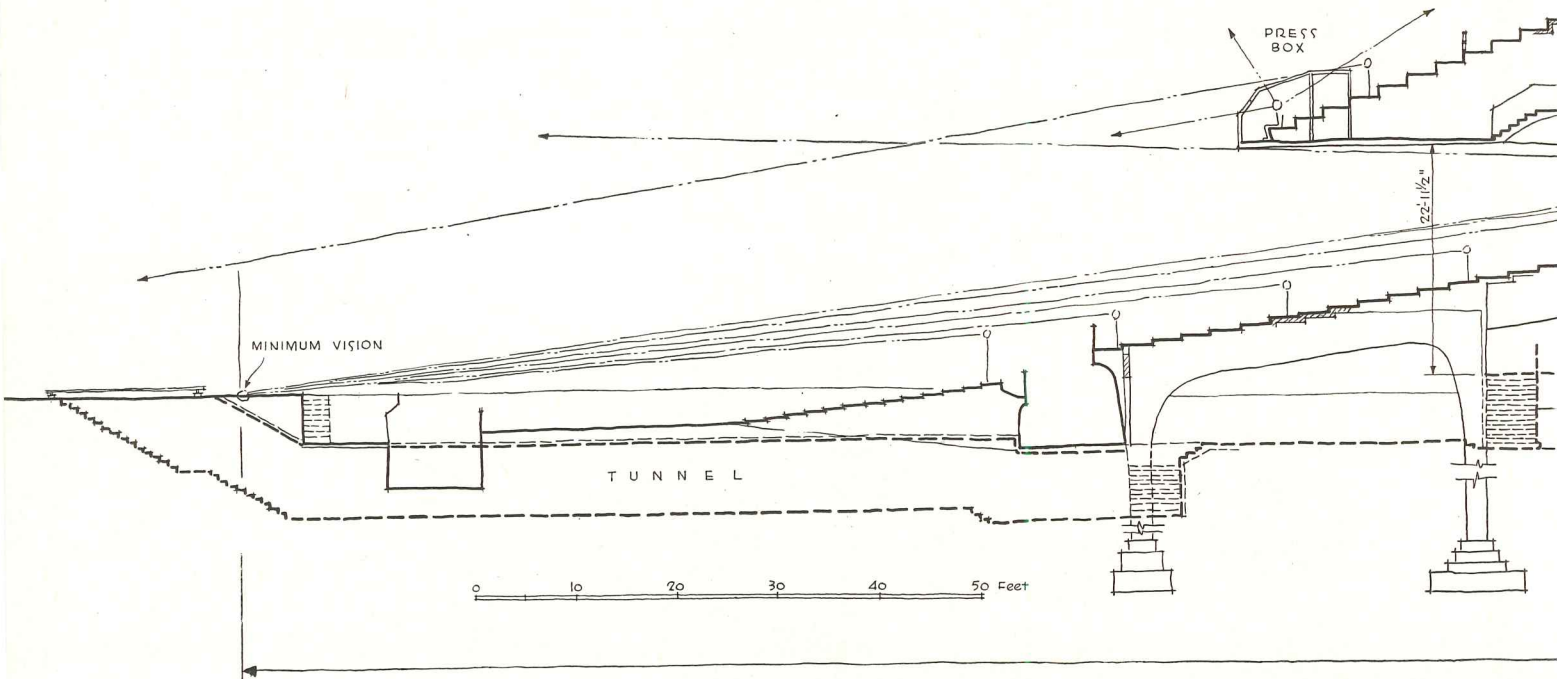
which gives width in meters of passageways required. Separate calculations were made for each level.

Similar calculations were made to determine ramp requirements; these formed the basis for the entire ramp design. All ramps have a 10 per cent gradient. As an example, ramps leading to the top level were found to have a required area of 6900 sq. meters which, assuming 8 persons per sq. meter,


would accommodate 55,000 people — an ample margin of safety over the level's 49,000 (approx.) capacity. This meant that when the ramps were full there would be no people left either in the seats or on the concourse, and determined slab thickness as well as column size and spacing for the ramps. This level could be emptied in 6 minutes after the throng had filled the ramps. For the entire stadium, it was determined that the total capacity (153,000) could be evacuated at the rate of 10,200 persons per minute in 15 minutes, which, considering the total exit width of 158 meters, meant 64 persons per minute per meter of opening. This was considered reasonable.

| Level                  | $\frac{n}{1.25 t}$               | Req'd Width (Meters) | Width Provided (Meters) |
|------------------------|----------------------------------|----------------------|-------------------------|
| First (incl. standing) | $\frac{30,525}{1.25 \times 900}$ | 27.13                | 32.00                   |
| Second (incl. boxes)   | $\frac{30,000}{1125}$            | 26.66                | 36.40                   |
| Third                  | $\frac{43,750}{1125}$            | 38.80                | 42.00                   |
| Fourth                 | $\frac{48,815}{1125}$            | 43.30                | 48.00                   |

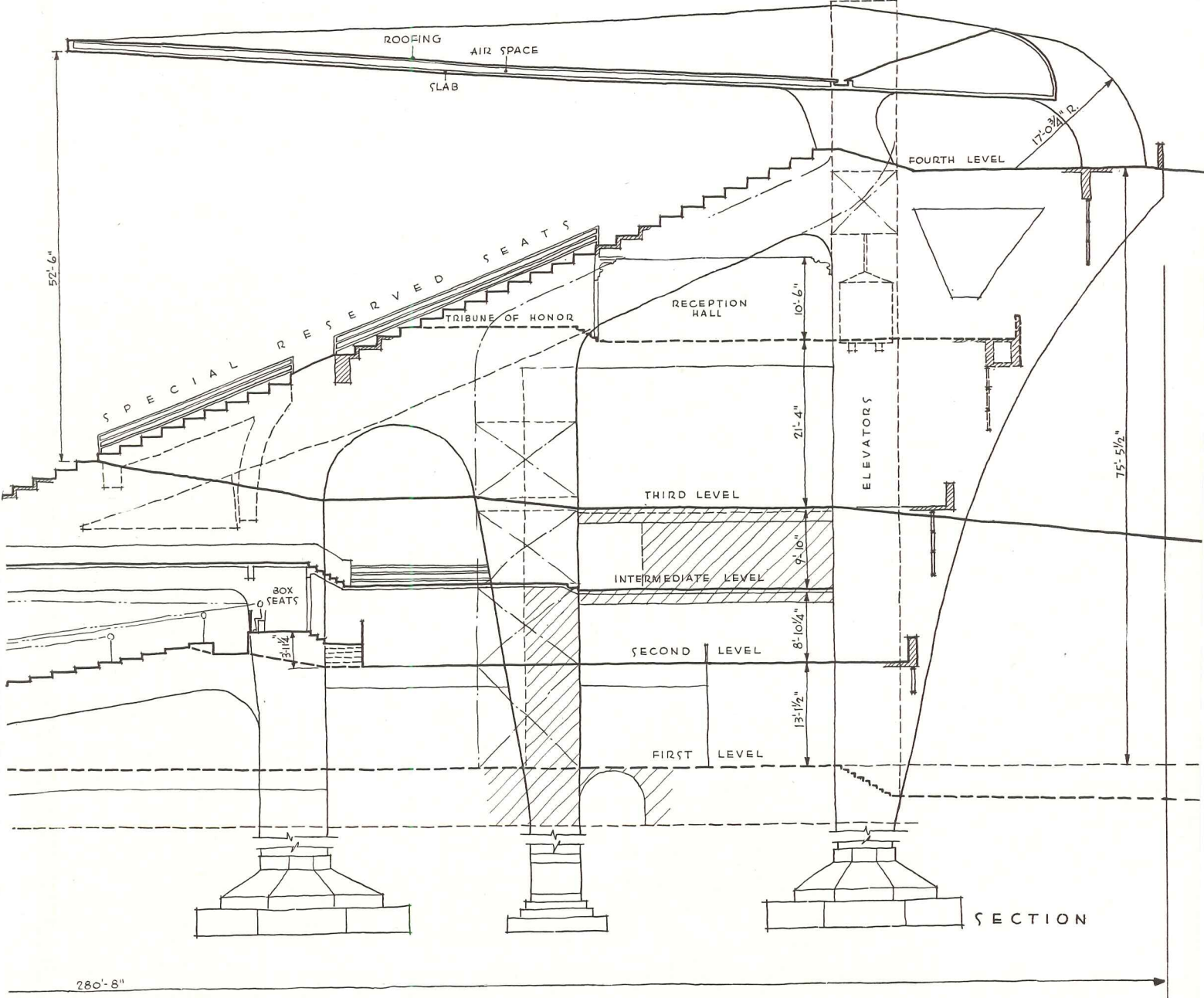
| TOTALS, Calculated in meters and feet |                |              |
|---------------------------------------|----------------|--------------|
| Level                                 | Width Required |              |
|                                       | Meters         | Feet         |
| First                                 | 27.13          | 89.0         |
| Second                                | 26.66          | 87.5         |
| Third                                 | 38.80          | 127.3        |
| Fourth                                | 43.30          | 142.0        |
| <b>Grand Tot. Requ'd.</b>             | <b>135.89</b>  | <b>445.8</b> |
| <b>Provided</b>                       | <b>158.00</b>  | <b>518.4</b> |









Photos showing construction progress: across page, placing reinforcing for main column footings, Sept. 19, 1948. This page, left, forms for lower portions of columns, August 23, 1948; center, pouring and finishing second level, January 30, 1949; right, formwork for third level being constructed, March 6, 1949. Section below shows the several kinds of circulation: to administrative offices (shaded area), also to press box, at intermediate level; from athletes' dormitories (shaded vertical area, on several levels) via passage under stadium to dressing room and thence by tunnel to field; by elevator to reception hall and tribune of honor; and spectators' circulation by ramps to concourses at the various public levels, from which other ramps lead to seating tiers







*Above, second level construction completed, forms under way for third, as of April 23, 1949. Across page, another view of second level; private boxes are at the rear of this level, between the columns which will support the third level. Below, panoramic view at same stage of construction, showing start of complex formwork to support a 65-ft. cantilever during pouring*








One cannot help admiring the thoroughness with which every aspect of the project's design has been studied. Of course things may not work out as well in practice as the scheme would lead one to expect, but certainly no provision for the spectator's comfort which could be determined in advance has been overlooked. An assemblage of 150,000 to 153,000 people can not only arrive at this stadium easily; it can, it would appear, buy tickets in relative comfort (note in plan the long banks of ticket windows); find seats with comparative ease (separate means of access to each level); buy sweets or drinks at the innumerable concessions on each course; and when the show is over, get from the farthest

seat to an exit in 15 minutes or less, and, once outside, make a choice of all the methods of transportation the city affords, to find the way home without undue delay. For parents who must bring children, there is a playground where the small fry can be left under supervision. Visibility from all stands has been mathematically calculated; all steps have varying heights, so that the stadium's internal profiles are curves; apart from the great number of seats under roof, it is remarkable that so large an audience can be accommodated in a structure which has a maximum height of 23 meters (75.5 ft.) Also noteworthy are the tremendous cantilevers; the longest, that of the main roof, is over 98 ft.





# THE THREE PHASES OF POSTWAR RECOVERY

By *Thomas S. Holden*

*President, F. W. Dodge Corporation*

**P**OSTWAR recovery follows a three-phase sequence:

I. THE SHORTAGE AND BACKLOG PHASE.

II. THE MARKET ADJUSTMENT PHASE.

III. THE ECONOMIC EXPANSION PHASE.

Proper analysis of current conditions requires that current facts be viewed in relationship to this sequence.

## **PHASE I. The Shortage and Backlog Phase.**

This phase lasted from V-J Day until about August, 1948. It was characterized by the following conditions and business developments:

Reconversion of industry.

Plant expansion and modernization.

Capacity production of civilian goods (including housing).

Shortages.

Speed in filling orders more important than price, production efficiency, quality of goods or cost control.

Commodity price inflation.

Rising wages; strikes in key manufacturing industries and other labor troubles.

Irregular deliveries; overtime work and overtime pay; swollen costs.

Backlogs of unfilled orders (manufacturers, wholesalers, dealers).

Many new businesses started (architectural offices, producers, dealers, contractors, subcontractors).

Sellers' markets (gray markets in some lines).

## **PHASE II. The Market Adjustment Phase.**

Pipe lines were filled, shortages overtaken, and price peaks reached at different times in different lines of agriculture, raw material extraction, and industry. It is convenient to consider September, 1948, when B. of L.S. all-commodity index of wholesale prices turned down, as the date when Phase II began.

Commodity price adjustment is the essential final step of reconversion to a peacetime economy. A down-

ward adjustment of commodity prices cannot, apparently, be effected without some degree of business recession.

Since this analysis is being made at a time somewhere near the midpoint of the adjustment phase, it must be presented in some detail.

### **1. Characteristics of Market Adjustment Phase.**

Supply overtakes demand in most lines.

Acute shortages, gray markets, order backlogs disappear.

Consumers become price conscious, quality conscious. Jobbers and dealers shorten inventories, reduce orders, buy on a hand-to-mouth basis.

Pipe lines being filled, market pressures back up on processors and raw-material producers.

Expansion programs of industry and merchandising organizations cut back or postponed.

Manufacturing, business, construction volume, employment decline.

Prices tend downward, artificial inflationary cost factors disappear; productivity of labor increases.

Cost reduction and cost control resume normal importance.

Buyers' market returns.

Competitive pricing, competitive selling and sales promotion.

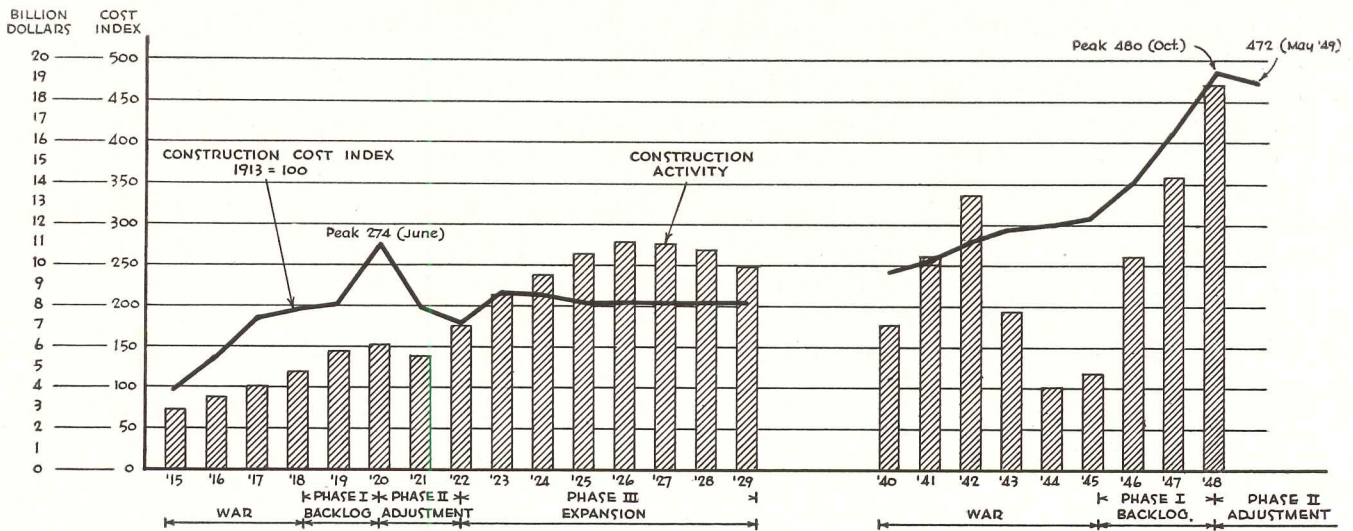
### **2. The Adjustment Record to July 1, 1949.**

Physical volume of production down from 195 in November, 1949, to 169 in May, 1949, according to the Federal Reserve Board's index. (An index of 169 means 69 per cent over the 1935-1939 average.)

Total retail trade in first five months of this year about the same dollar volume as 1948; department store sales down about 3 per cent.

Wholesale prices of all commodities (B. of L.S. index) down from 169.5 in August, 1948, to 152.9 at the





Source: Construction Activity — U. S. Dept. of Commerce Construction Cost Index — Engineering News Record

### U. S. CONSTRUCTION — ACTIVITY AND COST FLUCTUATIONS • TWO WAR AND POSTWAR PERIODS

end of June, 1949 (approximately  $1\frac{2}{3}$  points per month).

Civilian employment down from 61,296,000 in June, 1948 to 59,619,000 in June, 1949 (less than 3 per cent).

Housing starts in first six months this year down about 6 per cent from 1948.

Construction contract volume (F. W. Dodge Corporation figures) for 37 eastern states:

Fourth quarter 1948 dollar total  $21\frac{1}{2}$  per cent under fourth quarter 1947; new building floor space down 15 per cent.

In the first six months of 1949, dollar volume of all construction down 6 per cent from 1948; new building floor space down 14 per cent.

Increased public building and engineering work not enough to offset decline in private contracts. (Total dollar volume of contracts in first six months of 1949 greater than in corresponding period of any recent year except 1948; new building floor space contracted for in first six months of 1948 greater by 42 per cent than new floor space in first six months of 1940.)

Building costs in May, 1949 ranged from same to lower compared with May, 1948, and were down from the peak of late Summer 1948 by at least 5 per cent in May of this year. This is an interpretation based on a composite of building cost indexes and F. W. Dodge Corporation's opinion survey among builders. (See ARCHITECTURAL RECORD for July, 1949, pages 104-105.)

#### 3. Adjustment Incomplete, Due to Continue.

As of July 1, the adjustment is incomplete, for the following principal reasons:

The public expects further price cuts, buys cautiously, shops for bargains.

Jobbers and dealers expect further price cuts, buy on hand-to-mouth basis.

Some industries (notably automobiles) have not yet caught up with backlogs.

Reduced raw material prices have not been fully reflected in reduced prices of manufactured goods. Industry has doubts about fourth-round wage demands, labor troubles.

Business and industry have doubts about Congress action on labor legislation, taxation, proposed welfare legislation, government spending.

Business and industry are not fully readjusted to competitive selling in buyers' markets.

Some business enterprises are due to fold up, particularly small new ones started during the inflationary boom.

Building contractors who participated in F. W. Dodge Corporation's opinion survey in May expect cost decline to continue until about November, 1949. (See ARCHITECTURAL RECORD, July, 1949.)

In the light of present facts, the recession may continue during the remainder of 1949, possibly into the first part of 1950.

#### 4. This Is a Remarkably Mild Business Recession.

Compared with the 1920-1921 commodity price deflation, there are many more differences than similarities.

Various industries (including farm production) caught up with shortages at different times, not all at once; a series of minor shocks to the economy, not one concentrated big shock.

This time, no big security speculation to be deflated. Security trading in the postwar period has been practically on a cash basis, volume has been comparatively small; no large liquidation to be expected. Security price drop in May can be interpreted in terms of expectation of reduced corporate profits; does not necessarily foreshadow important decline in consumer purchasing power.



No extended real estate speculation to be deflated. No large volume of mortgage foreclosures expected. Farm prices pegged by government supports; wage scales pegged in unionized industries; social security benefits maintain minimum purchasing power for unemployed.

Congress is unlikely to increase tax rates this year. Adjustment has made much progress already without developing any panic psychology. Barring unforeseen world developments there is no reason in basic facts or in logic, for development of panicky sentiment.

Consumer purchasing power and individual savings remain very high.

Odds favor continuance of adjustment in a mild, orderly manner until an adequate basis for business upturn is reached.

### PHASE III. The Economic Expansion Phase.

Market adjustment is a preparation for resumption of postwar recovery on an ever widening front. The natural peacetime course of a dynamic society like ours, when maladjustments have been corrected, is economic expansion.

Potential expansion factors in the American economy are very great, perhaps greater than ever before. They include: our growing population, our position of world leadership, our high productivity, our tremendous volume of liquid savings, our habits of ready adaptation to change, our high competence in business and industrial management and construction techniques, the energy and resourcefulness of our people.

Characteristics of an economic expansion period include:

Commodity prices approximately stabilized, fluctuations within comparatively narrow ranges.

Increased productivity per man hour; modernization of plants and processes; improved quality of goods.

New community facilities to accommodate population growth, rising living standards, rising community standards; prosperity.

New products, new industries.

Rapid expansion of particular industries.

Possible emergence of some bellwether industry (like railroads and automobiles in the past) to lead in general economic expansion (perhaps industrial applications of atomic energy).

New building and engineering facilities required for each new economic and social development.

Competitive selling; improved market methods.

### QUESTION: Will Government Policies Encourage Private Enterprise and Private Investment?

Market adjustment creates *economic* conditions favorable to expansion. It is also necessary that *political* conditions create a favorable climate.

Requirements of favorable political climate:

Incentives to savings, private investment and private enterprise.

Government policies favorable to business, without backbreaking taxes, without too much government planning and control.

Reduction of federal spending.

Improved world conditions and increased world trade.

Government has made less progress in reconverting to peacetime than have business, industry and construction. In the summer of 1949, the 81st Congress debates measures of critical importance for the future: labor-relations legislation, social welfare legislation involving increased taxes and spending and a trend toward what is called the social welfare state, a record peacetime budget, proposals for budget cutting, proposals for increased federal taxes.

Preponderance of evidence is that an economy overtaxed, overburdened with costly government spending programs, overregulated by government planning and controls tends toward stagnation and reduced living standards. Government planners talk economic expansion, believe government must direct it in many detailed ways which actually devitalize the energy of dynamic free enterprise.

The kind of future the American economy will enjoy and the nature and extent of its expansion will be determined largely by the decisions of the 81st Congress, by the decisions of the voters in the 1950 Congressional elections, by the campaign issues and election results of 1952.

While conditions are likely to favor an upturn in business, industrial and construction volume in early 1950, there will still be unresolved economic and political problems. Expansion is therefore likely to proceed at a moderate pace for a year or two after resumption of the upward recovery trend.

### CONSTRUCTION IN AN EXPANSION ERA

Expansion involves a wide variety of new activities throughout the whole range of economic and social development. Every new activity of importance generates needs for new building and engineering facilities; there are needs for added facilities, needs for new types of facilities.

Some general observations about construction demands of the 1950's can be made, based on the assumption that there will be a predominantly favorable economic and political climate.

*Commercial building* would be due to increase in proportion to the prosperity of the country; further decentralization of industry, population and trade will create new demands.

*Industrial building* would be due for large increase over the current rate (dependent on prosperity in the United States, world trade improvement, incentives to private investment); new factories and equipment for cutting production costs, for modernization and decentralization of industry, for new industries; if and when atomic energy is adapted to industrial uses, revolutionary changes may be ahead.

*School building* is due for continuous increase; enrollments in elementary and high schools will increase



from 26,000,000 in 1949 to 34,000,000 in 1958; colleges will need increased facilities.

*Hospital building* is probably due for continuous increase, with or without federal aid; there is strong public sentiment for improved and expanded health service.

*Public buildings* for administration and community service would tend to increase with general prosperity and with community development, though there is no present indication that this class of operation will assume major importance.

*Religious buildings* and *social and recreational buildings* are likely to increase with general prosperity.

*Residential building* should continue relatively high, probably less than the 1948 volume during the next several years; acute shortages have been met, the rate of new family formations has fallen considerably from the 1947 peak and is likely to continue during the 1950's at a lower rate than in the war and early postwar years (the low birth rate of the 1930's results in fewer people of marriageable age in the 1950's). Rental housing currently lags behind, particularly in larger cities, indicating need for increased building of apartment houses (perhaps a combination of public housing, cooperative housing and investment housing). With prosperity, new building to replace substandard housing likely to increase, but not at rates indicated in propaganda estimates of recent years. Single-family houses built to order for owners' occupancy likely to increase in proportion to national prosperity.

(In 1943 F. W. Dodge Corporation estimated postwar housing volume at the average rate of 820,000 new non-farm dwelling units a year during the first ten postwar years. During the first four postwar years [1946-1949] average housing production will be quite close to 820,000 units. In view of the potential demand situation outlined above, it is doubtful whether the average of the next six years will exceed 820,000 units.)

*Heavy engineering construction*, both publicly and privately owned, is likely to increase continuously to keep pace with needs for expanded community facilities, power, traffic and transportation needs and the like. Large backlogs of planned projects exist at the present time.

#### NOTES ON BUILDING COSTS SURVEY

The opinion survey conducted by F. W. Dodge Corporation in early May among representative contracting organizations throughout the country gave a cross-section picture of the industry midway in the process of cost stabilization. (A factual report of survey results was published in the July 1949, ARCHITECTURAL RECORD.)

**Abnormal Cost Factors Are Nearly, If Not Quite Out of the Picture.** — Preponderant evidence was that irregular deliveries of materials, excessive time required for shopping for materials and overtime pay are a thing of the past in most building markets, probably on the way out in others. Some materials were then noted as

being still in short supply in some markets, some still at peak price levels. There was a general consensus of opinion that productivity of on-site labor had improved, 10 per cent being the most frequently mentioned measure of the degree of improvement. Lump-sum contracts have again become the predominant procedure, contrasted with the high prevalence of cost-plus-fixed-fee contracts in the war and early postwar years; normal peacetime competition has returned to the contracting field.

**How Much Decline from the Peak?** — The question put to the builders was the extent of the decline in building costs from May, 1948 to May, 1949. The consensus of answers was a 5 per cent drop in the 12 months. Published cost index numbers indicate that the May, 1949 figure was very close to that of May, 1948, and that the peak of construction costs was reached about October 1948. A possible explanation of the apparent discrepancy is that a majority of the builders who answered the question were actually thinking in terms of the decline from the peak, instead of trying to recall the cost levels of May, 1948. The range of declines as reported by builders was from *no change* for single-family house costs in the Mountain States to a 10 per cent decline in similar building in the Pacific States, and from a 3 per cent drop in larger-type building costs in the Mountain States to an 8 per cent drop for similar buildings in the South Atlantic States.

**Cost Down Trend Expected to Continue a Few Months Longer.** — Preponderant opinion of contractors was that cost declines could be expected to continue for about six months, which would carry it to next November. The median expectation was for a further drop of 8 per cent from May levels. If realized this would bring average costs down within the range of 15 to 20 per cent below the peak. A majority of contractors expected continued improvement in productivity of on-site labor, which would be a factor in further cost reductions.

**Is It Advisable to Build Now?** — In buying construction, as in other purchases, it is almost impossible to strike the exact bottom of the market. For urgent projects, the cost of waiting has to be weighed against potential reductions. Projects for which plans and sketches are started now stand a chance of finding a highly favorable market when the projects are ready for bids. Even now, contractors are apt to give consideration to their expectations of further cost reductions in making estimates and bids.

The public probably expects deeper cuts in construction costs than those which will actually come about. This is a factor tending to deferment of projects. Some effort will be required on the part of architects, builders and others in the industry to convince prospective owners as to the values to be expected for current building dollars. Since wholesale prices of all commodities are still about double their 1939 average, current building costs are not out of line.





Richard Garrison Photos

## RAMBLING RESIDENCE IN KENTUCKY

*Residence of Mr. and Mrs. Harold F. Johnson, near Louisville, Ky.*

*James Kellum Smith, of McKim, Mead & White, Architect*

*D. X. Murphy & Bros., Associates*

**T**wo unusual features mark this hilltop-clinging house in the Kentucky farmland: the east-west axis of its main rooms, and the large gallery connecting the two wings. Both are due to the stipulation of the owners that full advantage be taken of the view up the Ohio Valley, to the north of the site, and that the cooling breeze from the river be ensnared in the hot summer months. A third requirement was provision for shutting off portions of the house in periods of disuse.


The architect's astute solution to this triple problem was the splitting of the house into two parallel wings,

each with a view of the valley to the north, and the centering of guest and formal entertaining areas in the northern wing along with the apartment provided for the adult daughter of the family, not always at home. Dining room and kitchen were placed in the southern wing with the master bedroom suite and the library, which serves as the living room when the north wing is closed off. Connecting the two wings is a large gallery which can be thrown wide open either to the east or to the west, or both, to capture the breeze and draw it into the house.









*Heart of the house is the large gallery between the two wings, which opens to a brick-paved terrace in the rear and to the welcoming, U-shaped entrance patio on the opposite side. Above: looking past the gallery toward the main entrance, immediately adjacent. Left and below: two views of the gallery facing entrance patio*



Richard Garrison Photos

*Ceiling and walls in gallery are redwood, floor is brick. Note the raised ceiling, which adds to feeling of spaciousness*








Above: the rear of the house, with main living room to the right and library to the left of gallery. Right and below: the gallery at the rear, or terrace side. East and west walls of gallery consist almost entirely of glass doors rolling on floor and ceiling tracks. Door at left in photo below leads to main living room




Rolling louvered shutters in combination with the glass doors permit the gallery to be breezy even in inclement weather








The front of the house has a traditionally Southern air, with its restrained detailing and its U-shaped service court (right in photo above). The library, below, serves as the living room when the north wing is closed off; walls are leather-covered. Opposite page: top, the kitchen has its own small entrance porch; below, opposite ends of the main living room, showing the marble-faced fireplace and door to the guest room hall (left). Interior walls throughout are plaster except in gallery and library; ceilings are plaster except in gallery








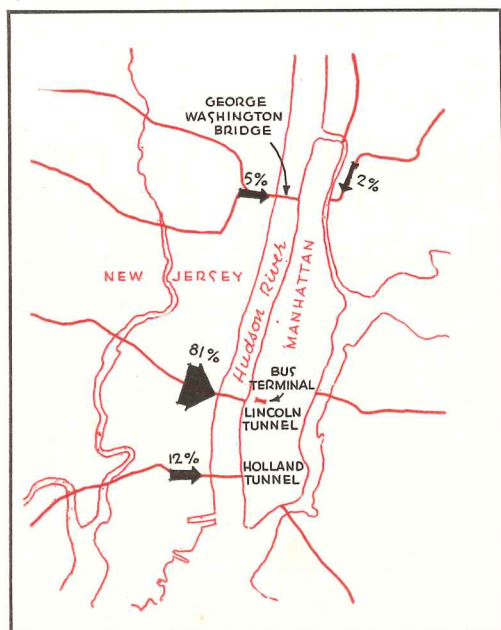
Richard Garrison Photos







William Ewering



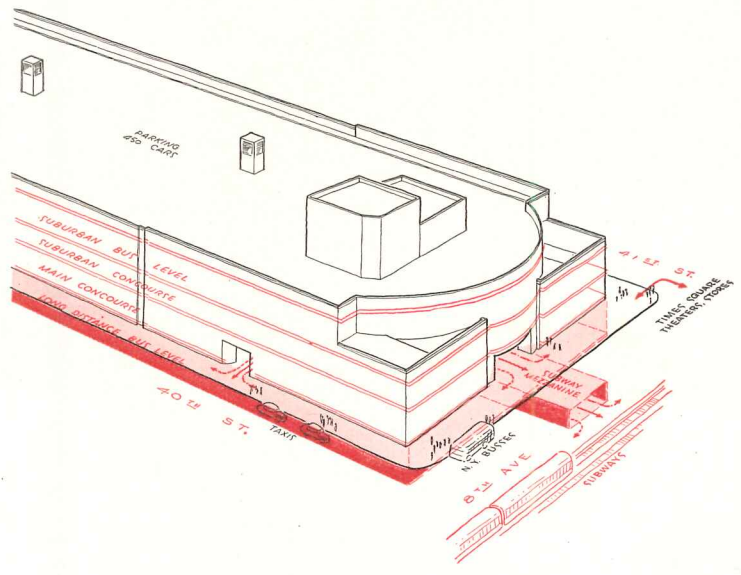

## NEW YORK'S

EVERY five seconds a huge inter-city bus will arrive at the new Union Bus Terminal planned by the Port of New York Authority for New York City. At peak capacity it is anticipated that there will be 750 bus arrivals and an equal number of departures per hour.

This mighty terminal under construction around the corner from Times Square will provide 60,000 daily travelers with direct access to the city's vast underground communication system and to surface transportation. It will be also within walking distance of the majority of New York City's largest department stores and theaters and many of its principal office buildings.



- Suburban Traffic
- - - - Long Distance Traffic
- Private Auto Traffic



*The Port of New York Authority*

## NEW UNION BUS TERMINAL

Connected by direct elevated ramp approaches to the Lincoln Tunnel, through which 81 per cent of bus traffic to midtown Manhattan passes, the new terminal will consolidate the movement of some 2100 whopping suburban and long-distance buses which daily manipulate and congest New York City's crowded streets to reach individual terminals scattered throughout the Times Square district. As a further measure of traffic relief the terminal will have a roof parking area for 450 privately owned automobiles. It is estimated that the elimination of traffic tie-ups will save commuters and shoppers from five to 20 minutes per trip.

The block long steel and brick structure will have four different floors with interior bus roadways and loading and unloading platforms on two levels. Long-distance buses, 15 per cent of the terminal load, will enter and leave the building at the Ninth Avenue street level. Suburban buses, 85 per cent of the load, will shuttle back and forth between the tunnel portals and the third floor level of the terminal by means of ramps.

Centralized around the concourses of the building will be all modern comfort conveniences for local and long-distance passengers including recreation facilities and an extensive shopping center.

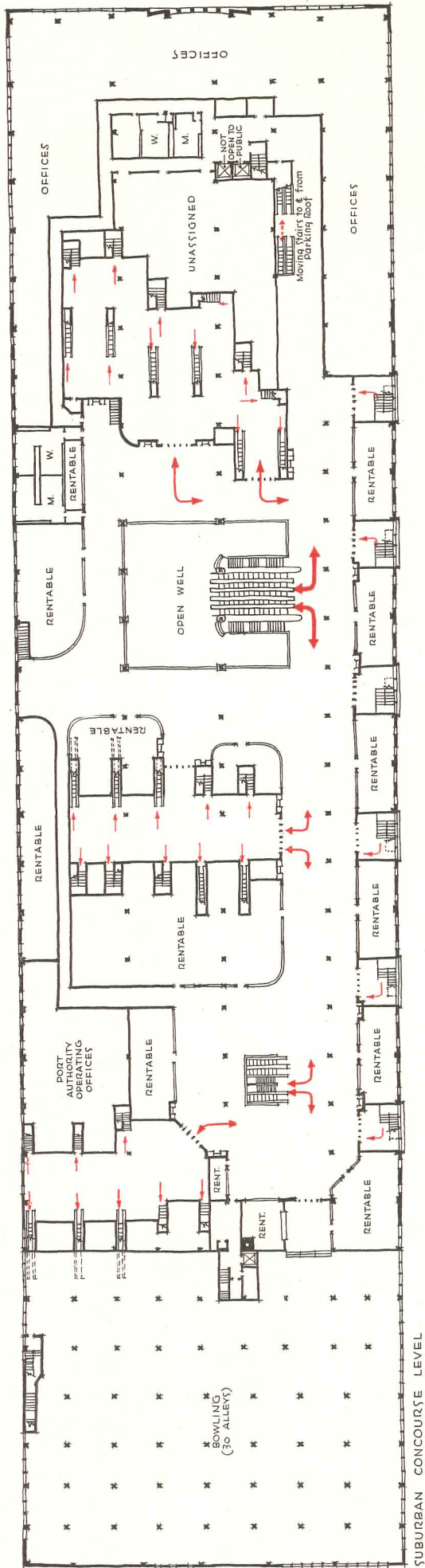








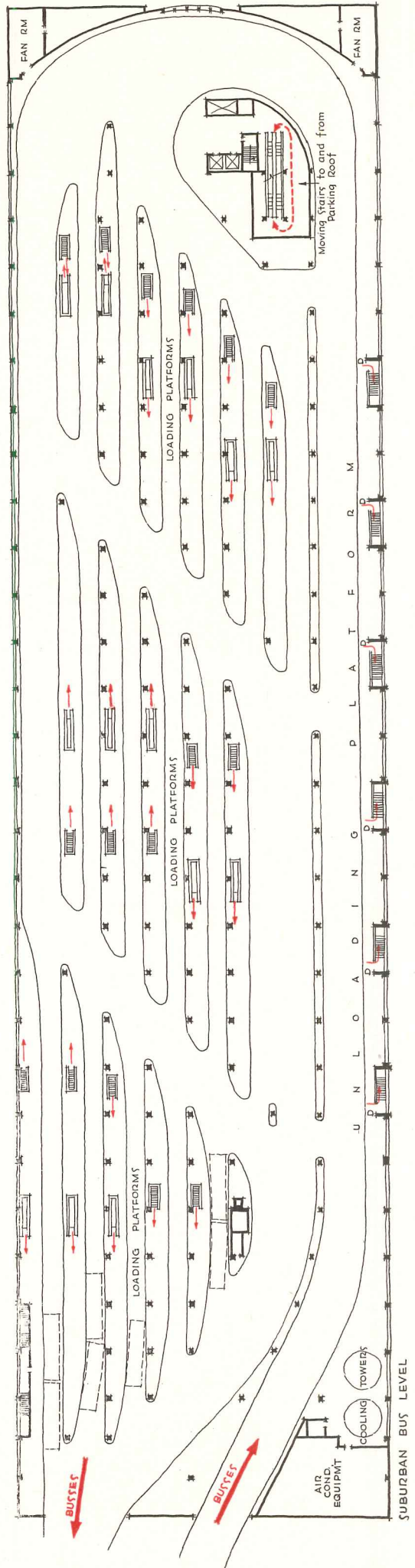




Suburban commuters and shoppers are separated into three major sorting areas on the suburban concourse level. 14 moving stairways and 16 stairs provide access from these areas to the short-haul loading platforms. On this upper concourse as in the main concourse there are numerous shops, and recreation facilities including a 30 alley bowling center. Moving stairway traffic to and from roof parking area is isolated from bus passengers.

Suburban bus traffic which comprises 85 per cent of the load of the terminal will enter and depart from the suburban bus level by means of elevated concrete ramps which connect directly with the Lincoln tunnel portals. 84 bus loading and unloading spaces have been planned. Loading will be done from the island platforms which are connected by moving stairways and stairs to the suburban concourse below. One long platform, the length

of the building, has been provided for unloading traffic. Stairs lead directly from this platform down to the suburban concourse level. During peak unloading periods, however, island platforms with reversible escalators will also be used. Buses will not be serviced in the terminal building, but batteries, air and water will be available for use in the case of emergency.





Particular attention has been given to the ventilation of bus loading levels. In the lower level, fresh air enters through bus entrance and exit openings off Ninth Avenue to be expelled from the roof through vents located under the subway mezzanine. In the upper level, continuous unglazed openings in both long sides of the building will afford the source of supply. Six huge exhaust units are located in the roof on the long axis of the building. Concourses opening to the loading areas will be "pressurized" with fresh air to prevent the entrance of exhaust fumes.


Electronic indicators will advise the incoming long-distance bus control which docks are in use. An announcing system for bus arrivals and departures will have outlets at strategic points.

Interior finishes reflect the careful consideration given to economical building maintenance. Waiting rooms, concourses, etc., will have marble wainscote 4 ft. 6 in. high with enamel steel panels above to ceiling. Wearing surfaces, hand rails, trim, and concourse column finish will be of aluminum. Terrazzo floors will be used with non-slip aggregate on sloping surfaces. Ceilings are of suspended acoustical metal pan units with lighting fixtures set flush. Stairs will have terrazzo treads with abrasive strips. The building exterior will be of brick with a 5 ft. granite wainscote and limestone trim.

The importance of rentable areas as a source of revenue has been carefully studied and emphasized in the working out of the plan. All available space has been developed for concession use. As in any good merchandising system, concessions have been played up — made more attractive and more easily accessible — where pedestrian traffic is heaviest. This has never been done, however, to the inconvenience of the traveler, but rather from the standpoint of providing him with extra service, and added time-saving facilities. Shop fronts, restaurants, magazine and shoe shine stands will all be designed and planned to harmonize with interior design and decoration.




Times Square skyscrapers provide an impressive silhouette as excavation work for the terminal foundations proceeds. The Port Authority located and renovated apartments for displaced families



Sketch of main concourse shows escalators leading to suburban concourse level. Provision has been made for air conditioning waiting room and rentable areas. Individual vending machines will be recessed flush with walls and finished in special harmonizing colors

William Brower





# SHOPPING CENTERS

ARCHITECTURAL RECORD'S



As a building type the shopping center is still in the experimental stage. Yet it already has inspired a typical conception: a group of one- or two-story buildings adjacent to a large parking area. The stores on the ground floor, small and varied, cluster around a supermarket and a drugstore, sharing the traffic which these can be depended upon to promote. The bigger centers will include also a movie theater, a "5 and 10," a bank, a restaurant, perhaps also a branch department store. On the second floor (if there is one) will be offices for doctors, dentists, lawyers, and other professional men.



This group of stores and offices will often be somewhat withdrawn from the highway; they may even turn their backs upon it, as though spurning the automobile which jogged them into existence (although they will pamper the automobile which comes bearing customers — the recommended ratio of parking space to store space becomes larger every year).

In 1925 automobiles in the U. S. ran up 200 billion passenger miles, more or less. In 1940 the figure was 500 billion. Combine these facts with the depression and the urge to lower distribution costs, and you have the cash-and-carry supermarket, which the average housewife visits three times a week, taking the goods home in her car.



The bus has replaced the trolley car as the favored form of urban transportation. In contrast to the rigid armature of the trolley lines with their costly tracks, bus routes can be quickly changed, adapted to the creation of new communities. And whereas the trolley car certainly encouraged strip development, it may be claimed that the bus encourages satellite towns (just as the private automobile gives birth to the independent shopping centers isolated except from roads). The satellite towns in their turn encourage the planned neighborhood shopping center which has now come to be considered an essential amenity in all large new housing developments — particularly since developers have come to realize what profits may lie in store leasing.

The more widespread and obvious result of the automobile's popularity is the ring of inchoate suburbs which already scatter out like a shot pattern from all large towns, in exploitation of lower-cost land. This is typical shopping center and branch department store territory, the lower land cost justifying sprawling one- or two-story buildings and large parking areas.

Use of the automobile, however, by the suddenness of its growth, has set increasingly restricted limits on its own usefulness. Its convenience depends less upon distance than upon traffic con-





# BUILDING TYPES STUDY NUMBER 152

By Bruno Funaro and Geoffrey Baker



This study is based on the research of Bruno Funaro, A.I.A., as McKim Fellow, Columbia University, 1948-49. It has been prepared by Bruno Funaro and Geoffrey Baker who are at present collaborating on a book covering the same subject

gestion. The trading area of any store group has changed not only in scale but in shape also. It is no longer a simple circle of so many miles radius. Based on driving time it becomes an irregular cookie shape. In most of the ambitious shopping centers now in the planning stage, considerable importance is given to a site easily accessible from a number of major, fast-traffic highways.

Side by side with the plans which depend mainly upon automobile traffic are others based on the traffic promoted by an existing transportation center such as a railroad station or long-distance bus terminal (with, however, a great deal of parking space added to serve those arriving in their own cars). Many plans have also been drawn for making the existing downtown shopping areas more attractive by the provision of extra parking space. Because of the number of vested interests involved, such schemes probably will remain pigeonholed for many years to come, except in some smaller towns where the investments are not so large, the pressure against change less strong (see pages 114, 115).

All types of shopping center envisage a certain amount of control, which is normally enforced by all the stores being in one ownership. Each store depends upon the landlord to see that he is subjected to no more than the small amount of fair competition which attracts the

customer. This, combined with the proximity of traffic-getters such as supermarkets and department stores, makes location in a shopping center particularly attractive to the small merchant. In return for a slightly higher rent (for he is subsidizing the traffic-getters) he is guaranteed traffic, prestige, and a certain stability which Main Street cannot always provide.

Every privately promoted shopping center will have profit as its *raison d'être*, just as every store which rents space will have to be convinced that it is a good spot to make a profit. So, in order to sell his tenants, and perhaps convince himself too, the promoter must build up a statistical picture of his prospective customers.


He will want to know how much *Buying Power* this new center may hope to tap. First he must decide the total income of the area from which it is hoped to draw trade. Yardsticks commonly used are distribution of income-tax returns and non-commercial telephones, proportion of homeowners to non-homeowners, number of servants, etc. To discover the *net Buying Power*, subtract from this total income all that is already committed to others — e.g., rent to the landlord, and business already going to existing stores. All this figuring is clouded by almost endless assumptions and shading. For example, it is usually nec-

essary to work with 1940 census figures (in most cases the latest available), and these can usually be brought up to date only after many modifications, which depend for their correctness on hunch and experience. Finally the 1940 figures, and any others used, must be corrected by means of the Cost of Living Index to allow for changed dollar values.

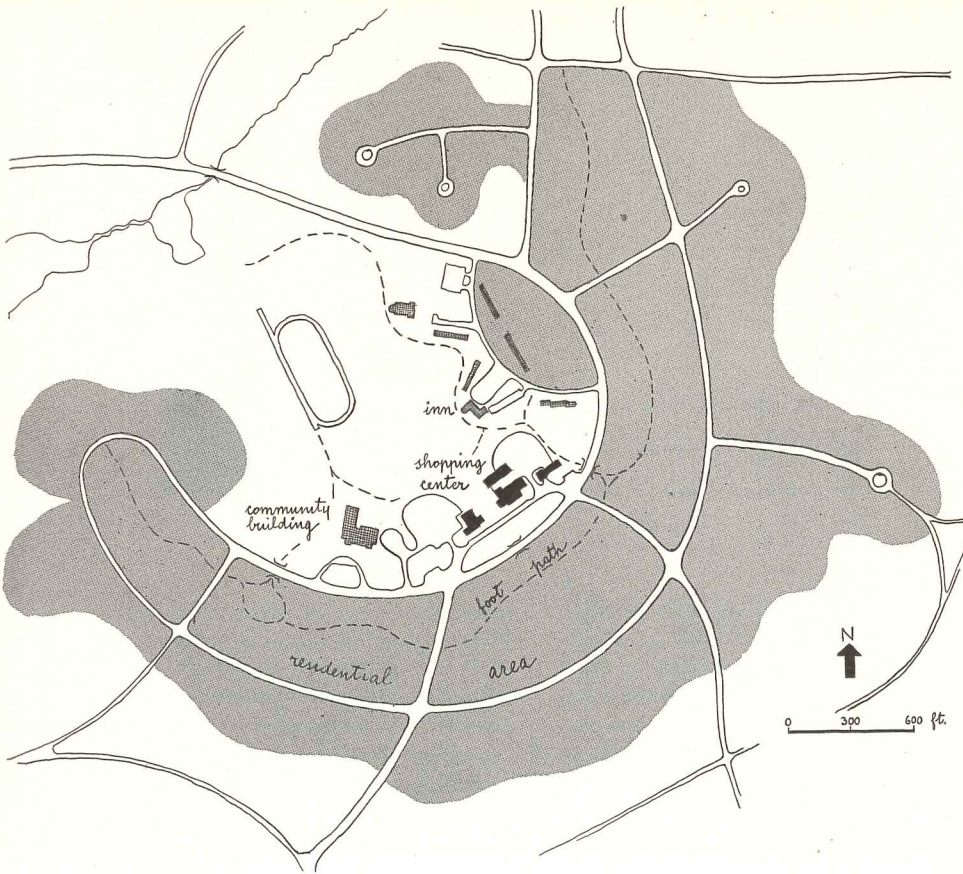
The next step is to make a survey of *existing stores*: type, quality, sales volume, convenience (location, and amenities such as parking).

Next it is necessary to calculate a *radius of attraction*. This will be based on such considerations as driving time, public transportation, walking distance, shopping habits, etc.

From these facts the promoter will be able to judge what form his center should take and where it should be placed. He should be able to judge what type of stores will be most successful there, how many, how large; and what other types of enterprises should be included — a theater perhaps, a restaurant, offices. And the nature of his tenants will give him some idea of the turnover to expect in the parking area, which in turn will govern its size. And if he is wise he will remember also (even if he doesn't admit it) that all these elaborate calculations can be thrown out of balance by some rival promoter starting another center nearby.







**Left:**

Hemmed in on three sides by residential zones, with a community recreation park completing the encirclement, the store group in Greenbelt, Md. (built by the Resettlement Administration, 1936) makes no attempt to attract custom from those outside the community. But it is at the center of a convergent pattern of roads and footpaths (with underpasses) which help to channel the shopping habits of those within the community

**Right:**

A neighborhood center, serving some 2000 families, this modern version of the traditional village green includes a swimming pool, a children's playground, and a community building with restaurant and bowling alleys, in addition to a row of stores. Embedded in the middle of a residential community, a center such as this does not expect to draw passing trade from a main highway. Levittown, Long Island, N. Y., developed by Levitt & Sons

The suitability of any site for a shopping center should be judged under three main heads:

**Accessibility**—by private car, by public transportation (bus, trolley car, subway), on foot from nearby houses.

**Zoning**—of the site itself and of adjacent property.

**Topography**—the shape, size, contours and physical features of the plot.

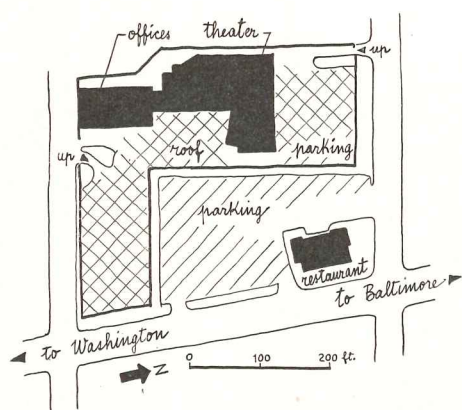
**ACCESSIBILITY**

Shoppers will arrive on foot, by private car, and by public transportation. Except in densely populated areas foot traffic is of small importance in the total traffic which any center can hope to attract. Local conditions, such as distance from residential and business areas, preformed habits, the type of stores included in the shopping center, and the

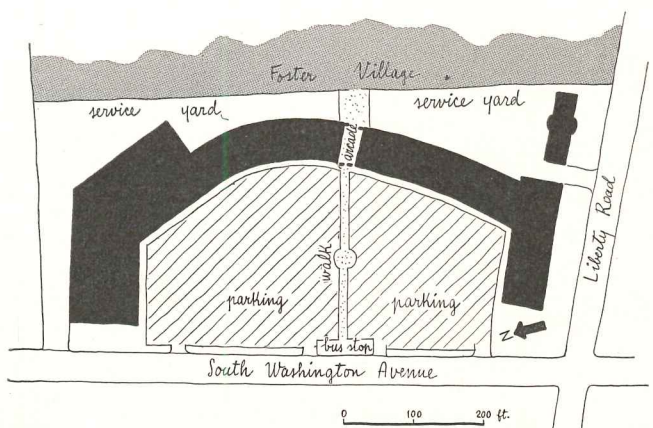
wealth of prospective customers, all influence the manner in which these reach the new group of stores.

In deciding the site itself and the position of stores on that site, the aim should always be to make it as easy as possible for customers to reach these stores, bearing in mind local shopping habits. For example, stores on one side of a major thoroughfare might seem to

Alongside a main highway, this shopping center (not yet completed) at College Park, Md., includes a separate restaurant, right on the road, to pull in long-distance travelers. The plan of this center is typical of the L-shaped type with front parking which has already proved successful in the Washington area. This one has some additional roof parking (see page 118). Architects: Berla & Abel



Funneling pedestrian traffic through a central arcade between a large group of two-story apartments (Foster Village) and a main road bus station, this group of stores at Bergenfield, N. J., with its large area of front parking, should also attract shoppers coming in automobiles from neighboring communities. The curve of the building increases store frontage and encourages window shopping. Architect: Alan Wood Fraser







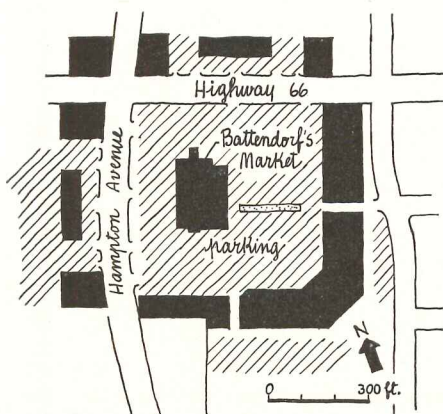
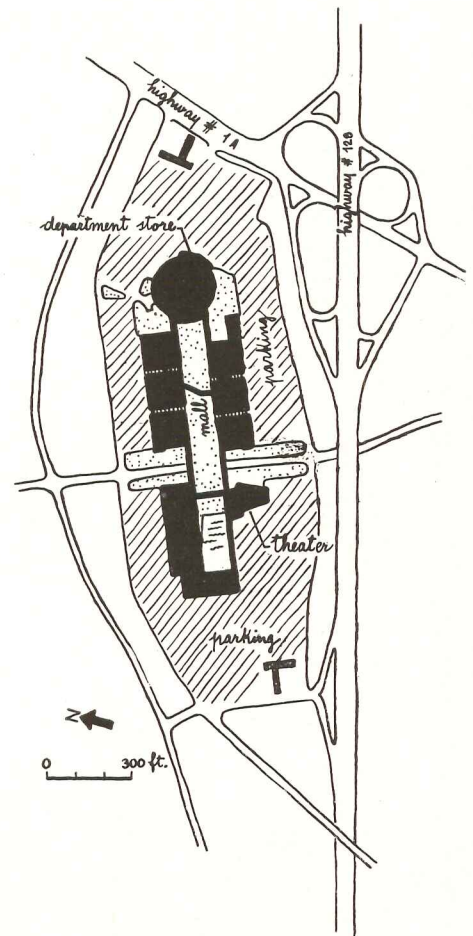
Thomas Airviews Photo

local customers much more easily reached (and therefore more popular) than competing stores almost directly opposite. Location near a commuter railroad station, near a bus stop or a subway station, may become an important factor in the success of a new center. Anything that promotes traffic is popular with a majority of the smaller store owners.

In addition to the local shoppers there are the long-distance automobile travelers who want to stop for a meal, or to fill up at a gas station. They may also be induced to do some impulse buying at an adjacent group of stores. Traffic counts can give some inkling of what such trade could amount to, but other factors, such as the side of the highway on which the stores are placed, and their

Right:

Turning its back to the highways by which its customers will arrive, this proposed center at Beverly, Mass., in the Boston suburban belt, is encircled by parking space (for 3000 cars), with the store fronts facing on an interior pedestrian mall. At the clover-leaf intersection of Highways 1A and 128, the center would be within 15 minutes driving distance of almost any point in the densely populated Boston suburban area, reaching out as far as Gloucester, Ipswich, Marblehead and Wakefield



Left:

Enclosing the intersection of Hampton Boulevard and Highway 66 within its store-lined courtyard, Hampton Village shopping center is the result of 20 years work in site assembly and development by realtor Harry Brinkop. In the growing suburban area southwest of St. Louis, Mo., it is only 6 minutes drive, or less, from five other major highways. There is parking space for 2500 cars. The convenience and pulling power of the center already has been demonstrated by Battendorf's Hampton Village Market, housed in the central island building. Last year this supermarket grossed more than \$3½ million. Architect: Preston J. Bradshaw





Ben Kocivar Photo

Rehabilitation of an existing town center, though common in the bulky reports of planning experts, is usually forced into existence only at the impellent urge of some emergency or disaster. In Mount Kisco, N. Y., it was the need of eliminating two grade crossings which caused the New York Central Railroad to move their tracks (and the railroad station) about 200 ft. northwest. This in turn meant the demolition of many of the town's principal store buildings. Several of the merchants about to be displaced picked upon the area southeast of the present station as most desirable for expansion of the business center; and a series of three-way conferences between the staff of the Northern Westchester Joint Planning Program,



relative distance from competing stores, will probably be far more important; more important even than the attractive appearance of the stores themselves as seen from the highway.

### ZONING

A new shopping center must be fitted into the community zoning pattern. The traditional pattern of shallow business

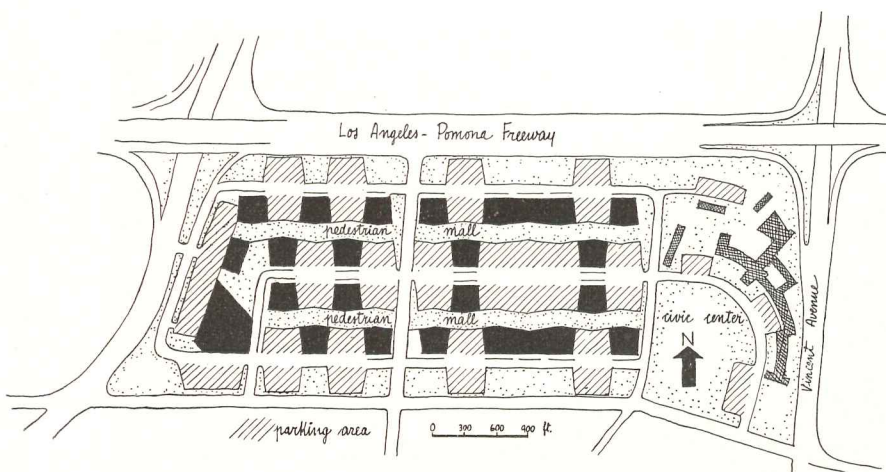
zones which run the length of major highways is being abandoned by forward-looking zoning ordinances. Such zoning encourage ribbon development (now generally frowned upon), and gives insufficient depth for off-street parking. Moreover it has been found that too large an area has usually been allotted to the business zone, when compared with an estimate of the num-

ber of stores which the surrounding community could be expected to need and be capable of supporting.

The tendency, therefore, in amending zoning controls is to confine the business areas to a limited number of strategic spots, with special regulation of off-street parking, advertising signs, etc. The aim always should be to make zoning controls flexible enough to allow

Designed for gradual expansion, this grouping of stores and community buildings for the town of West Covina, Calif., envisages a possible growth of population in the next 50 years from 2500 to a maximum of 55,000. It is hoped that it may be possible, through zoning regulations agreed upon by the property owners, to guide shopping center development into the plan shown here, with alternating pedestrian malls and vehicular service roads, and large parking areas between the store blocks. At present the area shown is still farmland. Architect: Robert E. Alexander

High land values in downtown shopping districts will often make multi-deck parking garages economically justifiable. The open-sided decks here are connected by ramps within the building perimeter. This garage is across the street from the department store which it serves. Connection between store and garage is underground by passages for pedestrians and conveyor belts for freight and packages. Customers returning to their car can pick up all their purchases at one time. Foley's, Houston, Tex. Architect: Kenneth Franzheim. Raymond Loewy Associates, Retail Planners & Designers



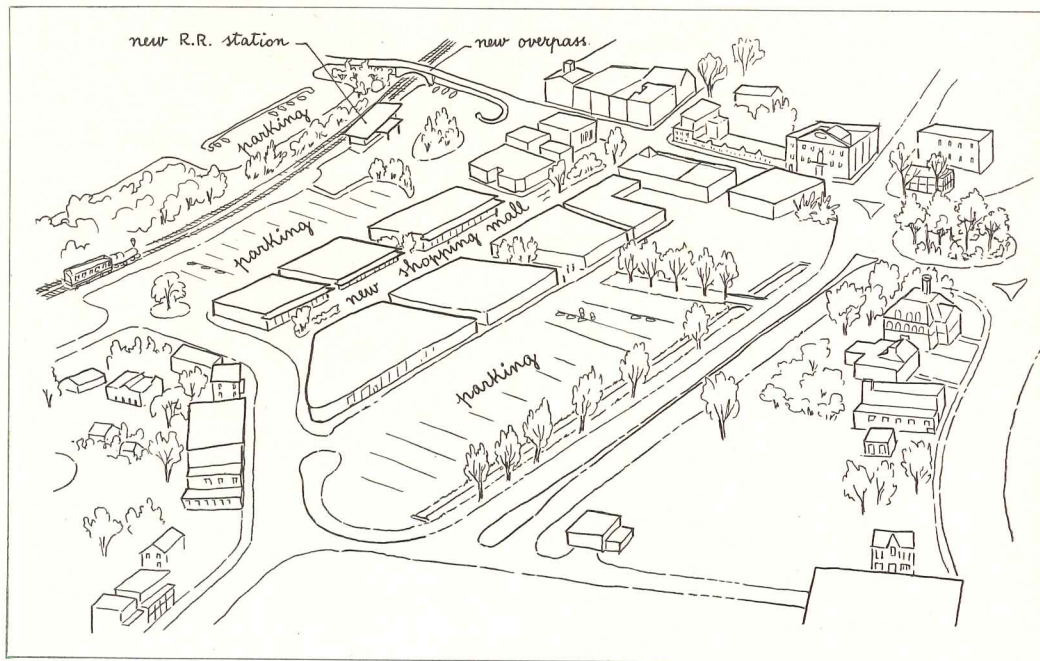
Paul Peters Photo





(Henry Fagin, director) the Mount Kisco Planning Board and the store owners, has brought forth the scheme of development pictured at right.

The main feature of the plan is a new shopping center on South Moger Ave. with the street itself converted into a landscaped pedestrian mall and extensive parking areas provided at the rear of the stores. Existing conditions are shown on the opposite page. A somewhat similar scheme was proposed some years ago to rehabilitate the shopping center of Rye, N. Y. Mount Kisco is depending upon agreement among the property owners concerned (fortunately few), with public support and realistic zoning rules, to guide future development according to the agreed plan



for changing needs. However, the establishment of a new, major shopping center, with some 30 or 40 different stores and a theater, will almost always require extensive amendment of the local zoning ordinances.

### TOPOGRAPHY

The shape and the size of the site always interpose themselves as modifying

factors between the developer's program and the completed shopping center.

Is the site big enough to accommodate the number of stores (and the necessary amount of parking space for so many stores) upon which the developer's program is based? If not, is the land valuable enough to justify a multi-level plan, with roof parking, service tunnel, or the like?

Does the shape of the lot allow it to be developed economically? If it is not flat, can its contours be economically developed? How are the soil conditions, particularly for bearing and drainage?

Most of such questions can be answered only after quite extensive preliminary investigation, but it is never too late to abandon a site which cannot meet all foreseeable needs.

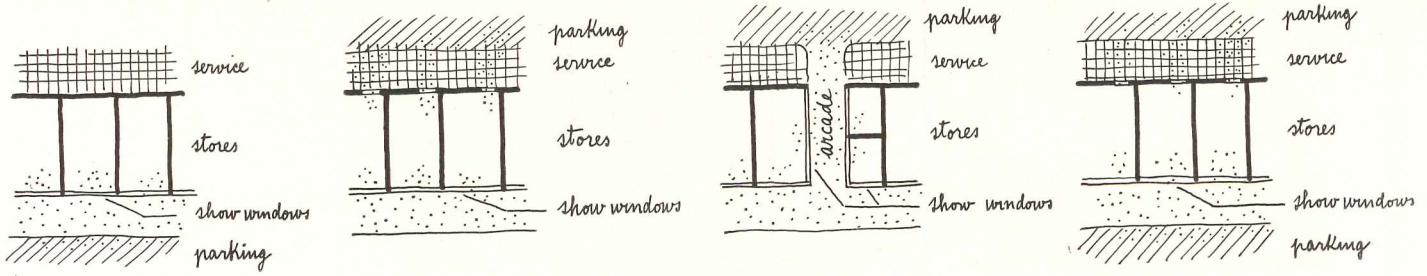
An irregular, sloping site will allow a two-level store with both levels directly accessible from a parking lot. The penthouse story is used for offices, storage, employees' dining room. This extended, rambling type of store (which suburban land values will justify) is typical of the country club atmos-

phere which New York's Lord & Taylor has so successfully expressed in its branch stores. This one is at Eastchester, N. Y., near the plushy, high-income, commuter suburbs section of Westchester County. Architects: Starrett & Van Vleck. Raymond Loewy Associates, Designers

Gottscho-Schleisner Photo







FRONT PARKING

REAR PARKING

REAR PARKING WITH ARCADES

SPLIT PARKING

## PARKING AREAS & CIRCULATION

### Front Parking

Customers at front, service at rear; completely separates the two circulations. The front show windows of the stores are set far back from the road and hidden behind parked cars.

### Rear Parking

When customers are allowed to use the rear entrance there is necessarily some confusion between customer and service circulation. Many customers visiting a single store, entering and leaving at the rear, may never see the other store show windows.

### Rear Parking with Arcades

The customer must make some detour in order to reach the store front entrance (rear entrances are supposedly reserved for service). By funneling this traffic, the arcades become very valuable display space. This sort of layout is most suitable for leisurely shopping (e.g., women's fashion goods) and is often used in combination with interior pedestrian malls.

### Split Parking

The area in front of the stores is useful for quick in-and-out shopping (e.g., drug store, service stores), that at the rear for longer visits and overflow space. In this scheme the customers are sometimes allowed to use the rear store entrances, sometimes they are forced to detour through arcades between the stores to reach the front entrance.

## SITE PLANNING

The most important influence on the site plan of shopping centers is circulation — of pedestrian shoppers, of their cars (parking), and of freight service for the stores.

The most practical solution, in our age of open planning and romantic merging of space, still remains the old-fashioned one of customers entrance and display windows on one side (the front), the service entrance and loading docks on the opposite side (the rear). An uneven site (usually rejected by store developers) may result in a special multi-level arrangement; but these are rare. Though the small stores in any center continue to have the traditional front

and rear, the fronts may not face the highway. They may be turned around to face on a quiet interior court, landscaped and free of auto traffic. The service entrances will then front the highway.

As there is generally more space allotted to parking than to buildings, the parking area becomes the dominating feature of a shopping center site plan. It is an intermediate stage between the high-speed highway circulation and the pedestrian circulation within the stores. It may be placed in front of the stores — even though this front may not face the highway; this will be referred to here as *front parking*. Or it may be at the rear of the stores — even though such

parking areas may adjoin the highway; this will be referred to as *rear parking*. The common compromise plan, with some front and some rear parking, will be known as *split parking*.

**Front Parking** is especially suitable for the fast "in-and-out" shopper. Many drugstore chains consider it almost as essential as a corner site.

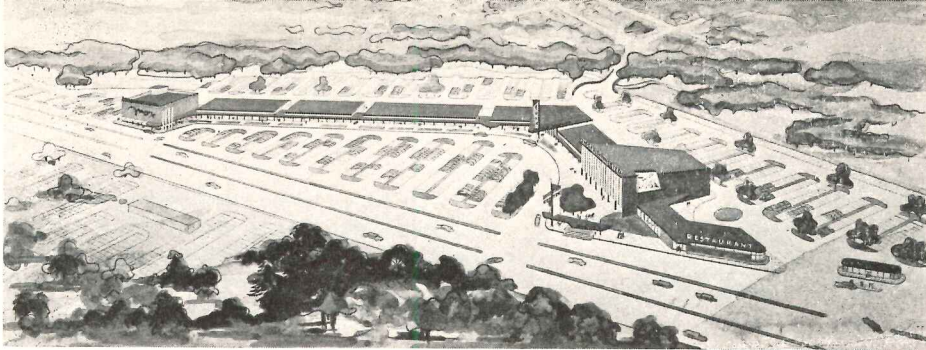
It gives no flexibility between low and peak shopping hours. If it is planned to handle peak loads (according to the Urban Land Institute peak periods represent 15 to 20 per cent of the total number of store hours each week) it must be so large that the store fronts are set too far back from the street for normal convenience and display. The

Aerial Photo Service



*Front parking* extended by bending the line of stores and parking back into a deep and somewhat narrow courtyard at right angles to the main highway. For passing traffic a gas station is provided right on the highway, but otherwise the main road frontage is used for access rather than display. The rear (service) entrances of the stores which front the road at the left are hidden behind a high wall and a band of evergreen planting. The center is protected on three sides by residential development and a school. On the fourth side, across the highway, is golf course property. This Highland Park shopping center at Dallas, Tex., has proved so successful since Hugh Prather started it in 1931, that its plan (Fooshee & Cheek, architects) has been widely studied and followed, notably in the much publicized Bellevue Center, near Seattle, Wash. (opened in 1947)





Above:

*Split parking* is successfully used in this projected center on Route 4 near Hackensack, N. J. A restaurant and gas station are set directly on the highway; the other stores curve back to allow more frontage and sufficient front parking for normal business. The over-

flow parking area behind is connected with the store fronts by several pedestrian arcades which pierce the store block. Notice that the island walkways in the parking lot are at right angles to the line of store fronts, so that they lead the shopper directly to the stores. Architects: Kelly & Gruzen

passer-by on the highway is separated from the store fronts by a concealing mass of parked cars, or by a bleak expanse of empty pavement.

**Split Parking** overcomes these objections by providing a limited amount of front parking, an additional parking area for peak loads at rear or side.

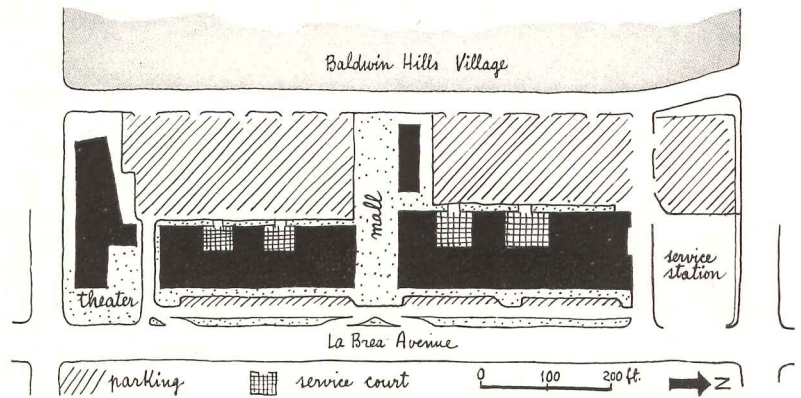
**Rear Parking** must be divided into two categories, according to the route which the shopper takes in walking from parking space to stores and back again.

When shoppers enter through the rear of the store there is confusion between customer circulation and service circulation. The customer enters the store through a back door which is usually cluttered with supplies and empty crates. Window shopping is not encouraged, for many of the customers may never see the store front display, as they walk directly in and out of the rear entrance of a single store. Two exits complicate the layout and supervision of any store, especially self-service stores with check-out stations.

To overcome such objections a second category of rear parking plans keeps the rear entrances reserved for service; customers must walk through arcades cut between the stores and thus reach the front entrance. Such intensive funneling of traffic through these arcades makes them very valuable for the display and sale of impulse goods. Customers, however, tend to resent the detours to which they are subjected, and there is usually much undercover use of rear service entrances for greater convenience in going to and from parked cars.

Below:

*Rear parking* (with a single line of front parking for the quick in-and-out shopper) is shown in this plan of the shopping center now building at Baldwin Hills Village, Los Angeles, Calif. The site is a strip 318 ft. deep between a main through highway (La Brea Avenue) and the residential area. The major stores are 125 ft. deep and have a rear entrance for customers from the parking lot. The minor stores, only 65 ft. deep, are sandwiched between, thus allowing for a series of screened service courts to serve both major and minor stores. The pedestrian way which bisects the center will later be extended by an overpass to connect with a projected additional shopping center on the other side of La Brea Avenue. Architect: Robert E. Alexander



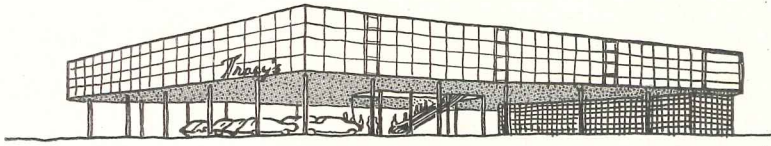
Below:

*The rear entrance.* Who's it for? Customers? Or freight and garbage? In most centers it is supposed to serve both purposes. Result: it serves neither as well as it could.

This is the customer. She can keep a store in business or put it into the bankruptcy court. Isn't it worth a little thought to avoid such shabby inconveniences?

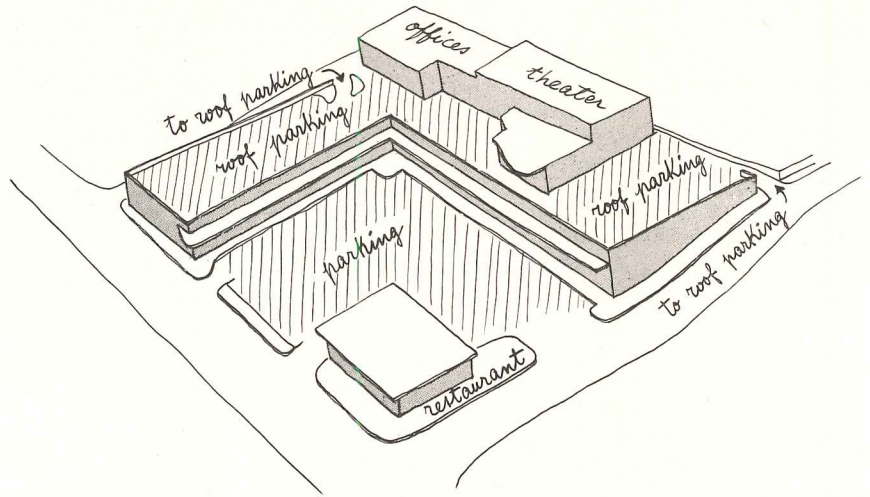






Above:  
Ground floor parking, with the whole building raised on stilts, enables the customer to go to and from her car under cover. Escalators could give quick and easy access to the stores above, and gravity chutes could be used to bring packages from the stores to pick-up points. Architects: Ketchum, Giná & Sharp

On a sloping site roof parking may become economically justified, particularly when it is possible to find a corner plot or a whole block with public street connection of upper and lower levels. The result in a case such as this (based on a design by Berla & Abel, architects, for College Park Shopping Center, Inc.) is that very little of the valuable site is wasted on ramps. On a flat site the ramps will be much longer and more wasteful of space (cf. page 130). In most cases, as here, the roof is supplemented by ground parking areas



Rear parking with arcades is especially suitable in site plans with a central landscaped mall. Such centers will usually be designed for more leisurely shopping (e.g., for fashion goods), as opposed to the quick, convenience shopping which is best served by front parking.

### MULTI-LEVEL CIRCULATION

To overcome the rigid limitations of front (for customers and display) and rear (for service), customers and service

may circulate on different levels. This may be of great help to the conscientious designer, but the decision must always be based finally on the answer to that standard question: Is it worth what it costs?

A service tunnel will segregate service and freight traffic, leaving all above ground free for customer circulation and private automobile parking. A tunnel is usually ruled out by its considerable extra cost, but may be justifiable where it is important to keep both

front and rear of a store free for customers (see page 127).

Roof parking has always had a strong appeal to the modern designer for its three-dimensional circulation, and for its "functionalism" in putting to use an area which might otherwise appear wasted. Actually the economic facts of roof parking, and its effects upon circulation, have limited its use to a few special cases.

The necessary ramps leading from street level to roof are expensive to build

### PARKING

These diagrams are based (with permission of the American Automobile Association) on the AAA *Parking Manual*, but with dimensions slightly increased to satisfy the special conditions found in shopping centers. A stall size of 20 ft. x 9 ft. has been chosen as roomy enough for boarding the car with large bundles.

292 sq. ft. per car      149 cars per acre

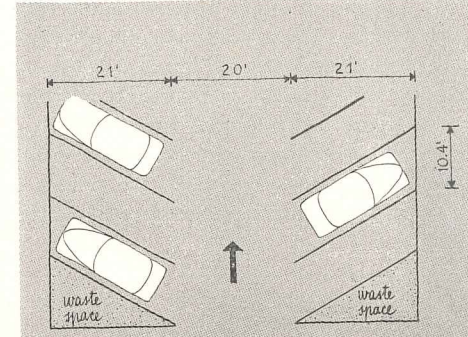
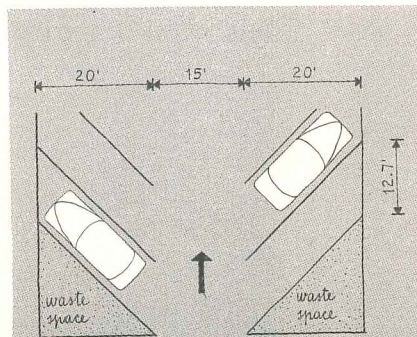
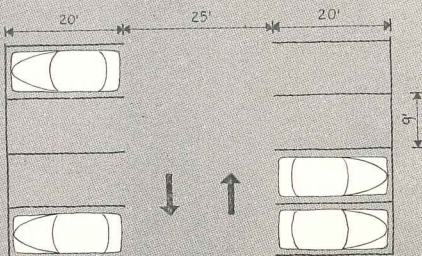
90 degree parking is the least wasteful of space. It is recommended where land is expensive and the rate of turnover does not justify angle parking. It is used in almost all attendant garages. The large aisle required for the 90 degree turn permits two-way circulation

350 sq. ft. per car      124 cars per acre


45 degree parking is not as economical in its use of space as the 90 degree pattern; but it is much easier to get in and out of the stalls

322 sq. ft. per car      135 cars per acre

60 degree parking saves about 10 sq. ft. per car over the 45 degree arrangement, but needs more overall width because of the wider aisle. It is often used on plots too narrow for 90 degree parking, or where turnover is high and convenience in entering and leaving is important







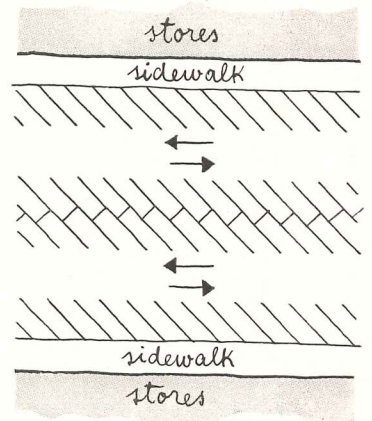
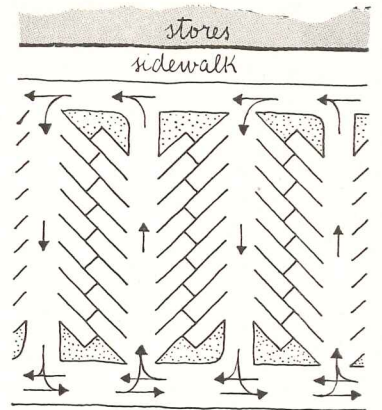
Above:  
 Roof parking alone serves this Sears Roebuck store in Winston-Salem, N. C. The building itself fills the whole block depth between Fourth Street (in foreground) and Fourth & One Half Street. The latter is at roof level. The two streets are connected by a public road at one end, a ramp up the side of the building at the other. Shoppers' entrances to the store from street level and from the roof parking area are paired in a series of three stair towers. Architects: Shutze & Armistead

and waste valuable space which might be put to more productive use. A sloping site, which makes such ramps unnecessary, may provide economic justification for some roof parking, but supplementary ground parking usually will be essential.

The vertical circulation encouraged by roof parking is of greater advantage to a single large store (particularly a department store) than to a shopping center which consists mainly of smaller stores. The latter depends upon its

CIRCULATION OF MOTORISTS ON FOOT

Right:  
 Most natural pattern for an easy flow of shoppers from cars to stores and back again is to have the parking lot aisles at right angles to the store fronts. Pedestrians can use the roadway or walkstrips set between the rows of parked cars. To be of any use such walkstrips must be wide enough to allow for bumper overhang on each side and still leave space for two people carrying bundles to walk abreast.  
 For shallow curb parking, aisles parallel to the store fronts are far more economical of space. This is equally true, of course, when this type of shallow front parking is carried into a deep court off the road (see page 116). It does make it more difficult for the shoppers to go from car to store and back again, worming between cars, if they cannot find space in the single row alongside the curb



310 sq. ft. per car      140 cars per acre

Herringbone parking—here shown at 45 degrees without reducing size of stalls or aisles, saves the wasted triangle of space at the front of each parked car which occurs in all other angle parking layouts

Parallel line flow where all cars are parked in the same direction (left). The driver entering a fully occupied aisle must make a wide detour around the whole parking area before coming back to the same end to try the next row. (see page 121, for controlled version)

Back and forth flow, with one-way traffic, up one aisle and down the next (below). This makes the finding of an empty stall a much less lengthy business, for the driver goes up one aisle and, if he finds no empty space, simply turns around the end and goes down the neighboring aisle

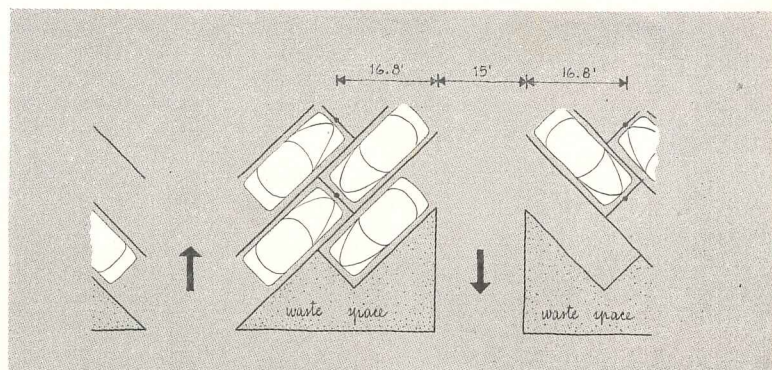
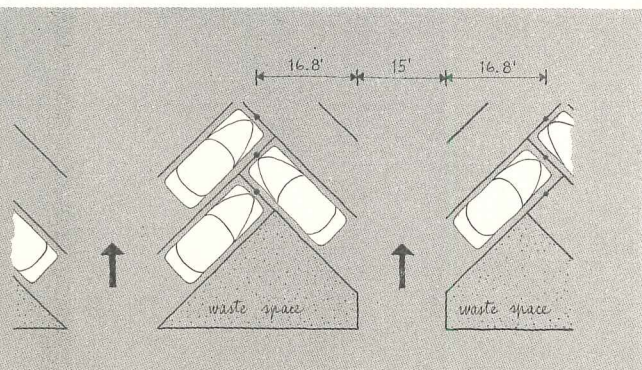






Photo Courtesy of Sears Roebuck and Co.



Bob Bailey Photo

Sears' Roebuck & Co. have been among the outstanding pioneers in the provision of off-street parking for their retail store customers. They have tried roof parking (see page 119) and ground parking and various combinations of the two. Here, in their new store at Houston, Texas, they have given a new and convincing efficiency to the management of ground parking by making sure that the large parking space is used to its utmost capacity

A controller, from the windows of a room high up in one corner of the tower, overlooks the whole area. The parking aisles are all one-way with 60 degree stalls. At the store end of each aisle, along the service road by which all cars enter the lot, is a traffic light managed by the controller in the tower. In normal operation, as long as there is a single empty stall in an aisle the traffic light at its end will show a green arrow. When the aisle is full the con-



1



2

*Motorists as pedestrians.* There is some dangerous confusion when pedestrians and motorists share the same aisles in the parking lot, particularly if there is two-way traffic (2). Raised walkway strips between the cars (1), if they are to be used, must lead in the right direction, toward the store front and not parallel to it, and be sufficiently wide to leave walking space for two abreast in spite of bumper overhang. This means at least 7 ft. wide, and better 10 ft. Where the parking aisles run parallel to the store front there may be a clearly marked passage for pedestrians, through the lines of cars and across the open aisles (3).

*The Missing Link* is between the cash-and-carry supermarket and the automobile which the shopper is using as delivery van. The supermarket may provide attentive, white-aproned squires to carry the heavy, bulky packages (4). Or some type of wheeled carts. Both are unproductive expenses as far as the merchant is concerned. For weather-protected loading he may provide a porte-

cochere, a step away from the main entrance—to avoid congestion—but connected to it by a covered walk (5). Designed by Raymond Loewy Associates. Better still he could set up an underground moving belt to carry the packages to a pick-up station in the parking lot (6). This should give a considerable saving in personnel and, with space allowed for a sufficient "magazine" of waiting cars, should cause no congestion within the parking area. From a project by Raymond Loewy Associates.

The other possibility is "auto-shopping." Based on the same principle as the filling station and the increasingly popular auto-bank, "auto-shopping" aisles (7) permit quick purchases of standard goods and errands at laundry and dry cleaner without leaving the car. Auto-shopping does not eliminate, but simply complements selective shopping done on foot; conventional shops can be seen at the upper level, connected to the parking area by an overpass. Howard T. Fisher & Associates, Inc., Architects and Engineers

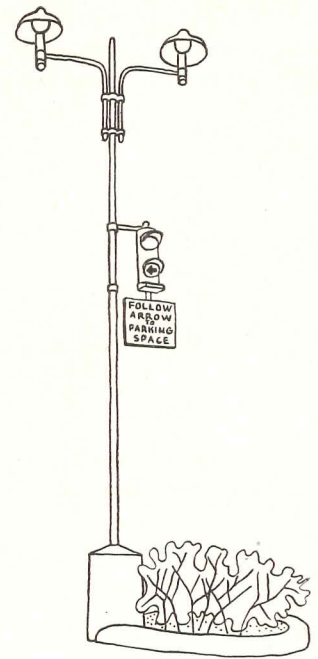
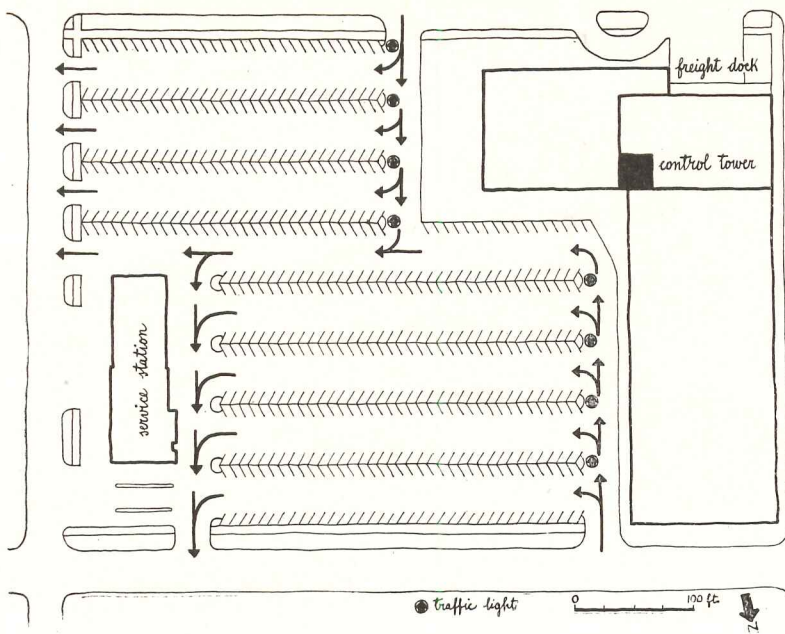
3

4

5 Dean Stone & Hugo Steccati Photo







troller will immediately switch that light to red. Some control system of this type is particularly necessary when the aisles are as long as they are here, making it extremely difficult for the arriving motorist to see from one end if there are any empty stalls.

A further economy in the use of a limited parking space is to empty the one-way aisles directly on to a side road, instead of providing a service road

within the site. Such an arrangement would scarcely be possible without the tower controller.

It is interesting to notice that the freight loading dock, which one would normally expect to find at the rear of the building has been moved to a recess on the street front, where it does not interfere with the customer entrance from the parking lot. Architect: Kenneth Franzheim.

largest store — the supermarket or department store — to entice the traffic, the window-shopping pedestrians, upon which the smaller stores depend for a livelihood (and for which they are paying high rent). If the big store has roof parking, shoppers may not see and visit the smaller surrounding stores at all.

One advantage of roof parking which is often overlooked is the way in which it discourages the pirate parker who uses the shopping center parking space but trades with the competing stores across the street where no parking space is provided. The deterrent here is prob-

ably inconvenience rather than shame.

*Under-store parking*, a favorite of Le Corbusier and many another grand-scale planner, would have the advantage of protecting the shopper from the weather all the way from car to market and back again. Escalators would carry the shoppers up to the stores above. Unlike roof parking no space is wasted on ramps. Some merchants would deplore the lack of ground-level, street-front display space in such a scheme.

*Multi-deck parking garages* may be economically justified on expensive downtown sites. They are usually con-

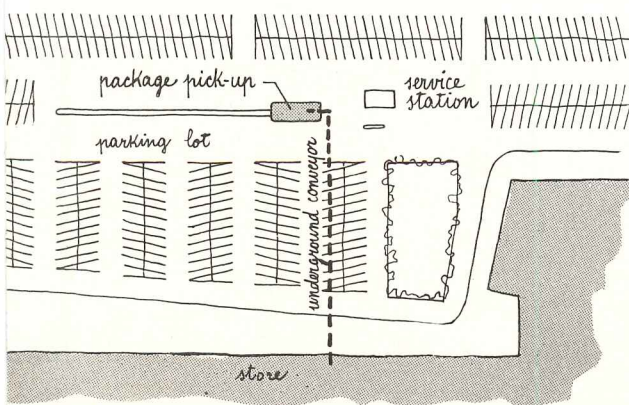
sidered unsuitable for self-parking, though J. C. Nichols in his Country Club Shopping District in Kansas City, has had a three-level one in successful operation for several years. But for self-parking, ramps must be made wider and less steep.

The final compelling fact, though, will probably remain the answer to the old question: Is it worth the cost?


#### PARKING AREA SIZE

How much parking space should be provided? Here is the most important, most widely disputed, and most incon-

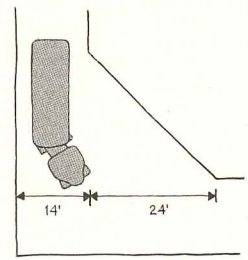
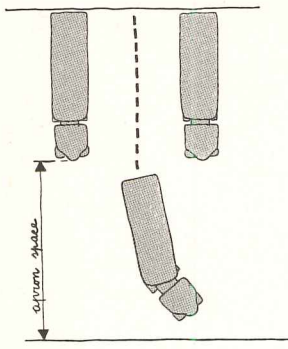
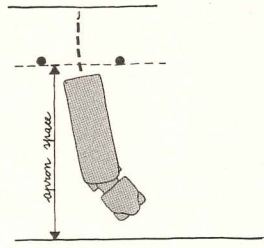
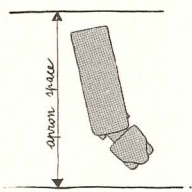
6



7







FREIGHT LOADING DOCKS

The diagrams show the amount of space which should be allowed for maneuvering tractor-trailers in and out of a loading dock. The amount of apron space will depend on the over-all length of the tractor-trailer, and the width of the opening into which it must back. This is shown in the table at right. The apron spaces given are minimum for

backing into a dock in one maneuver. The most common height for loading docks is 44 to 50 ins., though light trucks have a lower bed level. Overhead clearance should be 14 ft., for standard trailers range up to 12 ft. 6 ins. in height. Special loads, such as heavy machinery, may need greater clearance. Maximum width of the standard trans-

port units is 8 ft., so that a minimum clearance of 10 ft. should be allowed. If there is a right angle turn in a narrow driveway extra space must be allowed on the inside of the turn (as illustrated in the sketch directly above) for the cut-in of the trailer wheels. (All figures supplied by Fruehauf Trailer Co.)

clusively answered question of them all.

The safest guides are presumably past experience combined with knowledge of local conditions (type of stores, local shopping habits, available public transportation). Indications are, however, that the more parking space provided, the more people decide to shop by car, and so the more parking space is needed.

The Urban Land Institute recommends a 2:1 ratio between parking area and floor area of stores. This is for "average conditions." In centers which rely almost exclusively on automobile shoppers (particularly in the West) a

ratio of 3:1 is now becoming common.

An important consideration here is the type of shopping which is expected at the center, whether leisurely selection such as we expect with women's fashions, or quick in-and-out transactions at drug stores, banks, service shops.

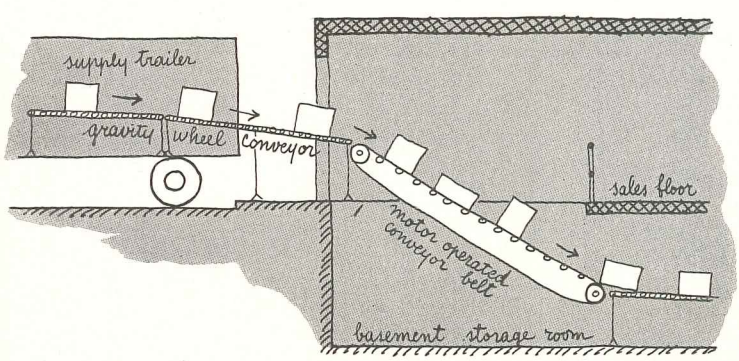
J. C. Nichols, in his Country Club Plaza, at Kansas City, counts on a turnover of 5 to 8 cars per day in each parking space. The designers of the North Shore Center, near Boston, are assuming a daily turnover of 3.5.

Waverly Taylor, a shopping center developer in Washington, D. C., came to the conclusion that a ratio of 2:1 was

a necessary minimum, even where 60 per cent of the customers arrived on foot.

A more complex method of calculating the parking area required is to base it upon the expected annual gross sales of the stores. Assuming an average daily sales volume, an average dollar volume per sale, an average number of sales per customer, an average number of customers per car, an average daily turnover in the parking area, it is possible to find the number of parking stalls required in an average day. Multiplied by an assumed peak factor, this will give the number of stalls required to

Transfer of freight from truck to store shelves has too often been as makeshift as the customer's transfer of bulky packages from store to automobile. Gradually some more efficient systems are emerging. The use of sectional gravity roller conveyors is increasing, not only for transferring the goods from truck to store but also for moving goods within the store. By combining this with a motor-operated conveyor belt between floors, as shown below, the basement becomes accessible storage area. (First National Stores.)



Another system (illustrated below) designed to cut handling costs uses large standard bins holding about 60 cases of merchandise. Ten of these bins form a truck load. They are loaded and unloaded with a fork lift truck, then wheeled about the store on hydraulic lifts. (Designed by Raymond Loewy Associates, for Lucky Market.) This, like many other busy supermarkets, depends upon night work by stock clerks to have the shelves filled, ready for next morning's customers

Dean Stone — Hugo Steccati Photo





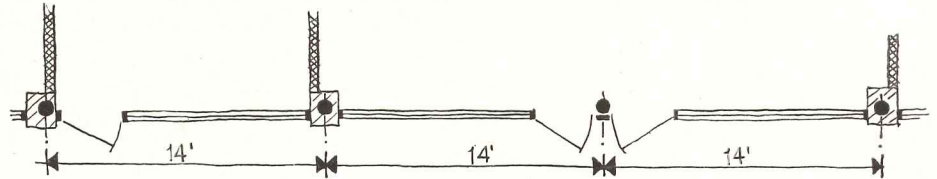
"Apron" Space Required by Tractor-Trailer for One Maneuver into or out of Position (Measured from Outermost Vehicle or Other Obstruction)

| Over-all Length of Tractor-Trailer | Width of Opening | Apron Space Required |
|------------------------------------|------------------|----------------------|
| 35'                                | 10'              | 46'                  |
|                                    | 12'              | 43'                  |
|                                    | 14'              | 39'                  |
| 40'                                | 10'              | 48'                  |
|                                    | 12'              | 44'                  |
|                                    | 14'              | 42'                  |
| 45'                                | 10'              | 57'                  |
|                                    | 12'              | 49'                  |
|                                    | 14'              | 48'                  |



Right:

Flexibility in store widths can be neatly obtained even with a uniform span (here it is 14 ft.). The lally columns with stone casing form solid dividing posts; the one left bare in the two-bay store is quite inconspicuous behind the center entrance. Ridgeway Shopping Center, Stamford, Conn. Designer: Alfons Bach



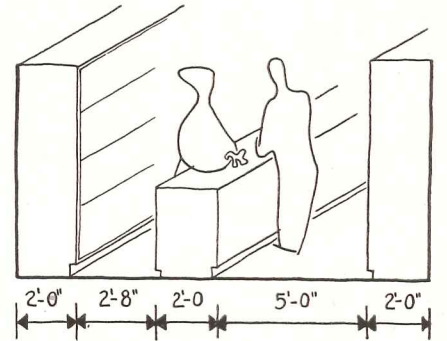
satisfy demand "on the last shopping day before Christmas." The beginner might well be frightened by this volume of assumptions and run back to depend on other operators' experience.

### STORE BUILDINGS

Even more than most building types, the shopping center is still in the stage of groping and experiment. As experience grows, preferences change. The few generalizations gathered here reflect the opinions of many developers old and new. Such experience must, of course, be tempered by the local conditions of each job.

Right:

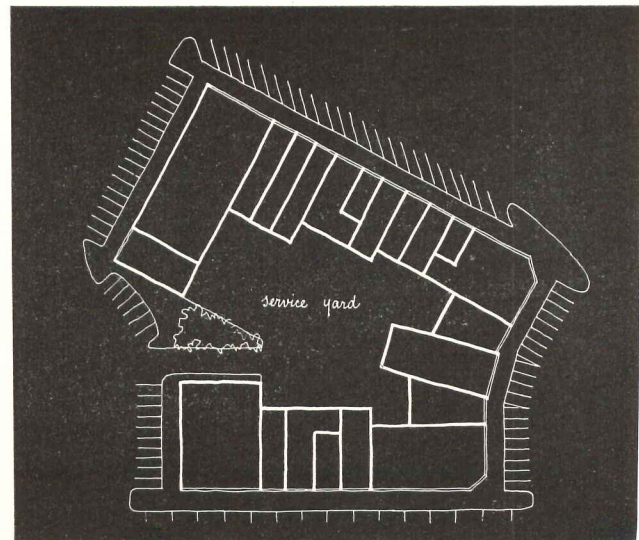
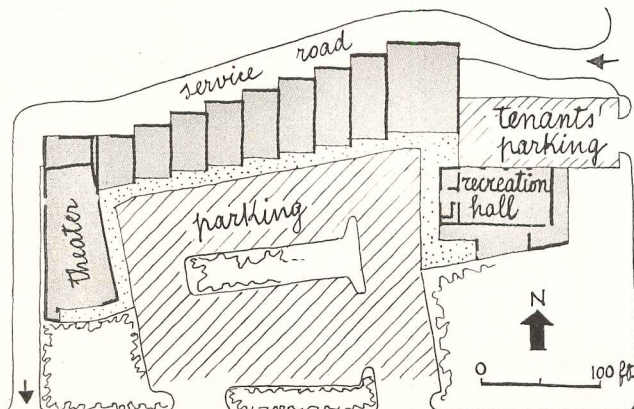
People and fixtures are the units which determine the most usable store widths. A typical section of average people and average fixtures will give a minimum usable width of about 12 ft. or 14 ft. with a display case at the side of the aisle. Of course, double racks for garment storage will be 3 ft. 6 in. wide, rather than the 2 ft. common in most other storage fixtures; but then there won't be need for a counter case. Naturally, all these dimensions (except the customer aisle width) mean nothing if the store is divided into two sections crossways by a counter parallel to the store front. This latter arrangement is often found in service stores



A staggered line of stores gives each store a rear dock at which a truck can load or unload without blocking the one-way service road. It also allows for a wide and useful variety in store depths, ranging from 84 ft. down to 48 ft. A separate parking area for tenants ensures that their all-day parking will not sterilize any part of the customers' front parking space. Aero Acres, war-time development for Glenn L. Martin Co., at Middle River, Md. Consulting architects: Skidmore, Owings & Merrill

Below:

A variety of store depths is commonly achieved by projecting each store building as far as the tenant requires into an irregular service court with employee parking. To increase the size of any store it may either be extended further into the rear court or take over some space from one or both of its neighbors. There is only a single entrance from the street to this rear service court, so that it is effectively shielded from the view of shoppers. This sort of arrangement, a favorite of that vastly experienced Kansas City realtor, J. C. Nichols, is particularly suitable for downtown sites with a single row of front parking










Basement stairs (above) need to be wide, shallow, inviting, if they are to seem worth climbing. Customers are always more willing to walk downstairs than to walk up, and for this reason basement space is often considered more valuable to a store than second floor space. This lower level at Lord & Taylor's suburban branch store at Eastchester, N. Y., opens out on one side at ground level to a parking area (see page 115). Architects: Starrett & Van Vleck. Raymond Loewy Associates, Designers

By a juggling of levels (below) what would otherwise be a basement becomes an attractive ground floor space fronting on a landscaped pedestrian mall; and the space above, which might seem an inaccessible second story, is practically at ground level as the shopper approaches from the parking area. The result is two equally attractive and accessible floors of selling space. To make the difference in level appear even less important, communication between the two floors is by ramps instead of stairs.



Canopies are gradually becoming one of the shopping center's standard amenities, a typical necessity in a one-story building group with outside circulation. This permanent canopy (1) sensibly includes built-in-sidewalk lighting. (Ridgeway, Stamford, Conn.; Alfons Bach Associates, Designers.) The light impermanence of brightly colored canvas on a pipe frame (2) gives a garden party mood to this suburban department store catering to women with a sense of fashion. (Lord & Taylor, Manhasset, N. Y.; Starrett & Van Vleck, Architects, Raymond Loewy Associates, Designers.) With calculated precision these blades (3) combine sun shading and ventilation, in a region where sun is more impelling than rain. (Bullocks, Pasadena, Calif.; Wurdeman & Becket, Architects.)

Signs within a shopping center may often be confined to certain uniform positions; to catch the attention of passing motorists signs must be high—this one (4) is 65 ft.— and set at right angles to the traffic flow. A row of large, brightly-lighted windows is further bait. (Lucky Market, San Leandro, Calif.; Raymond Loewy Associates, Designers.) Such restriction as this (5), with uniform signs, uniform lettering, can rarely be imposed by anybody less powerful than a U. S. government agency. (Linda Vista, Calif.; National Housing Administration.) But signs may be confined, e.g., within a band of corrugated transite (6), lit by a battery of torpedo lights, which throw light also on the sidewalk. (Oakland Gardens, Long Island, N. Y.; B. Braunstein, Architect)





keeping spans as wide as economically justified. Span widths must also be related to common store widths, which are based in turn upon more or less standard fixture dimensions. A side wall cabinet, plus a serving aisle, plus a counter cabinet, plus a customer aisle, gives a total store width of about 12 ft. This is consequently a common unit width. However, more and more stores are now favoring less conventional layouts. These fall outside the computations based on what was formerly standard fixture layout — another argument for extreme flexibility.

In any case it would usually be reasonable to have fixed equipment such as plumbing stacks and heating mains repeat every 24 ft., so that they will be available to serve a series of 12 ft. units. Further variation in width can be gained by some offsetting of partitions, without losing advantage of the original modular layout.

*Ceiling height* is always related to width and depth, the bigger the higher. Modern lighting and air conditioning make ceilings of more than 12 ft. unnecessary in even the largest store unit. In small shops 9 ft. should be sufficient. Of course these heights do not include the space which must be allowed for ductwork above the finished ceiling.

With a mezzanine floor, a minimum ceiling height of 16 ft. is necessary. To provide equivalent space in a basement is usually much cheaper. When basements are to be used by customers, whether as part of the store's selling

area, or merely for services such as toilet rooms, the clear ceiling height should not be less than 9 ft. after allowance for air conditioning ducts, which here become essential equipment.

*Basements and upper stories.* Are they worth their cost? In the case of basements, an almost unanimous yes. The cost of basement space is normally low, especially in those parts of the country where footings have to be carried three or four feet below grade. If basement space is to be used for selling, it can be made much more inviting (and so more profitable) by a wide stair well in a prominent position with a flight of wide, shallow stairs.

Second story offices for doctors, dentists and professional men are found in many centers, but there seems to be some doubt about whether they really pay their keep. However, they certainly make the public think of the shopping center as a place where one goes for *everything*, and they may well bring some new customers to the stores. On an uneven site there are considerable possibilities for making a direct entrance from the road to the second story, which immediately increases its possible usefulness. Even on a comparatively flat site it may pay to adjust the levels so that each of the two floors opens on ground level at one side.

*Equipment.* The practice in most centers is to give each tenant his own heating (and often cooling) plant, on which he pays fuel and maintenance costs. Most shopping center owners claim

that shopkeepers would be wasteful of heat were it to be supplied from a single plant serving the whole group of stores.

However, to make sure that the tenants are not stingy in the use of their equipment (particularly their cooling), in some leases it is specified that this equipment *must* be put into operation once the temperature reaches a certain level.

In the same way the tenants are usually compelled to keep their show windows lit till a specified hour in the evening, and to stay open late one or two nights a week.

8



7




Flowers and children mean trouble and expense for the shopping center promoter; but attention to their needs will pay highly in goodwill. A children's playground or nursery is one of the most popular amenities which a shopping center can provide, particularly in a neighborhood center where most of the customers walk to the stores (8). Nurseries are often proposed, few actually exist. (Levittown, Long Island, N. Y.; Alfred J. Levitt & Sons, developers.) Benches beneath a spreading oak (7) offer rest and shade to tired mothers and fretful children. (Fresh Meadows, Long Island, N. Y.; Voorhees, Walker, Foley & Smith, Architects)

Dean Stone-Hugo Steccati Photo

4

5

6





MAY CO  
DEPARTMENT STORE

BROADWAY - CRENSHAW  
DEPARTMENT STORE

CRENSHAW BOULEVARD

STORES

MARLTON AVENUE

SANTA BARBARA AVENUE

PUMPED  
EXHAUST  
SERVICE TUNNEL

DAMPED  
ENTRANCE TO  
SERVICE TUNNEL


CRENSHAW BOULEVARD

STOCKER STREET



STORES

PACIFIC TEL. & TEL.


ANGELES VISTA BOULEVARD



SANTA BARBARA AVENUE







Kenneth S. Brown Photo

A change of level gives the Bon Marché two "ground floors," accessible at ground level on the mall side, the other on the parking side.

## SERVICE TRAFFIC CONFINED TO UNDERGROUND TUNNELS

### LEFT

THE BROADWAY department store, developers of Broadway-Genshaw shopping center in Los Angeles, realized that the majority of their customers would be arriving by automobile and approach the stores from the 10-acre parking lot in the rear. They also expected pedestrians to enter from the street front, a fast-growing shopping avenue. Each store therefore has two fronts, one on the street, the other on the parking lot. All service traffic is relegated to a tunnel, 20 ft. wide and almost 1/2 mile long, with loading docks in the basement. The added cost was justified by the improved appearance and display value of the rear front, which becomes, like the street front, a windowshopper's walk sheltered by a wide overhang. Stores are 150 ft. deep. The four-story Broadway department store façade is clear of openings above the street level and

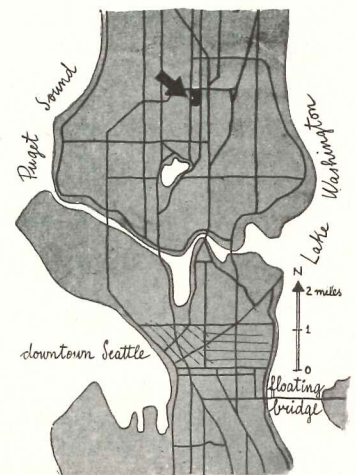
serves as a billboard for displays seen from the parking area. Architect: Albert B. Gardiner.

### ABOVE

NIPPED between Puget Sound and Lake Washington, Seattle can expand with ease only north or south (see map); though the Floating Bridge has speeded development of the eastern side of the lake (Bellevue's new shopping center capitalizes on this population movement). The projected Northgate shopping center will serve a population of about 300,000, increasing at an annual rate of about 9000. The 66-acre site is between major highways (see arrow on map).

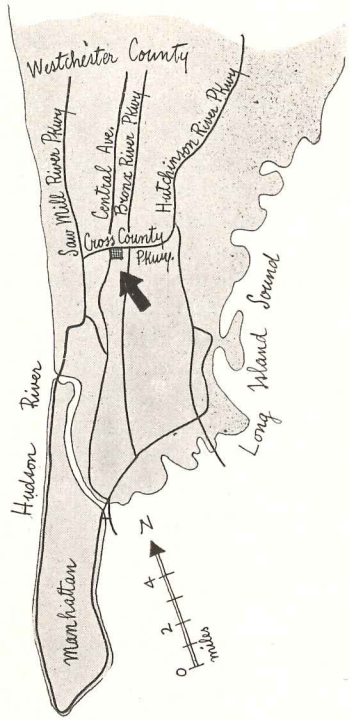
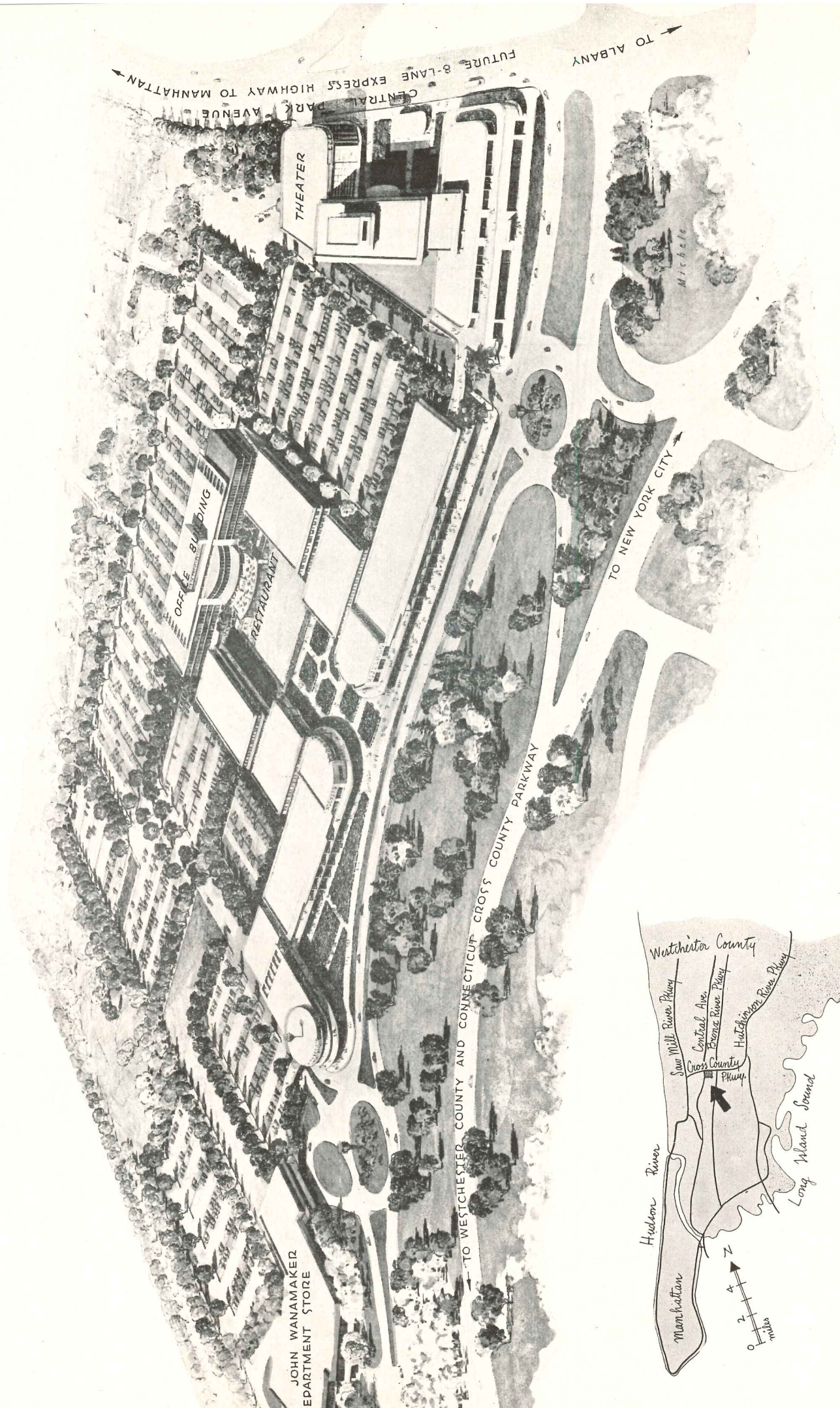
The plan has a long pedestrian mall with a service tunnel beneath. Arcades between stores join this mall and the parking areas. The food stores and hard lines are at one end, the volume traffic-

getter (Bon Marché department stores) right in the center, and at the other end the apparel and soft lines. For protection and possible expansion, the promoters have bought most of the adjoining land. Architects: John Graham & Co.



The pylon sign of this gas station shows up clearly from every one of the 2000 parking stalls. Architect: Albert B. Gardner, Associates: Wolfe & Thormin.







ON the narrow neck of land where Manhattan and the Bronx start to spread out into the Westchester County and Connecticut suburbs is the proposed Cross County shopping center. At Yonkers, N. Y., it is enmeshed in a net of parkways and expressways at the intersection of the Cross County Parkway and Central Avenue (an extension of the Bronx's busy Grand Concourse). Within a short bus ride are the densely populated areas of the Bronx and Yonkers. Within easy driving distance by parkway are most of the rich New York suburbs. The 60-acre site has been specially rezoned for business use. The new center will cater to the neighborhood trade with supermarkets, service stores, and a movie theater, to the passing motorist with restaurants and filling stations, and to the regional trade with branch department and chain fashion stores. The added possibilities of its position near Manhattan are reflected in the proposal for a five-story office building at one end.

The central pedestrian mall has been carefully proportioned to combine the most spacious appearance with the shortest possible distance between one store

block and another. The department store (John Wanamaker) is set in an unusual position on slightly rising ground at one edge of the center. It is hoped that it

will draw traffic from Central Avenue (on to which the parkway clover-leaf also debouches) through the rest of the development.

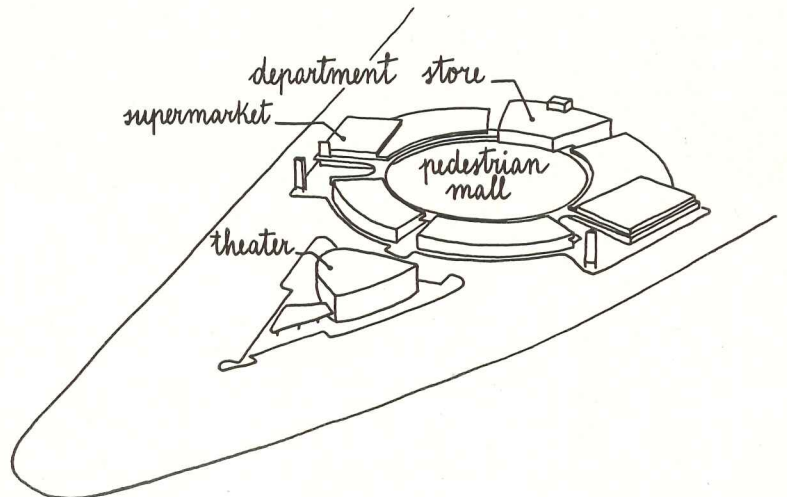
TRIANGULAR SITE SUGGESTS CIRCULAR MALL

Kelly & Gruzen, Architects

THE MAYBROOK shopping center, now building at Maywood, N. J., is set on a triangular site at the junction of two main highways.

The plan of the center has been most ingeniously accommodated within this triangle. The theater is set somewhat

apart from the stores at the apex of the triangle. In the wide base of the triangle is the circle of stores surrounding a landscaped pedestrian mall dotted with smaller booths. Arcades between the store blocks lead from this mall to the parking area.



Louis Checkman Photo







William Eccles Photo

## ROOF PARKING MODIFIES STORE LAYOUT

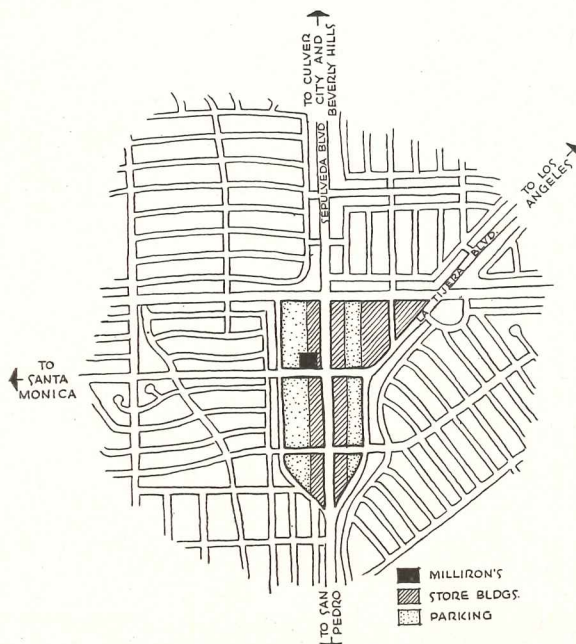
*Gruen & Krummeck, Architects*

In the center of residential Westchester, in the suburban area southwest of Los Angeles, Calif., Frank H. Ayres & Sons have laid out a 72-acre shopping center with parking space for some 3500 cars.


Stores are set along the highways in a strip 500 ft. deep. With a store block 150 ft. in depth, the remaining 350 ft. should give sufficient parking area. But Milliron's department store required

a building twice the standard depth which would leave insufficient space for parking. So for this store the ground parking area has been supplemented with roof parking. This in turn fitted in with two other new ideas: a main entrance from the roof via escalator to the center of the store, with the various departments opening out in different colored quadrants from the center circle (all advertisements refer to these various "stores" by color); and the addition of a penthouse story containing a restaurant and auditorium, (also a beauty shop and a nursery in which customers may park their children) which, being independent of the rest of the store, may be kept open later evenings and Sundays.

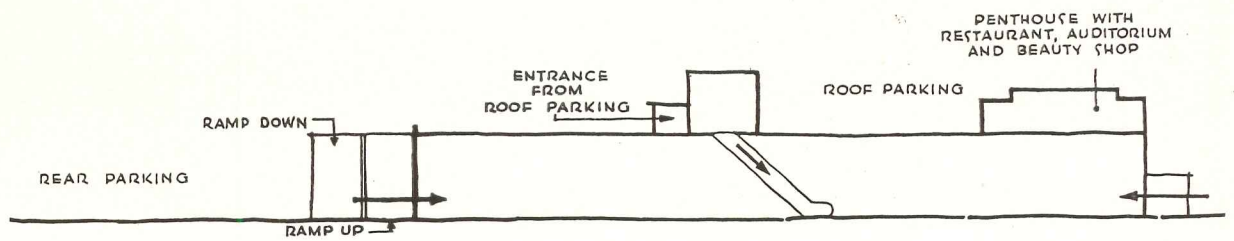
The roof accommodates 220 cars. Each of the one-way ramps serving it is 20 ft. wide, so that no woman shopper should be frightened off by the unaccustomed conditions of a drive-up store. At present this parking area is supplemented not only by the ground







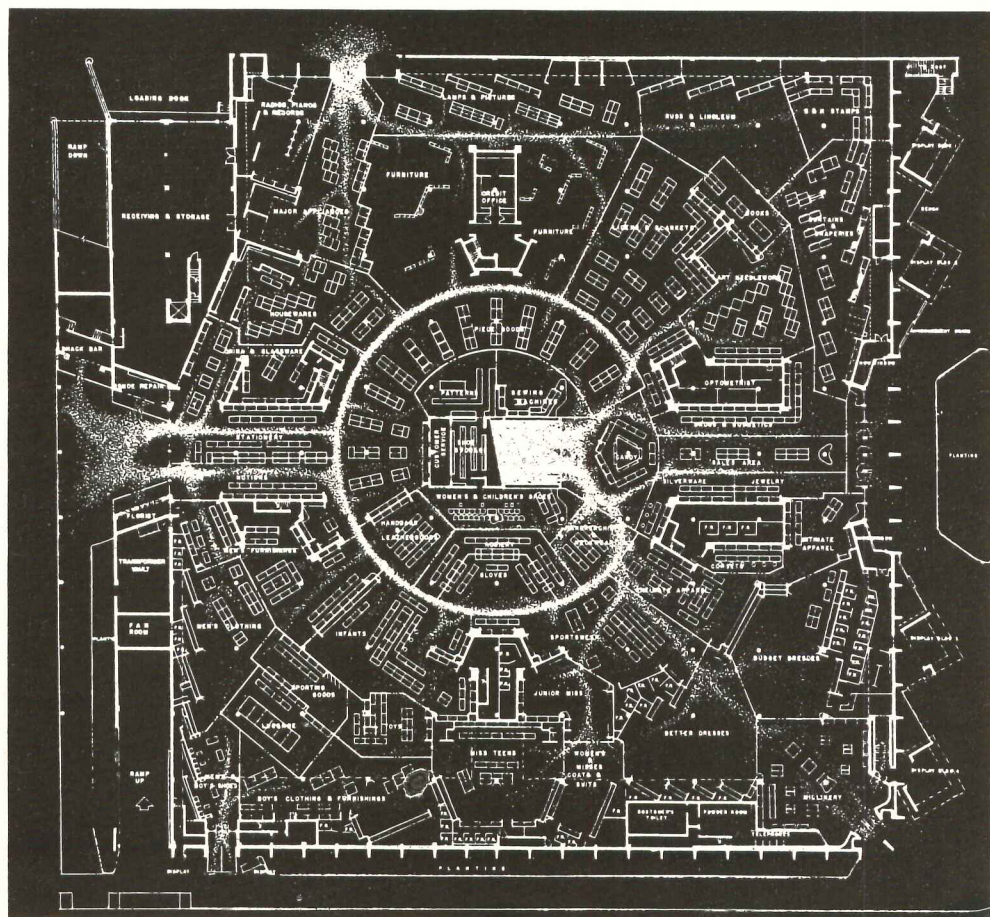
Julius Shulman Photos




SECTION THROUGH CENTER OF STORE

space behind Milliron's, but also by that behind a proposed store block to the north. If and when those stores are built, it seems probable that the total parking space will be insufficient.

Shopper circulation, as estimated by the architects, shows the central entrance from the roof carrying as much or more traffic as the entrances from the rear parking area and from the street fronts. The symmetrical, radiating layout of fixtures is unusual in the modern department store, which tends to favor a series of free-form islands. The Center Circle, with the heaviest traffic, contains the merchandise normally found on the ground floor of a department store; the Rose store is for women's clothes, the Green store for men's and children's wear, the Blue store contains appliances and furniture, the Yellow store other household goods







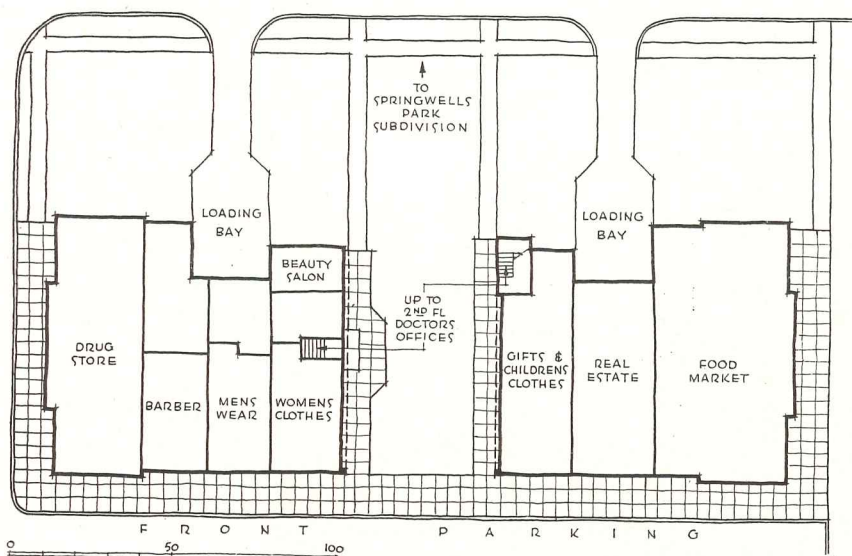
## STONE AND CLAPBOARD

*Horace C. Colwell, Designer*

THIS trim, stone-faced group of stores and offices is on the northeast edge of the Springwells Park subdivision, Dearborn, Mich. Both subdivision and shopping center were developed by the Ford Foundation. The stores are intended to supply the needs of the nearby residents,

so the center is primarily designed for walk-in trade, much of it through the central mall which leads to the subdivision. The offices on the second floor are entered from the mall. The neatness and restraint of the whole design is in large part attributable to the confine-

ment of all signs within a narrow band directly above the shop windows. The developers of the center have sensibly kept some of the site in reserve for possible expansion of buildings or parking space. The architectural detail conforms with the established style of the development





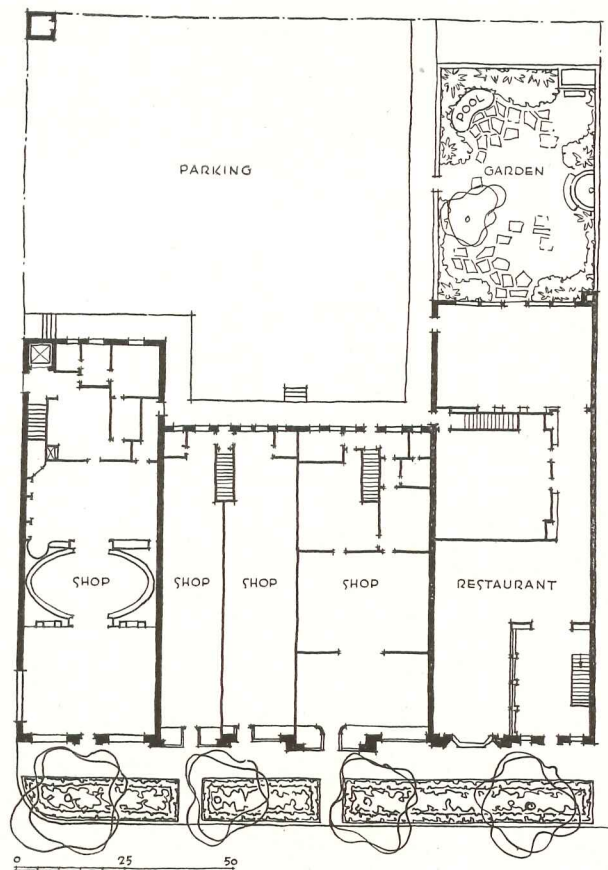


Nowell Ward Photo


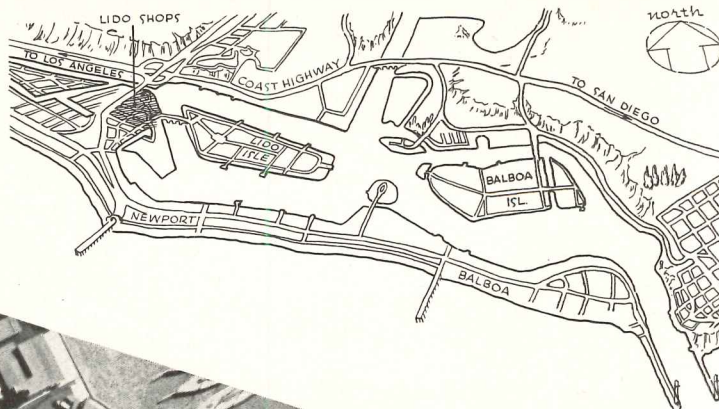
## BRICK IN THE COLONIAL MANNER

*Maher & McGrew, Architects*

THIS red brick store group in Evanston, Ill., crisp and neatly detailed, is a better than usual example of a common type of small shopping center. A line of parallel front parking on the street is supplemented by a parking area in rear which is made vastly more attractive by a small garden at one end, overlooked by the rear windows of the restaurant. On the street front an extra wide sidewalk allows space for a line of trees and flower beds between the street and the store show windows which are all shaded by uniform, gaily striped awnings with the store name along the front edge. This latter detail, a particularly happy idea, is typical of the thought and good taste which has been put into this project.







*Dwight Gibbs, Architect*

## CUSTOMERS COME IN BOATS AS WELL AS AUTOS

BRANCHING off the Coast Highway to reach Balboa and Lido Isle (see map), motorists inevitably pass through the Griffith Co.'s Lido Shops development now under construction at Newport Beach, Calif. And then later, having got into their vacation clothes and gone aboard one of the 5000 pleasure craft in the harbor, they return by water to the Lido Shops anchorage, go ashore to the special Ship's Galley maintained by the Lido supermarket, and order supplies enough for a cruise.

As this whole seaside area is changing

gradually from a summer resort to a year-round community, Lido Shops' position, straddling a highway bottleneck and across the street from a good anchorage, becomes increasingly important. So far built are a theater, drug-store and supermarket. A restaurant with terraces hanging out over the water is already under construction; plans are in hand for a hotel and apartment house to occupy the rest of the waterfront. The new city hall is on the inland side of the store group.

In line with local custom the stores

are built without basements. To provide storage space, and to give an imposing two-story front, there is a mezzanine floor at the rear. This is used mainly for storage. The merchandise is lifted from the freight dock by a belt conveyor, then sent where needed in the store by gravity feed.

All exterior painting and landscaping conforms to a standardized color chart prepared by the architect; and all exterior signs must be approved by a committee of owner, architect and advertising counsel.





Left: the landscaped parking area at the rear of Lido Market. Below: the street front of Lido Market is set back behind palms and flowerbeds



Floyd Hopkins Photo

The two-story-high glass front of the drug-store makes an impressive showing on the main road corner next to the movie theater





### PRESTRESSED CONCRETE

*Exploits virtues of steel and concrete . . . in effect creates new material*

*By H. Vandervoort Walsh, Architect, and Anselm Cefola, Civil Engineer*

SUCH delicate bridges as these could not have been built with ordinary reinforced concrete; such long, straight, shallow spans could not be strongly enough reinforced. Only through the use of a revolutionary technique in reinforced concrete construction, *prestressing*, could they have been produced. Prestressing has been practiced for some 20 years in Europe where costs of materials are high, and of labor, low; it is beginning to gain considerable interest in this country.

Actually, circular tanks of prestressed concrete have been built in this country for at least 20 years, and the manufacture of large-diameter prestressed concrete pipe has been common. Through the application of new techniques introduced about six years ago, the architect and engineer can now utilize the advantages of prestressed concrete in most types of circular structures. On the other hand, practically nothing has been done in this country with prestressed concrete bridges, beams, slabs, etc., which are in evidence in Europe.

Examples of such bridges and buildings in France and Belgium have emphasized to alert American engineers the system's many advantages for exploita-

tion in this country. Shortage of steel was one economic factor in Europe which abetted the development of prestressed concrete, which requires less steel than ordinary reinforced concrete; for the same reason its use in the U. S. may have a sound practical value. Probably one of the most important features to American architects, however, is the possibility of obtaining *crackless* concrete by prestressing.

#### **How Prestressed Concrete Works**

What happens when any beam carries a load? It bends and its center sags lower than its ends. Thus the bottom fibers are stretched while the top fibers are compressed. Since concrete resists compression well, the designer puts enough of it in the top to absorb all the compression safely. On the other hand, since the concrete has very little tensile strength — but steel has a lot — he inserts steel bars to take care of tensile stresses.

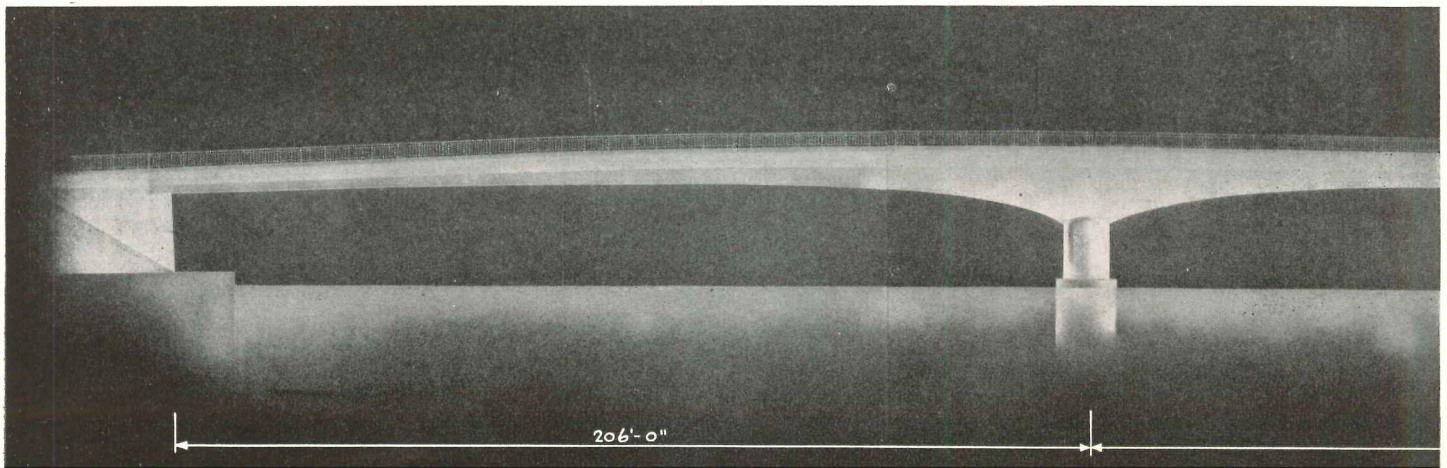
The trouble is that concrete shrinks as it hardens. The reinforcing bars, however, do not shorten much and consequently offer resistance to the concrete shrinkage, actually putting the bars in compression. When the concrete is

loaded, the load causes considerable tension in the reinforcement. Since this reinforcement started out with a slight compression, and then in turn is subjected to considerable tension, it is obvious that its change in length is of such magnitude that the concrete cannot usually follow; it cracks.


In prestressing, concrete's virtue of high compressive strength is used to compensate for its lack of tensile strength through a very different concept in the use of reinforcing steel.

Steel wires are strung through a concrete beam, for example, are stretched and then anchored at the ends of the beam when the concrete is hard, to put a "squeeze" on the beam. The wires either are strung through a hole in the beam provided by a mold, and are tensioned against the end of the beam (we shall call this process *post-tensioning*), or else they are stretched first and held by some anchorage, after which the concrete is poured around them. When the concrete is hard, the wires are cut and the ends of the wires return to their original shape outside the beam — because the stress is relieved there — and act as wedges to help hold the wires bonded to the concrete in tension (this

Drawing courtesy of The Preload Corp.








1 Photos by H. Baranger, courtesy of Raymond Concrete Pile Co.

is called pre-tensioning, and is explained more fully later in the article).


In prestressing, the concrete in the beam is squeezed so that it is always in compression, and any tensile stresses that might appear due to loading, and cause cracks, are automatically canceled out. The application of stresses before the beam is loaded is the basis for the name "prestressed concrete."

A simple analogy of the workings of prestressed concrete is illustrated in Fig. 8. A man is holding a stack of books horizontally by pressing against the ends. The books held by the man correspond to slices of concrete that are squeezed together by the prestressing forces illustrated by the arrows and hands and arms. Obviously if the forces are large enough, there can be no cracking tendency since all the joints between the books, or concrete slices, are in heavy compression.

In prestressed concrete the full potentialities of high-strength steels are utilized because the wires can be tensioned in excess of 140,000 psi. Compression in concrete, however, is not much more than 2000 psi at any point because the dead and live loads work to cancel the great squeeze put on the

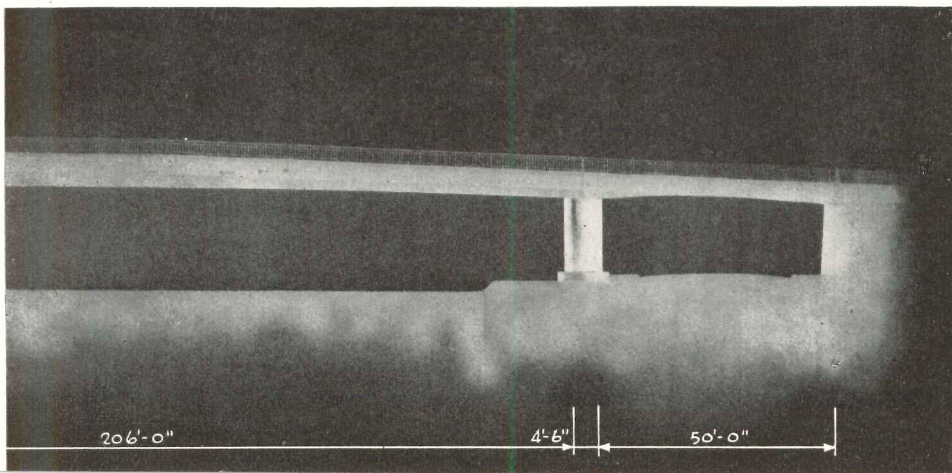


2



3


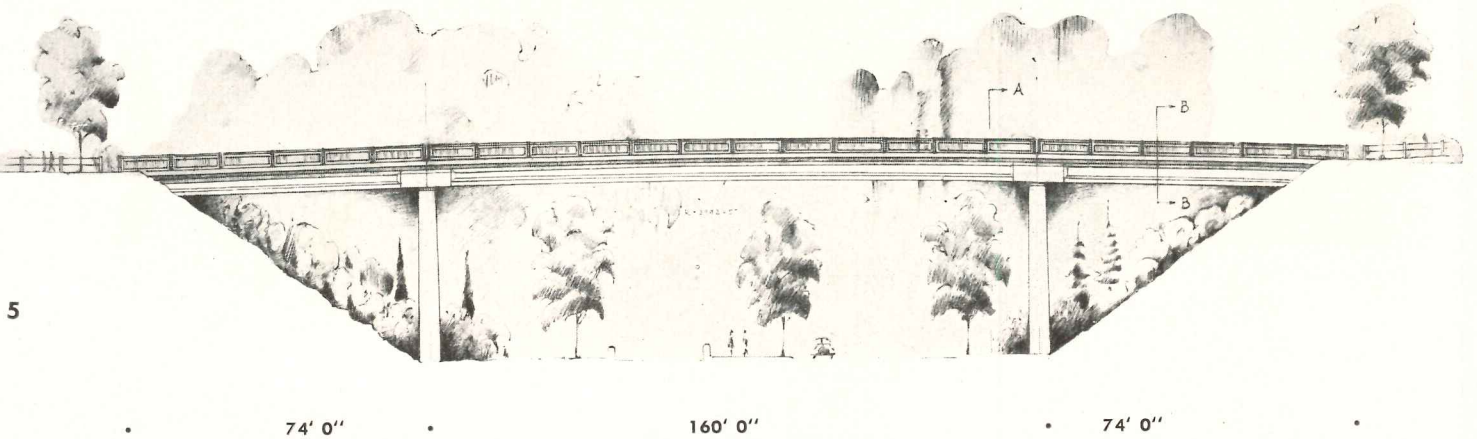
4



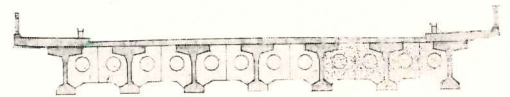
1. Bridge over Marne at Luzancy, France, span 182 ft. Designed by Freyssinet, the bridge has depth to span ratio of 1 to 45. 2, 3. Another Freyssinet bridge, this one at Esbly, has 240 ft. span. These bridges were assembled from precast sections. 4. First continuous bridge to be built with prestressed concrete, going up over Meuse at Sclayn, Belgium; supervising the project is Prof. Gustave Magnel. Shape at the center pier is completely functional



5



A-A



B-B

Walnut Lane bridge to be built of prestressed concrete at Philadelphia will be first of its type on this continent. High strength steel wires stressed to 125,000 psi put girders in compression (max. 2000 psi) to cancel out tensile stresses that tend to appear due to dead and live load, thus preventing any cracking

beam. Since the allowable stresses in a prestressed beam are much higher than they can be in an ordinary reinforced beam (about twice as much compression in the concrete and more than seven times as much tension in the steel) this suggests, in itself, the possible savings in materials.

As an example, a comparison has been made by Herman Schorer using a rectangular beam or slab to carry a live load of 200 lb. per sq. ft.\* The prestressed

\*Journal of the American Concrete Institute, Sept., 1946

concrete beam design was based on using steel wires with an ultimate tensile stress of 200,000 psi and on concrete having an ultimate compressive stress of 6000 psi with an ultimate safety factor of 2.5. As a result of calculations, the beam was designed to be 12 by 16 in. and had in it only 0.725 sq. in. of steel wire per ft. of slab width.

By contrast, design of ordinary reinforced concrete for the identical load resulted in a beam 12 by 32 in.; area of steel reinforcing rods was 3.64 sq. in.

per ft. of slab. This design was based on 1000 psi compression for concrete and 20,000 psi tension for the steel.

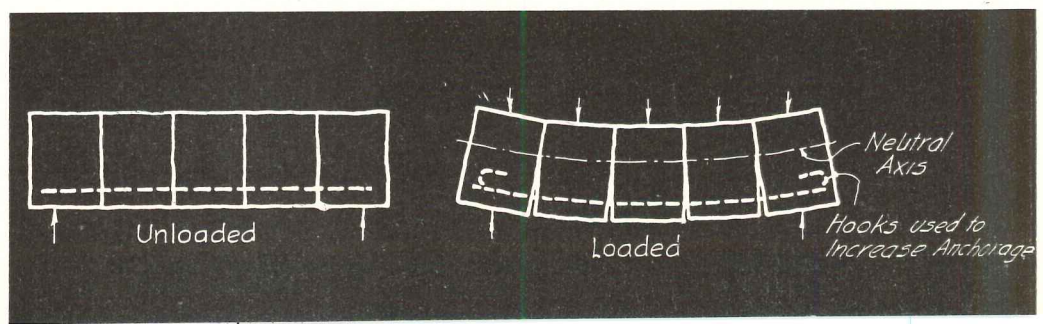
### Advantages

All this leads to the following conclusions as to the advantages of prestressed concrete:


(a) It is economical of materials due to the use of higher steel and concrete stresses. (It is impossible to generalize much about building costs until more work is done in this country. However,

6. Shows effect of load on ordinary reinforced concrete beam; concrete can't stretch so under side begins to crack. 7. In prestressed beam wires are tensioned to put beam in permanent compression (gives slight arch); under load beam bends but does not crack. 8. Prestressing is explained simply by this analogy — the more squeeze the man puts on the books, the more he can hold

6








9

9. Textile mill at Ghent, Belgium, covering area of 375,000 sq. ft. uses 100 main girders and 600 secondary girders of prestressed concrete; each main girder carries about 28 tons per linear ft. and bridges a span of 72 ft. 10. Typical bay of this mill, designed by Magnel



10

Photos and rendering courtesy of The Preload Corp.

it is known that for large spans, as in bridges, great economies can be effected. The same holds for circular prestressing. Smaller units such as building framing would undoubtedly have to be mass-produced to achieve economy, but not enough is known to make a conjecture on this score.)

(b) It eliminates cracks because the concrete is always in compression.

(c) It permits less depth of beam as related to the span, and hence gives more headroom (this is especially important with bridges and airplane hangars).

(d) It has remarkable elastic properties. For example, tests were made on a floor slab only  $1\frac{5}{8}$  in. thick, reinforced with not more than 1 per cent of steel. Although the span was only 10 ft., the slab deflected 3 in. under a concentrated load of 1070 lb. at its center. When the

load was removed it returned to its original level, undamaged.

(e) Beams do not have to be cast at the site in one form, but may be cast in small sections or blocks at the factory with reinforcing wires threaded through them. When the wires are stressed, the small units are brought together like one large beam.

(f) It develops remarkable resistance to shear stresses. In one case a 4-in.-thick slab was tested by a 6-in. punch. Its resistance to this shearing action was 800 lb. per sq. in.

The items which contribute most to the higher cost of making prestressed concrete in comparison with regular reinforced concrete are the special formwork and devices required to anchor the prestressing steel on the ends of the beam, and the cost of the actual prestressing operation in the field.

### Development and Applications

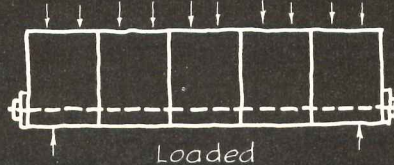
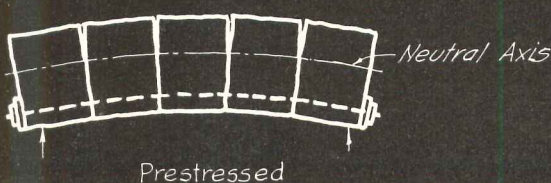
As long ago as 1888, Doehring, in Germany, secured a patent for a mortar slab that was to be reinforced with metal that had tension stresses applied to it before the slab was loaded. Test failures here were said to have resulted from a poor quality of concrete. Early attempts at prestressing failed principally, however, because the designers did not take into account either the shrinkage and plastic flow of concrete or, to a lesser extent, the creep of steel which soon canceled the low prestress applied.

In 1923 R. S. Dill of Alexandria, Nebraska, recognized the need for high tensile steel and carried out the prestressing after the greater part of the shrinkage had taken place.

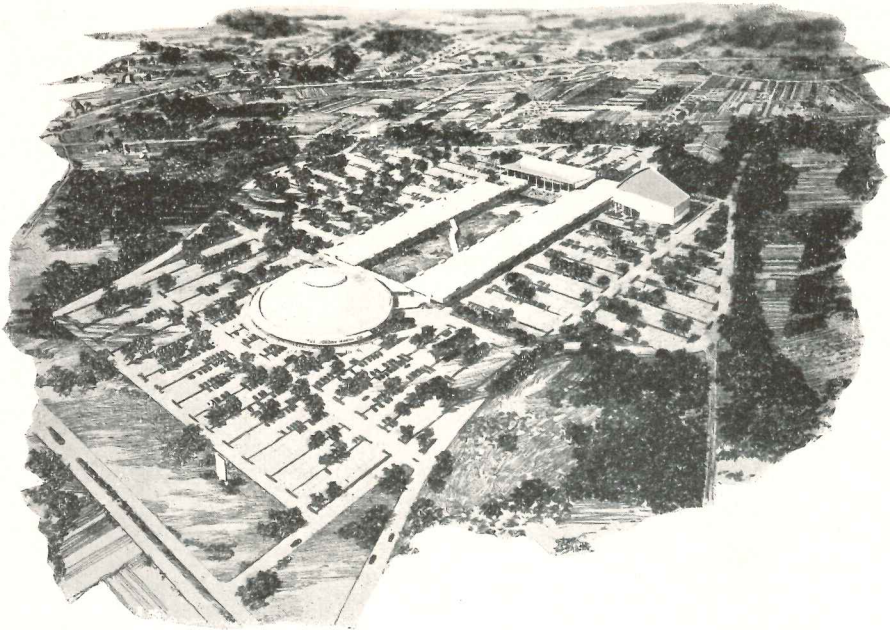
First to appreciate the full significance

7

8







11

Main building of proposed shopping center for Beverly, Mass., has a circular prestressed dome 220 ft. in diameter, freeing interior space of columns. It is possible to design such a large dome by stretching wires around its edge, putting it in high compression

cable and jack method of prestressing concrete, wherein a cable embedded in the concrete is prevented from bonding by means of a steel sheet tube or a wrapping of impregnated paper. In his work, before the concrete was placed, concrete drums were set at opposite ends of the form, and the ends of the reinforcing wires were threaded through conical holes in the drums. Used as anchor plates, the drums transferred the stress in the wires to the concrete. After the concrete had been poured and had attained sufficient strength, the wires were secured to one drum by means of a conical plug which acted as a wedge. The wires were then attached to a double-acting jack at the other end, were tensioned and then secured by ramming another conical plug into the drum at that end. The original procedure has been refined, but the principles are basic.

A method similar to this was developed by Prof. Gustave Magnel of Belgium. After the concrete hardens, Magnel prestresses the wires with jacks. When tensioned sufficiently the reinforcing wires are locked against a cast steel distribution plate by using a sandwich plate and wedges (see Figs. 12, 13, 14, 15).


In addition to many successful bridges, Freyssinet has designed and built another prestressed wonder, the airstrip at Orly airfield, near Paris. It is only  $6\frac{3}{8}$  in. thick, but has strength equal to that of a conventional strip 24 in. thick. When heavy planes land, the elasticity of the prestressed concrete

of plastic flow and creep, and to measure them, was Eugene Freyssinet of France, who is frequently called the father of prestressed concrete. In 1928 he did the first practical prestressing with a high-grade, vibrated concrete heated almost to boiling temperature, and high-tensile steel.


### Reinforcing Not Bonded

In 1939 Freyssinet introduced the

12



13





14



12, 13, 14, 15. Prestressing as done by the Belgian method. 12. End of girder before it is prestressed; cables are strung through beam after concrete is hard. 13. End of girder after wires have been tensioned by a hydraulic jack (14) and anchored by means of sandwich plates; pipes sticking out are for injecting grout after girder is prestressed





16

Photos and rendering courtesy of The Preload Corp.

17

18

allows it to crack under impact, but the cracks heal as soon as the load is removed.


In Brussels, Belgium, under the direction of Prof. Magnel, an airplane hangar recently was completed which is noteworthy for its shallow prestressed concrete roof beams. These have a span of 168 ft. and are only 9 ft. 6 in. deep at the center. They are spaced 32 ft. 6 in. center-to-center and have a clear height, even at the ends, of 32 ft. To solve the same problem with ordinary reinforced concrete would have called for arches having a rise of 30 ft. Magnel has prepared a motion picture on prestressed concrete that has been shown frequently in this country; he has also written an authoritative textbook on the subject.

**Bonded Prestressing**

Bonded prestressing was suggested by E. Hoyer in Germany and has been used much in prefabrication shops in England. Piano wire is used so that the surface that contacts and bonds with the concrete is large in proportion to the total cross-sectional area of the steel. The wires are placed in forms and put under tension before the concrete is poured and vibrated into position around

them. When stretched out they are smaller in cross-section than when unstressed. The concrete hardens around them while they are still small; when their artificial tension is released after the concrete hardens, they expand, reverting to their original shape, and grip the surrounding concrete. End plates are not necessary since the bond between concrete and wires is sufficient to create compression in the concrete. Two-inch concrete exterior wall panels have been similarly made in casting beds up to 100 ft. long. It is possible to box out window and door openings in these panels, letting the wires run through the openings, and to cut the wires here at the same time the others are being cut. In this manner, two-story panels have been produced and raised from a horizontal to a vertical position without any sign of cracking. Similar panels of ordinary reinforced concrete usually require at least 4 in. thickness to resist the lifting stresses.

Another method, suggested by H. Shorer, involves the use of prestressed units which can be laid in the forms just as reinforcing bars are laid in ordinary concrete. The unit consists of a core rod with end disks to which are attached

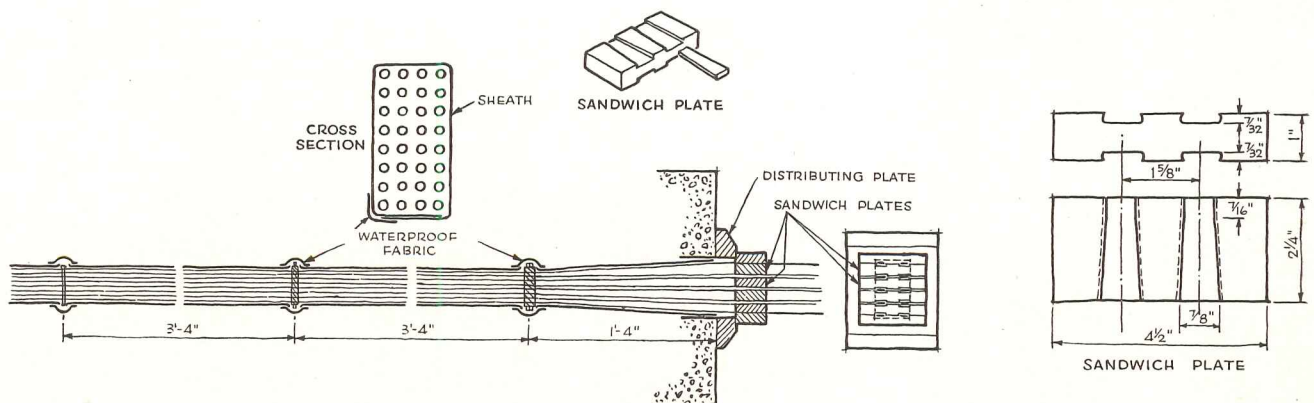


16. Hangar at Melsbroek, airport of Brussels; one prestressed beam carries load of 3,500 tons. 17, 18. Use of 168 ft. beams of prestressed concrete allowed a clear height of 32 ft. from floor to beams


the wires that are to be prestressed. These wires are strung around the core in spirals and kept in place by intermediate disks spaced equally along the core. When the wires are stressed, the core acts as a column, and the intermediate disks keep it from buckling. After the wires are stressed sufficiently they are locked at the end disks; and the core bar, now acting as a compression member, maintains the tensile stresses

Method of anchoring the tensioned wires to the end of a beam. Sandwich plates hold wires by wedge action and transfer stress of wires to distributing plate and thus to beam, placing the beam in compression; each wedge holds two wires. In early applications cable was placed in sheath to prevent bonding during concreting; now, steel or rubber cores, later removed, leave holes for introducing cables

15









in the wires. In this condition the reinforcing is laid in the forms and the concrete is poured. Since the rod is covered by a paper tube, the concrete does not bond with it, but it does bond with the wires. After the concrete is hard, the core rod is pulled out and the tension in the wires now sets up the needed compression in the beam.

### Present Applications in the U. S.

The most direct application of prestressed concrete in the U. S. at present

*Manufacture of large diameter prestressed pipe. In contrast to tank construction, the pipe itself rotates on a turntable, tensioning the wire as it is spiralled*

Photos courtesy of The Preload Corp.



19. In manufacture of prestressed concrete tanks, machine stresses high strength wire by pulling it through a die as it is spiralled around the tank; the wire is later covered with gunite. 20. This prestressed water tank in Miami, Fla., has a diameter of 128 ft., depth of liquid 27 ft. 8 in., and capacity 2,700,000 gal.

is the making of concrete tanks, pipes and tubular concrete piles. The internal or hydrostatic pressures in the pipes and tanks cause tensile stresses in the walls. By prestressing the steel wire spiralled around the concrete, the tension set up by internal pressures is more than canceled out; thus walls of prestressed concrete require much less steel and concrete than conventional designs.

A water tank built for Kansas City, Kansas has a diameter of 180 ft. and a liquid depth of 19 ft. 6 in. Quite comparable is the circular prestressed structure proposed for a shopping center at Beverly, Mass., with a dome 220 ft. in diameter, which frees the interior of columns.

In building prestressed concrete tanks, the walls are first poured, then high tensile wire is machine-stressed around the outside, after which the wire is covered with gunite. It is possible to have very thin domes because of the tremendous squeezing force around the top. The dome can be thinner with respect to its volume than the thickness of an egg shell in relation to the volume of the egg.

A prestressed concrete bridge, the Walnut Lane Bridge, is soon to be built over Paper Mill Creek Valley at Philadelphia, Pa. It will have a main span of 160 ft. Depth of the girders will be 6 ft. 7 in.; distance between them will be 4 ft. 4 in. Maximum unit stress in the concrete will be 2000 psi and working stress in the steel wires will be approximately 125,000 psi.

### Conclusion

Architects who become familiar with the remarkable properties of prestressed concrete can exploit its possibilities in graceful and delicate structures. It is essentially an engineering material as compared to ordinary concrete because the calculation of internal stresses is more positive, resulting in economies of steel and concrete. Most ordinary concrete buildings are over-designed in parts and under-designed in others.

In addition to prestressed concrete bridges, factory construction, airplane landing strips, top blankets for old roads, crackproof floor slabs, pipes and tanks, we probably shall see its application to retaining walls, crackproof exterior walls for buildings of all kinds, precast floor slabs, precast tubular piles and prefabricated building parts for dwellings. Nor are all these developments going to wait for a purely economic impetus, although figures show in certain types of construction, prestressed concrete offers substantial savings in cost over conventional designs. In any event, prestressed concrete will find its place in the architecture of the United States in the near future. Already there exists a great deal of interest in it, and we shall see more and more engineers and architects collaborating to find new release for their imaginations in its unique properties of lightness and elasticity, in its possibilities for prefabrication and its freedom from cracking.



## PURIFYING AIR WITH GLYCOL VAPOR

*Two methods of purifying air have been developed in recent years, one by means of ultra-violet radiation, the other by means of germicidal vapors. Both kill air-borne pathogens, but it is impossible to evaluate them comparatively since experiments and tests have not been made on comparable bases. This discussion deals only with germicidal vapors, which have been developed more recently and about which less has been published.*

RESEARCH and accidental discovery have both played a part in bringing to its present state our knowledge of the germicidal action of glycol vapors, and in the design of the present compact equipment. In 1939, a group of air conditioning engineers perfected the glycol method of dehumidifying air, in which air to be treated is passed through triethylene glycol, a material that resembles alcohol chemically; is physically much like glycerine; and in vapor form is odorless, tasteless, non-toxic to people and animals, and without effect on fabrics, woods, metals, paper, books,


etc. Triethylene glycol is hygroscopic; that is, it has a great affinity for water — hence its use as a dehumidifier.

An early installation for this purpose was made in a New York bank; there a remarkable decrease in absences due to colds and other respiratory infections was noted. Upon investigation, the engineers found that British doctors were, at about the same time, having some success in purifying the air of London's air raid shelters by spraying them with hexylresorcinol, a known germicide, dissolved in propylene glycol, a chemical cousin of triethylene

glycol. In this country, Dr. O. H. Robertson of Chicago was trying to reduce the method's cost by cutting down the amount of hexylresorcinol; soon he found that the glycol alone, without the proved germicide, was even better than the combination. This explained the effects of glycol dehumidification in the New York bank.

During World War II Dr. Robertson was appointed Chairman of the U. S. Army Commission on Air-Borne Infection, Board for the Control of Influenza and Other Epidemic Diseases. Out of his and his associates' activities then

*The recently discovered germicidal properties of glycol vapor on air-borne bacteria and viruses are put to work through use of this compact vaporizer, suitable for large buildings, which introduces a controlled amount of the vapor into air streams of air conditioning or forced air ventilating systems. The vaporizer treats up to 20,000 cfm of fresh air*





and subsequently, and with the participation of the engineers who had perfected glycol dehumidification, has come our knowledge of, and equipment for, air purification with glycol vapor.

### How the Vapor Acts

To understand why and how glycol air purifying equipment acts, some knowledge of the way the vapor behaves is helpful. There are several disinfectants more lethal to pathogenic organisms — bacteria and viruses — than the glycols. However, it seems that many germicides have no particular affinity for water and that moist bacteria in the air are little affected by their vapors; although in liquid form they attack bacteria readily. On the other hand the glycols, attracting and being attracted to the minutest amounts of moisture, penetrate a moist micro-organism readily and destroy it.

In some circumstances the glycols do not perform with full effect. In a dry atmosphere such as that of an ordinary steam-heated room, pathogens become dry — desiccated, to use the exact word — after a few hours and are then quite resistant to glycol vapor until they are


re-humidified. This is done by raising the relative humidity to 35 to 40 per cent. Bacteria which have settled to the floor or other surfaces and are later dispersed as dried particles by sweeping or bed-making are even more resistant. Thus sterilization of the air of inhabited rooms is not completely possible; but air-borne bacteria can be reduced by 70 to 75 per cent, which is sufficient to lower the incidence of acute respiratory infection to a negligible minimum. When to the glycol treatment simple dust-control measures are added — oiling for wood floors, oiled sawdust or oil-mopping for smooth, non-porous floors, oil-emulsion rinsing of bedclothes during washing — tests have disclosed much greater effectiveness; for instance, up to 95 per cent of air-borne streptococci destroyed. In many cases, partially desiccated bacteria are killed; strong germicidal action has been found with a relative humidity as low as 20 per cent.

The pathogens are killed rapidly. In a test of one installation, bacteria were sprayed into a glycol-treated hospital ward. Most of the bacteria — 85 per cent — were killed as the spray was being injected.

It is essential that the glycol vapor be thoroughly dispersed throughout the treated area. It will not disperse of its own accord; circulation of the vapor has to be forced. This implies an air conditioning system, with the vapor introduced into the air stream; or some other means of liberating the vapor in the air to be treated and then inducing a draft. (Small portable glycol vaporizers have recently been developed, about the size of a table radio, which have no fans or other draft-inducers, to purify the air locally.)

Cost of the glycol required is low because it is effective in extremely low concentrations. Propylene glycol is effective in concentrations as low as one part of glycol in eight million parts of air. Triethylene glycol is equally effective in one part to four hundred million parts of air — the actual quantity of vapor in the air is less than 1/100 of the quantity of neon, a rare gas, in the air we breathe every day. An air conditioning system using 15,000 cu. ft. per minute of fresh air would need only 5 oz. of triethylene glycol per hour; all the air in a building covering a full city block, six stories high, could be steril

*The commercial glycol vaporizer can be installed in various ways, just so there is a pressure difference between inlet and outlet sides to draw out the vapor. The unit, left, is installed on the suction side of the conditioner fan; the other is across conditioner coil*





ized by one pint. Of these two effective glycols, triethylene is preferred.

In theory, the air in a hermetically sealed space might be treated once and maintain its sterility forever; in practice, this is impossible. Air leaks in and out of rooms even when doors or windows are not opened; regulated quantities of fresh air are added to recirculated air in air conditioning systems. Hence glycol vapor is added to the air stream coming from the conditioner in amounts regulated according to the quantity of fresh air added. In current practice, the glycol reservoir of a vaporizer requires replenishing about once a month.

Temperature and relative humidity of the treated air, as well as glycol concentration, have a bearing upon the effectiveness of this method of air purification. It is most effective at temperatures between 50 and 85 F, at relative humidities between 20 and 65 per cent, and at glycol saturation of at least 30 per cent; 65 per cent saturation is commonly employed. These are normal conditions for comfort; it will be seen that the requirements are not critical. The only possible objection to glycol vapor is principally esthetic; in very cold weather it may condense on window panes.

#### **Equipment Characteristics and Installation**

Vaporizing the glycol is the only critical operation; it demands special equipment; though simple, the vaporizer functions with precision. The standard model contains a glass-fiber wick which draws glycol from the reservoir across a heating element. In this fashion it converts liquid glycol into vapor without overheating, which would cause the glycol to decompose. The unit is enclosed in a casing 15 in. wide, 15 in. deep, and 17 in. high, weighs 40 lb. empty and 85 lb. full, holds 5 gal. of glycol, and is supplied wired for 230 volts (using 4.2 amps); wiring can be changed to 115 volts (8.4 amps), and both AC and DC models are available.

The vaporizer contains no moving parts; instead of a fan to draw air across the vapor stream, it depends upon the difference in air pressure between the inlet and outlet sides of the conditioner fan. A pressure differential of at least .10 in. water is required. The air inlet to

the vaporizer, 3 in. in diameter, need only be airtight. The outlet duct must be watertight, is preferably pitched back to the vaporizer to avoid collecting possible condensation, must be heat-insulated, and if longer than 24 in. should be heated to prevent condensation due to heat lost in the duct. Inlet air should be filtered, either at the vaporizer or in the air conditioning system. The unit is preferably located on a stand or rack, not in direct contact with a floor, and with its front readily accessible for filling and for reading gages. It may be placed within the duct system, in a plenum, if a few simple precautions are observed; or it may be placed outside the ductwork. In any case, it is considered better to locate the unit on the suction side of the fan so the pressure drop will be sufficient for operation; however, for exceptional situations, it can be placed "across" the fan or on the pressure side if enough pressure differential or air velocity can be maintained.

#### **Applications, Test Installations**

Apparatus of the kind described has been installed in many types of buildings, including schools, offices, food processing plants, theaters, premature baby wards, pediatric wards, contagious disease wards and pharmaceutical plants. In drug manufacturing it is used to aid production of streptomycin and penicillin, and wherever sterile techniques are required.

Test installations have demonstrated the efficacy of glycol vapors. In two similar pediatric wards at a New York hospital, with fairly close spacing of the beds and some direct intercommunication of the patients, it was found that the children had over 30 cases of cross-infection in a non-glycolized ward, as opposed to two cases in a glycolized ward.

Two University of Pennsylvania pediatricians, Drs. Harris and Stokes, used glycol vapors at the Children's Seashore Home at Atlantic City. Over a period of three winters, there were only 13 cases of acute respiratory infections in the glycol-treated wards as compared with 10 times as many in the non-treated ones.

In a controlled test conducted at the Lockheed Aircraft Plant at Burbank, California, there were half the number of absences caused by respiratory infec-

tions in a glycol-treated area housing about 1000 employees as in a non-treated area with the same number.

At the Seamen's Bank for Savings in New York, where the air conditioning engineers discovered the germicidal properties of triethylene glycol, the average absence rate before the installation of glycol was about six per cent. It has since dropped to an average of two per cent.

The effects of glycol on reduction of respiratory diseases were studied in some military barracks during the war. For the first three weeks after new personnel entered the treated area, the disease rate remained the same as in the untreated area. However, during the second three-week period, there was a 65 per cent reduction in the glycol-treated barracks.

For domestic and office use, the portable model, previously mentioned, is available. This small unit — it weighs only 10 lb. — looks something like a table radio and contains a roll of paper saturated with triethylene glycol. When put into operation by plugging into any 110-volt, 60-cycle, AC outlet, the unit's paper strip unrolls slowly over a small heater, which evaporates the glycol. The paper needs replacing about once a month, and total operating costs are about \$1.50 per month. The machine can purify the air of an ordinary room in a house, office, or hospital (up to a space as large as a 6-bed ward).

#### **Future Possibilities**

Not only are new models of the essential equipment likely to be produced; air purification with glycol vapor has demonstrated one characteristic which, although its value has not been thoroughly substantiated, is of tremendous potential importance. This is what has been called its "hangover" effect, which is not yet wholly understood and whose reliability, therefore, may vary. But apparently those who are exposed to glycol vapor for only a part of their daily routine develop greatly increased resistance to infections at all times, whether there is glycol vapor present or not. The current opinion is that the treatment of the air produces an antibiotic effect in the serum of human blood. There are other theories; whichever is correct, the result is improved health.



### HEATING SYSTEMS FOR HOUSES

#### 1 — One-Pipe Steam Systems: Design, Radiators

First of a series on heating systems for residences and other small buildings, covering steam, hot water, and radiant methods, prepared for ARCHITECTURAL RECORD by William J. McGuinness, Prof. of Mechanical and Structural Engineering, Pratt Institute.

#### Characteristics

While comparative installation costs vary periodically and according to geographic location, a one-pipe steam system is generally cheaper to install than a hot water system or a good forced-warm-air system. While its operating cost may be slightly higher than these systems, one-pipe steam is economical, rugged and easy to maintain. If well designed and maintained, and if boiler water is kept hot by an aquastat, it is prompt to respond to a call for heat. When rooms are at temperature or when outside temperature increases, it shuts off promptly and does not have any troublesome "carry-over" heating such as may occasionally be encountered in other systems.

#### Design

The first step in design of any heating system is determination of hourly heat losses in Btu from each room or space. Since each square foot of free-standing cast iron steam radiation emits 240 Btu per hour, it is necessary only to divide hourly heat loss by 240 to arrive at the amount of radiation needed. From the accompanying tables the designer may select a radiator of proper size to make up heat loss and to fit space available.

Pipe sizes are fixed by the amount of radiation served. They can be selected from the table given herein, keeping in mind that they fall into three categories: (1) mains; (2) runouts, risers and radiator connections; and (3) returns.

Not of least importance in general design is a space layout of the system to insure proper operation and architectural suitability. Good operation suggests adequate height from boiler to start of main, pitch of all pipes, proximity of radiator to riser, proper location of all air vents, space for servicing boiler, location of radiators below glass areas, and use of two or three radiators in large rooms. Space requirements include recessing of radiators if possible, maintenance of basement head-room and location of piping to permit finishing of basement rooms.

#### Maintenance

It is difficult and expensive to boil greasy water. New installations should have boiler and piping cleaned and blown out thoroughly after a short period of operation. Water should be drained and refilled, and the stack cleaned, yearly. Radiator control valves must be kept tight to prevent steam leakage into rooms. Air vents on radiators and mains must exhaust air quickly or heating will be slow and expense increased; this or the passing of

steam may indicate need for their replacement. In the case of oil burners, efficiency tests are now quite standardized and easy to make. Taking stack temperature and analyzing flue gases will indicate whether combustion is complete and efficient. A slight adjustment in air intake, draftostat, etc., may result in great savings.

(Continued on page 151)

#### CAPACITIES OF PIPE IN SQ. FT. OF RADIATION

| PIPE SIZE (inches) | STEAM MAIN** (Condensate and steam flowing in same direction) | RUNOUTS, RISERS, RADIATOR CONNECTIONS* | WET RETURN |
|--------------------|---|--|------------|
| 1                  | —   | 28                                     | 700        |
| 1 1/4              | —   | 62                                     | 1200       |
| 1 1/2              | —   | 93                                     | 1900       |
| 2                  | 386   | 169                                    | 4000       |

Courtesy Institute of Boiler and Radiator Manufacturers

\* If runout to radiator exceeds 8 ft. in length increase pipe one size.

\*\* Based on "Equivalent Length" of 200 ft. To determine equivalent length add to actual length (boiler to farthest radiator) 4.3 ft. for each elbow and 8 ft. for each tee.

BTU. PER HOUR HEAT LOSS IN ROOM = 240 = NO. OF SQ. FT. OF CAST IRON RADIATION REQUIRED

THIS PART IS NOT EASY PITCH. IT SHOULD BE SHORT.

AN EXAMPLE OF A TYPICAL CAST IRON RADIATOR. THIS ONE AFFORDS 20 SQUARE FEET OF RADIATION.

DEPTH 5" OR 7 1/2"

HT. 20" OR 23"

TAPPED BOTH ENDS FOR AIR VALVE

TAPPED BOTH ENDS FOR STEAM VALVE

STANDARD SECTION 2"

5"

IN PLACE WITH GRILLES

SECTION

NO. OF SQ. FT. OF CAST IRON RADIATION PER SECTION (STANDARD 2" SECTIONS)

| NO. OF TUBES PER SECTION | HEIGHT | NO. OF SQ. FT. OF RADIATION PER SECTION |
|--------------------------|--------|---|
| 3                        | 25     | 1.6                                     |
|                          | 19     | 1.6                                     |
|                          | 22     | 1.8                                     |
|                          | 25     | 2.0                                     |
| 5                        | 22     | 2.1                                     |
|                          | 25     | 2.4                                     |
|                          | 19     | 2.4                                     |
|                          | 25     | 3.0                                     |
| 6                        | 32     | 3.7                                     |

CAST IRON CONVECTOR ENCLOSED, AND CAN BE RECESSED. CONSULT MANUFACTURERS LITERATURE FOR RATINGS & DIMENSIONS. NOTE: COPPER FIN TYPE CONNECTORS NOT RECOMMENDED FOR ONE-PIPE STEAM SYSTEMS.

NO. OF SQ. FT. OF CAST IRON RADIATION PER SECTION (STANDARD 2" SECTIONS)

| HEIGHT | DEPTH  | SQ. FT. PER SECTION |
|--------|--------|---------------------|
| 20"    | 5"     | 2.0                 |
| 23"    | 7 1/2" | 3.0                 |

OBTAINABLE IN TWO SIZES ONLY: 20" HIGH, 5" DEEP; 23" HIGH, 7 1/2" DEEP; BUT ANY NUMBER OF SECTIONS

CAST IRON RADIATOR SUITABLE FOR RECESSING

#### TYPES OF RADIATION



PRESTRESSED CONCRETE BLOCKS FORM LARGE PANELS AND SLABS

Developed to speed construction while reducing the cost of building permanent concrete structures, *Strestcrete* is a slab system for roof and floor construction and tongue and groove siding utilizing machine-made blocks of either light-weight or regular concrete pressed together by prestressed steel.

Units are cured and then assembled at the source of manufacture to length and width desired, with steel stressed against the blocks to carry required load from support to support without vertical shoring.

In assembling units into slabs, steel is prestressed to approximately the stress required in the designed loading of the roof or floor section so that the slabs at full load will have little or no deflection under all conditions.

End washers of steel are used at both ends of the assembled slabs and the steel is stressed against these washers, forcing the blocks together, so that the concrete panels can be welded to the steel frame with a positive type of connection and the building is given a very large factor of rigidity.

The slabs are pre-assembled with blocks precision-made by vibrating machine methods into required sizes; the blocks are cured in high temperature kilns, followed by a period of yard seasoning. After complete curing, bearing edges are precision ground to insure attainment of the full bearing of each unit and avoid reduction in the ultimate compression strength figured on each.


Compression is achieved by assembling the ground units on a precision makeup table in a horizontal position and prestressing with threaded tension rods placed in pre-formed grooves on the two edges of the floor or roof unit. Torque wrenches are used to measure tension on steel, so that all necessary reinforcement is taken care of and no additional placement of steel is required on the job.

Use of *Strestcrete* floor and roof slabs, which are laid in place by a crane, is said to permit simultaneous production of ceiling and floor, ready for almost immediate finishing, and to provide an immediate working platform for other craftsmen to start placing plumbing, electrical fixtures, etc., even while the space between slabs is grouted.

*Strestcrete* is reported to be practical for roofs in slabs that span up to 32 ft. Tongue and groove siding panels, which are attached to steel framework by welding, and floor and roof slabs come in various thicknesses from 3 to 12 in., assembled in widths up to 8 ft.


*Strestcrete* is patented by the Basalt Rock Co., which is currently licensing other concrete products manufacturers to produce *Strestcrete* Products throughout the United States and Canada. The company's plants are in Napa and Stockton, Calif., with main office in Napa.

*(Continued on page 176)*



At right, above: *Strestcrete* roof slab on home in Sacramento, where 2000 ft. of roof were laid in 3½ hrs. Above, at left: roof trusses with *Strestcrete* roof slabs in place waiting to be grouted. Panels are lifted into place by use of a crane and attached to steel framework for welding. No purlins are used. For roof construction, slabs that span 32 ft. are reported to be practical. Slabs and panels are assembled to specified dimensions

Below, left: assembled slab section being transported to stock pile. Slab is composed of machine-made units of either light or regular weight concrete secured together by prestressed steel. Below, right: panel of *Strestcrete* tongue and groove siding being placed by crane. Section spans 16 ft. 3 in., and is 6 ft. 8 in. high. Minimum of concrete grout is poured between slabs as a joist to cover steel and key slabs together





## MANUFACTURERS' LITERATURE

### Paint

*Engineered Painting.* New booklet on functional use of color takes up how "Engineered Painting" works with light to increase profits, helps put color planning on a sound, practical basis, provides paint-on-the-wall at least cost. Some of the points covered are: importance of knowing light intensities, reflective power of paint, reducing brightness contrasts, safeguards in choice of colors, facts about the quality of colored paints, safety at the machine, safety through piping identification. 25 pp., illus. U. S. Gutta Percha Paint Co., Providence, R. I.\*

### Waterproofing

*Exterior Waterproofing Manual.* Information on the specification, method and amount of application, costs and other pertinent data for an invisible, one-coat, Silicone masonry water repellent. Sections on all masonry materials such as brick, stucco and concrete cover the specific application procedures for the proper waterproofing of each. 29 pp., illus. Wurdack Chemical Co., 4952 Fyler Ave., St. Louis, Mo.

### Lighting Equipment

*Light — Cold Cathode, Slim Line, Designed Lighting.* Tabulates electrical characteristics of cold cathode and slim line lamps. Gives basic methods for calculating number of lamps to get desired illumination. Pictures open, covered (plastic or glass) and louvered fixtures for cold cathode and slim line lamps. 17 pp., illus. Marlou Lights, Inc., Fanwood, N. J.

*Gotham Architectural Lighting.* Catalog on trough-type fluorescent fixtures, *Downlites* and *Formlites* for overall and accent lighting. The *Fluor-O-Troughs* are designed for various locations and arrangements with provision for incandescent units; lenses, diffusing glass or louvers can be used. Downlites for use with incandescent lamps are shown in styles for general illumination or accent lighting. The Formlite is shown in four variations of its basic shape and in various mounting arrangements. Di-

mensions and wattages are given along with diagrams. 8 pp., illus. Gotham Lighting Corp., 548 W. 22nd St., New York 11, N. Y.\*

(1) *Creating the Spectacular*; (2) *Originals by Kurt Versen.* The first illustrates and describes a line of incandescent fixtures for accent and general lighting in department stores, showrooms, reception rooms, etc. Units are shown for spotlighting, high and low level illumination; several have adjustable control to spread the light as desired. The second is a portfolio of portable and pin-up lamps. 8 pp. and 12 pp., illus. Kurt Versen Lamps, Inc., Englewood, N. J.

### Wood Sealer

*Rez for Industrial Wood Finishing.* Report describing uses for and methods of applying a clear, synthetic resin sealer developed to make wood dimensionally stable, minimizing grain raise and promoting uniform finish. 8 pp., illus. Monsanto Chemical Co., St. Louis 4, Mo.

### Thermal, Acoustical Insulation

*Fiberglas Aerocor.* Describes qualities of blanket-like insulation made of superfine glass fibers. The blankets have a density of from 0.3 to 1 lb. per cu. ft., and come in thicknesses from 1/2 to 2 in. and widths from 18 to 72 in. Physical qualities and product specifications are tabulated. 8 pp., illus. Owens-Corning Fiberglas Corp., Toledo 1, Ohio.\*

### Fire Stations

*Fire Station Design.* A symposium of ideas, plans and sketches for better housing of fire fighting equipment and personnel, contributed by architects, fire chiefs and technical writers of the fire service. Contains drawings of approximately 35 one- and two-story fire stations in a wide range of sizes to meet almost any building appropriation. This is the second edition of a publication first issued two years ago. 36 pp., illus. Circ-Air Corp., 575 E. Milwaukee, Detroit 2, Mich.

### Attic Fans

*Attic Ventilation Code.* Second edition of this code has been rewritten to include new material such as: illustrations

of typical discharge openings, method of computing areas for attic fan discharge vents, and minimum air changes recommended for attic ventilation systems. Propeller Fan Manufacturers Assn., 2157 Guardian Bldg., Detroit 26, Mich.

### Wood Specifications

*Southern Pine Dimension — Its Properties, Grades and Uses.* Contains useful tables of joist sizes for various spans and grades, deflection limitations, rafter spans for various roof loads, data on built up girders and trussed rafters. Describes various grades and uses of Southern Pine Dimension (lumber of 2-in. nominal thickness) and discusses texture and properties, stress grading and seasoning. 12 pp., illus. Southern Pine Assn., New Orleans, La.

### Metal Framing

*Unistrut Catalog No. 500.* Detailed information on how to frame, hang and support electrical, plumbing and heating and air conditioning equipment. Shows variety of channels, clamps, brackets and fittings. Points up method of connecting channels that requires no welding, drilling, and provides complete adjustability. Pictures typical installations. 24 pp., illus. Unistrut Products Co., 1013 W. Washington Blvd., Chicago 7, Ill.

### Paging Systems

*Autocall Paging Systems.* Kit of information on time- and money-saving advantages of paging systems for manufacturing plants, offices, hospitals and institutions. Covers several sizes of bells, chimes, whistles, horns and various models of Autocall Central Sending Stations. The Autocall Co., Shelby, Ohio.\*

### Hardwood Insulation

*Avoid Cold, Damp Floors with Rubatex Insulation Hardboard.* Tells how basementless houses and similar structures can be insulated against condensation and heat loss with an insulation made of synthetic rubber containing individually sealed bubbles of nitrogen. Describes characteristics of product and contains detailed construction diagrams. Specifications are included. 6 pp., illus. Great American Industries, Inc., Rubatex Div., Bedford, Va.

### Kitchen Cabinets

*Kitchen-Kraft Customized Steel Kitchens (No. 45B).* Illustrates and gives dimensions of a complete line of steel cabi-

(Continued on page 190)


\* Other product information in Sweet's File, 1949



DE LUXE LIGHTING FROM AN INCONSPICUOUS SOURCE...

# LOW BRIGHTNESS

## DAY-BRITE ALUMINUM TROFFERS



### FUNCTIONAL...AND HARMONIOUS!

Day-Brite diffuse Alzak aluminum troffers provide extremely low contrast between light source and surrounding ceiling. That means smooth, *unobtrusive* lighting without glare . . . a fixture that lends subtle beauty to architectural treatments.

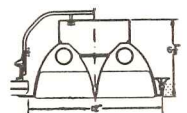
And! . . . the parabolic design provides *accurate control* of light distribution. Light weight, durable, easy to install and maintain . . . these Day-Brite aluminum troffers are setting the pace where premium lighting at economical cost is called for.

Right now . . . TODAY . . . write for descriptive Bulletin 20-B. Address Day-Brite Lighting, Inc., 5465 Bulwer Ave., St. Louis 7, Missouri. In Canada: Amalgamated Electric Corp., Ltd., Toronto 6, Ontario.

DISTRIBUTED NATIONALLY BY LEADING ELECTRICAL WHOLESALERS

### DAY-BRITE ALUMINUM RECESSED TROFFERS

For two 40-watt fluorescent lamps . . . single unit or continuous installations.



Snap-in type for Tee-Bar construction and flange type for acoustical or plaster ceilings. Wired with certified ballasts (ETL approved), sockets, and NO-BLINK type starters. Knockouts provided for feed connections. Louver assembly is supported by spring tension clips for easy removal and replacement without tools.

IT'S EASY TO SEE WHEN IT'S

**DAY-BRITE**  
*Lighting*

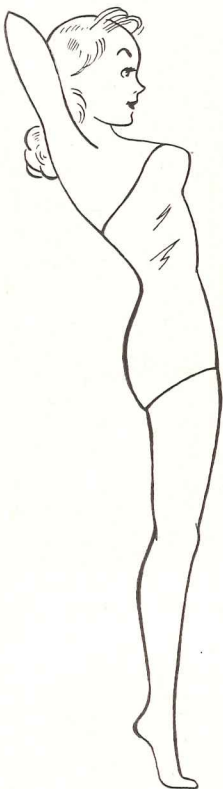



339



# FITZGIBBONS

## heats the big jobs!



## The famous Atlantic City Steel Pier has FITZGIBBONS "D" Type Steel Boilers

It is only fitting that the show place of the nation should be served by steel boilers of nation-wide fame for their outstanding fuel economy and reliable performance. With Fitzgibbons "D" Type steel boilers, the Atlantic City Steel Pier offers both comfort and pleasure, in January as well as June.

Big jobs call for big boilers—big in operational savings as well in capacity. In a growing proportion of today's large heating installations, the answer is Fitzgibbons.



***Fitzgibbons Boiler Company, Inc.***

101 PARK AVENUE, NEW YORK 17, N. Y.

Send me the "D" TYPE Boiler Catalog.

ARCH. REC.-AUG.

Name:.....  
 Address:.....  
 City:..... State:.....



## HEATING SYSTEMS FOR HOUSES (Continued from page 146)

### 2 — One-Pipe Steam Systems: Boilers and Controls

By William J. McGuinness

#### Boiler and Piping

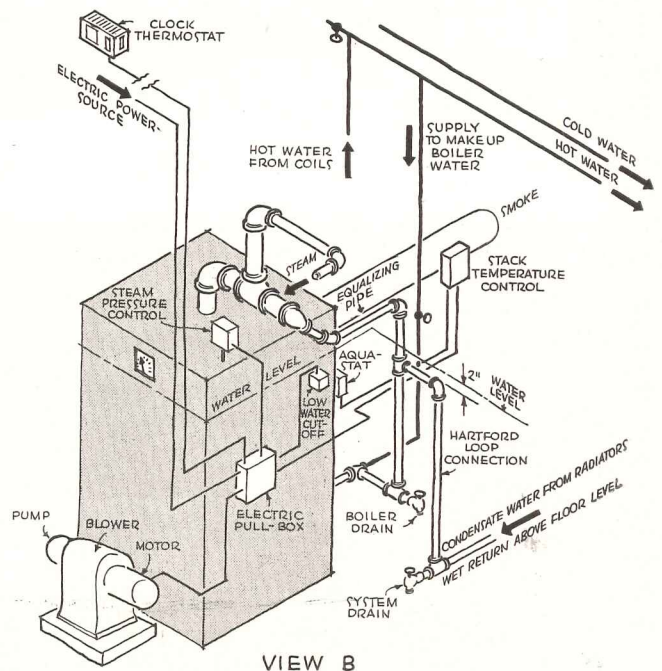
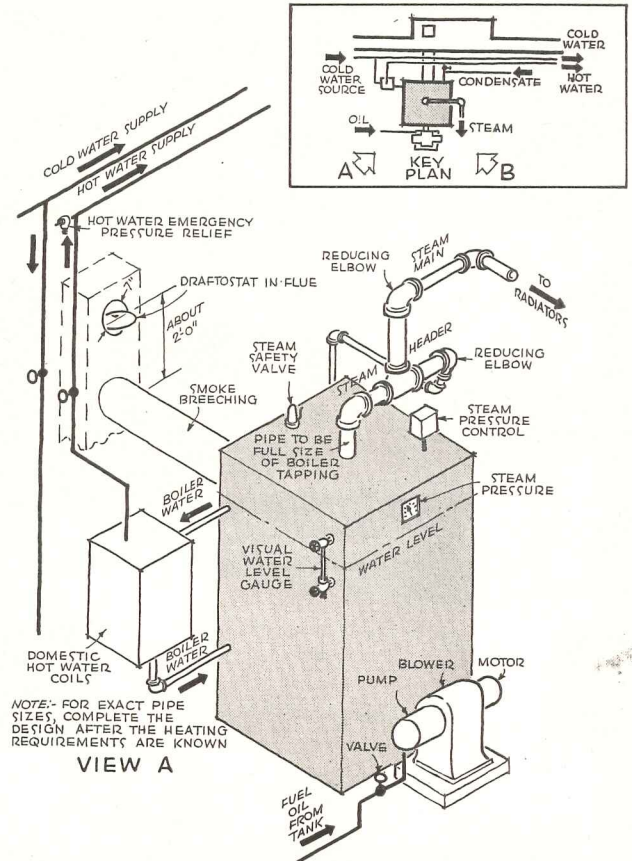
Selection of boiler depends on a number of things besides system capacity, including: whether the boiler is steel or cast iron; kind of fuel (oil, coal or gas); and whether or not generation of domestic hot water is included. Once these are decided, capacity should be calculated to include all radiation, allowance for domestic hot water, and allowances for pickup from a cold start and for loss in pipes. Manufacturers' recommendations should be consulted. Black iron pipe is most common and covering should be provided for mains, runouts and risers in exterior walls. Return lines are not usually covered. The boiler should be well insulated.

Domestic hot water can be produced by coils in a unit adjacent to the boiler as shown here, or by submerged coils within the boiler (both producing continuous flow of hot water); or smaller coils can be used to supply a storage tank for intermittent use. The former method is now the more popular.

#### Controls

In this system, valves at radiators must be fully open or fully shut. A small opening will cause hammering between steam and condensate. The **pressure control** shuts off the oil burner when steam pressure becomes excessive. High steam pressure will also operate the spring-loaded **safety valve** and afford a mechanical relief. The **aquastat** is adjustable to maintain boiler water at a temperature high enough to produce domestic hot water. It will turn the oil burner on and off to accomplish this. An additional advantage of this control is that when heat is called for the boiler water has a start and need not be heated up from a very low temperature. The **clock thermostat** turns the oil burner on and off to maintain an optimum temperature in the heated space. The clock attachment changes this temperature between day and night. The **low-water cutoff** will stop the fire if the boiler water level drops, saving the boiler from burning out. The **stack temperature control** will stop the oil pump and blower if the burner has failed to ignite within a time limit. The **oil burner switch** at the head of the basement stairs will cut off the system when a shut-down is desired.

(Continued on page 153)



TYPICAL OIL-FIRED BOILER  
FOR A ONE-PIPE STEAM SYSTEM



*Specify*

**METLWAL**

*Smart, distinctive*


**PANELING**

*of enduring beauty!*



UPPER: LUCY WOOD CAFETERIA  
ATLANTA, GA.

LOWER: RICE & MILLER COMPANY  
BANGOR, ME.



# It's the **BUY-WORD** for Modern Construction!

DESIGN opportunities *unlimited*—that's what revolutionary new Metlwal Paneling gives you! Smart, modern show rooms that crackle with sales appeal. Traditional designs for restaurants that create a mood of good living. Soft, restful paneling for institutions. Metlwal Paneling helps you plan any of these and hundreds of other beautiful interiors! You have your choice of a wide variety of *natural, life-like* wood reproductions and beautiful pastel shades for harmonious good taste!

Famous for its *low erection costs*, Metlwal Paneling is installed easily and quickly. It can be applied directly to wood studding or masonry walls with an exclusive, continuous clip. It saves time and money by eliminating the use of plaster in new construction. All parts and panels can be cut to fit *on the job*. Only a few standard parts from warehouse stock!

WRITE TODAY for your free copy of our latest catalog, A-8, containing Metlwal specifications, drawings and installation photographs. See how long-wearing, easily-maintained Metlwal gives you a full rein in planning distinctive interiors. Address: MARTIN-PARRY CORPORATION, Toledo 1, Ohio.

*DESIGNED FOR INTERIORS OF EVERY TYPE*

**THEATERS:** Lobbies, foyers, existing offices, powder rooms, smoking rooms, auditoriums

**INSTITUTIONS:** Existing offices and wards, corridors, kitchens, dining rooms, operating rooms

**SERVICE STATIONS:** Sales rooms, rest rooms, lubricatorium, offices, counters, displays

**FACTORIES:** Medical rooms, cafeterias, reception rooms, conference rooms, existing offices, washrooms, displays

**HOTELS:** Kitchens, corridors, rest rooms, lobbies, grills, dining rooms, cocktail rooms

*USED IN THOUSANDS OF INSTALLATIONS*

69 Years of service



**METLWALS**

ALL-FLUSH  
PANELING  
MOVABLE  
PARTITIONS

ENGINEERING AND ERECTING SERVICE AND  
WAREHOUSE STOCKS FROM COAST-TO-COAST



## HEATING SYSTEMS FOR HOUSES

### 3 — One-Pipe Steam Systems: Mains and Returns

By William J. McGuinness

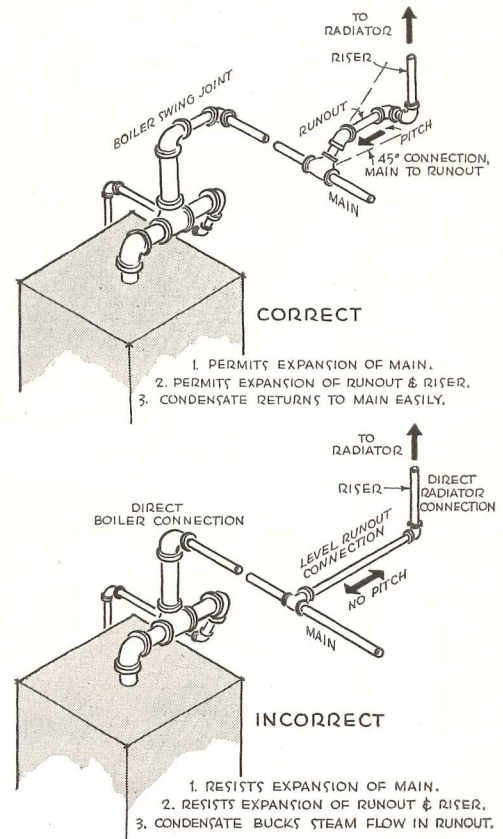
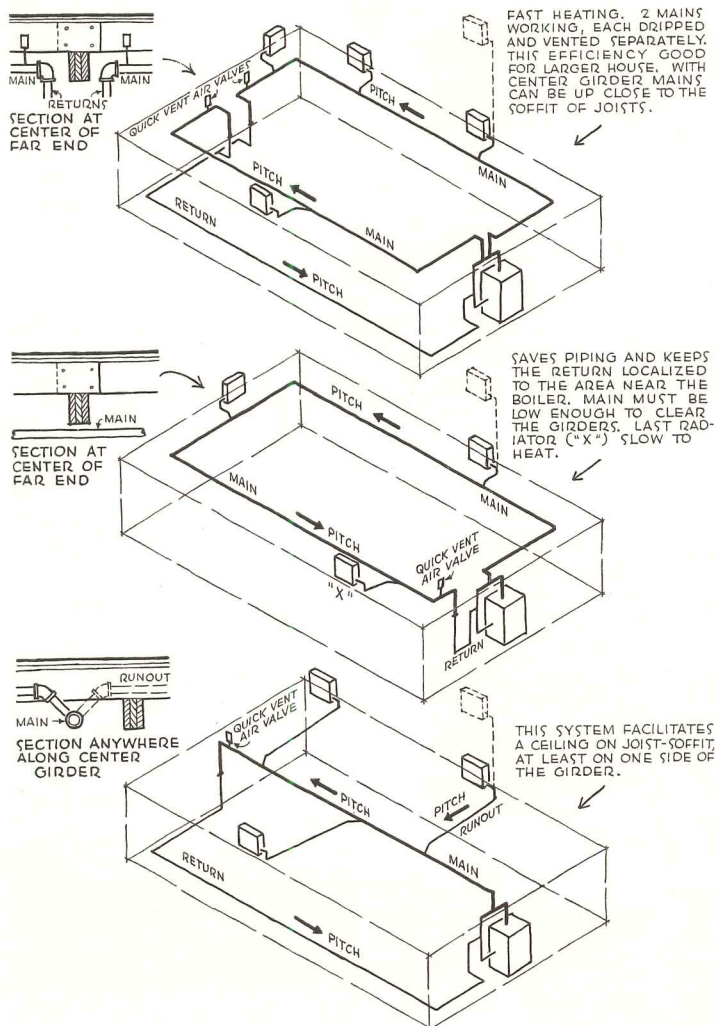
(Continued from page 151)

#### GENERAL NOTES

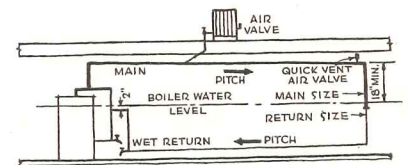
Pitch mains, returns, and radiator runouts  $\frac{1}{2}$ " in 10 ft. Main changes to return pipe size by a reducer, below boiler water level. Quick vent air valves must be at least 15" away from the vertical drop at end of mains. To prevent boiler water backing into return, a Hartford loop connection should join the return with the equalizing pipe 2" below boiler water level. Quick vent valves should be placed as high as possible by extending them above the main. It is preferable to connect the supply end of the main to a horizontal header instead of by a vertical pipe to the boiler. Basement radiators are possible only above boiler water level, if drained to a wet return.

#### SUGGESTED MAIN LAYOUTS

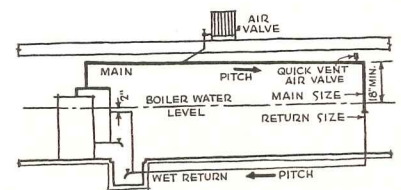
For small rectangular houses with center girder



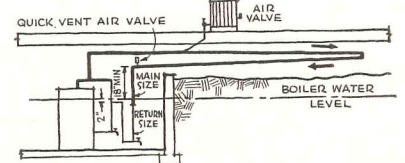
#### CORRECT AND INCORRECT BOILER AND RADIATOR CONNECTIONS



Usual type; can follow cellar wall near floor.



When return cannot be visible it may be buried in or below slab; coat outside of return with asphaltic paint; do not put return in water-bearing soil or cinders. Pit is required if system is to be drained.



Space limitation may necessitate dry return; do not connect radiator runouts to it unless it is as high as main. Note position of quick-vent valve and minimum height of return above boiler water level.

#### REASONS FOR THREE KINDS OF RETURN



## NEWS FROM CANADA

### Construction Sky Clear

Speaking recently in Windsor, Ontario, President Allan C. Ross of the Canadian Construction Association said, "We are in the fortunate position of being able to present a much more optimistic picture than that now being reflected in our great neighbor immediately across the river. While several economic indicators in the U. S. have taken a downward trend, including construction activity, Canadian conditions have remained comparatively stable and all indicators point to the maintenance of a high volume of construction."

Mr. Ross drew attention to the fact that contracts awarded during the first five months of 1949 amounted to \$386 million compared with \$349 in the same period last year. One of the most encouraging features is that the largest dollar gain has been recorded in the field of industrial construction. "There is currently no evidence," he declared, "to suggest that there should be any revision in the record program of investment which was forecast for 1949 at the beginning of the year."

In addition to the maintenance of a high volume of building, the C.C.A. head cited other bright spots. Material supplies continue to improve, thus reducing costs due to delays in delivery. Offsetting this reduction has been the insistence of labor in many areas of further wage increases. Material costs have been holding fairly steady. The net result is that it now appears that construction costs this year are levelling off and will not likely be much higher than they were towards the end of 1948.

### Slide Continues in May

Despite the cheery optimism of Mr. Ross (see above), there's considerable brow-furrowing and head-scratching among members of the building fraternity because of an unexpected decline in contract awards. Beginning in April, it has carried into May, narrowing the margin of this year's earlier gain over last to \$37 million.

May awards totalled \$106 million, topping the hundred million mark for the third time in history. But, as Maclean Building Reports points out, this sum is well below the all-time record set in May, 1948, when contracts amounting to \$140 million were let. All classifi-

(Continued on page 156)



PULL UP A CHAIR...


and let **Wood**  
tell its story!

There's a *comfort reason* for using wood windows! Sit close to one on a winter day . . . feel how the natural insulating qualities of wood help create comfort by resisting the transmission of cold. In summer you can *feel* that wood windows do not "heat up" readily.

Ponderosa Pine is an ideal wood for windows. Smooth, even-grained, it provides an excellent bonding surface for all finishes. Its low thermal conductivity discourages condensation, resulting in fewer decorating bills. As Ponderosa Pine is a workable material, its use in windows provides maximum flexibility of styling and design combinations. Ponderosa Pine windows are now available, treated at the factory with a scientific wood preservative process. This treatment is in accordance with high industry standards and adds still more years to the long life of wood. Ponderosa Pine Windows are available in modular standard sizes in a wide variety of styles.

for friendly living

**Ponderosa Pine**  
**WOODWORK**



Mail the coupon for "Today's Idea House"—32-page Booklet—full of photographs showing how Ponderosa Pine windows, doors and frames create more convenient, more comfortable living.

Ponderosa Pine Woodwork  
Dept. SAR-8, 38 S. Dearborn St.  
Chicago 3, Illinois

Please send me a copy of "Today's Idea House."  
(Please print.)

Name .....

Address .....

City ..... Zone ..... State .....




IT'S A CASE OF  
*Quality...*



View of Drexelbrook, Drexel Hill, Pa. Architect: James G. Ludwig, West Chester, Pa. Builders: Daniel G. Kelly and Fred P. Meagher, both of Upper Darby, Pa.

## ...with 1,223 Personalized heating systems



1,223 APARTMENTS at Drexelbrook are equipped with Bryant *Personalized Heating*. Shown are the Bryant Model VS-304 Winter Air Conditioner and Bryant *Red Seal* Automatic Gas Water Heater in closet installation. 50 community laundries also are equipped with Bryant Water Heaters.



Let the pup be furnace man  
... and water boy, too!

# bryant

AUTOMATIC HEATING

BRYANT HEATER DIVISION  
AFFILIATED GAS EQUIPMENT, INC.  
Cleveland, Ohio • Tyler, Texas

New evidence of the ever-increasing acceptance of *Personalized Heating* for apartments comes from Drexelbrook, where the Bryant name plate appears more than two thousand times.

This 137-acre wonderland of garden-style apartments is one of the largest and most modern developments of its kind in the world. It is a product of far-sighted planning that provides unsurpassed comforts and conveniences for its occupants.

Bryant *Personalized Heating* stands high on the list of tenant advantages at Drexelbrook. Each family enjoys *independent, automatic control* of all heating in its own home. Living areas are never overheated, never underheated. There is always plenty of hot water on tap—at the temperature desired by the user; for each family has

its own *individual* hot water service.

Aside from its advantages for occupants of multi-family housing, Bryant *Personalized Heating* also provides these advantages for *management*:

*Personalized Heating* is maintained at low cost; large staffs of janitor-firemen or heating maintenance men are unnecessary and, in most cases, a single custodian is master of *allequipment*. Service or repair, if necessary, is entirely local, handled within a period of minutes and at *minimum* cost. Waste heat is virtually eliminated, and there are few, if any, tenant complaints.

These advantages of Bryant *Personalized Heating* benefit *all* who finance, invest in, build or manage multi-family housing. Ask the Bryant Distributor nearest you to tell you the complete story.

### "AN AID TO CONSTRUCTION"

says the Drexelbrook construction team, DANIEL G. KELLY, Realtor, and FRED P. MEAGHER, Builder

"Bryant *Personalized Heating* aids construction by affording tremendous space savings. This outstanding equipment provides the same advantages in heating for apartment dwellers as those enjoyed by occupants of individual homes."





A Shower Cabinet designed especially for...

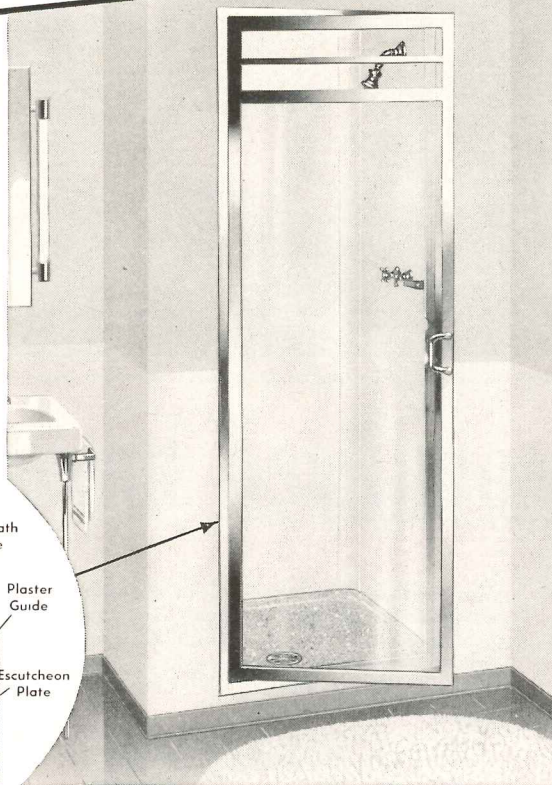
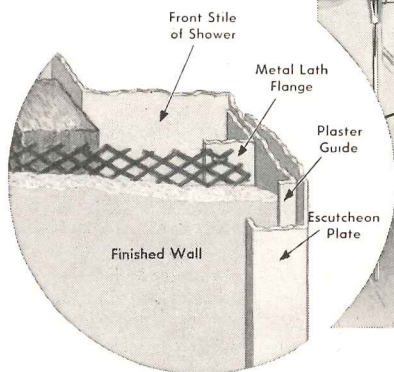
bathrooms



**FIAT**

Cadet Built-in Model  
No. 19-B

Below, view showing lath and plaster construction of door opening.



Here is a moderate cost shower cabinet that is perfectly suited for bathroom installation. The Built-in Cadet shower is completely recessed behind the wall material of the bathroom. Joint around the door opening is covered by the Fiat escutcheon that frames the door and gives a smart trim finish.

Installed cost is considerably less than a built-up tile shower and is considered by many builders as superior in appearance. It makes a permanent water tight installation, will not crack and develop leaks with settling of the building, as often occurs when mortar joints are depended upon for watertightness.

Standard equipment includes metal top and chromium plated dome light.

An important feature is the reversible side panels, valves can be installed on either side without special drilling.



*GIVE THE BUILT-IN CADET SPECIAL CONSIDERATION FOR YOUR NEXT HOUSE; IT CAN BE MADE A STRONG SALES FEATURE.*

**FIAT METAL MANUFACTURING COMPANY**  
Chicago 13, Ill. Long Island City 1, N. Y. Los Angeles 33, Calif.

In Canada—Fiat showers are made by Porcelain and Metal Products, Ltd., Orillia, Ontario

## NEWS FROM CANADA

(Continued from page 154)

cations were down in what is traditionally the highest month of the year. Volume to date is \$386 million.

### Building Products Star

Construction materials, including plumbing and heating equipment, were featured at the second Canadian International Trade Fair, officially opened in Toronto on May 30 by U. S. Secretary of Commerce, Charles Sawyer.

One Swedish, two British and nine Canadian firms were among the new exhibitors. The Swedish display included a model house illustrating radiated and contract air heating, and the British show was composed of spray guns, blowers, vacuum equipment, motor speed regulators, wallpapers, vitreous enamelled steel fittings, window and door frames of pressed steel, as well as other specialties.

The Canadian exhibits covered kitchen equipment, fireplaces, furnaces, septic tanks, weatherstripping, water distribution systems for farms, factories and golf courses, circulation and conditioning equipment, fibreboard sheathing, plywood products, insulating materials, and prefabricated aluminum houses. As in the case of the first Fair, Czechoslovakia, India and Yugoslavia were also represented in the construction section.

### 35,000 Helped To Own

Making mortgage loans is a major function of our insurance, loan and trust companies. Last year, reports the Financial Post, the funds they advanced helped 35,000 families realize their aspirations for home ownership. This represented about four out of every 10 houses started in the Dominion. The loans took \$150 million from the companies' tills and equalled all other types of mortgage payments combined. Together, they pushed the lending institutions' stake in Canada's real estate future to a new high of \$840 million.

### Prefabs Go To Newfie

One hundred houses have been ordered from Canadian Prefabrication, Inc., Quebec, by Central Mortgage and Housing Corporation for erection in Newfoundland, Canada's new province. The first shipment of thirty 6-room 2-story dwellings has already been made.

Of modified Cape Cod design, these prefabs are 25 by 24 ft. in area. They employ a combination panel-precut system, and have exterior walls faced with aluminum sheeting.





**HE'S UNDER IT-  
HE'S OUT!**



**ALZAK**

**LOOK FOR THIS NAME**

It identifies aluminum reflectors made extra bright that won't chip, spall, or peel. Clean them regularly and they will last indefinitely. Leading manufacturers make Alzak reflectors in standard shapes and sizes, in specular and diffuse finish.

Fifty-five feet above left field, this baseball's an easy mark for the fielder's eye. This unretouched picture was taken under actual night playing conditions. It proves the exceptional efficiency and lighting control possible with Alzak reflectors of Alcoa Aluminum.

Think of your own lighting. You sink a lot of money into wire, fixtures and current. It's uneconomical to install a poor reflector when Alzak reflectors can give you high lighting efficiency. ALUMINUM COMPANY OF AMERICA, 1474H Gulf Building, Pittsburgh 19, Pennsylvania.

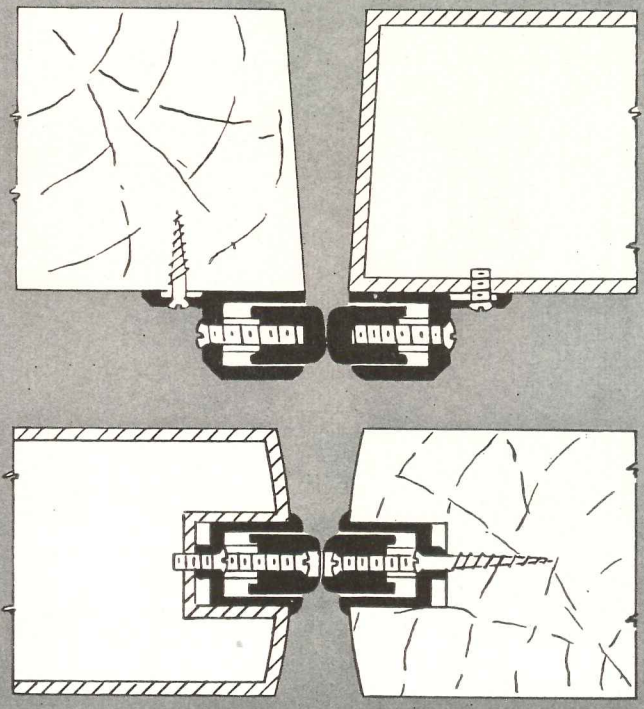
**ALZAK REFLECTORS**  
**OF ALCOA ALUMINUM**



*made by  
Leading Lighting  
manufacturers*



# MICHAELS Astragals



Write today for information and prices on Michaels Adjustable Astragals. Made of extruded bronze, aluminum or nickel, they are simple, practical, rugged, easily installed and adjusted, and available in several styles. Two are shown above. Type A (top illustration) may be applied to either wood or hollow metal bevel doors. Also used as a stop bead. Type E (lower illustration) is for bullnose hollow metal or wood double doors. Both types may be used at the bottom of doors. Michaels Astragals help keep doors closed tightly . . . eliminate drafts and air currents . . . keep out dirt and dust. Write for details. Astragals are only one of many items in the Michaels line. So whatever building product you need, if it's made of metal, we may have it or can make it.


### MICHAELS PRODUCTS

- |                                 |                                   |
|---------------------------------|-----------------------------------|
| Bank Screens and Partitions     | Astragals (adjustable)            |
| Welded Bronze Doors             | Stair Railings (cast and wrought) |
| Elevator Doors                  | Wrought and Cast Radiator Grilles |
| Store Fronts                    | Grilles and Wickets               |
| Lettering                       | Kick and Push Plates              |
| Check Desks (standing and wall) | Push Bars                         |
| Lamp Standards                  | Cast Thresholds                   |
| Marqueses                       | Extruded Thresholds               |
| Tablets and Signs               | MI-CO Parking Meters              |
| Name Plates                     | Museum Trophy Cases               |

The MICHAELS ARTS BRONZE CO., INC., 234 Scott St., Covington, Ky.  
Member of the National Association of Ornamental Nonferrous Metals Manufacturers

## THE RECORD REPORTS

(Continued from page 22)



Julius Shulman Photo  
Richard J. Neutra

### A.I.A. CHAPTER AWARDS

Winners of the Tenth Honor Award Competition of the Southern California Chapter, A.I.A., have been announced. Richard J. Neutra won the Distinguished Award for his design of the Edward J. Kaufman residence. Recipients of the Honor Award were Walter Wurdeman and Welton Becket for their entry, the Western Home Office of the Prudential Life Insurance Company of America. Mr. Neutra also received an Honor Award for his design of the Aloe Medical Supply Building.

Creditable Mention went to William F. Cody; Gruen and Krummeck; Parkinson, Powelson, Briney, Bernard and Woodford; and Ralph Soriano for three of his entries.



Julius Shulman Photo  
Welton Becket and Walter Wurdeman

### SURVEY PLANNED

A. Whitney Murphy, Architect, of Butler, Pa., has undertaken a five-month survey of the extent and need for city planning in American cities under 50,000 population. The survey will be

(Continued on page 160)



# TRANE



## Squeeze discomfort right out of the air—with UniTrane

UniTrane air conditioning removes excess *moisture* from the air as well as excess *heat*.

On a hot, rainy day, UniTrane clears the air of extra moisture in a hurry. The Type MC UniTrane unit illustrated below will remove as much as *ten gallons* of water from the room air during a 24-hour period.

UniTrane is not just a new system. It is a new kind of air conditioning. Each room has its own compact, under-the-window unit. Units are designed for temperature control, moisture control, ventilation control. All air is filtered.

No ducts are needed. Just simple piping, like a hot water system. You circulate hot water in winter, chilled water in summer. It's as simple as that.


With UniTrane you can *budget* your installation. A zone, a floor, or even just a room at a time can be conditioned, after the basic source of hot water and chilled water has been established.

Read "Merely a Matter of Air" for *non-technical* information about UniTrane. For professional data, see DS-420. These bulletins may be secured through the Trane sales office in your area, or direct from the factory.

### THE TRANE COMPANY...LA CROSSE, WIS.

Manufacturing Engineers of Heating, Ventilating and Air Conditioning Equipment — Unit Heaters, Convector-radiators, Heating and Cooling Coils, Fans, Compressors, Air Conditioners, Unit Ventilators, Special Heat Exchange Equipment, Steam and Hot Water Heating Specialities . . . IN CANADA, TRANE COMPANY OF CANADA LTD., TORONTO.

The revolutionary Type MC UniTrane unit shown here has two circuits in one compact cabinet. One circuit controls ventilation and moisture. The other controls room temperature. Now you can have perfect year-around air conditioning in multiroom buildings without using ducts.








GENERAL PETROLEUM BUILDING, LOS ANGELES, CALIFORNIA

# for an Harmonious Blend

**SEAPORCEL PORCELAIN ENAMEL WAS SELECTED**



Topping this new magnificent building is an installation of over 24,500 square feet of Seaporcel Porcelain Enamel . . . yes, virtually 30 tons of this mechanically fastened material of permanence and beauty.

Matching the varied shades and textures of this structure's terra cotta exterior, lightweight Seaporcel Porcelain Enamel completes in perfect harmony the impressive dignity of this distinctive new building.

Holes to accept letters and Pegasus figures were burned in by gas torch on the job after porcelain enamel was erected.

**FOR JOBS LARGE OR SMALL  
SEAPORCEL IS PRACTICAL • EASILY CLEANED  
DURABLE • ECONOMICAL • FIRE RESISTANT**

*Write today for catalogue showing application and current jobs.*

## **SEAPORCEL METALS, INC.**

*Formerly Porcelain Metals, Inc.*

28-06 BORDEN AVENUE, LONG ISLAND CITY 1, N. Y.

Complete A. F. of L.-Metal Fabricating & Enameling Shop

West Coast Representative: McFarland & Co., 1206 West 7th Street, Long Beach 13, Calif.



\*Reg. U. S. Pat. Off.

# Seaporcel

Member Porcelain Enamel Institute, Inc.

## THE RECORD REPORTS

*(Continued from page 158)*

executed with funds provided by an Edward Langley Scholarship Grant of the A.I.A. and a William Wirt Winchester Fellowship conferred by the Yale University Department of Architecture in 1941. Mr. Murphy's research will be conducted with the cooperation of Walter A. Taylor, director of education and research of the A.I.A.

### PRODUCT LITERATURE AWARDS

The 32 winners of Certificates of Merit in the recent products literature competition, sponsored by the A.I.A. and the Producers' Council, have been announced at a dinner addressed by Harold R. Sleeper. Entries in the contest, which was the first of its kind, were limited to direct-mail literature directed to architects and were judged on the basis of description of products best serving the requirements of the architectural profession. Members of the Jury of Award, which was headed by Mr. Sleeper, were: Francis F. Bulfinch, F.A.I.A.; Harry G. Stewart, A.I.A.; James M. Ashley, of Libby-Owens-Ford Glass Co.; Alex F. Osborn, of Batten, Barton, Durstine & Osborn and H. Judd Payne, Publishing Director, F. W. Dodge Corp.

### ILLINOIS OFFICERS

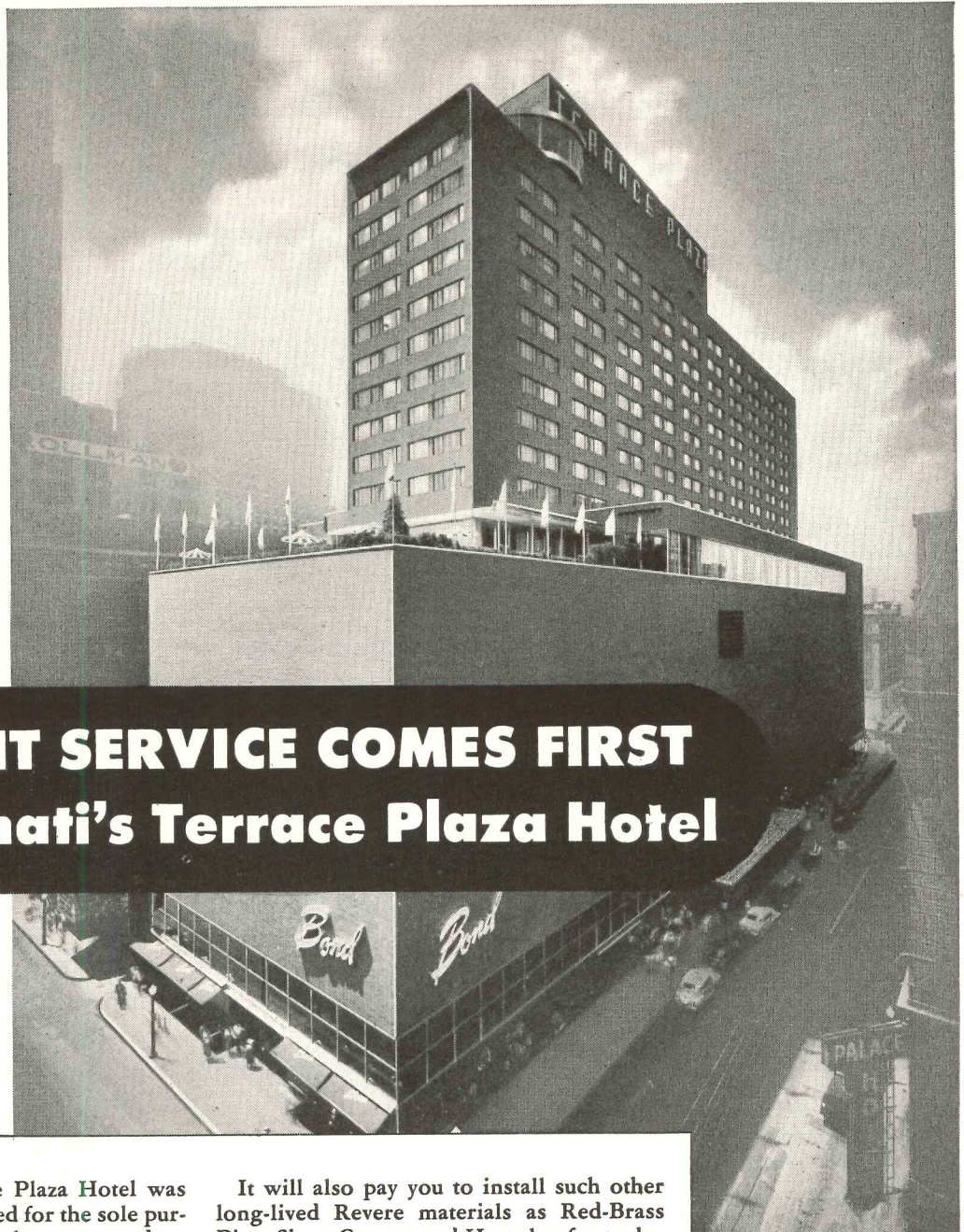
Officers and directors were elected at the 52nd annual meeting of the Illinois Society of Architects. Named directors of the organization were: William Campbell Wright, William Paul Fox, Stanley D. Anderson, Sigurd E. Naess, Elmer C. Carlson and Kenneth A. McGrew. F. M. Bernham was reelected president of the Society; Benjamin Franklin Olson was elected first vice president; Edgar D. Martin was named treasurer and Nathaniel Koenigsberg, secretary.

### FRENCH CAMPAIGN

The last week of June was designated "La Semaine de la Plus Belle France" (More Beautiful France Week). Sponsored by the Commissioner General of Tourism and the Urban and Rural League, the campaign to beautify the countryside was carried out by repainting, redecorating and cleaning, landscaping roads, removing unsightly advertisements and by cleaning the approaches to neglected monuments. Contests were held and prizes given for

*(Continued on page 162)*





## EFFICIENT SERVICE COMES FIRST in Cincinnati's Terrace Plaza Hotel

*135,000 pounds of Revere Copper Water Tube insure efficient service from the Terrace Plaza's hot and cold water lines and air conditioning system.*

Cincinnati's new Terrace Plaza Hotel was "conceived and constructed for the sole purpose of rendering guests the most modern conveniences known to science and the ingenuity of man." Every detail of construction was selected for its ability to provide the finest service.

Consequently, Revere is particularly proud that 135,000 pounds of Revere Copper Water Tube were used in the hot and cold water lines and air conditioning system of this carefully-planned hotel.

Revere hard temper tube is furnished in straight lengths of 12 feet and 20 feet. Revere easy-bending soft temper tube is available in straight lengths or long coils. All Revere Copper Water Tube is stamped at regular intervals with the Revere name and the type. These marks are more than identification—they are your assurance of full wall thickness and the close dimensional tolerances so essential for tight soldered joints.

It will also pay you to install such other long-lived Revere materials as Red-Brass Pipe; Sheet Copper and Herculoy for tanks, ducts, pans and trays; Dryseal Copper Refrigeration Tube (dehydrated and sealed); Copper oil burner, heat control and capillary tubes.

Revere materials are handled by Revere Distributors in all parts of the country. The Revere Technical Advisory Service is always ready to serve you. Call your Revere Distributor.

# REVERE

## COPPER AND BRASS INCORPORATED

*Founded by Paul Revere in 1801*

230 Park Avenue, New York 17, New York


*Mills: Baltimore, Md.; Chicago, Ill.; Detroit, Mich.; Los Angeles and Riverside, Calif.; New Bedford, Mass.; Rome, N. Y.—Sales Offices in Principal Cities, Distributors Everywhere.*

**TERRACE PLAZA HOTEL**  
Cincinnati, Ohio

*Skidmore, Owings & Merrill—Architects; Jaros, Baum & Bolles—Engineers; Frank Messer & Sons, Inc.—General Contractor; E. J. Nolan Corp.—Plumbing and Heating Contractors; Carrier Corporation—Air Conditioning and Refrigeration; Mutual Manufacturing & Supply Co.—Revere Distributor.*



## A Long Life for floors ... with TERRAZZO



## Life-long beauty in Terrazzo with ATLAS WHITE CEMENT

**Terrazzo makes an ideal floor.** It long withstands the traffic of countless feet. Its beauty is ever new. The warmth of colors and beauty of patterns available in Terrazzo floors, made with a matrix of Atlas White Cement, will endure through years of severest service.

Outstanding in both uniformity and whiteness, a matrix of Atlas White Cement shows color-pigments and aggregates at their best, whether in contrast or blend. An infinite variety of rich color tones and shadings is possible... not only in Terrazzo, but in Stucco, Cement Paint and Architectural Concrete Slabs.


Atlas White complies with ASTM and Federal specifications. It has the same advantages when used for concrete. Cleaning is easy, and maintenance costs stay low.

**For further information** on the uses of Atlas White Cement, see *SWEET'S Catalog, Section 4B/3 and 13C/5*, or write to Atlas White Bureau, Universal Atlas Cement Company (United States Steel Corporation Subsidiary), Chrysler Building, New York 17, N. Y.

AR-T-15

FOR BEAUTY AND UTILITY  
**ATLAS WHITE CEMENT**

FOR TERRAZZO, PAINT, SLABS, STUCCO



NBC SUMMER SYMPHONY—Sponsored by U. S. Steel Subsidiaries—  
Sunday Evenings—June to September

## THE RECORD REPORTS

(Continued from page 160)

the best picture by a school child illustrating the "Ten Commandments for a More Beautiful France," for the most beautiful farmhouse, best floral decoration on a building facade and for the most beautifully landscaped side road.

### BRONX HOUSING

Gun Hill Houses, a project of the New York City Housing Authority, have been put under construction and will accommodate 733 families upon completion late this year. Architects for the project are Alfred Hopkins & Associates.

The houses, which will cost \$6,840,000, are situated on an eight-acre site on one of the highest points in the Bronx. The development will consist of six 14-story apartment buildings housing an estimated population of 2,500.

Like other projects in the Housing Authority's \$200,000,000 public housing program, Gun Hill Houses will have a higher standard of design than other low-rent developments. Average rents will be \$16 to \$18 per room and typical units will be from three to five rooms.

The buildings are being constructed of reinforced concrete and faced with contrasting red brick.



### PROJECT GIFT

A gift of \$16,500 for the price of a lot and construction costs of a model home has been given to students of the University of Southern California School of Architecture. The money for the home-building project was donated by the California Federal Savings and Loan Association.

The home was designed by four senior architectural students as part of a class project and plans call for 1400 sq. ft. for the building. Livability in combination with functional and economical

(Continued on page 164)



# Everybody's talking about the Beautiful *Modine* CONVECTOR

NEW . . . Convenient Air Venting that's out of sight, yet instantly accessible.

NEW . . . Dual-Purpose Damper — for finger-touch temperature control — conceals outlet grille.

NEW . . . 5-Second Removable Front for faster installation . . . easier cleaning.

NEW . . . Snap-in Lower Grille conceals piping, simplifies floor and carpeting treatment. Optional.

ALL-COPPER Heating Unit gives you high capacity, great durability.

CUTAWAY VIEW OF MODINE TYPE F CONVECTOR.

Design and Mechanical Patents Pending

## BIGGEST NEWS IN CONVECTOR RADIATION HISTORY!

THAT's the new Modine Convector. For new construction or remodeling, its entirely new features make it the *better* way to heat apartments, homes, schools, offices or hospitals. Choose from four types, many sizes, for one- and two-pipe steam and hot water systems. For the full story, call your Modine Representative. He's listed in the "Where-to-Buy-it" section of your phone book. Or write direct. Modine Mfg. Co., 1510 Dekoven Avenue, Racine, Wisconsin.

Send for New Modine Convector Catalog Today!  
Special 1-Pipe Steam Convector Bulletin Also Available.



# Modine CONVECTORS

R-1025



## THE RECORD REPORTS *(Continued from page 162)*

factors were the keynote of the design. The students studied costs and materials before making final plans and will visit the project frequently to study steps of the construction.

When completed the home will be put on exhibit and will be visited by the public and by students in landscape design. Profits from the sale of the house will be turned over to the School of Architecture for a research fund.

Details of the home include a combination den and guest room, living room with beamed ceilings and a series of rooms fronting on colorful gardens.

### ENGINEERS AWARD

John P. Riley, Director of Development for the New York City Housing Authority, has been presented with the first annual award of the New York Association of Consulting Engineers at

a ceremony attended by city officials, housing officials and leading engineers at the Architectural League.

### TWO-HOUR HOUSE

A house called the "Terrapin" by its designer, a New Zealand engineer, has been developed, which is particularly adapted to the housing of migratory workers and other temporary uses.

Recently demonstrated near London, England, the house was erected in two hours' time and contained a living room, two bedrooms, kitchen and a bath.

Erection involves lifting the house from a truck onto metal piers, opening the sides out on hinges, letting down the floors onto metal supports, rolling the roofs out of slots in the main roof and screwing in the bolts.

### HOUSTON EXPOSITION

A record exhibition and entertainment program have been scheduled by the Houston Construction Industries Exposition for its second annual presentation, Sept. 25-Oct. 2. Special features of this year's exhibit will be the expansion of the Apprentice Training Program, displays of "on the job" working methods by all 10 of the building crafts and three miniature homes designed by Architect Wyatt Hedrick.

### ATOMIC AGE DESIGN


Arthur Emerson Burton, instructor at Iowa State College Department of Architecture and associate engineer of the U. S. Atomic Energy Commission, has received a \$1500 Langley Scholarship from the A.I.A. for research on atomic age architecture, it has been announced by Edmund R. Purves, executive director of the A.I.A.

Mr. Burton will carry on research during the academic year on the problems involved in design of laboratory buildings and equipment devoted to atomic energy studies. He will make reports on his findings, the first of which is scheduled to be a complete bibliography of published data on laboratories, both domestic and foreign, since 1939. The second report will be a glossary of definitive terms which must be used by architects in interpreting information about special laboratory design. The third will be a general summary of information obtained from Mr. Burton's scheduled visits to about 15 laboratories.

Other reports planned by Mr. Burton include papers on the actual design and construction of such special laboratory arrangements as walk-in hoods, "can-

*(Continued on page 166)*

## Reasons Why it Pays to Insist on KINNEAR ROLLING DOORS



### The Interlocking Steel Slat Door *was originated by Kinnear!*

KINNEAR ROLLING DOORS feature the famous interlocking steel-slat curtain that brings highest efficiency to service openings of every type. With smooth, easy coiling upward action, they glide out of the way overhead, safe from damage.

All surrounding wall and floor areas are fully usable at all times. Materials can be stored within an inch or two of the door curtain, on either or both sides, without impeding its action.

The tough, all-steel construction gives Kinnear Rolling Doors longer service life, cuts maintenance costs, assures extra resistance to weather, wear, fire and intrusion.


For added ease and speed of operation, Kinnear Steel Rolling Doors can be equipped with Kinnear Motor Operators. Pushbutton controls may be used at any number of convenient points, if desired.

Kinnear Rolling Doors are built to fit any opening, in old or new construction. Manual, chain, or crank operation available where advantages of motorized doors are not required. Write for the Kinnear Catalog, or for recommendations on specific needs.

### The KINNEAR Manufacturing Co.

FACTORIES: 1860-80 Fields Ave., Columbus 16, Ohio; 1742 Yosemite Ave., San Francisco 24, Calif.

Officers and Agents in Principal Cities



The husky Kinnear Motor Operator, controlled by pushbutton, permits you to raise, lower or stop the door from any number of points.

SAVINGWAYS  
IN  
DOORWAYS

**KINNEAR**  
ROLLING DOORS





## Pittsburgh Steeltex Floor Lath

gives you both

### *Form and Reinforcement*

The placing of floors moves swiftly, smoothly and at a big saving in time and material with Pittsburgh Steeltex Floor Lath. This combination of form and reinforcement for concrete and gypsum floors and roofs eliminates the need for slow, costly form-work.

Pittsburgh Steeltex Floor Lath is a combination of a uniformly spaced welded wire mesh laced to a waterproof cord-reinforced backing. The lacing wires are crimped to permit separation of the backing which gives you automatic imbedment from the weight

of the mix. The waterproof backing holds the water in the mix so that it must evaporate slowly which gives maximum strength and assures proper curing of the slab. This also minimizes drip, prevents loss of cement and eliminates cleanup expense.

For better floors and roofs use Pittsburgh Steeltex Floor Lath—it will save you time and money. See our catalog in Sweet's or write for your copy of D.S. 133 to Pittsburgh Steel Products Company, Department AR, Pittsburgh 30, Pennsylvania.

**PITTSBURGH STEEL PRODUCTS COMPANY**

*A Subsidiary of Pittsburgh Steel Company*

**Pittsburgh 30, Pa.**



## THE RECORD REPORTS *(Continued from page 164)*

yon" design, high and low temperature rooms, special exhaust equipment and new developments in materials.

He will carry out his work in conjunction with research now in progress at Iowa State for the Atomic Energy Commission, and under the general direction of the Institute's Department of Education and Research and the chairman of the Institute's Committee, Prof. Thomas K. Fitz Patrick.

Said Mr. Purves in making the announcement, "The Committee on Planning for the Atomic Age of the A.I.A. is seeking to acquire better knowledge of the technological and defense aspects of architecture and city planning in relation to atomic energy. Mr. Burton will provide us with important new information on laboratory design so necessary in the use of products of nuclear fission for research, medicine and industry."

## More Evidence that America's Finest Laboratories are KEWAUNEE EQUIPPED



### The University of Michigan Selected KEWAUNEE Metal Laboratory Equip- ment for their New Chemistry Building

*Write us about your Laboratory problems. Ask  
for Kewaunee's New Metal Furniture Catalog.*

*Kewaunee Mfg. Co.*

C. G. Campbell, President

5046 S. Center St. • Adrian, Mich.

Representatives  
in  
Principal Cities

## COAL STORAGE STUDY

A report on ways to simplify the handling of coal or coke in homes has just been published by the Small Homes Council in a non-technical circular entitled, "Homes Planned for Coal or Coke."

Conducted by Rudard A. Jones, associate professor of architecture at the University of Illinois, the three-year study findings are of interest to architects for suggestions helpful in avoiding fuel bins tucked in unhandy corners of a basement or fuel delivery trucks cutting up lawns.

The suggestions include planning driveways next to the fuel bin; the fuel bin, next to the heater room; the heater room, next to the ash-removal route and the ash-removal route, next to the driveway.

To demonstrate the planning, the circular presents plans of several types of homes and discusses the special problems of each. Sponsors of the three-year study were Bituminous Coal Research, Inc.; the Anthracite Institute and the American Coke and Coal Chemicals Institute.

## FRANK R. WALKER

Frank R. Walker, A.I.A., and partner in the firm of Walker & Weeks, died July 9 in Cleveland. He was 61.

Mr. Walker was a graduate of Massachusetts Institute of Technology and studied at the École des Beaux Arts in Paris. Formerly employed in the office of J. Milton Dyer, Mr. Walker formed the partnership with Mr. Weeks in 1911. He was architect for such Cleveland buildings as the main Public Library, the Federal Reserve Bank Building and the Cleveland Post Office. He also designed Wesleyan College in Macon, Ga., and the Indiana War Memorial at Indianapolis.

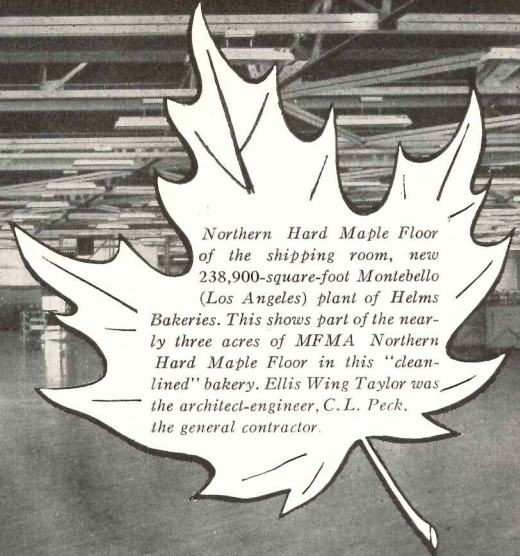
## RAYMOND B. EATON

Raymond B. Eaton, Architect, and member of the Norwalk, Conn., architectural firm of Gilroy and Eaton, died June 21. He was 43.

Mr. Eaton was a graduate of Cornell University and received a degree in architecture in 1929. Before entering partnership in Norwalk he had been associated with the architectural firms of Voorhees, Gamelin and Walker; Felheimer and Wagner; Adolph Mertin and Witschard and Eaton, all of New York.

*(Continued on page 168)*





Northern Hard Maple Floor of the shipping room, new 238,900-square-foot Montebello (Los Angeles) plant of Helms Bakeries. This shows part of the nearly three acres of MFMA Northern Hard Maple Floor in this "clean-lined" bakery. Ellis Wing Taylor was the architect-engineer, C.L. Peck, the general contractor.

For durable truly resilient, low-maintenance, floors in...

# "Our three acres of NORTHERN HARD MAPLE means low maintenance, high morale"

—E. F. Sperling, Director of Engineering, Helms Bakeries

When Helms Bakeries executives put their okay on the plans for this new plant, they knew from long experience, how well the vast areas of glistening-clean Northern Hard Maple Floors would serve them. They knew that neither nature nor man has yet produced another floor material so nearly perfect. Merchants, manufacturers, school authorities, home owners, by tens of thousands, know this, too. They esteem Northern Hard Maple for its lifetime endurance, its ever-modern beauty, its cheerful brightness, its permanent ease of cleaning and maintenance and the *resilience* that makes it so pleasant to stand on, walk on, work on, play on. MFMA is Northern Hard Maple Flooring at its splendid best—backed by rigid association grading supervision. It's plentiful again. Specify it where your judgment dictates, in fullest confidence of quality, economy and delivery-per-schedule. For catalog data, see Sweet's Arch. 13/g/6—Eng., 4/5/22. Write for latest listing of all the many MFMA-approved floor finishing products and processes.

MAPLE FLOORING MANUFACTURERS ASSOCIATION  
Room 363 • 46 Washington Boulevard • OSHKOSH, WISCONSIN



**SCHOOLS**—As, for instance, this classroom in MFMA Maple, Chicago Vocational School.



**STORES**—Such as Hollowell Seed Co., San Francisco; by Architect Raphael S. Soriano.



**HOMES**—As this one in Bangor, Me.; by Architects Eaton W. Tarbell & Associates.

FLOOR WITH **NORTHERN** HARD MAPLE  
BEECH AND BIRCH



**ON THE CALENDAR**

Through Sept. 30: "Details of the City — Photographs by Godfrey Frankel," Museum of the City of New York, New York City.

Aug. 23-26: Pacific General Meeting, American Institute of Electrical Engineers, Fairmont Hotel, San Francisco, Calif.

Sept. 11-17: National Home Week,

featuring housing exhibits in cities throughout the country.

Sept. 11-Nov. 20: "For Modern Living," exhibition of contemporary design in home furnishings and objects, Detroit Institute of Arts, Detroit, Mich.

Sept. 11-Oct. 10: 3rd Annual Chicagoland Home and Home Furnishings Festival, Chicago, Ill.

Sept. 19-23: National Technical Conference, Illuminating Engineering So-

ciety, French Lick Springs Hotel, French Lick, Ind.

Sept. 25-Oct. 2: Construction Industries Exposition, Sam Houston Coliseum, Houston, Texas.

Sept. 26-29: 51st Annual Convention of the American Hospital Association, Hotel Statler, Cleveland, Ohio.

Sept. 26-Oct. 1: Home Fashion Time, exhibition by the National Retail Furniture Association, Chicago, Ill.

Sept. 30-Oct. 9: Television and Electrical Living Show, Coliseum, Chicago, Ill.

Oct. 10-14: First Pacific Area National Meeting, American Society for Testing Materials, Hotel Fairmont, San Francisco, Calif.

Oct. 17-21: Midwest General Meeting, American Institute of Electrical Engineers, Netherland Plaza Hotel, Cincinnati, Ohio.

Oct. 17-21: 31st National Metal Congress and Exposition, American Society for Metals, Cleveland, Ohio.

Oct. 24-28: 37th National Safety Congress and Exposition, featuring home safety sessions, Morrison Hotel, Chicago, Ill.

**BUILDING NOTES**

**Binghamton Hospital Addition**

Contracts totalling \$6,468,562 have been awarded for the construction of a 768-bed Medical-Surgical Building at Binghamton State Hospital. The addition is part of the state's program to relieve overcrowding in its 27 mental institutions. Construction, which will start this summer, will be under the supervision of Cornelius J. White, State Architect, Department of Public Works.

**British Prefabrication**

Manufacture of a two-story permanent house is planned by the Blackburn Aircraft Company, one of the five British airplane manufacturers who have been carrying out government orders for prefabricated aluminum bungalows. The house, which has a brick shell and prefabricated roof and interior, can be erected in two, four, six or eight dwelling blocks in from six to eight weeks. The cost will be equal to that of a traditional brick house of the same size.

**New Knoll Showroom**

A Chicago headquarters has been opened by Knoll Associates, Inc., for the display of modern furnishings. The showroom remodeling was conducted under the hand of Florence Knoll, de-

(Continued on page 170)

**MORE PEOPLE**  
use the **ENTRANCE DOORS**  
than any other part of a building

*Beauty and Ease of  
entrance usually make  
a lasting impression*

**ELLISON, the door that  
lets traffic through QUICKLY**

*gives you Beauty,  
Endurance and  
Minimizes Maintenance*



*Ellison*

ELLISON BRONZE CO.  
Jamestown, New York  
representatives in principal cities

**the BALANCED DOOR**



# CONNOR

FOREST PRODUCTS SINCE 1872

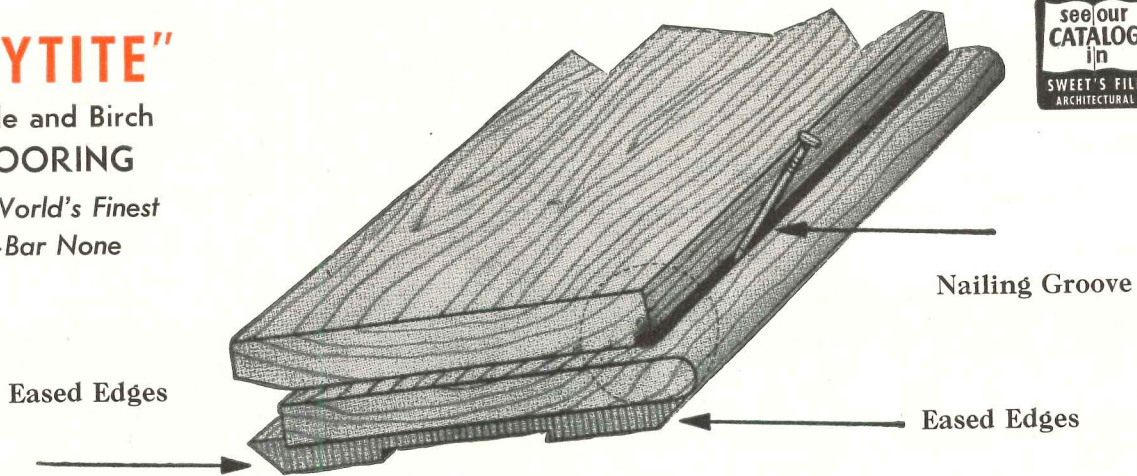
Manufactured and  
Graded Under  
M.F.M.A. Specifications



## "LAYTITE"

Maple and Birch  
FLOORING

The World's Finest  
—Bar None



Write for illustrated 75th Anniversary Booklet

## CONNOR LUMBER AND LAND COMPANY

Mixed Cars—Northern Hardwoods, Pine and Hemlock and Flooring


PHONE No. 3

MARSHFIELD, WIS.

P. O. BOX 112-R

Mills: Laona, Wisconsin and Connorville, Michigan

*Behind The Mills — The Connor Timber Stands*



equipped with . . .

## SOSS INVISIBLE HINGES

"the hinge that hides itself"

THE ULTRA-MODERN HOME OF THE NORTH  
AMERICAN LIFE AND CASUALTY COMPANY  
—Minneapolis 4, Minnesota  
THE ARCHITECTS: LANG & RAUGLAND  
—Minneapolis 3, Minnesota

Lang & Raugland, Minneapolis Architects, by using SOSS INVISIBLE HINGES, succeeded in creating modernistic interior effects in this building that could never have been realized with old style, butt type hinges!

These remarkable SOSS HINGES have NO UGLY, BULKY, PROTRUDING hinge butts to mar the graceful lines of modern design. They're the only hinge that absolutely assures the architect of the soft, smooth, streamlined, harmonious interiors that are so very necessary to really modern architecture. There's a weight-rated SOSS HINGE, operating on hardened steel links and roller bearings, for every type of installation.

Write for FREE CATALOGUE that gives complete details, blue print templates, and the many uses of this modern hinge to . . .



SOSS MANUFACTURING COMPANY  
21769 HOOVER ROAD • DETROIT 13, MICHIGAN



## THE RECORD REPORTS (Continued from page 168)

signer of Knoll furniture and textiles, who coordinated the work of the technicians and designers throughout the process.

### New G.E. Laboratory

The opening of General Electric's High Voltage Engineering Laboratory was marked recently with a display of artificial lightning of high voltage. The new plant at Pittsfield, Mass., will be

used to conduct basic research into lightning and other high-voltage electric discharges and was constructed under the architectural supervision of C. A. Harwick. The building was erected at an approximate cost of more than \$2 million, including equipment, and is of steel and concrete construction.

### Carbide Research Center

A new organic chemical research cen-

ter has been put into operation by Carbide and Carbon Chemicals Corp. Located on a 140-acre tract near the company's South Charleston, W. Va., plant, the laboratory project was designed by Harry L. Porter, Architect. The plant consists of a main laboratory building, now in use, and four development buildings to be opened in the near future. The laboratory building is a three-story T-shaped structure of brick and steel and contains 69 individual laboratories and 48 offices, a large-scale laboratory, a library, an auditorium and storage and service rooms.



### YOU ASKED FOR:

- **MORE RESILIENCY** — and AZPHLEX has it!
- **GREATER COLOR VARIETY** — and AZPHLEX has it!
- **GREASE RESISTANCE** — and AZPHLEX has it!
- **LIGHTER COLORS** — and AZPHLEX has them!
- **BRIGHTER COLORS** — and AZPHLEX has them!



**AZPHLEX** offers maximum resistance to the effects of animal, mineral and vegetable greases, alkalis, alcohol and mild acid solutions. It will not soften or discolor in contact with these usually harmful agents. Its resistance to indentation from rolling or standing loads is equally high, and it is immune to the scuffing and scarring associated with daily traffic.

AZPHLEX colors are through-and-through — a wide range of clear, sharp colors that offers an unusual selection of color and pattern combinations. It will take a very high polish — and keep it for an exceptionally long time.

The resilience of AZPHLEX is greater than that of any other grease-proof tile that even approaches it in quality. In short, AZPHLEX is the premium-quality, premium-feature asphalt tile — yet it costs only a few cents more a foot than standard asphalt tile!




WHERE PLANS CALL FOR THE BEST — SPECIFY AZPHLEX, THE TILE WITH THE QUALITIES YOU ASKED FOR!

For complete information contact your AZROCK-AZPHLEX dealer — consult Sweet's Architectural — or write to Dept. C. Please classify your business as architectural, contractor, owner, etc.



**UVALDE ROCK ASPHALT CO.**  
Makers of AZROCK and AZPHLEX Asphalt Tile  
FROST BANK BLDG. SAN ANTONIO, TEXAS



Carbide & Carbon Chemicals Corp. Photo

### AT THE COLLEGES

#### Finnish Students

Students at the Finland Institute of Technology are engaged in a vast extra-curricular project: the erection of a Students' Town consisting of dormitories for 2100 students, infirmaries, athletic grounds and administration buildings to replace and expand the old quarters of the Institute. Students are engaged in all kinds of money-raising projects and are doing the building of this academic center with their own hands. At present they are in hopes of completing three dormitories with accommodations for 500 students by the time of the Olympic Games in 1952.

#### Award Winners

Miss Jean Woodham, of New York City, has been awarded the 18th annual Kate Neal Kinley Memorial Fellowship of \$1000 given by the University of Illinois. Miss Woodham is a graduate of the Alabama Polytechnic Institute School of Architecture and The Arts.


Three students of architecture at Cooper Union Art School have been awarded prizes of \$100 each for their outstanding work. They are Barnett B. Berliner, Vincent M. Milone and Andrew Mitropoulos.

(Continued on page 172)


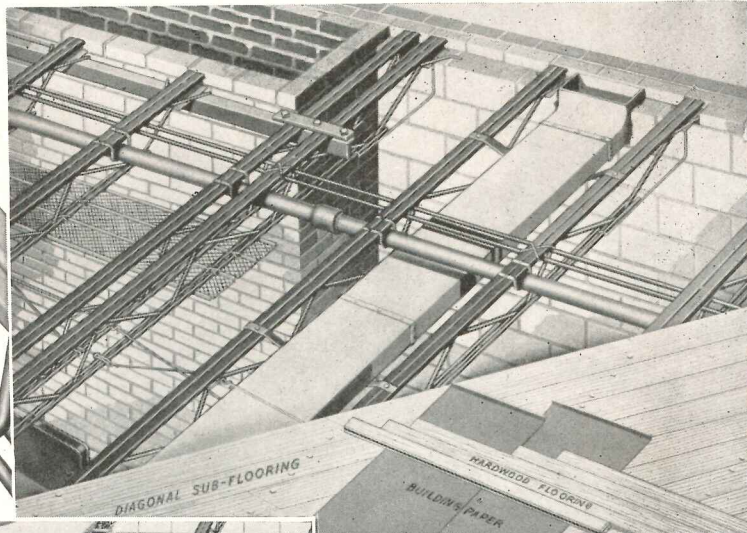


# MACOMBER THE ONE OPEN WEB JOIST OF UNIVERSAL APPLICATION


## It's The MACOMBER V BAR JOIST



Send for your copy.



APPROVED BY THE STEEL JOIST INSTITUTE, OCTOBER 23, 1946.



WITH THE AVAILABLE TOP CHORD

PATENTED  
U. S. Patent Nos.  
2,184,113  
2,457,250  
2,457,056

For HOME, SCHOOL, COMMERCIAL AND INDUSTRIAL FLOORS  
V-BAR JOISTS AND PURLINS • V-STUDS • TRUSSES • LONGSPANS • DECKING

STANDARDIZED

CONSTRUCTION

# MACOMBER

INCORPORATED  
CANTON, OHIO

IN CANADA, SARNIA BRIDGE CO., LIMITED, SARNIA, ONT.  
IN MEXICO D. F.—MACOMBER DE MEXICO S. A. CEDRO 500

STANDARDIZED STEEL BUILDING PRODUCTS

**WE WOULD LIKE TO HELP YOU**

Contact us NOW for information and delivery schedules so your next project can be completed without delays.



## THE RECORD REPORTS *(Continued from page 170)*

Joseph Hudnut, Dean of the Graduate School of Design at Harvard University, received the degree of Doctor of Fine Arts at the commencement exercises of the University of Michigan. The citation read in part, "In making architecture responsive to modern needs and in . . . expressive designs, he has created new forms of enduring beauty."

Dr. Robert L. Wolff, associate professor of history at the University of

Wisconsin, and G. E. Kidder Smith, critic in architectural design at Yale University, have been named President's Fellows by Brown University.

Charles W. Moore, of San Francisco, Calif., has been named winner of the George G. Booth Travelling Fellowship Competition for 1949 at the University of Michigan.

John B. Lippard, of Raleigh, N. C., has won the \$100 prize offered by the

Department of Landscape Architecture at the North Carolina State College for his landscape design of a plant nursery display area.

Dr. Henry T. Heald, president of Illinois Institute of Technology, has been awarded an honorary associate membership in the Chicago Chapter, A.I.A.

### New Construction

Work has begun on the new Institute of Gas Technology building for Illinois Institute of Technology. The new structure will be in the modern functional design chosen for the recently completed laboratory and classroom buildings on the campus. Designer of the new building is Ludwig Mies van der Rohe, head of the Institute's Department of Architecture.

### Faculty Appointments

Dr. J. C. Warner, Dean of Graduate Studies and Head of the Chemistry Department at Carnegie Institute of Technology, has been named President-Elect to succeed Dr. Robert E. Doherty, who will retire as Carnegie's president next year.

J. Donald Mochon, assistant professor of architecture at Rensselaer Polytechnic Institute since 1946, has been promoted to the position of associate professor.

Dean Henry L. Kamphoefner of the North Carolina State College School of Design has been appointed to membership on the national committee on education of the A.I.A.

John W. Hargrave, Architect, has been appointed director of the University of Cincinnati Alumni Association for the 1949-50 period.

John Knox Shear has been appointed Head of the Carnegie Institute of Technology Department of Architecture. A 1938 graduate of the Institute, Mr. Shear has been Assistant Head of the department for the past two years. He is an associate professor.

### OFFICE NOTES


#### Offices Opened, Reopened

Charles N. Bayless, A.I.A., has opened an office for the general practice of architecture at 108 Walnut St., Lexington, Ky.

Frederick C. Klawiter, Architect, has opened his own office at 2077 Fairmount Ave., Saint Paul 5, Minn.

Lloyd J. Fletcher, A.I.A., has announced the opening of an office at 212 W. Main St., Visalia, Calif.

*(Continued on page 174)*



*You'll never know exactly what a roof costs until it's worn out, or until its service fails. Then it may prove terribly expensive . . . or it may prove to have been an excellent investment.*

**Investment** . . . that's the word for a roof of Bird Master-Bilt® Shingles . . . the kind of strong, lasting investment your clients and customers expect you to make for them. Master-Bilts add rich beauty and texture . . . they're available in many colors and blends, in more variety than any other roofing material. Bird's experience since 1795 is reflected in the narrow cut-outs, the heavy shadowlines, and the massive Bird thick-butt construction (extra layers of asphalt and mineral granules where it counts . . . on exposed tabs). Bird processes every material . . . another reason for the unparalleled quality of these shingles.

This fact is equally important . . . Bird Master-Bilt Shingles are economical because of the long life built in them . . . a fact daily becoming more important in the specification of good roofs.

Let us send you full information about Master-Bilt and Master-Bilt Weather-Tex designs. Bird & Son, inc., 19 High St., East Walpole, Mass.

# BIRD *Master-Bilt* SHINGLES

East Walpole, Mass.  
New York




Chicago  
Shreveport, La.



The "INSIDE STORY" of how **Monel** helps Scanlan-Morris Sterilizers

*Bring your clients  
5 Extra Benefits*



**IMPORTANT FEATURES** ▶

of this Scanlan-Morris electrically-heated surgical dressing sterilizer are its heavy duty Monel sterilizing chamber and steam jacket, its Monel trays and supports. They are strong — corrosion resistant — readily cleaned — long lasting.

● Look carefully at the phantom view of this Scanlan-Morris sterilizer.

See the inner cylinder that forms the sterilizing chamber?

That's Monel\*. And so is the second cylinder that fits over it, forming the space that makes the steam jacket.

Why Monel? First, because it is stronger and tougher than structural steel. It is easily capable of withstanding sterilizing pressures from within the chamber, as well as constant pressure from the steam jacket.

Highly resistant to corrosion and staining, Monel can never rust. It stands up against heat, steam and moisture—against acids, alkalis and a wide range of hospital solutions.

When it comes to cleaning, hospitals find that plain soap and water are usually enough to keep Monel's smooth surfaces bright and sanitary. But even detergents and abrasive cleansers won't hurt Monel. It's a metal that never needs to be pampered. It's *solid*—there's nothing to chip, nothing to peel off or wear away.

Summed up, these are the extras clients get when "Monel construction" is specified for Scanlan-Morris sterilizers: 1) A strong, *solid* metal that is 2) immune to rust and 3) resistant to staining and corrosion, yet 4) can be readily cleaned throughout 5) a long, trouble-free life!

Monel construction is now available in Scanlan-Morris cylindrical pressure-type surgical supply sterilizers, instrument sterilizers, solution sterilizers and water sterilizers. It is *standard construction material* in all Scanlan-Morris non-pressure boiling-type instrument and utensil sterilizers.

\*Reg. U. S. Pat. Off.

**ARCHITECTS! FOR AID IN MEETING  
HOSPITAL STERILIZER NEEDS . . .**

. . . send for the recently-published catalog, "Scanlan-Morris Sterilizers." Your request to THE OHIO CHEMICAL & MFG. Co., 1400 E. Washington Avenue, Madison 10, Wisconsin, will bring this valuable, 52-page catalog to you without obligation.

*Monel*

**THE INTERNATIONAL NICKEL COMPANY, INC.  
67 Wall Street, New York 5, N. Y.**

**...ALWAYS A WISE CHOICE FOR HOSPITAL EQUIPMENT**



## THE RECORD REPORTS *(Continued from page 172)*

W. W. Reece has opened offices offering bakery engineering services at 8030 Paxton Avenue, Chicago 17, Ill.

### Firm Changes

Commercial Testing and Engineering Company has announced a change in the name of its engineering department to Carroll, Bechtel and Langtry, Power Plant Consulting Engineers, with offices at 307 N. Michigan Ave., Chicago 1, Ill.

### New Addresses

The following new addresses have been announced:

W. Pope Barney and Roy W. Banwell, Architects, 2408 Girard Trust Company Bldg., Philadelphia 2, Pa.

Robert D. Dalton, Consulting Structural Engineer, 374 17th St., Oakland 12, Calif.

C. Dale Dykema, Architect, 14966 Gulf Blvd., Madeira Beach, Fla.

Henry George Greene, A.I.A., 855 Avenue of the Americas, New York 1, N. Y.

Radey and MacNelly, Architects and Engineers, S.W. cor. 8th and Market Sts., Camden, N. J.

Harry Hayden Whiteley, A.I.A., 4205 Pacific Highway, San Diego 10, Calif.

### ELECTIONS, APPOINTMENTS

Roger and Louis Corbetta have been elected vice presidents of the Ibec Housing Corporation, in charge of the construction division. Newly appointed Consulting Engineer of the firm is Emil H. Praeger, partner in the firm of Madigan and Hyland and consultant to the United Nations on its headquarters now under construction in New York City.

J. Clydesdale Cushman has been re-elected president of the National Association of Building Owners and Managers. Also reelected to office were James F. Cook, Jr., first vice president, and Charles M. Underhill, secretary-treasurer.

James F. Fairman, vice president of Consolidated Edison Company of New York, Inc., has been elected president of the American Institute of Electrical Engineers for the year beginning August 1.

Charles H. Goddard, of Sylvania Electric Products, Inc., has been elected president of the Illuminating Engineering Society.


Walther H. Kilham, Jr., has been elected president of the New York Chapter, A.I.A. He succeeds Harold R. Sleeper who served two terms of office as president. Also elected to office were Ben John Small, vice president; M. Milton Glass, secretary and William Potter, treasurer. Members of the executive committee elected were: Harry M. Prince and Harold R. Sleeper to 1950; Daniel Schwartzman to 1951 and Morris Ketchum, Jr., and Robert A. Jacobs to 1952.

J. G. Morrow, Metallurgical Engineer, of Hamilton, Ont., has been elected president of the American Society for Testing Materials.

Ralph Evans, of the architectural firm of Chapman, Evans & Delehanty, has been appointed one of five new directors of the board of Intra-Video, Inc.


### ADDENDUM

In the July issue of the RECORD, the date of the course in lumber and retailing, offered by the City College of New York, should have been July 11. The incorrect date published was contained in the announcement supplied to the RECORD.



ABOVE: Maximum ventilating area, 50%. Difficult to open and close. Mechanical ventilation necessary for uniform results.

RIGHT: 100% ventilating area. Natural no-draft ventilation. Easily operated by turning handle on worm-and-gear mechanism.



## Which Window Provides Better Ventilation... Greater Economy?

Before you approve conventional windows... before you specify expensive ventilating equipment,—investigate Gate City Awning Windows. Their adjustable open-out sash scoop air in on calm days, control it on breezy days.

Air currents flow ceilingward, "scouring out" hot, stagnant air, keeping lower air fresh. Even stormy weather ventilation is practical, thanks to the rain-deflecting sash.

Precision-built at the factory for greatest economy, Gate City Awning Windows are furnished complete (with glass and hardware in place) for simplest, most economical handling and installation. Special glass may be specified to eliminate glare and heat while providing adequate light and ventilation.

Write today for full information. Please address Dept. AR-8. Our catalog is also in Sweet's.

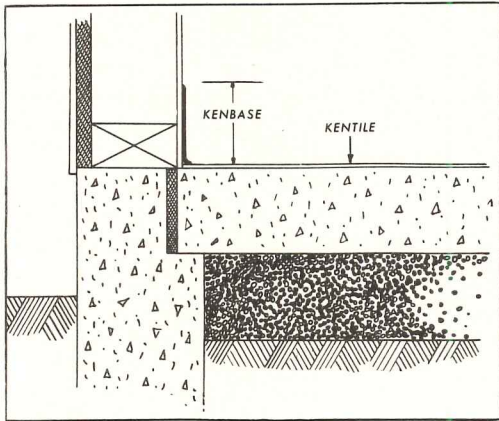


AWNING WINDOWS BY  
**Gate City**

Offices and Factory: Fort Lauderdale, Florida • Export Sales Representative: Frazar & Company, 50 Church Street, New York 7, U.S.A. • Cable Address: Frazar, N. Y. • Agents in principal cities throughout the world.




# KENTILE GIVES NON-BASEMENT HOMES HANDSOME, LONG-LASTING FLOORS



**Installs on concrete in direct contact with the earth**—All fillers, binders and pigments in Kentile have high resistance to the alkali found in concrete. And Kentile's asbestos filler assures insulation against the cold and moisture in concrete floors. Equally ideal for installation on radiant-heated concrete slabs.

**Also:** Kentile can be laid over double T & G wood floors—or directly over firm plywood. Saves installation and labor costs because it can be laid tile by tile—eliminating the handling problems in laying flooring from heavy, hard-to-move rolls. Ready for use as soon as it is laid.


**A CHILD'S BEDROOM** like this gets hard usage—but that won't faze Kentile. Colors go clear through the tough, scuff-resisting material—can't wear off. Kentile stoutly resists dirt and stains—a few flicks of the mop and it's shining like new. The many desirable features of these attractive resilient floors are being brought to your clients' attention in leading magazines.



**EVERY ROOM** in the 6,000 Levitt Homes is floored with Kentile. Because it permits installation right over concrete on grade, Kentile helps cut construction costs in homes like this.



**KENTILE** floors give you freedom for design at low cost.



**IN ADDITION TO 23 COLORS** and a wide variety of feature strips, you can select "Kenserts" and "Themetile"—individual decorative touches for adding custom-made distinctiveness at low cost.

## KENTILE®

The Permanently Beautiful Asphalt Tile



**DAVID E. KENNEDY, INC.** 58 Second Avenue, Brooklyn 15, N. Y. • 1211 NBC Bldg., Cleveland 14, Ohio • Bona Allen Bldg., Atlanta 3, Ga. • 452 Statler Bldg., Boston 16, Mass. • 705 Architects Bldg., 17th and Sansom Street, Philadelphia, Pa. • 4532 So. Kolin Avenue, Chicago 32, Ill. • 350 Fifth Avenue, New York 1, N. Y. • 1440 11th Street, Denver 4, Colo. • 2201 Grand Avenue, Kansas City 8, Mo. • 1855 Industrial Street, Los Angeles 21, Calif.



(Continued from page 147)

## PITLESS PUMP ADAPTER

Immediate access to the well and all parts therein without construction of the conventional concrete pit is said to be provided by a new pitless adapter for "off-set" installation of jet or shallow-well pumps.

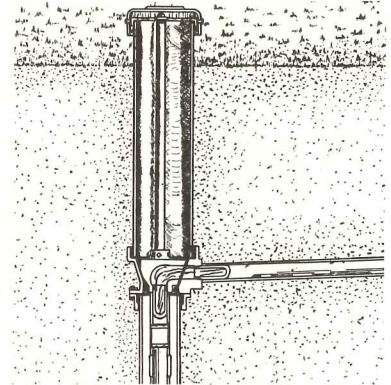
Designed to eliminate cost and sanitation objections to the conventional pit installation or its usual alternative,

the pump house, the *Williams* pitless adapter can be installed quickly and easily, according to the manufacturer.

The trench is dug from the well to the basement, utility room or garage where the pump is located and the well casing is cut off below the frostline. The adapter is then put in place. Jet, footvalve and drop pipes are removed from the well by removing the aluminum cover cap and lifting by means of a

lifting pipe. No digging is required and no special tools are needed.

Objections to the conventional concrete pit by health authorities derive from the fact that it must be provided with a positive drain, which is considered a potential avenue of contamination for the well. The pump house which is the usual alternative presents the problems of heating in cold weather, of deterioration due to condensation in warm



Well installations are serviced easily by removing cover of this pump adapter


weather, and of finding a site on the building lot for such a structure.

Adapters are made with interchangeable base flanges for 4-, 4½-, 5- or 6-in. wells and in two lengths to meet the local requirements for frost protection. Williams Products Co., P. O. Box 1181, 700 Railroad St., Joliet, Ill.

## "FLOATING" TILE ROOF IS SOLUTION FOR EXPANSION

A quarry tile floor for a roof deck constructed without expansion joints is reported by the Tile Council of America to have undergone four years of use without signs of deterioration.

Design of the floor for the roof deck



Quarry tile floor for Army-Navy Club deck

of the Army-Navy Country Club at Arlington, Va., so that it "floats" on the roof enabled Architect George A. Daidy of Washington, D. C., to evade the problem of expansion joint material

(Continued on page 178)

Remember this dependable source of supply

## WAREHOUSED IN YOUR AREA FOR PROMPT DELIVERY

Attractive, enduring architectural shapes made of Reynolds *Lifetime* Aluminum—more than 65 standard items, most of which are warehoused by a distributor near you.

Remember aluminum for lasting beauty and economy. And remember, too, Reynolds is prepared to quote you on aluminum architectural shapes, whether standard or special, for such applications:

### INTERIOR

|                 |                        |
|-----------------|------------------------|
| Thresholds      | Decorative Trim        |
| Doors and Jambs | Showcase Mouldings     |
| Bases           | Escalator Balustrading |
| Railings        | Elevator Doors, Cabs   |
| Pilasters       | Terrazzo Strips        |

### EXTERIOR

|                 |                   |
|-----------------|-------------------|
| Doors and Jambs | Windows and Sills |
| Thresholds      | Marquees          |
| Transoms        | Tablets, Signs    |
| Store Fronts    | Sign Letters      |
| Spandrels       | Awnings           |
| Copings         | Facings           |

Call nearest Reynolds Office, listed under "Aluminum" in your classified telephone directory, or write to the address below.


**FREE FOLIO!** Engineering drawings of all standard shapes in one compact folder. Can be used for direct tracing. Write to Reynolds Metals Company, Aluminum Division, 2572 South Third Street, Louisville 1, Ky.



## REYNOLDS *Lifetime* ALUMINUM

THE COMPLETE ALUMINUM SERVICE  
FROM MINE TO FINISHED PARTS





Boys Town, Nebraska, equipped with 2,621 Fenecraft Windows in the Administration Building (above), High School, Trade School, Reception Hall, Dining Hall and Cottages. Architect: Leo A. Daly Co., Omaha. Contractor: Peter Kiewit Sons Co., Omaha.

## Your first trip to Boys Town, Sir ?

Come in, won't you, and look around.

A famous and beautiful place, Boys Town. The warm, friendly feeling of gracious living you see in the rooms at your right means a lot to the boys who live here . . . a lot to the men who teach here.

At least a part of that feeling comes through the windows . . . Fenestra's\* Fenecraft Intermediate Steel Windows. Daylight and controlled fresh air are literally built into each room.


If you'd like to have the same qualities in your own buildings, here are some simple facts you'll want to know:

Fenestra's volume of production allows standardization of a *large variety* of windows—quality is high, cost stays low.

Beautiful Fenecraft Windows are made of casement sections of advanced design—fabricated into three popular and efficient types—Projected, Casement and Combination—in a wide range of sizes.

All 3 types offer permanently-easy operation in any weather . . . weather-tightness . . . firesafety . . . low maintenance (they're Bonderized) . . . cleaning and screening from *inside*.

For full information on types and sizes, please mail the coupon, or see Sweet's section 16a/13. \*®



The Dining Hall sunlit by dozens of Fenestra Casement Windows.



An office brightened by a bay of Fenecraft Combination Windows.



A cottage made light and gracious by graceful Fenestra Casement Windows.

CASEMENT      PROJECTED      COMBINATION

Fenestra

**FENCRAFT INTERMEDIATE STEEL WINDOWS**

Detroit Steel Products Company,  
Dept. AR-8,  
2252 East Grand Blvd.,  
Detroit 11, Michigan

Please send me data on types and sizes of the  
new Fenecraft family of Fenestra Windows.

Name \_\_\_\_\_

Company \_\_\_\_\_

Address \_\_\_\_\_



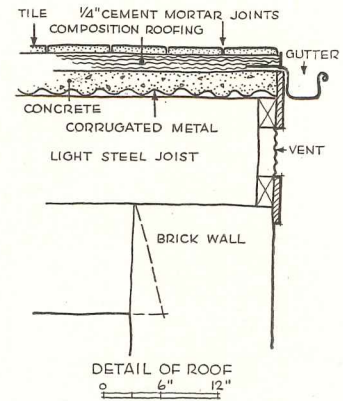
(Continued from page 176)

which gets tracked into other parts of the building and in summer heat softens and becomes sticky, so that the roof cannot be used for dancing and other recreation.

The fact that the roof, which is 52 ft. by 112, adjoins masonry on only one side was the key to Mr. Daidy's solution. The roof slab is anchored to this masonry, and the other three sides protrude over the walls and thus are

free to expand in summer weather. A balustrade encloses the roof, where there is no parapet. This means that the whole slab beneath the tile can come and go with changes in the weather and will not crack, since no compressive strain is set up.

The roof slab rides on a strong grid of light steel joints, over which corrugated metal was laid and a bed of concrete then poured. The quarry tile



Roof rides on grid of light steel joints

was set in elastic composition roofing, but tiles were grouted with conventional cement mortar, which seals in tar and asphalt substances in the roofing so that no sticky substances can come through to damage shoes or clothing.

The quarries are 6-in. squares and the grout  $\frac{1}{4}$  in. Tile Council of America, 10 E. 40th St., New York 16, N. Y.

### WARM AIR RADIANT HEATING

A system of warm air radiant heating which permits use of a steam boiler and steam coil to heat the air can be adapted for old or new houses, one- or two-story, with or without basements.

For a two-story house with basement, the system in its simplest form employs a steam boiler with a steam heat exchanger coil directly above it attached to the basement joists.

Heated air rises through a vertical heat shaft to the drop ceiling of the first floor, where it spreads out for distribution in all directions.

Vertical stud spaces in the outside walls are used as return air ducts, reportedly insuring automatic reaction to temperature changes at all points.

In a one-story house with basement, the heated air is applied under the floor and the basement is heated from its ceiling and the first floor rooms from the floor.


With the boiler located in a utility room and the steam coil and blower in the attic space, a one-story house without basement is heated from the ceiling in the same manner as a two-story house.

A hot water boiler may also be used, and the system is available with gas burner, oil burner or stoker. Scott-Newcomb, Inc., 1442 S. Boyle Ave., St. Louis, Mo.

### HIGH FIRE RATING FOR VERMICULITE PLASTER

Official fire ratings of 4 and 3 hours for steel columns protected with  $1\frac{1}{2}$  in.

(Continued on page 180)



## Horn Folding Bleachers and Horn Folding Partitions for Greater Space Utilization

| ROWS | FLOOR SPACE   |                            | **HEIGHT     |
|------|---------------|----------------------------|--------------|
|      | IN USE        | *CLOSED                    |              |
| 3    | 4 Ft. 9 In.   | 1 Ft. 8 $\frac{3}{4}$ In.  | 3 Ft. 0 In.  |
| 4    | 6 Ft. 7 In.   | 2 Ft. 0 $\frac{1}{8}$ In.  | 3 Ft. 9 In.  |
| 5    | 8 Ft. 5 In.   | 2 Ft. 3 $\frac{1}{2}$ In.  | 4 Ft. 6 In.  |
| 6    | 10 Ft. 3 In.  | 2 Ft. 6 $\frac{3}{8}$ In.  | 5 Ft. 3 In.  |
| 7    | 12 Ft. 1 In.  | 2 Ft. 10 $\frac{1}{4}$ In. | 6 Ft. 0 In.  |
| 8    | 13 Ft. 11 In. | 3 Ft. 1 $\frac{5}{8}$ In.  | 6 Ft. 9 In.  |
| 9    | 15 Ft. 9 In.  | 3 Ft. 5 In.                | 7 Ft. 6 In.  |
| 10   | 17 Ft. 7 In.  | 3 Ft. 8 $\frac{3}{8}$ In.  | 8 Ft. 3 In.  |
| 11   | 19 Ft. 5 In.  | 3 Ft. 11 $\frac{3}{4}$ In. | 9 Ft. 0 In.  |
| 12   | 21 Ft. 3 In.  | 4 Ft. 3 $\frac{1}{8}$ In.  | 9 Ft. 9 In.  |
| 13   | 23 Ft. 1 In.  | 4 Ft. 6 $\frac{1}{2}$ In.  | 10 Ft. 6 In. |
| 14   | 24 Ft. 11 In. | 4 Ft. 9 $\frac{7}{8}$ In.  | 11 Ft. 3 In. |
| 15   | 26 Ft. 9 In.  | 5 Ft. 1 $\frac{1}{4}$ In.  | 12 Ft. 0 In. |
| 16   | 28 Ft. 7 In.  | 5 Ft. 4 $\frac{5}{8}$ In.  | 12 Ft. 9 In. |
| 17   | 30 Ft. 5 In.  | 5 Ft. 8 In.                | 13 Ft. 6 In. |
| 18   | 32 Ft. 3 In.  | 5 Ft. 11 $\frac{3}{8}$ In. | 14 Ft. 3 In. |
| 19   | 34 Ft. 1 In.  | 6 Ft. 2 $\frac{3}{4}$ In.  | 15 Ft. 0 In. |
| 20   | 35 Ft. 11 In. | 6 Ft. 6 $\frac{1}{8}$ In.  | 15 Ft. 9 In. |

\*Dimension includes  $4\frac{1}{2}$  in. space between top seat and wall.

\*\*Height in open position same as closed. For Bleachers higher than 20 Rows write for complete details and dimensions.

FOR SEATING CAPACITY FIGURE 16" PER PERSON. WRITE FOR COMPLETE DETAILS ON THE "3 IN 1 HORN GYM PLAN". NO OBLIGATION.

# HORN BROTHERS CO.

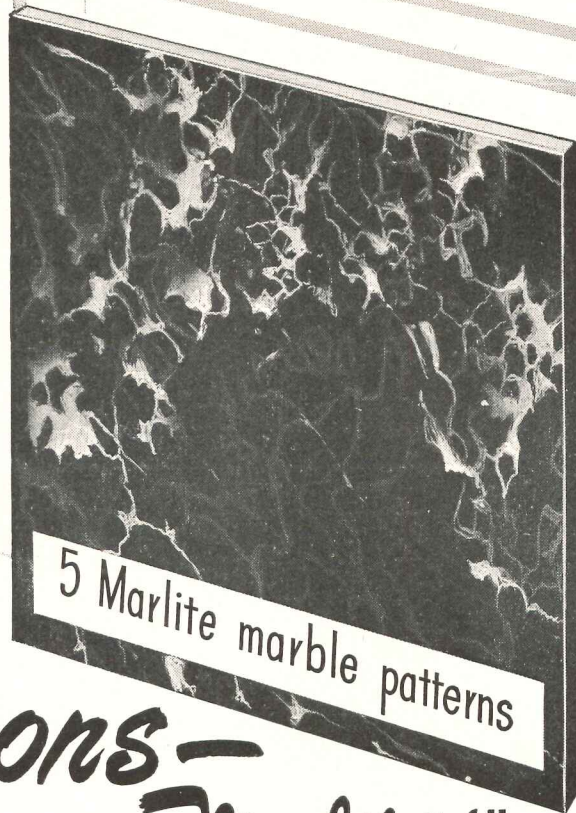
A DIVISION OF HORN INDUSTRIES

FORT DODGE, IOWA



ESTABLISHED 1909





# 10 more reasons — Marlite!

why customers are saying "make mine Marlite!"

Remarkable is the word for these exciting new Marlite plastic-finished wall panels. Here's all the rich warmth of fine woods, the stately grandeur of rare, imported marbles . . . faithfully reproduced and permanently retained in Marlite's exclusive *sealed-in* surface. And matching mouldings, in wood and marble patterns, complete the effect.


Think of the distinctive new interiors you can offer your clients

with these authentic patterns—in offices, stores, banks, hotels, institutions, homes, and a host of other interesting installations. And builders will tell you that famous Marlite is easy to work and handle . . . goes up fast over old walls or new . . . covers wide areas quickly and at surprisingly low cost. Marlite is perfect for either new construction or remodeling. Marsh Wall Products, Inc., Subsidiary of Masonite Corp.

Mahogany Wood Pattern Marlite used in the new offices of the Calumet Brewery, East Chicago, Ind.



Ideas for Architects!



Marsh Wall Products, Inc. Dept. 805 Dover, Ohio

- Please send my FREE copy of your new 4-color idea stimulating folder on the 10 new Marlite Wood and Marble-Patterns.
- I can also use other descriptive literature on the complete Marlite line.

NAME \_\_\_\_\_

FIRM \_\_\_\_\_

ADDRESS \_\_\_\_\_

CITY \_\_\_\_\_ ZONE \_\_\_\_\_ STATE \_\_\_\_\_



(Continued from page 178)

and 1 in. respectively of *Vermiculite* plaster on metal lath have been issued by Underwriters' Laboratories.

Proportions, in keeping with American Standards Association standard specifications for gypsum plaster, for the scratch coat were 100 lb. of fibered gypsum plaster to 2 cu. ft. of Vermiculite plaster aggregate; for the brown coat, 100 lb. of fibered gypsum plaster to 3 cu. ft. of Vermiculite aggregate.

In the recent tests, the Vermiculite plaster was applied to metal lath spaced  $1\frac{1}{4}$  in. away from column flanges. Space between the back face of the metal lath and the column flanges was maintained by use of metal lath spacers, and the space was then filled solid with Vermiculite plaster, pressed through the lath at the time of application. A white coat finish was applied to both columns.

Sponsors of the tests report Vermicu-

lite plaster is the only type which has received a rating as high as 4 hrs. for column protection. Vermiculite Institute, 208 S. La Salle St., Chicago 4, Ill.

## LIBRARY FURNITURE

Sectionalized construction permitting sectional or unit assembly is a leading feature of *New Life* library furniture, which is characterized by flat planes, smooth surfaces and natural grain finishes.

Made in a variety of selected woods which include birch, maple and oak, *New Life* designs are available in charging desks with color-selected linoleum tops; library shelving to create newspaper racks, magazine racks and glazed door cabinets; filing cabinets; dictionary stands; round or rectangular tables.


Flexibility of arrangement as well as choice of unit type are said to be important advantages offered by the line. John E. Sjoström Co., 1715 N. 10th St., Philadelphia 22, Pa.

## PUSH BUTTON DOOR "KNOB"

A door "knob" that's not made for turning is the new *Tenite* plastic handle, made to be screwed to the door at top and bottom, and containing a push button and a standard-size keyhole.

Set flush in the center of the handle, and made in a contrasting color, the button is aligned with the latch case so that, when pressed, it releases the latch bolts, and the door can be opened. Closing the door re-cocks the latch.

A set of handles and corresponding




Pressing of button releases latch bolts

latch and catch plate can be installed either in a new door or in the recess of an old lock. Canadian Automatic Latch Co. Ltd., 103 Woodycrest Ave., Toronto, Canada.

(Continued on page 182)



## Space Savers... FOR SCHOOLS LARGE OR SMALL



## R-W DeLuxe FoldeR-Way Partition Automatic-Electric


Specifically designed for school gymnasiums, auditoriums, stages, and other high or wide openings which must be closed against both light and sound, DeLuxe FoldeR-Way partitions by Richards-Wilcox

are completely automatic and cost less than many manually operated partitions. To economize in space and expenditures, consider R-W DeLuxe FoldeR-Way partitions in your building or remodeling plans.

## R-W No. 883

### Multiple Action School Wardrobe

An outstanding feature of Richards-Wilcox Classroom Wardrobes is that the entire unit is designed to avoid overcrowding. The hat and coat racks accommodate eight or ten pupils for each door. Note slate blackboards mounted on wood doors.




For complete information about R-W DeLuxe FoldeR-Way Partitions and Multiple Action School Wardrobes, contact our nearest office.

# Richards-Wilcox Mfg. Co.

"A HANGER FOR ANY DOOR THAT SLIDES"  
AURORA, ILLINOIS, U.S.A.

Branches: New York Chicago Boston Philadelphia Cleveland Cincinnati Washington, D. C.  
Indianapolis St. Louis New Orleans Des Moines Minneapolis Kansas City  
Los Angeles San Francisco Denver Seattle Detroit Atlanta Pittsburgh

1880  1949  
OVER 69 YEARS



# pick and shovel days are over

Bull-dozers and steam shovels ended pick and shovel methods in earth moving. So modern strip mill facilities banished pick and shovel techniques in rolling stainless sheet and strip. Climaxing this progress, CRUCIBLE, a *specialty steel* producer for half a century, has built an \$18,000,000 mill at Midland Works *specifically* for rolling stainless steel—the *first mill* that has ever been built to take complete advantage of the *best* in stainless rolling practice.

You would expect this of CRUCIBLE. You would expect that the top organization in the *specialty product* field would make stainless as a specialty—and you would be right. Here at Midland, hot and cold rolled stainless sheet and strip are made in widths from ½" to 50" inclusive, in all gauges, grades and finishes, with the same precise quality control that has made CRUCIBLE the leader in special service steels for generations.


Moreover, with Trent Tube Co. joining the organization you can now turn to CRUCIBLE for *every* type of stainless—sheets, plates, strip, bars, tubing, forgings, wire and castings. Data sheets are available for all grades. Your inquiries will have prompt attention.

CRUCIBLE STEEL COMPANY OF AMERICA

405 Lexington Ave., New York 17, N.Y.

*Branches, Warehouses and Distributors in Principal Cities*

*for  
stainless  
sheet  
and strip*



**CRUCIBLE**

hot and cold rolled

first name in special purpose steels

**STAINLESS SHEET AND STRIP**

STAINLESS • HIGH SPEED • TOOL • ALLOY • MACHINERY • SPECIAL PURPOSE • STEELS



(Continued from page 180)

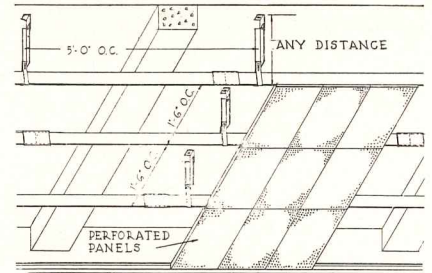
## GYMNASIUM CEILING

An aluminum panel acoustical ceiling specifically designed for gymnasium adaptation is said also to provide for uniform air distribution, since the holes in each panel can be utilized as air delivery orifices.

Described as entirely incombustible, the panels, which are 1 ft. wide and 1½ ft. long, can be removed for access to plumbing, wiring or ductwork above.

Costs are said to be lowered by use of a simplified suspension system to eliminate the standard cross furring procedure for hung ceiling work.

The manufacturer reports that a 75 per cent noise reduction coefficient can be obtained by covering two thirds of the ceiling area above the aluminum panels with sound absorbing pads. Simplex Ceiling Corp., 552 W. 52nd St., New York 19, N. Y.



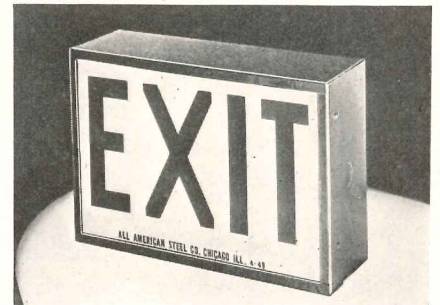
Aluminum panels for gymnasium ceiling

## PHOSPHORESCENT SIGNS

A new series of "Exit" and "Fire Escape" signs utilizes phosphorescence to keep the signs glowing after other light sources are gone.

The signs are designed for installation without separate service if desired. In many localities, they may be wired to present system.

The series carries the U. L. Approved



Exit sign "glows" when power goes off

label. All American Products, Dept. 175, 141 Jackson Blvd., Chicago, Ill.

## INNER-SERVICE THEATER SIGN

Designed to retain the advantages of the inner-service marquee while conforming to economy and space specifications less generous than average is the new attraction sign erected at the Strand Theater in Milwaukee, Wis.

Like the inner-service marquee first installed at the Fox Garfield Theater

(Continued on page 184)


Attraction board is serviced from inside



One of several Barcol OVERdoors at loading platform openings. These doors are exposed to the weather, must close tight to keep stored cookies fresh and the boxes clean.



ARCHITECTS  
AULER, IRION & WERTSCH  
OSHKOSH • WISCONSIN



Left, a big Barcol OVERdoor on the main truck entrance into the plant. This door is electrically operated, opening and closing smoothly and quickly by convenient switch control.


## A MODERN FOOD PLANT USES

# BARCOL OVERdoors

## ELECTRIC DOOR OPERATOR

Specially designed, with distinctive features. Adaptable to all types of sliding, steel rolling, and overhead doors, also to sliding gates.

Write for up-to-date literature.



Wisconsin is one of our States where good food is enthusiastically produced... and consumed. Only natural, then, that in building the Rippin' Good Cookies new plant, up-to-date design and quality equipment were used throughout... including Barcol OVERdoors on the service entrances. The Barcol OVERdoor is ideal for buildings where lasting performance is important. It is sturdily built of best materials, carefully engineered for strength, durability, and smooth operation, and accurately installed and serviced by factory-trained men. The Barcol OVERdoor excels in being weathertight AND easy-working. For details of possible applications, consult your Barber-Colman representative. See Our Catalog in Sweets'.

FACTORY-TRAINED SALES and SERVICE REPRESENTATIVES in PRINCIPAL CITIES




**BARBER-COLMAN COMPANY**  
102 MILL ST. • ROCKFORD, ILLINOIS



**MAKE YOUR CLIENTS HAPPY...**

**DESIGN A ROOM LIKE THIS**

*... Just for Fun!*



*Put a plaid pattern of Mura-Tex\* on the wall. Design a shuffleboard into the Flexachrome\* floor. Make a table from a lolly column. Presto! you've designed a playroom a millionaire would be proud to own...and one almost every client can afford.*

Point out how easy it is to transform the dreary waste space "down cellar" into a gay playroom the whole family can enjoy. Quickly. Easily. Reasonably.

One of the most important questions you'll have to answer is, "What to do about floors and walls?"

You are sure to please when you specify Flexachrome for floors, and Mura-Tex for walls. Why?

Because they're decorator-designed in a wide range of sharp, clear colors . . . Companion colors that harmonize or contrast perfectly. You can design special inserts to set into the tile, like the shuffleboard above . . . a personal monogram . . . or anything that meets

a whim, yours or your clients'. We'll cut them to your order.

And your clients will sing your praises long after your job is done.


These plastic-asbestos tiles are so tough and durable the most active family imaginable isn't likely ever to wear them out. Yet they stay clean and sparkling with a minimum of maintenance . . . a real boon for today's "help-less" housewives.

Get full particulars on these and other Tile-Tex products. See Sweet's, or write us. We'll rush complete data and specifications. THE TILE-TEX DIVISION, The Flintkote Company, Chicago Heights, Illinois.

**Tile-Tex**  
PLASTIC-ASBESTOS

**FLOORS AND WALLS**

*Flexachrome makes a dramatic entrance*



A good first impression is a foregone conclusion when you specify Flexachrome for the foyer. Big black and white tiles in a sharp, clear checkerboard pattern make a striking entrance, as durable as it is beautiful . . . as easy to clean as it is easy to look at.

*\*Registered Trademark, The Flintkote Company*



(Continued from page 182)

in Milwaukee, the new sign is designed as a room, which makes it possible to save time and expense by servicing the attraction board from inside.

With this sign, the manufacturer reports, the exhibitor can change copy from the inside without ladders; provide a convenient, efficient letter storage space; remove plastic from letter frames easily when necessary; clean plastic quickly and safely; use color changer


to vary attraction board colors; change and clean lamps without disturbing feature copy; project pictures or slides on the attraction boards.

An important advantage pointed out by the designers is the additional brilliance achieved by the more frequent cleaning of the sign made possible by ease of access to it.

The inner-service marquee utilizes industrial-type Holophane reflectors to

give even distribution of light over the entire sign face.

For reasons of space economy, the Strand sign substitutes a conventional-type lighting structure which rides on an overhead trolley to facilitate removal of the entire lighting structure for letter



## WITH FERALUN SAFETY TREADS

Workmen at the Curtiss Wright Plant, Propeller Division, Caldwell, N. J., go up and down these stairs . . . safe at every step.

Their shoe soles come to grips with non-slip Feralun Safety Stair Treads, cast iron, with wear-resistant abrasive embedded right in the walking surface.

Heavy traffic day in, day out — but Feralun Safety Treads, built to take hard use, stay non-slip . . . last and last.

And that means low maintenance . . . and high safety.

### 4 TYPES:

Cast iron base . . . . FERALUN  
Bronze base . . . . BRONZALUN  
Aluminum base . . . ALUMALUN  
Nickel bronze base . . NICALUN

### 3 SURFACE STYLES:

hatched . . . plain . . . fluted

Use coupon below to get our free, illustrated catalog. Also consult Sweet's File, Architectural, 13 a-8.

AMERICAN ABRASIVE METALS CO.  
460 Coit Street Irvington, N. J.

(AR-8-49)

Please send me your catalog on non-slip stair treads, floor plates, thresholds, elevator sills, and safety tile.


Please have one of your safety engineers contact me.

Name.....Title.....

Company.....

Street.....

City.....State.....



View of interior and lighting structure


changing and cleaning. This substitution is the only basic difference between the two signs.

The inner-service design has been patented. Poblocki & Sons Co., 2159 Kinnickinnic Ave., Milwaukee 7, Wis.

### IDENTIFICATION BY COLOR

Architect's inspection of metal lath work is simplified by the use of *Color-Rite* metal lath, because weight and direction of application are evident from the colored band at the end of each sheet of lath. Easier application is also reported. United States Gypsum Co., 300 W. Adams St., Chicago, Ill.

Colored ends make lath inspection easier




### AUTOMATIC WASHERS

Designed for use in self-service laundries, apartment house or multiple-unit dwellings and in other commercial installations are two new automatic washers which complete the entire cycle in 35 minutes.

(Continued on page 186)





Schmidt and Paolinelli, Architect

Photo Piaget Studio

## WHAT ARE WINDOWS' MOST IMPORTANT FUNCTION IN SCHOOLS?

1. To admit natural daylight...2. To control ventilation...3. To provide distant vision...4. To protect against the elements.

## WHAT WINDOWS DO ALL FOUR BEST?

Ceco\* Steel Windows...Here's how:

1. Less obstruction due to slender frames and muntins means up to 60% more light area. Then, too, they employ clear glass which lets in the greatest amount of light.
2. Ventilation is controlled up to 100%—drafts are avoided.
3. Bulky and intruding interruptions to view are minimized because of slender frames and muntins. The result—more distant vision.
4. Tight weatherseal means heat and cold from the outside are always under control.

No other window opening can match Steel Windows in those four important functions. The cost? Only  $\frac{1}{4}$  to  $\frac{1}{2}$  as much . . . Lowest of all installed.

**CECO  
STEEL**

\*  
®

### CECO STEEL PRODUCTS CORPORATION

General Offices: 5601 West 26th Street, Chicago 50, Illinois  
Offices, warehouses and fabricating plants in principal cities

WRITE FOR  
DESCRIPTIVE  
BOOKLET

*In construction products* **CECO ENGINEERING** *makes the big difference*



(Continued from page 184)

These models represent revision of a standard line for commercial installation. One, the AW6C1, has a built-in coin meter and coin box; the other, the AW6C2, has no coin meter attachment.

The washers hold up to nine pounds of assorted dry clothes and automatically wash, rinse, damp-dry, and shut themselves off. Water temperature may be set for warm or hot.

The units are 36 in. high, 27 in. wide

and 27 in. deep, made of rust-resistant steel and finished in white baked enamel. General Electric, Appliance & Merchandise Dept., Bridgeport 2, Conn.

### LADDER BRACKET

Described as useful for home owner or contractor, the *Steadfast* offset ladder bracket is designed to prevent damage to cornices and gutters.

Ladders are supported by a swivel-

bearing plate from roof slopes, regardless of pitch, and ladder rails are thus kept free of cornice members.

Offsetting the ladder from the sidewall permits mechanics to work under projecting areas and to install storm or screen windows, hang gutters, paint cornices and repair gutters, the manufacturer points out. *Steadfast* Equipment Co., 57 Wheeler Ave., Pleasantville, N. Y.

### CONTROL FOR GAS BURNERS

*Magic-Heel* control, now furnished with *Smithway* gas conversion burners and hot water boilers, is described as the long-sought answer to the problem of eliminating the "cold 70" condition so prevalent in conventional automatic firing.

Simplicity of design and operation of the throttling control are reported to keep cost of installation and service requirements low. A. O. Smith Corp., Toledo, Ohio.

### WALL SWITCH PLATES

Electrical wall switch plates double-sized to protect walls from soiling and perforated for easy installation on single tumbler light switches are being offered in a new line.

Finished in Alumilite processed basic shades to harmonize with any color scheme, the plates are 26 in. square. The extra size is said to eliminate the need for shields or mats on the walls.

The *Sianor* plates are also available in scratch-proof, deep-dimpled patterns in special rigidized stainless steel. The *Sianor* Co., 3746 Kelley Ave., Cleveland 14, Ohio.

### CABLE CONNECTOR

A new connector for fastening non-metallic sheathed cable to electrical outlet boxes is made of spring steel for ease of installation and is plated against corrosion. It is installed by being pressed firmly with the thumb or tapped lightly from the inside of the knock-out until the connector snaps into position against the outlet box. The non-metallic cable is then pushed through the connector to the desired length where it is held in position without screws or locknuts. Should removal of the connector be necessary, it is pressed together with pliers and pushed through the knock-out. The *Paige No. 52* Connectors are reported suitable for composition, plastic and rubber insulated cable. Allied Electrical Mfg. Corp., 1 N. LaSalle St., Chicago 2, Ill.

(Continued on page 188)

### For Any Interior Door — at a Cost Comparable to Ordinary Treatment

Wherever self-closing doors are convenient or necessary, the Rixson Uni-Check is chosen by many hundreds of architects and builders for its clean-cut, functional design and quiet, automatic operation.

In four spring capacities, the Uni-Check is suited to any interior door, wood or metal—permanent partitions as well as main doors.

Note the compact width and depth of this sturdy unit. Only six movable parts. The door is mounted directly on the Uni-Check. The top pivot is offered in cast bronze or malleable iron or with ball bearing. Automatic hold-open device available.

For a concealed interior door control anywhere, consider the Uni-Check.

Special problems of installation will receive prompt attention from the Rixson engineering and designing departments.




### The Oscar C. Rixson Company

4450 Carroll Avenue, Chicago 24, Illinois • Telephone MAAnsfield 6-5050

ESTABLISHED 1900

Sales Representatives in Principal Cities





The  
**Revolutionary**  
new idea

in Lighting  
**IS HERE**





**module**

REG. U. S. PAT. OFFICE

### The Custom-Fitting Lighting System

The new era in commercial lighting is born—with the first application of the modular principle to lighting! Developed by MITCHELL, MODULE is the *first* and *only* mass produced fluorescent lighting system that easily and economically achieves the results of the finest custom-built installations. MODULE is not merely “another fixture”. It is the fundamentally different, the truly revolutionary new idea in lighting that combines in one single system *all* these unprecedented advantages:

- Makes possible limitless pattern designs
- Custom-fits any room shape or proportions
- Provides unlimited linear flexibility
- Mixes many light sources in one uniform system
- Features equal low brightness throughout
- Provides harmonious matched appearance throughout



Write today for free 20-page MODULE brochure which gives every detail of this exciting new lighting development. Use coupon at right.

MITCHELL MANUFACTURING COMPANY  
2525 Clybourn Avenue, Chicago 14, Illinois

Send full details on MITCHELL MODULE

Firm Name .....

Address .....

City.....Zone.....State.....

Attention:.....



(Continued from page 186)

## PROTECTION FOR BLUEPRINTS

Chartex provides a cloth backing for maps, charts, blueprints and other documents with no equipment but a flatiron.

The sheet of Chartex is placed on the back of the document to be protected and a heated flatiron (temperature low or moderate) is passed over the sheet.

The resulting permanent cloth back-

ing, according to the manufacturer, keeps the document soft and pliable, reinforced against tearing, for an indefinite time. Seal Inc., Shelton, Conn.

## CORNER LAVATORY

A new design in corner lavatories, the *Vivian*, is described as the ideal solution for use in rooms where space is at a premium, since it takes full advantage

of space that might otherwise be wasted, yet gives the user complete freedom of arm movement.

The new lavatory, of vitreous china, has a spout of the same material on a bevel panel at the back. Chromium-plated handles on either side of the spout operate the controls, which utilize the water's own pressure to help shut off water flow.

The lavatory, which is equipped with a positive-action waste fitting, measures 18 by 18 in. overall, and the basin is 16 by 11 in., with a depth of 6 in. at the outlet. Crane Co., 836 S. Michigan Ave., Chicago, Ill.

## AIR CONDITIONER, PURIFIER

Designed to clean, freshen, control the humidity and purify the air passing through it, is a new air treating unit for the home.

The *TEG Conditioner* vaporizes an infinitesimally small amount of triethylene glycol into its air stream which produces a killing action on certain types of airborne bacteria.

The blower of the conditioner draws air through a glass fiber filter-cell flushed continuously by Tegylene. Air is cleaned of dirt particles by intimate contact with the Tegylene and wetted glass fibers. The residue dirt which tends to build up is continuously washed off the cell by the flushing action of the purifying liquid.


Air passing over the saturated filter-cell is humidified by water in the Tegylene; the air also picks up a small amount of glycol vapor which kills the airborne bacteria.

Although it has been used primarily in conjunction with warm air heating, the new conditioner may also be installed to work in connection with a steam or hot water system.

The conditioner is 56 $\frac{1}{4}$  in. high, 26 in. wide and 35 in. deep. It is enclosed in a French gray baked enamel jacket having a crinkle finish. The unit has a  $\frac{1}{4}$  hp blower motor and a 1/30 hp pump motor. The shipping weight is 400 lb. National Air Conditioning, Inc., Johnstown, Pa.

## ERRATUM

In the caption for a diagram of the *Hubbell SP-49 Receptacle*, published in the June issue, the word "rubber" was inadvertently used in a phrase describing the rollers, which are of fibre. The receptacle, a safety-type electrical wall fixture, is made by Harvey Hubbell, Inc., Bridgeport, Conn.



**★ NEARLY ALL BUILDING MATERIALS  
Sponge-up" HEAT RAYS**

"As a matter of fact, practically all materials used in building construction—brick, stone, wood, paper and so on—regardless of the color to visible light, are over 90% black for infra-red radiation. Therefore, air spaces within building walls are bounded by materials which are good absorbers of the radiation which impinges on them."  
DR. J. L. FINCK, in the January 1935 "Architectural Record."

**AND, F.H.A. Tech Circular No. 7 says on Page 18: "The ordinary surface has an emissivity of 90 per cent."**  
(The italics are ours in both quotations.)

**★ INFRA INSULATION Blocks HEAT RAYS**

**★ BARS MOISTURE AND VAPOR    ★ MINIMIZES CONDUCTION**

**★ CHECKS CONVECTION CURRENTS**

The aluminum surfaces of *Infra* transmit or emit by radiation only a negligible percentage of heat actually absorbed by conduction, convection, and radiation; only 3% against 90%, or 1/30th the radiant heat absorption, and 1/30th the emissivity, or ability to transmit heat rays, of ordinary insulation. The slight mass—1 to 500 of low-conductive air—practically eliminates conduction. Scientific compartmentation and construction prevent the flow of convection currents.

**INFRA C FACTORS & ROCKWOOL EQUIVALENTS**

- C.052 Heat Flow Down, equals 6" Rockwool.
- C.083 Heat Flow Up, equals 4" Rockwool.
- C.10 Lateral Heat, equals 3-1/3" Rockwool.

*Thermal Factors Printed on Every Infra Carton*

**ACCORDION MULTIPLE ALUMINUM &  
TRIANGULAR REFLECTIVE AIR CELLS**

*Infra* **INSULATION, INC.**

10 Murray St., N. Y., N. Y.

**WRITE FOR**

*Free*

**32-Page  
Monograph  
"Simplified  
Physics of  
Thermal  
Insulation."  
Address Dept.**



AR



# SALESMAKER of The Month

## TRUSCON PIVOTED STEEL WINDOWS


are adaptable to all types of  
industrial and commercial buildings



Warehouses, factory and storage buildings, garages, filling stations, and a wide range of other non-residential buildings can utilize the lighting, ventilating and economy features of these Truscon Windows. Use them in the structures you are building—they will build prestige and profits for you.

### Wide Range of Types and Sizes

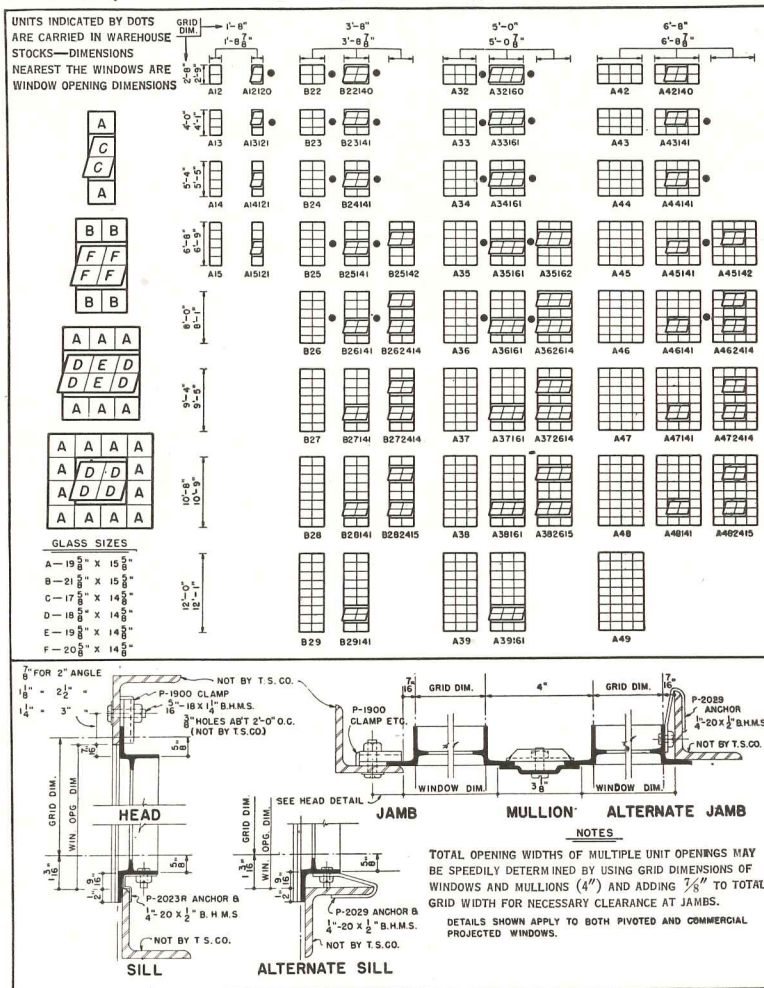
Truscon Pivoted Steel Windows are made of heavy, hot-rolled steel sections. The outside section is of angle shape, providing a  $\frac{5}{8}$ " anchorage at the masonry or mullion connection. The intersection of the horizontal and vertical members is a dovetail mitre rigidly interlocking the bars. All muntin bars, except where ventilators occur, are continuous from head to sill and jamb to jamb. Double contact weathering is provided on all four sides of ventilator.



A typical Truscon Pivoted Steel Window installation showing the extensive lighting and ventilating possibilities of this unit.



Write for free illustrated literature giving complete details of Truscon Pivoted Steel Windows, and describing the entire line of Truscon Steel Building Products. Their design and construction features can help you build prestige and profits.




## TRUSCON STEEL COMPANY

YOUNGSTOWN 1, OHIO  
Subsidiary of Republic Steel Corporation  
Warehouses and sales offices in principal cities

Manufacturers of a Complete Line of Steel Windows and Mechanical Operators • Steel Joists • Metal Lath • Steeldeck Roofs • Reinforcing Steel • Industrial and Hangar Steel Doors • Bank Vault Reinforcing • Radio Towers • Bridge Floors.



Here's why  
**IT PAYS  
TO FENCE BEFORE  
YOU BUILD**



*Specify ANCHOR  
and be **SAFE!***

A sturdy Anchor Chain Link Fence around your building site protects outdoor storage of materials and supplies. Controls employee and motor traffic entering and leaving the building site. Gives "sidewalk superintendents" a friendly view of construction without permitting thoughtless interference with work. Saves you the time and trouble of erecting and tearing down a temporary fence. And, when construction is finished, the Anchor Fence is ready to give your client years of unflinching protection with:

1. *Deep-Driven Anchors*, hold the fence erect and in line, in any soil or weather.
2. *Square Frame Gates*, amazingly free from warping and sagging.
3. *H-Beam Line Posts*, self-draining, rust-free and rigid.
4. *Square Terminal Posts*, improve strength, durability and appearance.

WRITE TODAY for our free, illustrated booklet . . . showing many types and uses of Anchor Fence . . . containing structural diagrams and specifications. Write for your copy to: ANCHOR POST FENCE DIVISION, Anchor Post Products, Inc., 6600 Eastern Ave., Baltimore 24, Maryland.

**Anchor Fence**  
Nation-wide Sales and Erecting Service

(Continued from page 148)

nets and counter tops. Outlines special construction features. 4 pp., illus. Midwest Mfg. Co., Galesburg, Ill.\*

#### **Radiant Heating Controls**

*Electronic Moduflow for Radiant Panel Heating.* Discusses problems in controlling radiant panel heating. Describes typical applications of Electronic Moduflow for controlling forced hot water and hot air systems heating both floor and ceiling panels. 8 pp., illus. Minneapolis-Honeywell Regulator Co., Sales Promotion Dept., Minneapolis 8, Minn.

#### **Electrical Distribution**

*National Electric Plug-In-Strip.* Covers two types of Plug-In Strip — constant service, two wire strip with outlets spaced every 6 or 18 in. and the three wire strip with outlets every 18 in. which provides either constant service or wall switch control. Various fittings required are included. 12 pp., illus. National Electric Products Corp., Pittsburgh 30, Pa.\*

#### **Asphalt Tile**

*Asphalt Tile Color Classification Chart.* Guide to show the commercial equivalents of various manufacturers' color lines which give the same general color tone or effect. The 15 most widely used colors are listed on the chart. Included are instructions for the care of asphalt tile floors. 2 pp. Asphalt Tile Institute, 101 Park Ave., New York 17, N. Y.

#### **Heating**

*Baseboard Heating.* Popular explanation of baseboard heating covering the various types now available. Describes how it works, lists advantages and tells of current research work. 16 pp., illus. Plumbing and Heating Industries Bureau, 35 E. Wacker Drive, Chicago 1, Ill. 10 cents.

#### **Marble**

*Care and Cleaning of Marble.* Covers the cleaning of interior and exterior building marble, cleaning by the poultice method, stain removal, marble cleaning precautions, materials suggested for use in the care and cleaning processes. 16 pp., illus. Marble Institute of America, Inc., Romer Shawhan, Managing Director, 108 Forster Ave., Mount Vernon, N. Y.\*

(Continued on page 192)

GET

*Lowest  
Power  
Costs!!*

INSIST ON

**TODD  
BURNERS**

**-GAS OR OIL**

Whether you burn gas, oil or a combination, you'll be amazed how Todd Burners cut your fuel and maintenance costs . . . give you savings up to 10%, increased power capacity. For utmost economy in your boiler plant—let skilled Todd specialists, backed by 35 years of Todd experience, engineer your replacement of obsolete equipment or new installations.


Oil Burners

Gas Burners

Combination

Oil and Gas

Burners



COMBUSTION EQUIPMENT DIVISION

TODD SHIPYARDS CORPORATION

81-16 45th Ave., Elmhurst, Queens, N. Y.

NEW YORK • BROOKLYN • ROCHESTER  
BUFFALO • HOBOKEN • NEWARK • PHILADELPHIA  
HARRISBURG • YORK • PITTSBURGH • CHICAGO  
RALEIGH • CHARLESTON, S. C. • BOSTON • SPRINGFIELD, MASS. • BALTIMORE • WASHINGTON  
RICHMOND, VA. • ATLANTA • BIRMINGHAM  
DETROIT • GRAND RAPIDS • TAMPA • GALVESTON  
SAN ANTONIO • DALLAS • HOUSTON • TULSA  
MOBILE • NEW ORLEANS • SHREVEPORT  
DENVER • SALT LAKE CITY • LOS ANGELES • SAN FRANCISCO • SEATTLE • MONTREAL • TORONTO  
BARRANQUILLA • BUENOS AIRES • LONDON





**DOOR CLOSERS BY** *LCN*


**CLOSERS CONCEALED IN FLOOR** • ILLINOIS BELL TELEPHONE COMPANY, LONG DISTANCE BUILDING, CHICAGO

Holabird & Root & Burgee, Architects

LCN CATALOG 11-E ON REQUEST • LCN CLOSERS, INC., 466 WEST SUPERIOR STREET, CHICAGO 10, ILLINOIS




(Continued from page 190)



Arch. . . H. H. HARRIS, Los Angeles

## REDWOOD



Arch. . . WILLIAM LESCAZE, N. Y., N. Y.

### ♦♦♦ THAT ALWAYS LOOKS LIKE NEW!

Cabot's California Redwood Stain brings out and maintains the attractive shade of new Redwood! It actually dyes the wood its own typical color . . . permanently prevents dullness and fading. Cabot's California Redwood Stain penetrates deeply . . . shows grain and texture to best advantage. High content of pure creosote oil assures years of protection!

WRITE TODAY for actual sample of Redwood treated with Cabot's California Redwood Stain!

#### SAMUEL CABOT, INC.

822 Oliver Building  
Boston 9, Mass.

### CABOT'S CALIFORNIA REDWOOD STAIN



#### Entrance Doors

*Ellison, the Balanced Door.* Contains many illustrations, detail drawings, specifications and a list of installations on a special entrance door designed to provide easy operation against wind or air suction, facilitate traffic by quicker operation and reduce projection of doors opening out. 12 pp., illus. Ellison Bronze Co., Inc., Jamestown, N. Y.\*

#### Windows

*Gate City Awning Windows in Wood (Catalog No. 82).* Describes operation and construction, gives schedule of standard sizes and lists specifications. Detail drawings show how the windows fit into different types of wall construction. Typical installations are shown. 7 pp., illus. Gate City Sash and Door Co., 15 S. W. Third Ave., Fort Lauderdale, Fla.\*

*Windalume Double-Hung Aluminum Windows.* Standard window and glass sizes for aluminum double-hung and picture windows, details for these windows and installation instructions make up this folder. Specifications are included. 8 pp., illus. Windalume Corp., Dept. D, 323 56th St., West New York, N. J.

#### LITERATURE REQUESTED

The following individuals and firms request manufacturers' literature:

G. J. Berry, Chief Architectural Draftsman, City Engineering Dept., 223 James St., Winnipeg, Man., Canada.

Colonial Williamsburg, Inc., Architectural Dept., Williamsburg, Va.

Harry C. Cooley, Store Fronts, 1217 Spring Garden St., Philadelphia 23, Pa.

W. L. Corson, Sr., P. E., Consulting and General Engineering, 424 E. Emerald Ave., Westmont, N. J.

John E. Daly, Civil Engineer, P. O. Box 465, Old Albuquerque, N. M.

Albert D. Elia, Architect, 822 92nd St., Niagara Falls, N. Y.

Dow Gumerson, A.I.A., 328 Bass Bldg., Enid, Okla.

Frederick C. Klawiter, Architect, 2077 Fairmount Ave., Saint Paul 5, Minn.

Cyrill H. Pfohl, A.I.A., 232½ N. Main St., Winston-Salem, N. C.

Yervant Terzian, Engineer, American University, Beirut, Lebanon.

## The RESTORATION of COLONIAL WILLIAMSBURG

*A Reprint  
of the December, 1935  
Issue of*

ARCHITECTURAL RECORD

*104 pages, bound in cloth  
\$2.50 per copy*

The Colonial Williamsburg Number of ARCHITECTURAL RECORD — issue of December 1935 — was sold out soon after publication but the entire editorial contents have been reprinted and bound in permanent book form with blue cloth covers.

Many thousands of these Williamsburg reprints have been sold but the demand continues unabated.

ARCHITECTURAL RECORD  
119 W. 40th Street, New York, N. Y.

Enclosed is \$..... for which send..... copies of your reprint, *The Restoration of Colonial Williamsburg*, bound in cloth, at \$2.50 per copy. (Add 2% Sales Tax for New York City deliveries.)


Name.....

Address.....

City and State..... A.R. 8-49



# An economical, fireproof **ROOF DECK** for **SMALL JOBS—6,000 to 15,000 square feet** —**Kaylo Roof Tile!**



**Ease of handling** is seen here, as lightweight Kaylo Roof Tile is laid into place on sub-purlins.

## Insulates . . . Fireproof!

Kaylo Roof Tile has an insulating value equal to an inch and a half of commonly used board insulation, and completely eliminates the special operation of applying insulation required for ordinary decks. Kaylo Roof Tile will not burn. The tile itself withstands fire temperatures for more than an hour\* without permitting a temperature rise on the cold side great enough to constitute failure. \*(As defined by the standard A.S.T.M. fire curve).



Two men here carry 8 Kaylo Roof Tiles while walking on roof deck already laid.




**MAIL THIS COUPON TODAY!** 

## Economical . . . Easily Installed!

Because Kaylo Roof Tile is used on large jobs, its outstanding advantage for the small and medium-sized jobs may be overlooked. It makes the ideal fireproof deck for the "in-between" jobs of 6,000 to 15,000 square feet.

A *single* material, Kaylo Roof Tile carries the load *and* provides insulation equal to an inch to an inch and a half of the best roof insulation. Over-all coefficient of heat transmission is approximately 0.19.

And even the small roof of 6,000 square feet or more will ship as a carload. This avoids l.c.l. shipments on some of the major materials used on many small roofs, and also simplifies construction practice.



Kaylo Roof Tile can be laid on properly spaced standard structural shapes or on rail-type sub-purlins attached to purlins, as shown.

## Strong . . . Lightweight!

Kaylo Roof Tile is strong. Each tile is a reinforced structural unit designed for roof loads of 50 pounds per square foot and more, with an adequate safety factor. Kaylo Roof Tile's unusually light weight (5 to 6 pounds per sq. ft.) reduces dead load on buildings and saves steel.

### TYPICAL KAYLO ROOF TILE USERS AND JOBS:

Meyer Motor Corp., Hammond, Ind.  
Arch., Harry J. McComb  
Contr., Peter Becker

Spring Cotton Mills, Lancaster, S. C.  
E. L. Scruggs, Vice-President

Continental Can Company, Elwood, Ind.  
Contr., Turner Construction Co., Chicago

International Harvester Co., Waukesha, Wisc.  
Contr., Permanent Const. Co.,  
Milwaukee, Wisc.

Minneapolis-Moline Power Implement Co.,  
Minneapolis, Minn.  
Contr., Ernest M. Ganley Const. Co., Inc.

Owens-Illinois Glass Company  
Dept. F-405, P.O. Box 1035  
Toledo 1, Ohio

Please send me, without obligation:

- Illustrated booklet, "Kaylo Insulating Roof Tile"  
 Free sample of Kaylo Roof Tile  
 Have representative call


Name \_\_\_\_\_

Address \_\_\_\_\_

City \_\_\_\_\_ County \_\_\_\_\_ State \_\_\_\_\_



# KEWANEE®




**Carbonated Beverage  
Process Steam and  
Heating Boiler Plant**

This new home of the Dr. Pepper Company in Dallas, Texas has been called the *most modern and best equipped syrup plant in the world*. Fine quality of product and the unique slogan under which it is advertised . . . "Drink a Bite to Eat" . . . have made "Dr. Pepper" tops in America's giant beverage industry.

Appropriately this plant . . . 26 acres of modern beauty and efficiency . . . is served by Kewanee Boilers. The extra value built into every Kewanee, and at no extra cost, makes it the logical boiler for outstanding buildings of all types and sizes.

For Small Homes, Skyscrapers or Industrial Plants, there is a Kewanee just right for the heating, power and the process steam.



Thomas, Jameson & Merrill were architects for Dr. Pepper's palatial Headquarters at Mockingbird Lane, Dallas, Texas, and the Engineers were Zumwalt & Vinther. The Kewanee gas-fired firebox boilers which will deliver ten million heat units apiece, steaming at 100 lb. working pressure were ordered thru Southland Supply Co., Dallas and installed by C. Wallace Plumbing Co., Summer Street, Dallas, Texas.

## KEWANEE BOILER CORPORATION

BOILERMAKERS 80 YEARS KEWANEE, ILLINOIS  
Branches in 60 Cities—Eastern District Office: 40 West 40th Street, New York City 18  
Division of AMERICAN RADIATOR & STANDARD SANITARY CORPORATION

*Serving home and industry*

AMERICAN-STANDARD • AMERICAN BLOWER • CHURCH SEATS • DETROIT LUBRICATOR • KEWANEE BOILER • ROSS HEATER • TONAWANDA IRON




Open the  
**MENGEL DOOR** to  
**GREATER BEAUTY!**  
**LESS SERVICING!**



**The Original Mengel Flush Door**

with the Patented "INSULOK" GRID CORE →

... offers your clients 8 Big Advantages



**M**ORE BEAUTY... less upkeep... that's what you open up to your clients through the Mengel Flush Door!

Here's an engineered door that means durability *plus*... a door that provides both utility and smartness... that harmonizes with any setting, modern or traditional.

**You offer more through the Mengel Flush Door**

1. **40% Lighter in Weight**... than standard panel hardwood doors.
2. **Patented "Insulok" Core\***... gives stronger bond between core and faces; keeps faces flat; provides flame resistance.
3. **Solid Hardwood Stiles and Rails\***... provide maximum screw-holding power.
4. **Key-lock Dovetails\***... keep stiles and rails permanently tight.
5. **Slam-tested\***... 25,000 times... proves long life.
6. **Extra Guard Against Warpage\***... provided by special mill-curing process.
7. **Broad Selection of Hardwood Faces**... individually belt-sanded to satin smoothness... permits wide range of finishes... reduces finishing costs.
8. **Engineered Construction**... assures maximum dimensional stability.

\*Mengel exclusive

**Built Like Fine Furniture**

Mengel Flush Doors are built by skilled craftsmen. Their patented "Insulok" core is made of sturdy insulation board strips halved together. No more shrinking and swelling... no more sticking doors. And it means an extra-strong, extra-light, easy swinging door.

Framing is hard, even-textured poplar. Faces are securely bonded to frame and core with moisture-resistant glue.

*Easy cleaning* is another important reason for the popularity of Mengel Flush Doors. Their smooth, unbroken surfaces offer no place for dust to cling. And they *stay* beautiful...no panels to shrink...no moldings to come apart.

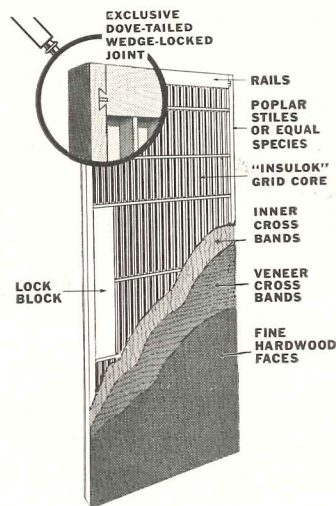
Mengel Flush Doors are now available faced with veneers of *Birch, Mahogany, Oak, Walnut, Gumwood*... other hardwoods to order.

*For easy painting*, the Mengel Flush Door faced with Gumwood offers a satin-smooth surface that never shows a grain raise.

So, for new construction or remodeling, specify Mengel Flush Doors... *the Famous Flush Door with the Patented Core!* For complete information, mail the coupon *today!*

Copyright 1949, The Mengel Company

Mengel Hollow Core Flush Doors are subject to the standard guarantee established by the National Door Manufacturers Association.



... Mail Coupon Today! ...

**THE MENGEL COMPANY**

Plywood Division, Dept. AR-2, Louisville 1, Ky.

Please send me complete information about the Mengel Flush Door.

Name .....

Company Name .....

Street .....


City Zone State .....



**MENGEL Flush DOORS**

THE FAMOUS FLUSH DOOR WITH THE PATENTED CORE





## •• Retail Chain Chooses AGITAIR® To Help Sell Ready-To-Wear




Sales floor in Lane Bryant's Detroit store where Agitair Type R's provide complete customer comfort.  
Architects: C. N. Agree      Mech. Engr.: A. F. Caughey      Air Cond. Contr.: J. Brodie & Sons, Inc.

Correct air distribution means customer comfort . . . and customer comfort means more sales. That's why leading retail chains like Lane Bryant rely on Agitair Type R's noiseless, draftless air diffusion. These modern diffusers deliver 100% air distribution in any shape area from any location . . . blend perfectly with modern ceiling designs.

*Write for Complete Data*

**AIR DEVICES, INC.**  
17 East 42nd St. • New York 17, N. Y.  
AIR DIFFUSERS • AIR FILTERS • ROOF EXHAUSTERS


### *Here's the Secret of Greater Diffusing Ability:*



Patented built-in vanes deflect the air in numerous divergent streams resulting in turbulence at the point of contact with the aspirated air. Result: Rapid mixing, diffusion and temperature equalization.



LET'S GET AN ESTIMATE ON  
FABRON WALL COVERINGS  
BEFORE WE WRITE THESE SPECS!



There are two good reasons why a FABRON estimate—*before* specifications are written—is of vital importance to every architect considering the use of this canvas-plastic-lacquer wall covering in his projects.

One—the estimate gives a clear advance picture of accurate costs and permits discussions of the subject with principals in concrete terms.

Two—in the event FABRON is decided on, the rollage requirements and costs established by the estimate will be of real value to both architect and bidding contractors when bids are asked for. Inclusion of these figures in the original specifications—or asking us to forward them to the bidders—provides contractors with a dependable cross-check when shaping their bids. Helps prevent unnecessary inflation of bids—insures FABRON's availability at a cost that is within your budget.

Our Estimating Department will gladly prepare an estimate from your blueprints. At the same time we'll also draw up a suggested decorative scheme, if you like, complete with samples. No obligation or cost, of course. Why not drop us a line?

**FREDERIC BLANK & CO., INC.** • Est. 1913 • 230 PARK AVE., NEW YORK 17, N.Y.  
Represented in Canada by The Robert Simpson Company Limited—Special Contract Division

• In one operation, FABRON hides plaster blemishes, prevents expensive plaster repairs, assures complete washability and color fastness, eliminates expensive periodic redecorations. Initial cost within present-day budget. Applied like wallpaper. Easily repaired by invisible inlay. More than 160 colors, textures and patterns offer latitude unmatched by conventional treatments. And—FABRON prevents fire spread, carries the Underwriters' Laboratories, Inc. label.



**DELAWARE HOSPITAL**, Wilmington, Del.  
*Massena & Du Pont, Inc., Architects*  
*Turner Construction Co., General Contractor*


Indicative of FABRON's long-term durability is the fact that it has been serving to complete satisfaction throughout this outstanding 350-bed hospital since the building was first opened in 1940. The savings that FABRON has effected in redecorating expense and uninterrupted room income have already paid for the material's initial cost several times over—with years of additional trouble-free service still ahead. All told, FABRON is being used in more than 1000 hospitals, a similar number of hotels and countless schools, universities and similar institutions.

**Fabron**®

The canvas-plastic-lacquer wall covering for institutions







## PSYCHOANALYZING A HOUSE...


Every house has a pattern to reveal...but you don't have to be a specialist to spot a dream house. It's the house reflecting quality from doorstep to chimney top; it's the house that's owner-built. And that's why House & Garden's high percentage of owner-builders\* is of such importance in building circles.

Owner-builders demand the best materials, insist on fine equipment from cellar to ceiling and *have the power to specify your products*. Reach them through House & Garden, *their authority on building, your showcase for building products*.

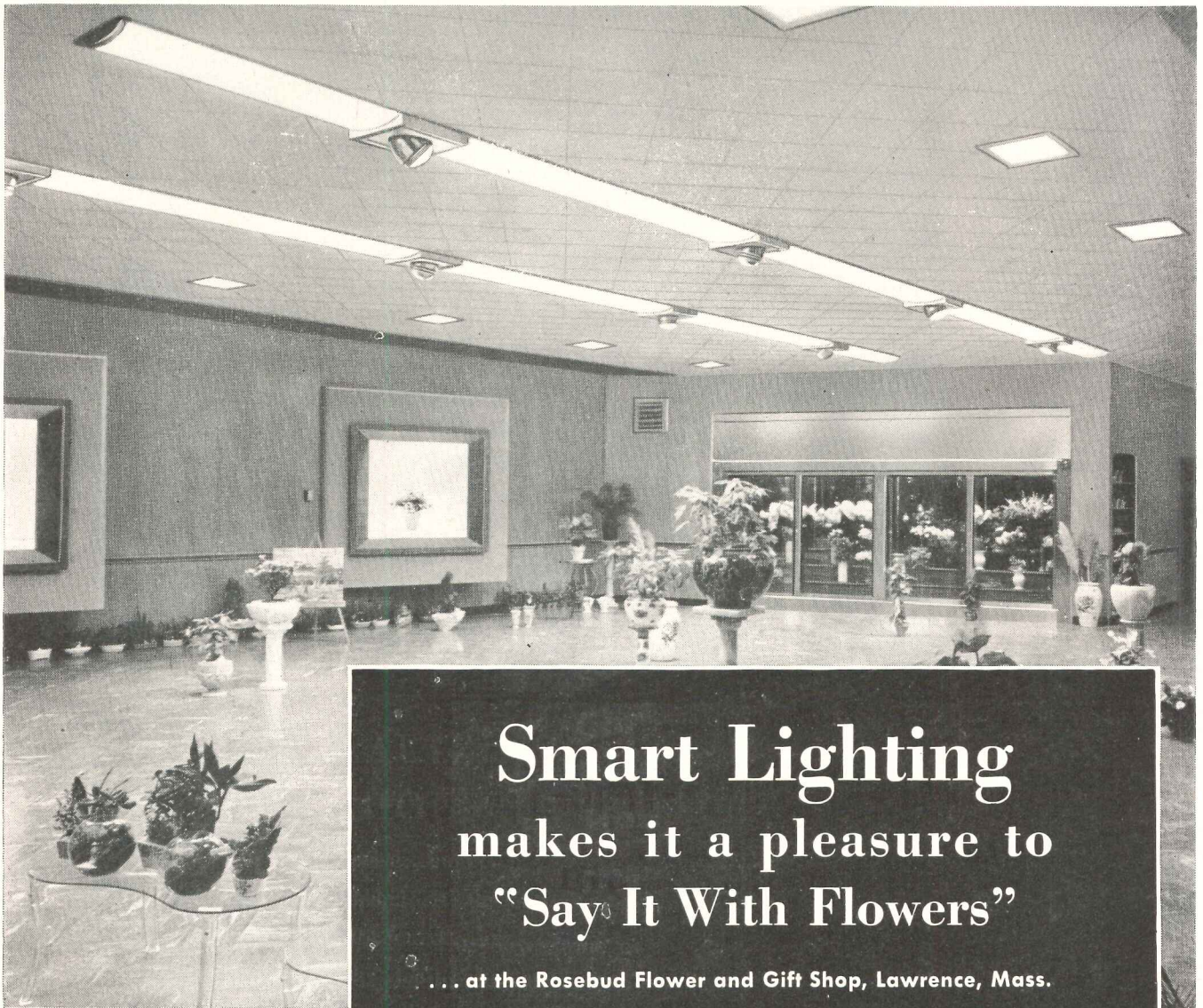
*\*43% of House & Garden's families plan to build a new home:  
House & Garden's current circulation: over 400,000*

# House & Garden

*...for the Owner-Builder market*








**Smart Lighting**  
**makes it a pleasure to**  
**"Say It With Flowers"**  
 ... at the Rosebud Flower and Gift Shop, Lawrence, Mass.

Architects: Ashton, Huntress & Pratt  
 Lighting Engineer: Henry R. Loeschner,  
 Lawrence Gas & Electric Co.  
 Lighting Equipment:  
 Litecontrol No. 9134, 3-lamp lens  
 fixture; No. 12F-V30 lens boxes;  
 No. P38 UF adjustable spots;  
 20 and 40 watt fluorescent strips  
 inside shadow boxes.  
 Footcandles: 35 in service (average).

Delicate flower shapes and colors vibrate with fresh, natural beauty in the smooth, well-diffused light of this ultra-modern flower shop. Evidence again of how Litecontrol fixtures can add lighting punch that pushes sales curves up.

Whether your clients are selling flowers, flour or flannels, you'll find Litecontrol engineers . . . and Litecontrol fixtures . . . the answer whenever you want unusually effective lighting installations. We'll be glad to help with new, and different, ideas or complete lighting layouts.



**... with LITECONTROL NO. 9134 FIXTURE**

The basic unit of this distinctive lighting installation is a flush, troffer-type fixture, using Holophane Control-lens® curved lenses which give unusually effective light distribution. Sturdy and strong, it's easy to install and a guarantee of long years of trouble-free service.

| Cat. No. | No. of Lamps | HOUSING |       |        | TRIM   |       | Weight  |
|----------|--------------|---------|-------|--------|--------|-------|---------|
|          |              | Length  | Width | Height | Length | Width |         |
| 9124     | 2-40W        | 48"     | 13¼"  | 5½"    | 51"    | 15¼"  | 46 lbs. |
| 9134     | 3-40W        | 48"     | 13¼"  | 5½"    | 51"    | 15¼"  | 51 lbs. |

End Cap — No. 9100-3. Suspension Strap — No. 9100-6



**LITECONTROL**

*Fixtures*

KEEP UPKEEP DOWN

DESIGNERS, ENGINEERS AND MANUFACTURERS OF FLUORESCENT LIGHTING EQUIPMENT DISTRIBUTED ONLY THROUGH ACCREDITED WHOLESALERS





## Roddiscraft FLUSH DOORS

**Where you want "Nothing but the best!"**


You will find Roddiscraft Flush Doors in installation after installation where specifications call for "Nothing but the best." Houston's fabulous Shamrock Hotel is a recent example.

Here, where top quality is the first requirement, all room doors are Roddiscraft Solid Core Flush Veneered Doors.

When you specify Roddiscraft, you have your choice of two quality doors—the Roddiscraft Solid Core Flush Veneered Door, rugged, water-proof, and highly resistant to fire and the passage of sound—a

craftsman's masterpiece. Or, specify the new Roddiscraft popular lightweight Housemart Door which features the Roddiscraft exclusive accordion core, combining light weight with strength.

Roddiscraft Solid Core Doors and the Housemart Door, in standard sizes, are immediately available from your nearest Roddiscraft warehouse. See Sweet's Architectural File 15C-8 and Sweet's Builders File 36-3A for specifications and construction details.



**RODDIS PLYWOOD CORPORATION, Marshfield, Wisconsin**

**WAREHOUSES:** Cambridge 39, Mass., 229 Vassar St. • Charlotte, N. C., 123 E. 27th St. • Chicago 32, Ill., 3865 W. 41st St. • Cincinnati 2, Ohio, 457 E. Sixth St. • Dallas 10, Texas, 2800 Medill St. • Detroit 14, Mich., 11855 E. Jefferson St. • Kansas City 3, Kan., 35-53 Southwest Blvd. • L. I. City, N. Y., Review & Greenpoint Ave. • Los Angeles 11, Calif., 2860 E. 54th St. • Louisville 10, Ky., 1201-5 S. 15th St. • Marshfield, Wis., 115 S. Palmto St. • Milwaukee 8, Wis., 4601 W. State St. • New York 55, N. Y., 920 E. 149th St. • Philadelphia, Pa., Pier 5, N. Delaware Ave. • Port Newark 5, N. J., 103 Marsh St. • St. Louis 10, Mo., 4453 Duncan Ave. • San Antonio, Texas, 727 N. Cherry St. • San Francisco 24, Calif., 345 Williams Ave.






Architect says, "Wurlitzer Organ perfect for lodge installation"

"A pleasure to play and listen to," says lodge organist for 16 years


Out in Wheaton, Illinois, Wheaton Masonic Lodge 269 has a new lodge building to replace one recently destroyed by fire.

The old lodge, equipped with an expensive pipe organ, had been served regularly by the same organist, Mr. Knud L. Fauborg, for sixteen years. Because of his experience and knowledge of the subject, it was he who was asked to select the organ for the new building.

It is a significant fact that Mr. Fauborg immediately chose a Wurlitzer Electronic Organ. And it is equally significant that he found the architect, Mr. Robert Salisbury of Wheaton, in complete agreement with his choice.



*New Masonic Lodge Building in Wheaton, Illinois*



*Wurlitzer Organ, Series 21. The model chosen for the Masonic Lodge Building in Wheaton, Illinois*

"The Wurlitzer Organ," Mr. Salisbury says, "calls for very little detailed planning, is easy to install, and conserves a great deal of valuable space."

And to these important points in favor of the Wurlitzer, Mr. Fauborg adds this: "The tonal quality and range of the Wurlitzer are superb. And, of course, there's a decided saving in cost."

In Wurlitzer's complete line of electronic organs there are models for every type of installation. And our own skilled technicians are glad to assist architects with specific suggestions. May we send you complete information?

**WURLITZER**

WORLD'S LARGEST BUILDER OF ORGANS AND PIANOS  
UNDER ONE NAME

The Rudolph Wurlitzer Company, Organ Division, North Tonawanda, New York





**TERRAZZO in action**

**LOWEST P.F.P.Y.\* COST ON RECORD**

THANKS TO *Terrazzo*

These stairs will last . . . as long as the building does. That's why the P. F. P. Y.\* cost is so low. Marble-hard, concrete-durable terrazzo is the closest thing to erosion proof available to the builder today.

But Terrazzo's benefits extend beyond durability. Requiring no refinishing, no painting, no costly repairs—being easy to keep clean—these aren't its only virtues. Terrazzo is versatile. Designs and colors are as unlimited as your imagination. Specify Terrazzo for floors, wainscots, stairs, and walls—and do your client a permanent service.


\* PER FOOT PER YEAR



For free, AIA Kit, a complete reference work about TERRAZZO, the once-in-a-lifetime floor—write

**THE NATIONAL TERRAZZO AND MOSAIC ASSOCIATION, INC.**

1420 New York Avenue, N. W., Dept. R, Washington 5, D. C.



Another  
**Overly**  
Goodwin Batten Type  
**Metal Roof**

Overly's Goodwin Batten Type aluminum roofing installed on the huge 150 foot dome of the Cincinnati Union Terminal.


**The Advantages of Overly Metal Roofing**

- Lifetime Protection
- No Maintenance
- Lightweight Design
- Watertight Mechanical Joints
- Applied over any roof deck
- Preformed at Shop
- Speedy Erection
- No Design Problems

Write for detailed information and engineering advice on your roofing problems.

**Overly MANUFACTURING COMPANY**  
GREENSBURG PA.

The Sixth of a Series in the interest of more efficient use of steel . . . a vital American resource.



**A VICTORY FOR BETTER USE OF STEEL IN CONSTRUCTION**



Old type reinforcing bars depend on localized anchorage.



Multi-Rib improved bars distribute anchorage and loads.

Industry-wide acceptance of ASTM Specification A 305 deals a knock-out blow to waste in steel. Hooked ends are no longer recognized as an added anchorage factor with adequately deformed bars.

Laclede Multi-Rib Reinforcing Bars, which have contributed to the acceptance of ASTM 305 Specifications, are rated at more than double the bond strength of plain hooked bars. Bond values of 10% of the concrete strength are now permitted in reinforced concrete design.

Include these specifications in your construction and have all the advantages of strength, safety and steel conservation with Laclede Multi-Rib Bars.



Write us about specifying Laclede Multi-Rib bars on your jobs.

**LACLEDE STEEL COMPANY**  
St. Louis, Mo.



# Now...A Classroom Lighting Installation Meeting or Bettering All Recommendations of American Standard Practice

An Engineering Report on Over-ALL Lighting by an Independent Consulting Illuminating Engineer.

Write for your copy.


This is undoubtedly one of the first classrooms to be measured against the recommendations of American Standard Practice for School Lighting, sponsored by I.E.S. and A.I.A., and approved September 20, 1948. This child-conditioned classroom in John Simpson Junior High School, Mansfield, Ohio, meets or betters all artificial lighting requirements of American Standard Practice, as well as (with the exception of the floor) those of the National Council on Schoolhouse Construction.

**Description of Classroom:** Room 101, John Simpson Junior High School, Mansfield, Ohio. 30 feet long, 22 feet wide, 12 feet high. Ceiling white. Walls yellow and turquoise. Natural finish seating. Light green chalkboards. Ivory tackboards. Double row of diffusion screens mounted at windows.

**Lighting Installation:** Four continuous rows of two-lamp, 40W Wakefield Star units with luminous indirect plastic reflectors using 3500° white fluorescent lamps.

**Weather Conditions:** The survey was made on November 26, 1948, seven months after installation. The day was dark and cloudy with sky brightness so low the brightness of the diffuser at the window was approximately the same as that of the wall adjacent to it (66 footlamberts).

A copy of the complete detailed engineering report is yours for the asking. It is interesting to note that all equipment and materials used in this classroom are regularly available from manufacturers' stocks, and we will be glad to supply manufacturers' names, catalog numbers and descriptions of materials on request. Write to The F. W. Wakefield Brass Company, Vermilion, Ohio.



Comparison of Brightness Ratios

|   | Room 101 John Simpson Junior High School | American Standard Practice for School Lighting | National Council on Schoolhouse Construction |
|---|--|--|--|
| Brightness of paper to brightness of desk top   | 1 to 1/1.6                               | 1 to 1/3                                       | 1 to 1/5                                     |
| Brightness of paper to brightness of floor  | 1 to 1/9                                 | 1 to 1/10                                      | 1 to 1/5                                     |
| Brightness of paper to brightness of ceiling  | 1 to 2.78 (max.)                         | 1 to 10  | 1 to 10                                      |
| Brightness of luminaires to surfaces adjacent to them in the visual fields                | 3.4 to 1 (max.)                          | 20 to 1  | no recommendation                            |
| Brightness difference in the surrounding field between the brightest and darkest surfaces | 18.5 to 1                                | no recommendation                              | 50 to 1                                      |
| Brightness difference in the peripheral field between the brightest and darkest surfaces  | 24 to 1                                  | no recommendation                              | 250 to 1                                     |
| Lighting level  | 38 ft. c. lowest; 69 average             | 30 ft. c. min.                                 | 20 ft. c. min.                               |

Comparison of Reflectances


|             | Above 85% | 80 to 85% | 85%       |
|-------------|-----------|-----------|-----------|
| Ceiling     | 62 to 70% | 50 to 70% | 50% min.  |
| Walls       | 48%       | 30 to 40% | 40 to 60% |
| Trim        | 67%       | 50 to 60% | no recom. |
| Tackboards  | 24%       | 15 to 20% | 30% max.  |
| Chalkboards | 30 to 55% | 35 to 50% | 30 to 40% |
| Desk Tops   | 22%       | 15 to 30% | 30 to 40% |
| Floor       |           |           |           |

## Wakefield Over-ALL Lighting

A BASIC CLASSROOM TOOL








## DRY WALL CONSTRUCTION has come of age!

**Homasote permits dry wall construction with the average wall in one piece**

HOMASOTE COMPANY has long been one of the pioneers and strongest advocates of dry wall construction.

Today the average home owner knows a good deal about this sensible, modern method of building. For the past 32 years, Homasote has been



steadily replacing plaster and has now been used in millions of dollars worth of private homes.

The average wall is covered with a single piece of Homasote. If a wall runs longer than 14' the joint is made at the door or window and covered with an architectural panel. Ceilings larger than 8' x 14' are beamed or paneled so that every detail is a desirable architectural feature. Many an architect has acclaimed Homasote *the perfect base* for either paint or wallpaper.

When you design and build with Homasote you are giving the home owner tops in both

structural strength and insulating value. You are giving him walls that are permanently crackproof. (You save yourself the time of waiting for plaster to dry.) You give him a quieter, drier house with dependable insurance against musty closets and mildewed walls.


Today you can specify dry wall construction—with Homasote—in complete confidence. We invite architects and builders to send for illustrated booklet—giving physical characteristics, performance charts, specification data and application instructions.



**... oldest and strongest insulating and building board on the market**

**HOMASOTE COMPANY  
Trenton 3, New Jersey**

Rug Cleaners—Shampoos  
Mopping Equipment  
Window Squeegees  
Mechanics Hand Soaps  
Brooms & Brushes—all kinds  
Soap Dispensers  
Drain Opening Machines  
Fire Extinguishers  
Aromatic Chemicals  
Wax Applicators  
Dishwashing Compound  
Moth Preventatives  
Sanitary Napkins & Dispensers  
Sweeping Compound  
Rubber Aprons—Gloves  
Disinfectant Machines  
Floor Polishing Machines, Etc.  
Everything for better cleaning.



The *specialized* knowledge and experience of the janitor supply house displaying the National Sanitary Supply Association Emblem will prove helpful to you in the proper selection and use of the latest and most efficient equipment and supplies for speeding up your cleaning, maintenance and sanitation program. Proper supplies, equipment and methods *definitely* reduce cleaning costs!

**BUY WITH CONFIDENCE**  
from the Janitor Supply House  
Displaying the N.S.S.A. Emblem

**NATIONAL SANITARY SUPPLY ASSOCIATION**  
(INCORPORATED NOT-FOR-PROFIT)  
National Headquarters: 139 North Clark Street, Chicago 2, Ill.  
Leo J. Kelly, Executive Vice President

## Where Piping Service

*Cannot Fail!*

USE

**DIP**



Trade Mark Reg. U. S. Pat. Office

**ARCHITECTS AND ENGINEERS**

DURANT PRE-SEALED INSULATED PIPE. Specify on all your underground and exposed piping jobs: It is waterproof . . . reduces installation costs to a minimum . . . eliminates electrolysis and corrosion. Durant Insulated Pipe is the perfect pipe for these jobs. Write for catalogue and data book now. Following Western Representatives at your service:

Washington — Seattle: E. H. Langdon Co., 72 Vine Street.

Northern California — Nevada — San Francisco: Durant Insulated Pipe Co., Palo Alto.

Southern California — Nevada — Los Angeles: English & Lauer Inc., 1978 S. Los Angeles Street.

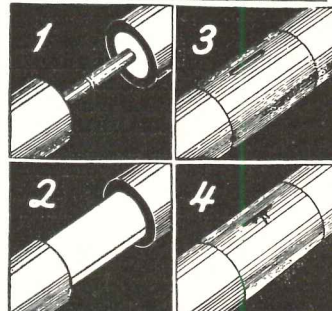
Utah — Salt Lake City: Campbell-Elsey Co., 326 Ness Bldg.

New Mexico — Albuquerque: General Engineering Inc., 205 N. 2nd Street.

New York — New York 12, Beltran Associates, 225 Lafayette St.

Oregon — Portland: T. C. Langdon, 2603 N. E. Union Avenue.

Washington — North Idaho — Montana — Spokane: Harold W. Frederick Co.



- 4 SIMPLE STEPS**
1. Joint ready for inspection.
  2. Joint covered with standard pipe insulation.
  3. Durant joint casing in place ready for asphalt.
  4. Asphalt poured in slot making a perfect seal.

**DURANT INSULATED PIPE COMPANY**  
1015 RUNNYMEDE ST. PALO ALTO, CALIF.



NORTH AMERICAN LIFE & CASUALTY CO.  
HENNEPIN AT GROVELAND TERRACE  
MINNEAPOLIS, MINNESOTA

H. P. SKOGLUND  
PRESIDENT

June 7, 1949

Universal Corporation  
6710 Denton Drive  
Dallas 9, Texas

Gentlemen:

In planning a functional type of building such as ours, it is natural that choice of installations should be dictated by such factors as efficiency, ease of operation and economy in upkeep.

On the side of efficiency, we were impressed by the fact that Browne type windows afforded maximum degree of light and vision. How well this important objective has been achieved is demonstrated by the fact that, with only moderate help from the sun, the majority of our employees could carry on their work without the benefit of auxiliary lighting. As a matter of fact in the summer a very high percentage of them do.

We like the way the windows handle---the fact that they afford draft free ventilation and that both sides can be cleaned from the inside. Their simplicity of design, too, provides very happily the lines that were desired to complement the overall design of the building.

Sincerely,

*H. P. Skoglund*  
President

HPS/emt

North American Life & Casualty Co. Building  
Architects and Engineers: Lang & Raugland  
Associate Architects and Engineers:  
Johnson & Backstrom  
General Contractors: Pearson Brothers

Mr. Skoglund in his letter, reproduced above, has covered the facts about Browne Folding Flue Windows so completely, there is nothing we can add. We do want to call attention of architects to our Department of Design and Engineering. Draw freely on the broad experience of this staff for help on windows, and other engineered products such as fins, fascia, spandrels, canopies and other building accessories required for modern "glass and metal" buildings. Your inquiries invited.

Mr. H. P. Skoglund  
President, North American  
Life and Casualty Co.,

*Writes the Best*

*Advertisement on*

*Sealuxe*

**BROWNE**

**Folding-Flue**

**Windows**



*Universal*

CORPORATION

*"Miracles  
in Metals"*

6710 Denton Drive

Dallas 9, Texas

District Offices: Los Angeles • Dayton • Des Moines • Houston

Qualified Sales Representatives in All Architectural Centers



# Pick the wood preservative best suited for your needs



This new, salt-type wood preservative offers all these advantages:

- LONGER-LASTING TERMITE REPELLENCE
- LONGER-LASTING DECAY RESISTANCE
  - Fire retardance
  - Cleanliness
  - Odorless
  - Safe to handle
  - Easy to paint

These six significant tests show the effectiveness of new Copperized CZC: leach block test, hardware corrosion test, accelerated service test, pilot plant treatments, strength tests and glow tests.



A favorite for many years, this time-tested wood preservative offers all these advantages:

- ECONOMICAL FIRE RETARDANCE
  - Decay resistance
  - Termite repellence
  - Cleanliness
  - Odorless
  - Safe to handle
  - Easy to paint

Regardless of what your wood preserving problem may be, we suggest consulting your nearby wood preserver. E. I. du Pont de Nemours & Co. (Inc.), Grasselli Chemicals Department, Wilmington 98, Delaware.

## MAIL COUPON NOW

for complete facts about these two outstanding Du Pont wood preservatives.



BETTER THINGS FOR BETTER LIVING  
... THROUGH CHEMISTRY

E. I. du Pont de Nemours & Co. (Inc.) A.R. 1  
Grasselli Chemicals Department  
Wilmington 98, Delaware

Please send me information on Copperized CZC and standard CZC.

Name \_\_\_\_\_ Title \_\_\_\_\_

Firm \_\_\_\_\_

Street \_\_\_\_\_

City \_\_\_\_\_ State \_\_\_\_\_

## EMPLOYMENT OPPORTUNITIES AVAILABLE

Advertising rates on request

### Positions Open

**PROGRESSIVE LONG ESTABLISHED OFFICE:** whose practice includes educational, hospital, church, and commercial work has immediate need for experienced architect or senior architectural draftsman, age around 35 to 45. Permanent position opportunity. State education, experience record, availability, salary and family status. Jameson & Harrison, Madison Theater Building, Peoria, Illinois.

**WANTED:** We have good position for experienced architectural designer, one who can make working drawings and details. Must have good experience and be able to earn top salary. Send full particulars, availability, etc. Box 427, *Architectural Record*, 119 W. 40th St., New York 18.

**WANTED:** Capable mechanical engineer who is able to design and make working drawings, and write specifications for plumbing, heating, and air conditioning. Must have good experience and be available at once. State salary, experience, etc., in answering. Box 428, *Architectural Record*, 119 W. 40th St., New York 18.

**SALES TRAINEES:** Engineering trained men, about 25 years old, for placement in 16-month program to learn products. Prefer C.E., Arch E., M.E., or I.E. Training in Chicago and relocation to district office upon completion. Straight salary. Selling to architects, contractors, dealers. High selection standards. Give full details, photo. Ceco Steel Products Corporation, Personnel Dept., 5701 W. 26th Street, Chicago 50, Illinois.

**WANTED:** Architectural Draftsman with several years' experience in architects' offices; capable of fair sketches, working drawings and details. Position leading to association in small, long established office, in a wonderful scenic city. Submit samples of recent work, training, experience, architects worked with, availability, salary expected. Clarence T. Jones, 1102 James Building, Chattanooga, Tennessee.

**WANTED:** Architectural structural designers for industrial construction project. Send complete resume of education, experience and references. Location New York City. Reply P. O. Box 25, Station C, New York 14, New York.


### Positions Sought

**ARCHITECT:** Age 43 seeks association, preferably in a small office with ample work on hand. Can handle jobs from design to completion. Have had over 20 years of experience on better class work. In own practice for 12 years during which time have handled small and large projects, some of which amounted to over one million dollars. Box 429, *Architectural Record*, 119 W. 40th St., New York 18.

**ARCHITECT:** Age 31, B.S. in Arch. Engr. Registration in 2 States. NCARB Certificate. 7 years' experience on all types of work. Willing to work. Excellent references. Desires position leading to partnership or associateship. Box 430, *Architectural Record*, 119 W. 40th St., New York 18.

**ARCHITECTURAL DESIGNER:** Capable handling any jobs large or small. First sketches to high grade completed working drawings and details. All classes buildings. Box 431, *Architectural Record*, 119 W. 40th St., New York 18.





## This design idea impresses clients 3 ways

*Beauty and lower cost achieved with modern, reinforced concrete stucco. Durability insured with the Keystone System of Stucco Application.*

Yes, the house pictured above is designed and built with modern, reinforced concrete stucco.

Notice the fresh, distinctive beauty in stucco—particularly when combined with other siding materials. And, consider the many uses of this flexible design material—with color and texture as your clients desire.

Check stucco's lower cost in your own locality by comparing the cost of portland cement with equivalent materials.

Then, investigate the Keystone System of Stucco Application to see how it insures stucco's durability and adaptability to any climate.

*For complete stucco specifications and all the facts about the Keystone System of Stucco Application, write for informative booklet, "Specifications for Beautiful, Durable Stucco."*

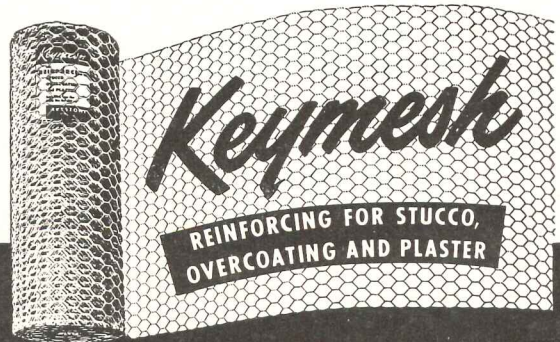

**Keystone Steel & Wire Company**  
PEORIA 7, ILLINOIS

*Manufacturers of Keymesh Reinforcing, Welded Fabric, Tie Wire and Nails*

**DURABLE, LOW-COST STUCCO  
CALLS FOR KEYMESH**

The KEYSTONE SYSTEM of Stucco Application—using Keymesh Reinforcing, furred out  $\frac{1}{4}$ " to  $\frac{3}{8}$ " from the felt backing—gives stucco strength right in the middle of the tension zone. Normal structural movement is counteracted by the rigidity and strength of Keymesh Reinforcing, to resist cracking and checking.


Stucco's durability has been proved on thousands of homes erected with Keymesh Reinforcing—in both hot and cold climates. Specify Keymesh Reinforcing for new home construction and overcoating— $1\frac{1}{2}$ " hexagon mesh, 17-gauge galvanized steel wire, or 1" hexagon mesh, 18-gauge galvanized steel wire.







Plan your homes for

# COOL BREEZES



**New Hunter  
Package Attic Fan  
pulls cool breezes  
throughout the house**



*It's Compact  
and Complete*

**... easily installed  
in any attic**

Specify Hunter's Package Fan for efficient home-cooling at minimum cost. Designed for simple, inexpensive installation: no suction-box needed. Switch

and ceiling shutter are built-in. 38"x40" overall; extends only 17" into attic. 9500 or 7300 CFM. Fan guaranteed 5 years; shutter and motor, 1 year.

## Hunter PACKAGE ATTIC FAN

*Mail coupon for handbook*

HUNTER FAN & VENTILATING CO., Inc.  
396 South Front St., Memphis 2, Tenn.

.....Send copy of your free handbook on "How to Cool for Comfort"  
.....Also send data on Hunter Fans .....for homes .....for commercial areas  
.....for industry.

NAME.....  
ADDRESS.....  
CITY & STATE.....

**OK'd by**

Underwriters' Laboratories  
U. S. Bureau of Standards  
National Board of Fire Underwriters  
American Institute of Electrical Engineers  
Prominent Architects

**THE** modern, inconspicuous West Dodd System is a thoroughly reliable defense against lightning. It is extensively used to protect suburban and isolated homes, power stacks, schools and other public buildings. When properly installed by factory trained experts it carries the Master Label sponsored by the Underwriters' Laboratories and is fully approved by all authorities.

**FREE** estimating and engineering service to architects on request. Write for details.

**WEST DODD**  
LIGHTNING CONDUCTOR CORP.  
Goshen, Indiana

*Hollow*

*Metal*


See Our Catalog in Sweet's

**JAMESTOWN METAL  
CORPORATION**

104 BLACKSTONE AVENUE · JAMESTOWN, N. Y.



# SOMETHING NEW IN HIGH LEVEL ILLUMINATION!



## "FOTA-LITE" with louvers sealed in thin smooth glass, gives you a clean, dust-tight installation

"FOTA-LITE," Corning's newest lighting glassware, is designed for efficient high level illumination. Instead of bulky, hard to clean materials, you control light distribution with louvers sealed in a thin panel of glass. Thus, fixtures can be made shallower and dust-tight. The smooth surface of "Fota-Lite" can be wiped clean quickly. Original efficiency remains unimpaired.

Due to a cell size many times smaller than conventional louvering materials, this glass, in a fixture,

has the appearance of plain opal. However, light directed vertically passes almost unrestricted through the clear sections.

Strong, light in weight, free of warpage and available in standard or special patterns, "Fota-Lite" combines many advantages which radically improve louver panel lighting. It is also non-color selective, important in maintaining true color values. Ask for Bulletin LS-19.

LOUVERED GLASS FOR MODERN LIGHTING—A NEW LOUVERING MATERIAL



**CORNING GLASS WORKS**  
Lighting Sales Department  
Corning, New York

**SALES OFFICES:**  
New York  
Chicago  
San Francisco

CORNING GLASS WORKS, DEPT. AR8, CORNING, N. Y.

Please send Bulletin LS-19, describing Fota-Lite.

NAME \_\_\_\_\_ TITLE \_\_\_\_\_

COMPANY \_\_\_\_\_

ADDRESS \_\_\_\_\_


CITY \_\_\_\_\_ ZONE \_\_\_\_\_ STATE \_\_\_\_\_



# MORE

with

## *fedders*











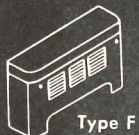
*America's Most Complete Line of*  
**CONVECTOR-RADIATORS**

● NOW... Fedders offers you the *largest* selection of Convector-Radiators in America. Yes, there is an exact type and size for every kind of installation. Standardize on Fedders and you can be sure of a size and capacity to fit ANY job. Write for complete catalog.


**FEDDERS-QUIGAN CORPORATION**  
 Dept. AR-H2, BUFFALO 7, N. Y.

## *fedders*

*A Great Name Since 1896*



Send  
for  
full  
story...



Combining maximum appearance with minimum maintenance, and possessing plasticity of form, color and texture as important added advantages, Enduro-Ashlar Architectural Terra Cotta is specified today by more architects than ever before—for monumental, industrial and mercantile construction, and for modernization. If you don't have all the facts regarding this time-proved material, write us today.

*Construction detail, data, color samples, estimates, advice on preliminary sketches, will be furnished promptly without cost. Send your inquiry to Architect Service Dept.*

**FEDERAL SEABOARD TERRA COTTA CORP.**




10 EAST 40TH STREET, NEW YORK 16, N. Y.  
 PLANTS AT PERTH AMBOY AND SOUTH AMBOY, N. J.

## If you copy ANYTHING typed, drawn or written, you need OZALID!

### It's Simple...

Take any letter, sales report, form, drawing... anything typed, drawn or written. Put it next to a sheet of Ozalid material (paper, plastic, cloth, black, blue, red, sepia) and feed it into an Ozalid machine.



### It's Quick...

In as little as 25 seconds, you can have a *dry, positive, exact* duplicate of your original! Ozalid copies can be used as masters to obtain more copies! No proofreading... no mistakes... no delay!

### It's OZALID!

Make Ozalid copies any length, almost any width. You can make them directly from translucent material, with an intermediate step from opaque originals. Write

today on your letterhead for a FREE booklet which tells the full Ozalid story, or consult your classified directory for your local distributor.

## DON'T COPY!... USE OZALID!

Johnson City, N. Y., Dept. 102

A Division of General Aniline & Film Corporation "From Research to Reality"





**Housing Project in New York Built With Open-Web Joists**—This is the Abraham Lincoln Housing Project, a new low-rent, 1286-apartment development in Harlem. Built for the New York City Housing Authority, it consists of six 6-story and eight 14-story buildings. In the 6-story structures Bethlehem Open-Web Joists are used in combination with concrete floors and plaster ceilings. Steel joists were chosen because they reduced the weight of the buildings and thus effected a definite saving in the pile foundations. In addition, floors constructed with Bethlehem Open-Web Joists offer many other important advantages. They are non-combustible and shrink-proof. They retard the passage of sound, and are immune to attack by rodents. They permit maximum area between firewalls, and make exterior fire escapes unnecessary. They also allow the architect complete freedom in locating exits and vented interior baths. See our catalog in Sweet's for complete information about Bethlehem Open-Web Joists. *Architects:* Skidmore, Owings and Merrill, New York; Vertner W. Tandy, New York; Edwin M. Forbes, New York. *Structural Engineer:* William A. Hoffberg, New York. *Contractor:* H.R.H. Construction Corporation, New York.





# CASTELL



A.W. FABER "CASTELL" U.S.A. 9000 \* H \*

**World's  
Finest  
DRAWING  
PENCIL**

18 degrees 7B to 9H

Still at

Pre-war Price


15¢ ... less in quantity

A NAME FAMOUS

SINCE 1761

**AW. FABER-CASTELL**  
PENCIL COMPANY INC., NEWARK 4, N.J.

## HERMAN NELSON DE LUXE UNIT HEATERS



Herman Nelson De Luxe Unit Heaters solve heating problems for stores, offices, churches, corridors, markets, lobbies, display rooms and all spaces where it is essential that equipment be attractive in appearance and quiet in operation. The unit consists of a heating element, two or more housed fans and filter, if desired — all enclosed in an attractive steel cabinet. Available with single or two-speed motor, located in the end compartment of the unit for greater operating efficiency. Herman Nelson De Luxe Unit Heaters can be placed on the floor, wall or ceiling and arranged to discharge heated air upward, downward or horizontally.

Write for Bulletin 3058




**THE HERMAN NELSON CORPORATION**

Since 1906 Manufacturers of Quality Heating and Ventilating Products  
MOLINE, ILLINOIS

# Nailock

**UNIVERSAL NAILING CHANNEL  
FOR FASTENING ALL NAILABLE  
MATERIALS TO STEEL,  
CONCRETE  
AND MASONRY**



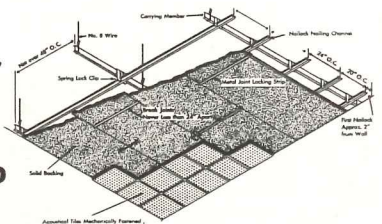
Although used primarily for suspended ceiling construction, these nailing channels provide an ideal method for installing panels, slabs, sheets and other kinds of covering, flat or corrugated, in fact any nailable material, over steel or concrete. This method is as simple and safe as it is economical. Applications may be as varied as the engineer's or architect's ingenuity in using Nailock Universal Nailing Channels.

*Nailock Reduces Time-Wasting Grief and Time Costs On Suspended Ceiling Jobs—Provides A Rigid, Safe and Permanent Installation.*

USE

# Nailock

**FOR SUSPENDED  
CEILING  
CONSTRUCTION**



\*Trade Mark Reg. U. S. Pat. Off.

NAILOCK STEEL DIVISION

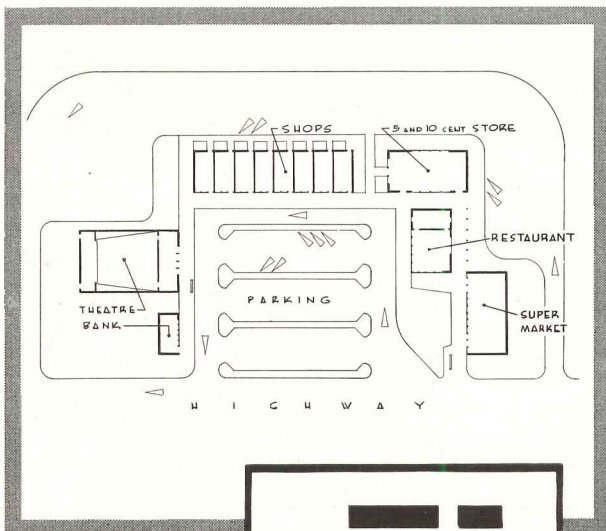
**THE Sanymetal PRODUCTS CO., INC.**

1689 Urbana Road • Cleveland 12, Ohio



# Your new housing development can have a fine, modern shopping center like this

for much less than you think!



The shopping center above is designed around these six Luria units—five with 40-foot spans and 12-foot eave height, and one 80 feet wide with 20-foot eave height.

**STANDARD BUILDINGS**

BY

**LURIA**

Luria buildings are available now—with clear spans of 40 to 100 feet, eave heights of 12 to 20 feet, and any desired length in increments of 20 feet.

— thanks to the flexibility and low cost of STANDARD BUILDINGS by LURIA

Here, in a convenient, compact grouping, are all the shopping and recreation facilities needed for a new and fast-growing community—stores, restaurant, super-market, bank and theatre. But there's more here than meets the eye. For what appears to be a specially-engineered and costly development is actually a group of Standard Buildings by Luria—transformed by the creative ingenuity of the architect into a fine, modern shopping center.

Far from *limiting* your imagination, Luria buildings actually create new opportunities for more economical design (either traditional or modern), and widen the circle of your prospective clients. For here is a new and flexible medium to work with—permanent, steel-frame structures that can be incorporated into your plans with complete confidence.

Shopping centers, schools, bus terminals, churches, libraries and industrial buildings—these are but a few of the hundreds of applications where you can save up to 40 per cent on the over-all cost by designing with Standard Buildings by Luria.

Send for complete information on the Luria line today. The coupon below will bring you a copy of our new 20-page catalog, together with the name of your nearest Luria distributor.

LURIA ENGINEERING CORPORATION, Dept. D18  
500 Fifth Ave., New York 18, N. Y.

Gentlemen: Please send me a copy of your new catalog (AIA File 14j).

NAME.....

COMPANY.....

ADDRESS.....

CITY..... STATE.....



ENDURING BEAUTY IN

*Color*



The Ritz Carlton Hotel\* Uses  
**PARKWOOD**  
*Decorative*  
TABLE TOPS

\*Boston, Mass.

Decorators,  
Irving and  
Casson,  
Boston

Leading Establishments Everywhere Use Parkwood Decorative Wood Veneer Panels

For the last word  
In New Designs,  
Color and Beauty!



Parkwood Decorative offers the widest variety of decorative wood finishes.

**NOW, PARKWOOD DECORATIVE PRESENTS . . .**

New, exciting, Three-Dimensional Color Designs!



PARKWOOD PEBBLE-TEX



PARKWOOD STARDUST

Get lasting color beauty. Save replacement costs with Parkwood Decorative . . . the colorful, carefree laminated plastic for finer furniture tops and wall panels.

Send today for complete specifications, applications and prices.

Both are exclusive in Parkwood Decorative! . . . Each adds new color-style, new decorative motifs, new enduring loveliness to rooms and furniture!

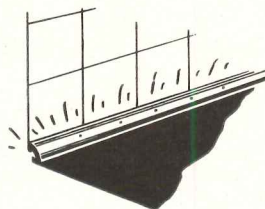
**P**arkwood Corporation

21 Water Street, Wakefield, Massachusetts

"The Edge You Need...  
ON ALL  
1/4" MATERIAL"

**Chromtrim #7010**

Yes, for all-around utility, CHROMTRIM'S #7010, 1/4-in. quarter round cove moulding is the ONE shape that always gives you "the edge that you need." It can be used in the place of wood . . . and gives you an "extra profit edge," too!



Write for free sample  
of CHROMTRIM #7010.

**Applications Galore . . . and you'll discover more!**

Use it as cove, an edging . . . as a trim on any 1/4-inch material! Made-to-order for acoustical tile, wallboard, linoleum, plywood and all similar working materials.

**R. D. Werner Co., Inc.**

295 Fifth Ave. • New York 16, N. Y.

**you can see that**

*Trinity White*

**is the whitest white cement!**

You'll get fine results with this extra white cement. It's true Portland Cement made to ASTM and Federal Specifications. If your dealer does not have it, write the office nearest you: Trinity Portland Cement Division, General Portland Cement Co., 111 West Monroe St., Chicago; Republic Bank Bldg., Dallas; 816 W. 5th St., Los Angeles.

as white as snow




# Kno-Draft

## adjustable air diffusers



### for appearance

The simple, unobtrusive design of the Kno-Draft Diffusers blends with either modern or period interiors. In original aluminum, as shown here in the new Maas Brothers Department Store in St. Petersburg, Florida, they create a minor decorative accent. When painted, they merge with the ceiling.



### for performance

Air volume and direction adjustments on each Kno-Draft Diffuser provide "custom-made" air patterns to fit the requirements of customers, personnel or industrial processes. These Kno-Draft Diffusers in the American Viscose Plant at Front Royal, Virginia, were adjusted after installation to suit the final layout and process in each area of the plant.



PAT. & PAT. PENDING

**FREE HANDBOOK:** Send for your copy of our new handbook on air diffusion. Contains complete information on Kno-Draft Adjustable Air Diffusers and all necessary engineering data to help you create "custom-made" air patterns. Just fill in and mail the coupon.

**W. B. CONNOR ENGINEERING CORP.**

*Air Diffusion • Air Purification • Air Recovery*

112 East 32nd Street  New York 16, N.Y.

IN CANADA: Douglas Engineering Co., Ltd., 190 Murray Street, Montreal 3, P. Q.

**W. B. CONNOR ENGINEERING CORP.**

Dept. 550, 112 East 32nd Street, New York 16, New York

Please send my FREE copy of the new Kno-Draft Handbook on Adjustable Diffusers.

Name.....

Position.....

Company.....

Street.....

City..... Zone..... State.....



Safe footing in every step...

# TUFF-TRED

## SAFETY STAIR NOSING


Building for permanence calls for TUFF-TRED Safety Stair Nosings on every step . . . nothing will do so much for the appearance and safety of stairs. For use on any type stair whether new or old . . . in office or industrial buildings, in schools or in homes. Wherever installed TUFF-TREDS prove extremely long wearing . . . for they're durably constructed of polished extruded aluminum with anti-slip, semi-resilient abrasive filler. Practical architects and contractors consistently specify TUFF-TREDS because of their permanent beauty, safety and economy.

*You are invited to write for complete details*



**GOODLOE E. MOORE, INCORPORATED • DANVILLE 6, ILLINOIS**

### HOW DOES YOUR LIVING ROOM GROW?



With Modernfold Doors, of course! These handsome accordion-type doors are ideal for dividing combination living and dining rooms. Then, when living needs dictate a larger living room, simply fold these accordion-like doors to the wall. Consider Modernfold, too, wherever interior doors are needed — for closets, bedrooms, bathrooms, kitchens, etc. Remember, they're fabric-covered for beauty — metal-framed for rigidity and strength. Write us.

*See Sweet's Architectural File for the full Modernfold story, complete with architectural details.*

**modernfold**  
DOORS

**NEW CASTLE PRODUCTS**  
New Castle Indiana  
In Canada: Raymond Mfg. Co., Ltd., Montreal  
Consult your local telephone book for the names of our Installing Distributors

## OKONITE-OKOPRENE



### ...Protected **3** Ways for lifetime cable value

Into each of the three parts of this cable, extra service life is built . . . *at the conductor* (1) by a coating of Okoloy, a special corrosion-resistant lead alloy that outlasts tinning 2 to 1 . . . *about the conductor* (2) true cable value is added by the *insulation* which is moisture-resisting Okonite, a long-lived compound of Up-River Fine Para Rubber, the grade of natural rubber proved over many years to be best suited for insulation. *The outer sheath* (3) is Okoprene, the pioneer neoprene cable covering developed in the Okonite laboratories. Its life-extending durability and stable characteristics have been demonstrated on millions of feet of cable installed during the last 14 years.

Okonite-Okoprene cables possess many advantages from the standpoints of installation, electrical operation and design. For complete information, write The Okonite Company, Passaic, New Jersey.

THE BEST CABLE IS YOUR BEST POLICY



**OKONITE** insulated wires and cables



*Now...for the first time!*

**CIRCULAR AIR DIFFUSION FROM A SQUARE OUTLET**



**NEW SQUARE ANEMOSTAT  
Aspirating Air Diffuser Type E**

**ARCHITECTS WANTED IT:**

Because of its square shape, this new diffuser harmonizes perfectly with rectangular and straight line design. It fits readily into standard size acoustical and egg crate ceilings. It can be combined with all types of lighting fixtures.

The Anemostat Type E is available in nine different neck diameters ranging from 4 to 14 inches.

**ENGINEERS WANTED IT:**

Up to the present, using a square air diffuser meant sacrificing performance for appearance. Now Anemostat has developed an *entirely new* square air diffuser . . . the Type E . . . that provides draftless air distribution over a full 360° arc.

This new patented Type E Diffuser retains the exclusive Anemostat *aspiration* principle. It draws room air, equal to 35% of the supply air, into the device, where it is mixed, within the unit, with the supply air before it is discharged in a multiplicity of planes.

**CONTRACTORS WANTED IT:**

It can be installed and adjusted quickly and economically by a new labor and time saving snap-on method. Equalizing deflectors also easily snap onto the inner assembly.

By adjusting the equalizing deflectors in the new Type E Anemostat, air can also be diffused in long, narrow or angular patterns to suit various conditions.

**SEND FOR BULLETIN 29**

which shows smoke test photographs and gives full information on the new Type E Air Diffuser.

**ANEMOSTAT®**

**DRAFTLESS Aspirating AIR DIFFUSERS**

ANEMOSTAT CORPORATION OF AMERICA  
10 EAST 39th STREET, NEW YORK 16, N. Y.  
REPRESENTATIVES IN PRINCIPAL CITIES

"NO AIR CONDITIONING SYSTEM IS BETTER THAN ITS AIR DISTRIBUTION"

ANEMOSTAT CORPORATION OF AMERICA, 10 EAST 39TH ST., NEW YORK 16, N. Y.

Please send me a free copy of Bulletin 29 which fully describes the new Anemostat Type E Square Air Diffuser.

NAME .....

POSITION .....


COMPANY .....

ADDRESS .....

AC-1285



# Flair for the Functional



Classroom in new elementary school at Waitsburg, Washington

...and tradition  
in good taste

... that is a brief description of Timber Structures glued laminated arches and beams, and a good guide to their use.

Consider the classroom above, for instance. Here the graceful glulam rigid frames set the theme for a spacious thoroughly modern room. Too, they serve as primary structural members supporting the sides and roof of the building.

Glued laminated members can be slender and still have more than enough strength; or they can be massive without developing unsightly seasoning blemishes.

If color scheme contemplates bright colors, glued laminated arches and beams take paint and embellishment. If a solemn air is desired, stains may be employed; or for a friendly, informal atmosphere, glazes may be used.

Up-to-date information about this functional, modern structural material will gladly be given to you upon request. See the Timber Structures office nearest you or write directly to us.

## TIMBER STRUCTURES, INC.

P.O. BOX 3782, PORTLAND 8, OREGON

Offices in Boise, Idaho; Eugene, Oregon; Lawrenceville, N.J.; Chicago; Dallas; New York; Seattle; Spokane

TIMBER STRUCTURES, INC. OF CALIFORNIA • Oakland and Sacramento  
Local representatives coast to coast.

*Blo-Fan* \*  
CEILING  
VENTILATOR



*Pry-Lite*  
RECESSED  
LIGHT

### The perfect combination for the really complete kitchen

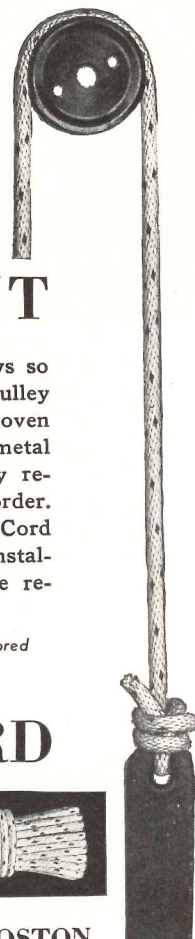
Blo-Fan, combination fan and blower, whisks away greasy steam and odors as they rise. Pry-Lite 100 watt recessed light concentrates illumination on the range and adjacent work area. Each unit is serviced individually.

\*Trade Mark Reg.

*Blo-Fan* \* *Pry-Lite*

For details refer to Sweet's file 28-B-11

PRYNE & CO., INC. BOX A, POMONA, CALIFORNIA  
LOS ANGELES · SAN FRANCISCO · CHICAGO · NEW YORK



## PERMANENT

There is no method of hanging windows so trouble-free as the cord, weight and pulley method — it has been time tested and proven in service. No adjustments, no metal to metal contacts — therefore no noise, no early replacements, nothing to get out of order. Proper installation using Spot Sash Cord means a lifetime of service, reasonable installation cost and avoidance of expensive replacement.

Specify Spot Sash Cord — identified by the colored spots, our trademark (Reg. U. S. Pat. Off.)

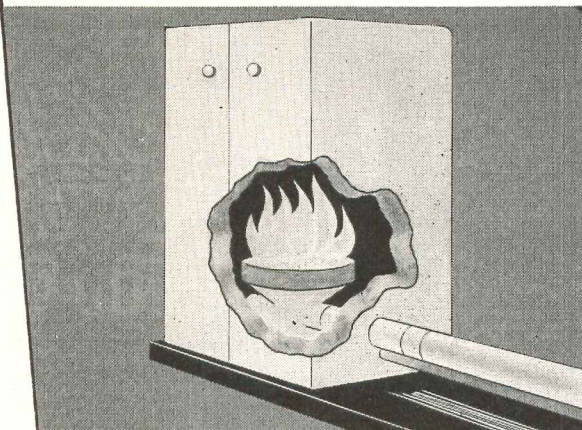
## SPOT *sash* CORD




SAMSON CORDAGE WORKS • BOSTON




**3 ways your clients can save up to 52% on annual fuel bills ... with modern automatic Anthracite heat**



**1 Automatic Anthracite Stokers**  
—Installed in an existing boiler or furnace; or in new houses, automatic hard coal stokers deliver *plenty* of heat quickly . . . save up to 52% on fuel bills . . . eliminate fuel worries.



**2 The Revolutionary Anthratube**—The Anthratube saves on fuel bills . . . its proved efficiency is over 80%. This scientifically engineered boiler-burner unit, with “Whirling Heat” and other revolutionary features, produces quicker response and superior performance than units using other types of fuel. Fully automatic.



**3 Anthra-Flo boiler-burner unit**—An entirely new type boiler-burner which features a simple burner mechanism, attached by two bolts with all working parts outside boiler. Fully automatic, coal feeds direct from bin across single *stationary* perforated plate . . . ashes discharge by gravity into container within unit.

TODAY YOU CAN OFFER YOUR CUSTOMERS *modern* automatic heat with Anthracite equipment.

You can show your customers how to save money . . . as much as \$100 to \$200 every year and yet have *plenty of heat—clean*

*heat—even heat*—and no worry about future supplies or deliveries.

For complete information about (1) New Anthracite Stokers (2) Revolutionary Anthratube or (3) Anthra-Flo boiler-burner unit, just fill in and return the coupon below.



**ANTHRACITE INSTITUTE**

101 Park Avenue • New York 17, New York

ANTHRACITE INSTITUTE  
101 Park Ave., Dept. 4B, New York 17, N. Y.

Please send me more information on

1. New Anthracite Stokers
2. Revolutionary Anthratube
3. Anthra-Flo boiler-burner unit


Name \_\_\_\_\_

Address \_\_\_\_\_

City \_\_\_\_\_ Zone \_\_\_\_\_ State \_\_\_\_\_

PLEASE PRINT





ACCURACY • EFFICIENCY • DEPENDABILITY


# AEROFIN

## Fin-Type Heat Exchangers

You get all three — accuracy, efficiency and dependability — when you install Aerofin heat-transfer surface. Continuous research has led to the development of extremely accurate ratings — you can install to full capacity with complete confidence. And Aerofin's unequalled experience and facilities in the exclusive manufacture of fin-type surface for 26 years assure you of dependability and maximum efficiency.

Aerofin staff engineers are well qualified and quickly available to assist you.

Aerofin heat-transfer surface is available in a complete range of sizes, designs and materials for heating and cooling application. Write for information.



## AEROFIN CORPORATION

410 South Geddes St., Syracuse 1, N. Y.

NEW YORK • CHICAGO • CLEVELAND • DETROIT  
PHILADELPHIA • DALLAS • SAN FRANCISCO • MONTREAL


**AEROFIN** is sold only by manufacturers of nationally advertised fan system apparatus. List on request.

## HOW HIGH IS UP?

Meet variations in floor levels with the **NEW ADJUSTABLE TOP**

### Josam **LEVELEZE** LEVELS EASY FLOOR DRAIN

Any variation in floor level is too high "up" or too low "down" for the ordinary drain — but not for the JOSAM LEVELEZE Floor Drain. Now ... where the drain has been set too high or too low ... or where floor level is changed — for any reason — after the LEVELEZE drain is installed, simply raise or lower the adjustable top of the JOSAM LEVELEZE Floor Drain and presto — the new level is met, drainage is assured and alteration costs are greatly reduced! Send coupon below for literature.



SERIES 3610 — with deep set tractor grate shown  
SERIES 3510 — with anti-tilting grate optional

JOSAM MANUFACTURING COMPANY  
302 Josam Building, Cleveland 13, Ohio


Send literature on new Leveleze Floor Drain

NAME \_\_\_\_\_

ADDRESS \_\_\_\_\_

CITY \_\_\_\_\_

STATE \_\_\_\_\_



**NEW!  
VALUABLE!  
FREE!**

A reference manual . . . not an advertising piece. It outlines the fundamentals that must be considered in planning a modern bank vault. It illustrates improvements in vault construction and equipment. It's an invaluable aid for every architect who does work in this field.

WRITE TO

**HERRING-HALL-MARVIN**

SAFE CO.

**HAMILTON, OHIO**





*Steel pipe is first choice*

## for the proud public buildings of the nation

Nowhere in the world can be found so many fine public buildings as in the United States. Symbolized by a state capitol, a public auditorium, a civic center, or a memorial to a cherished ideal, these buildings attest the perfection to which our architects, engineers, and building contractors have attained.

The modern dreamers in stone, steel, and concrete have incorporated new functional concepts and utilized new and better materials to achieve results believed impossible a half century ago. Of these none has contributed more to utilitarian values than *steel pipe* . . . for heating, plumbing, air conditioning, electrical transmission, and similar services.


*Steel pipe* is durable, adaptable, serviceable and economical. Because it combines *all* of these desirable characteristics, technical men who judge materials in terms of these qualities have made steel pipe their predominant choice.

Yes, of all the pipe used for plumbing and heating purposes—*steel pipe is first choice!*

---

Ask for your copy of the interesting story "*Pipe in American Life.*"

COMMITTEE ON STEEL PIPE RESEARCH OF AMERICAN IRON AND STEEL INSTITUTE



350 Fifth Avenue  
New York 7, N. Y.



# THE RUSCO PRIME WINDOW

(VERTICAL SLIDE)

The most complete, ready-to-install window unit ever offered

Glass and screen panels... weather stripping... wood surround... all in one factory-assembled unit

Manufactured by  
**THE F. C. RUSSELL CO.**  
World's Largest Manufacturer of  
Combination Windows



## BACKED BY 12 YEARS OF FIELD EXPERIENCE

The Rusco Prime Window represents an adaptation of the basic engineering principles that have made Rusco all-metal, self-storing combination windows today's most widely accepted unit of its kind.

The Rusco Prime Window is a trim appearing, efficient unit that is extremely practical, durable and trouble-free... simple to install... reduces field costs... and provides for year 'round protection, comfort and convenience.

**ALL WORKING PARTS OF HOT-DIPPED GALVANIZED STEEL—bonderized, treated with zinc chromate and finished with baked-on outdoor enamel. Requires no field painting...**

**ALL INSTALLATION MEMBERS OF TOXIC-TREATED WOOD... WATER-PROOF FELT WEATHER STRIPPING ASSURES WEATHER-TIGHT CLOSURE—EASE OF OPERATION—NO RATTLING... SIMPLE INSTALLATION CUTS FIELD COSTS—Simply insert wood surround into window opening and nail in place. Glass and screen panels may be inserted when desired...**



**NO WEIGHTS, BALANCES OR CORDS... SLIDES FREELY... LOCKS IN VENTILATING POSITIONS**

**Light Weight, Streamlined Glass Panels are Easily Removed From Inside**



**SEND COUPON** For Catalog Containing Information and Specifications

**THE F. C. RUSSELL CO.**

Department 7-AR89 Cleveland 1, Ohio

©TFCRC

THE F. C. RUSSELL COMPANY  
Dept. 7-AR89, Cleveland 1, Ohio

Gentlemen: Please send me catalog of informative data and specifications on Rusco Prime Windows

(Please check) I am... Architect... Building Contractor... Building Supply Dealer

NAME.....

COMPANY..... TITLE.....

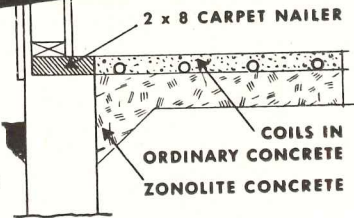
ADDRESS.....

CITY..... ZONE..... STATE.....

Openings for Distributors are Available in Select Territories

## HOW TO INSULATE RADIANT HEAT FLOORS

with  
**ZONOLITE**  
Vermiculite Concrete



With Zonolite Concrete Aggregate your radiant heat jobs will assure rapid heating, better temperature control, and important fuel savings. Heat loss into the ground can be greatly reduced if you follow these simple steps:

On a level well-drained base prepare a 5 or 6-inch fill of coarse stone or gravel, tamped smooth and firm. On top of this, lay a moisture barrier of one or more saturated felts.

Pour 4 inches of Zonolite concrete and allow it to set. Zonolite Aggregate replaces sand, in proportions of 1½ bags of Zonolite Aggregate to 1 bag of portland cement, providing up to 16 times the insulating value of ordinary concrete.


Next the radiant heat pipes or ducts are placed, and ordinary concrete poured to a thickness of at least 1" over the top of the pipes. A 2 x 8 sill insulates against lateral heat loss and serves as a carpet nailer.

Write us for full details on any concrete or plastering job where insulation is important. Send for valuable booklet, "ZONOLITE VERMICULITE INSULATION AND LIGHTWEIGHT AGGREGATES."

**ZONOLITE COMPANY**

Dept. AR-89, 135 S. La Salle St., Chicago 3, Ill.

*Recognized Everywhere!*



**IT'S HAWS FOR HIGHEST QUALITY**

- Best Materials
- Finest Workmanship
- Trouble-free Valves and Fittings
- Complete Sanitation

Write today for '49 HAWS Catalog. Specify HAWS—and be sure!

**HAWS** SANITARY DRINKING FOUNTAINS  
ELECTRIC WATER COOLERS

**HAWS DRINKING FAUCET CO.**

1441 FOURTH STREET (Since 1909) BERKELEY 10, CALIFORNIA  
Agents and Sales Representatives in All Principal Cities



# ELECTRUNITE E.M.T.

...the ORIGINAL lightweight rigid steel wiring raceway

## KEEPS JOBS MOVING ON

# "Time Table" SCHEDULE



*Typical of countless ELECTRUNITE E.M.T. "in concrete" installations, is this large midwest apartment project. Light weight, ease of handling and limited space requirements make ELECTRUNITE E.M.T. ideally suited for concrete construction.*

Here's a mighty important reason for specifying Republic ELECTRUNITE E.M.T.—the modern lightweight wiring raceway that eliminates time-wasting installation troubles.

With ELECTRUNITE E.M.T., tedious thread-cutting and troublesome turning of long lengths of tubing are eliminated completely by simple compression fittings. Strong, water-tight joints are made in a matter of seconds.

Add the fact that ELECTRUNITE E.M.T. is approved by the National Electrical Code and most local codes for exposed, concealed and concrete installations, and it's easy to understand why ELECTRUNITE E.M.T. has become a favorite with architect and contractor alike.

To get the complete story about *all* of the cost-cutting and ease-of-installation advantages of Republic ELECTRUNITE—the ORIGINAL E.M.T.—call your Steel and Tubes Representative, or write today to:

**REPUBLIC STEEL CORPORATION**  
STEEL AND TUBES DIVISION • CLEVELAND 8, OHIO  
Export Department: Chrysler Building, New York 17, New York

#### SEE SWEET'S FILE

or write us for detailed information on these Republic Steel Building Products:


Pipe—Sheets—Roofing  
Enduro Stainless Steel  
Toncan Enameling Iron  
Electrunite E. M. T.  
Fretz-Moon Rigid Steel Conduit  
Taylor Roofing Ternes  
Berger Lockers, Bins, Shelving  
Berger Cabinets for Kitchens  
Truscon Steel Windows, Doors, Joists  
and other Building Products

*Republic*  
**ELECTRUNITE E.M.T.**





Keep Workrooms "Workable"  
force heat and fumes  
out through your roof with  
**Ject-O-Valve**



Where you have heat, smoke and fumes in concentrated quantities, it takes *power* to expel these elements fast enough to clear the atmosphere for greatest comfort. Swartwout Ject-O-Valve forces contaminated air outside before it spreads through workrooms—draws *fresh* air in from outer walls.


Ject-O-Valve (patent applied for) is sturdy, powerful, efficient. It literally "throws" bad air *out and up*. The top is open only when fan is running. Weatherproof at all times. Made in 5 sizes, 28 capacities—6,400 to 46,500 C.F.M.

It pays you to have this flexible ventilation facility, to help keep workers satisfied, more efficient. Write for full information.

**THE SWARTWOUT COMPANY**  
18639 Euclid Ave., Cleveland 12, Ohio

Swartwout **AIRMOVER** for "open roof" ventilation


You can cover large roof area with this modern free-flowing weather-proof gravity ventilator.



**Swartwout**  
*Controlled* **Air Circulation**

EQUIPMENT FOR EFFECTIVE ECONOMICAL  
VENTILATION OF INDUSTRIAL BUILDINGS

Ask **STEWART** Engineers  
about equipment for  
your Jail and Prison Plans



● Stewart has been designing and building jail and prison equipment for more than sixty years. Here you will find men who have the "know how" for work of this character, and it will pay you to talk over your plans with them. Stewart numbers among its installations some of the largest penal institutions in this country . . . and the smallest, too. Write for the Stewart jail specification brochure, available to architects only.

**Stewart** IRON  
and WIRE  
**FENCES**

**THE STEWART**  
IRON WORKS CO., Inc.  
1677 Stewart Block  
CINCINNATI 1, O.

Experts in Metal Fabrications Since 1886

**STOP** that **WATER**  
with FORMULA # **640**

A clear liquid which penetrates deeply into masonry surfaces.

The hydrocarbon solvent evaporates, leaving the pores filled with a balanced formula of seven different waxes and resins.

See our catalogs in SWEET'S Architectural Files  $\frac{9a}{9}$  and Engineering Files  $\frac{4f}{3}$  under Waterproofing and Dampproofing.

WRITE OUR ENGINEERING DEPARTMENT for office test kit, technical data, or regarding any special problem

J. Wilbur Haynes, Engineer

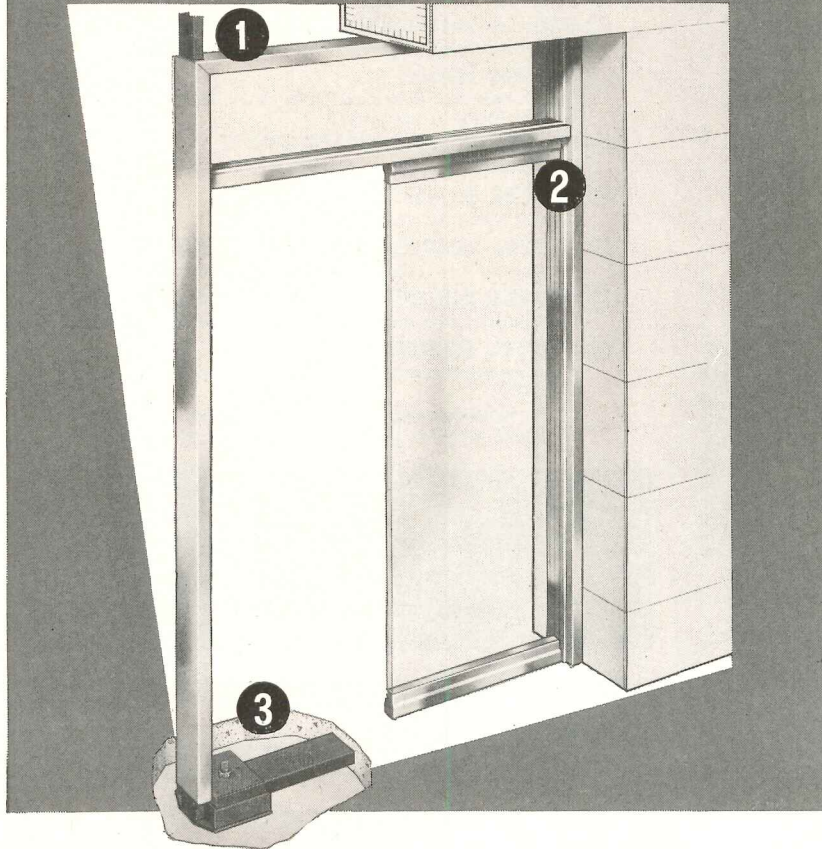
**HAYNES PRODUCTS CO.**

4007 FARNAM STREET • OMAHA 3, NEBRASKA





NOW...a doorway  
that has everything!



WITH the new Pittsburgh Doorway you don't even need a screw driver; there's no drilling of holes in the frame. And there's nothing to assemble. You just unpack the frame, bolt it into the building opening, and hang the massive Herculite Tempered Plate Glass Doors—for which the frame is especially engineered. Everything is in one "package"—the famous Pittco Checking Floor Hinge, moldings for transom glass, supports for sidelights, strikes for locks, sockets for bolts, *everything!* No time-consuming calculations. No worries about setting and fitting. But this is only a small part of the story. For complete information, why not fill in and return the coupon? There's no obligation.


*Pittsburgh*

DOORWAYS



PAINTS • GLASS • CHEMICALS • BRUSHES • PLASTICS

PITTSBURGH PLATE GLASS COMPANY




**EVERYTHING IN ONE PACKAGE**

Pittsburgh Doorways reach the job, ready for bolting into the opening. Twelve standard designs are available which, singly or in combination, will fit any job.

2

**STURDY, HANDSOME FRAME**

Fabricated of extra-heavy extruded aluminum, highly polished and anodized. It's reinforced with steel channel and tie rods, as partially shown here.



3

**PITTCO CHECKING FLOOR HINGE**

Only 6 $\frac{1}{4}$ " x 6 $\frac{1}{4}$ ", it is an engineering marvel. Has positive door-speed control, separate checking control, built-in hold-open feature. It's sealed in oil for life.

Pittsburgh Plate Glass Company  
2243-9 Grant Building, Pittsburgh 19, Pa.

Without obligation on my part, please send me a FREE copy of your booklet on Pittsburgh Doorways.

Name.....

Address.....

City..... State.....





## EXTRA SHOWER SAFETY

... at no extra cost

### PROTECTS AGAINST SUDDEN SCALDS

... Safetymix, world's leading pressure-actuated non-scald shower valve gives safety in the shower. Safetymix automatically shuts down flow if either hot or cold water fails.

### HOLDS SHOWER TEMPERATURE CONSTANT


... Even with excessive pressure fluctuations up to 85%, Safetymix still maintains constant discharge temperature.

### LIFETIME SHOWER VALVE

... The most rugged shower control valve made. Only Safetymix has the patented Flow Control Spindle with but one moving part to control all valve functions. Built to last a lifetime.

### GET FREEDOM FROM COSTLY MAINTENANCE

... Safetymix is designed with self-cleaning action to prevent clogging and save water. All parts accessible from the front. As easy to fix as a faucet.



100,000 Installations Can't Be Wrong. Used by U. S. Army, Navy, Merchant Marine, colleges, industrial plants, hotels, clubs, hospitals, apartments and homes.

Send for bulletin and prices.

SAFETYMIX—MADE BY THE MAKERS OF THE NEW SYMMONS TEMPERING-CONTROLLER

**Symmons ENGINEERING COMPANY**  
791 TREMONT ST., BOSTON 18, MASS.



Reg. U. S. Pat. Off.

Are you specifying  
the **RIGHT CEMENT**  
FOR THE JOB?

### MEDUSA "JOB-FITTED" CEMENTS

- MEDUSA WATERPROOFED GRAY**  
Produces concrete that repels water at the surface.
- MEDUSA WHITE**  
Gives a beautiful white or colorful tinted effect. Widely used for stucco.
- MEDUSA WATERPROOFED WHITE**  
Unsurpassed for a sparkling white water-resisting surface.
- MEDUSA BRIKSET**  
Gives a beautiful finish for brick mortar.
- MEDUSA "MEDCO" HIGH EARLY STRENGTH**  
Prepared for rush jobs and cold weather construction.
- MEDUSA AIR-ENTRAINING PORTLAND CEMENT**  
Protects driveways and sidewalks against the scaling action of salt.
- MEDUSA STONESET**  
A non-staining waterproofed cement for laying up stone and face brick.

For further information on any of these cements, simply check this ad, attach to your business letterhead and mail to us.

## MEDUSA


PORTLAND CEMENT CO.

1015 Midland Bldg. • Cleveland 15, Ohio

FIFTY-SEVEN YEARS OF CONCRETE PROGRESS

### METAL FOR STORE FRONTS FULLY EXTRUDED ALUMILITED ALUMINUM

# Latcor



FOR DETAILS WRITE

# Latcor

STORE FRONTS

PROVIDENCE 9 RHODE ISLAND





*Your clients' homes can be*

- ONLY SERVEL PROVIDES ALL THESE ADVANTAGES**
- DRAFT-FREE WARMTH**
- EFFICIENT COOLING**
- POSITIVE DEHUMIDIFICATION**
- FINGERTIP CONTROL**
- DEPENDABLE PERFORMANCE**
- FILTER-CLEANED AIR**
- ECONOMICAL OPERATION**
- 5-YEAR WARRANTY**
- NO MOVING PARTS IN COOLING SYSTEM**



**COOL IN SUMMER  
WARM IN WINTER  
AT THE FLICK OF A FINGER**

**WITH SERVEL *All-Year* AIR CONDITIONING**

One way you can provide your clients with more comfortable living is to include Servel All-Year Air Conditioning in the plans.

This amazingly compact unit provides summer cooling and winter heating . . . plus humidity control and filter-cleaned air. With a mere flip of a switch, the homeowner can have refreshingly, dehumidified cooling, or instantaneous draft-free heating. Between seasons, Servel circulates filtered air at prevailing temperatures. Damaging dust and dirt and irritating pollens are filtered out.

**Servel**  
*All-Year* AIR CONDITIONER

Servel All-Year Air Conditioning is ideally suited, also, to stores, business offices, doctors' clinics, and other small structures. For full facts, ask your local Gas Company, or write direct to Servel, Inc., 8908 Morton Avenue, Evansville 20, Ind.



# Exclusive...

**4-SPEED CONTROL MEANS  
TOP EFFICIENCY  
UNDER ALL CONDITIONS**

**with  
Russwin  
"400"  
Door  
Closer!**

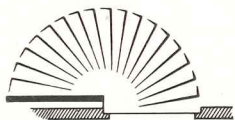


No other door closer you can specify offers this exclusive feature! Four combinations of closing speeds let the Russwin "400" work at top efficiency under any conditions of door weight, inertia, frequency of use or strong drafts.


Add the "400's" compactness, its special, patented "Silence Adjustment", the hold-open device for 18 different positions, and its precision construction throughout, and you have the answer to trouble-free door control in your buildings over years of service. Send for details on the "400" Door Closer today. Russell & Erwin Division, The American Hardware Corp., New Britain, Conn.

SINCE 1839  
**RUSSWIN**  
DISTINCTIVE HARDWARE

**No Other Door Closer Gives You This 4-Speed Control!**



**UNIFORM SPEED**  
Silent Closing



**FAST — SLOW**  
Silent Closing




**SLOW — FAST**  
Forceful Closing



**SLOW — FAST — SLOW**  
Silent Closing

THIS IS  
"SILENCE  
ADJUSTMENT"



## MODEL F-50

has all the sturdiness and operating features of the well-known Cutler Model F — which has proved successful in use in the largest buildings throughout the world—plus a number of practical improvements.

*Catalogue in Sweets*

**CUTLER MAIL CHUTE CO.**  
ROCHESTER 7, N. Y.

## GENERAL CONTROLS




**Takes the** *MAN* **ual out of Controls**

*They're Automatic!*

For all *Pressure, Temperature, Level and Flow Control* applications using all kinds of gases, liquids, and air.

*It's profitable!* Because antiquated automatic or manually operated controls hold down your profits! That's true whether you are a manufacturer, wholesaler, dealer or user.

- "ALL-GAS" CONTROL SYSTEMS
- AIRCRAFT CONTROLS, ELECTRIC
- AUTOMATIC SAFETY SHUT-OFF VALVES
- MOTOR OPERATED VALVES
- MAGNETIC GAS VALVES
- SOLENOID VALVES
- THERMOSTATIC CONTROLS & CONTROL SYSTEMS
- GOVERNOR-TYPE VALVES
- HI-LOW-OFF VALVES
- DIAPHRAGM VALVES
- LIMIT CONTROLS
- ELECTRIC TIME SWITCHES
- REFRIGERATION VALVES
- GAS REGULATORS
- LOW WATER CONTROLS
- STRAINERS, RELAYS
- TRANSFORMERS, SWITCHES
- PORTABLE EQUIPMENT CONTROLS
- MACHINE TOOL CONTROLS



**T-70 THERMOSTAT**



**G-1 MOTOR OPERATED VALVE**



**V-300 GAS REGULATOR**



**K-10 MAGNETIC LEVER VALVE**



**B-60 GAS VALVE**



**B-50 DIAPHRAGM VALVE**

## GENERAL CONTROLS

*Manufacturers of Automatic Pressure, Temperature, Level & Flow Controls*

**Factory Branches:** Birmingham (3), Boston (16), Chicago (5), Cleveland (15), Dallas (2), Denver (10), Detroit (8), Glendale (1), Houston (6), Kansas City (2), New York (17), Oklahoma City (1), Philadelphia (40), Pittsburgh (22), Seattle (1), San Francisco (7), St. Louis (12) • **DISTRIBUTORS IN PRINCIPAL CITIES**



# Announcing... A New Store Book

Ben Schnall Photo

## "Planning Stores That Pay"

by Dr. Louis Parnes, A.I.A.

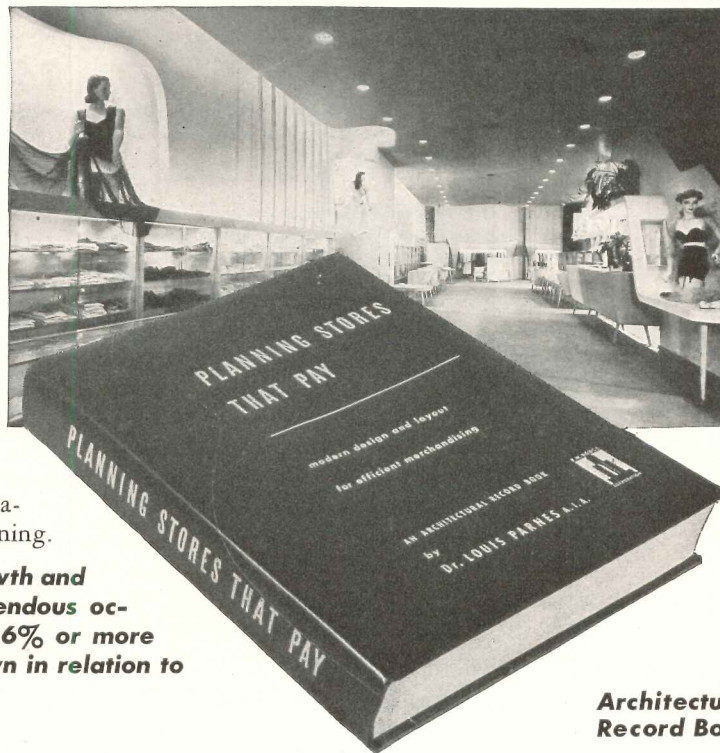
for

Architects and Store Designers,  
Department and Chain Store  
Administrators

**"The great majority of department stores today are not making the most efficient use of their space,"**

says Dr. Louis Parnes, international authority on store planning.

**"This is due to haphazard growth and bad planning . . . The tremendous occupancy costs, which absorb 6% or more of gross sales, can be cut down in relation to sales by good design."**



An  
Architectural  
Record Book

In his new comprehensive study "Planning Stores that Pay," Dr. Parnes demonstrates the amazing degree to which architecture — as expressed in counter lengths, traffic flow, etc. — speeds and increases retail sales, not only for department stores but for specialty and chain stores. Point by point he conducts a tour of the store to illustrate the right and wrong aspects of profit-making design. He shows how to compute such diverse factors as, say, the ideal width of show windows and the optimum number of chairs in a shoe department.

With more than 500 illustrations, he explores every detail of the store and its arrangements — entrances, arcades, show windows, transportation systems, furniture and fixtures, receiving and shipping facilities, floor and department layouts, display arrangement and lighting, and all the hundreds of items that go to make up a modern merchandising machine. Everything is calculated from the viewpoint of efficiency, and the contribution of each part of the store to the process of selling goods profitably is the criterion of its recommended design. Diagrams, charts and scale drawings, from hundreds of leading stores and from the works of America's greatest store architects, prove each point graphically.

### Why Every Department Store — Old or New — Now Needs an Architect's Service

Composite statistics of department store income and expense have long been put to invaluable use in stepping up store efficiency. Dr. Parnes shows how they also can be used as a precise basis for designs that automatically enhance sales . . . and reveals the enormous potential profits thus available. The first store to be thus fully engineered will have extraordinary advantages! *But meanwhile every department store in the country can begin at once to plan its architectural transformation.*

### A Basic Textbook on Store Architecture

"Planning Stores That Pay" is a book of basic principles, but specific ideas flow from its pages in rapid succession. A single chapter has enough suggestions to launch a number of long-term projects in store layout, equipment,

etc. Any department store administrator can see that it will pay him to call in private architects for immediate replanning, and that such replanning may well pay for itself a hundred times over.

Department stores have exhausted great resources of effort and ingenuity to maintain their life-line margin of profit. The fact that "Planning Stores That Pay" suddenly injects into this situation sensational new weapons for combatting competition makes this an extremely valuable, if not indispensable, book for architects and store administrators. With it they can speak each other's language, work together, and make the most of today's great opportunities.

### Order Your Copy Now

"Planning Stores That Pay" is now available to you at the price of \$15 per copy. But because the demand for this book is exceeding even the most sanguine expectations, the initial printing may soon be exhausted. Therefore, to make sure of your copy of this new, basic text on advanced store design and planning, order your copy now.

Use the convenient coupon at the right. The book will be sent promptly on receipt of your order . . . postpaid.

**Over 500 photographs and diagrams of floor plans, store fronts and interiors.**

Features 112 stores and shops . . . the work of more than 60 architects and designers.

300 pages; 8½ x 11¼; heavy, durable, cloth binding; 80 lb. coated stock; Detailed Table of Contents; Comprehensive Index.

### TABLE OF CONTENTS

1. Introductory Survey
2. City Planning Considerations
3. The Selling Zone
4. The Customers' Zone
5. The Merchandise Zone
6. The Show Window
7. The Personnel Zone
8. Interior Lighting
9. Circulation and Transportation
10. Scientific Surveys and Data

### CONTENTS OF A TYPICAL CHAPTER

To indicate how logically and thoroughly this book deals with its subject, here are the section headings of a single chapter (Chapter 3, entitled "The Selling Zone"):

Space Organization. Coordination and Arrangement of Central Sales Areas. Relative Size of Departments. Circulation on Selling Floors: Aisle Layout; Aisle Densities; Equipment Layout. Fixture Specifications. Self-Service Equipment. Flexible and Standardized Equipment. Service Stations. Interior Display. Interior Column Spacing. Productivity, Efficiency, and Equipment Layout. Special Sales Rooms. New Trends in Basements. Main Floor Layout.

**A few of the architects and firms whose works are discussed are:**  
Carson & Lundin  
Morris Lapidus  
Shreve, Lamb & Harmon  
Kenneth Franzheim  
Fred N. Severud  
Harry Devine  
William Lescaze  
H. Roy Kelley  
John S. Redden  
Albert C. Martin  
John M. Hutton  
Morris Ketchum, Jr.  
Ernest J. Kump  
Stiles O. Clemens

BOOK DEPARTMENT, ARCHITECTURAL RECORD  
119 West 40th Street, New York 18, N. Y.

Enclosed is \$.....for.....copy(s) of "Planning Stores That Pay," by Dr. Louis Parnes, A.I.A., at the price of \$15 per copy. For N. Y. C. add 2% sales tax.

Name.....

Address.....

City.....Zone.....State.....



# INDEX TO ADVERTISEMENTS

**MANUFACTURERS' PRE-FILED CATALOGS**  
 Symbols "a", "b", and "e" indicate that catalogs of firms so marked are available in Sweet's Files as follows:


a—Sweet's File, Architectural, 1949  
 b—Sweet's File for Builders, 1949  
 e—Sweet's File, Engineering, 1949

|   |               |  |           |  |            |
|---|---------------|--|-----------|--|------------|
| abe Adam, Frank Electric Co.....                | 51            | a General Portland Cement Co.....          | 214       | ae Okonite Company.....                              | 216        |
| Aerofin Corporation.....                        | 220           | ae Grasselli Chemicals Dept.....           | 206       | Olsonite Plastics Division.....                      | 11         |
| Affiliated Gas Equipment, Inc.....              | 155           | ae Grinnell Company, Inc.....              | 24        | ae Otis Elevator Company.....                        | 25         |
| Air Devices, Inc.....                           | 196           | Guth, Edwin F. Co.....                     | 12        | ae Overly Manufacturing Co.....                      | 202        |
| Alan Wood Steel Co.....                         | 16            | Haws Drinking Faucet Co.....               | 222       | ae Owens-Corning Fiberglas Corp.....                 | 61         |
| a Alberene Stone Corp. of Virginia.....         | 22            | ae Haynes Products Co.....                 | 224       | ae Owens-Illinois Glass Co.....                      | 46-193     |
| a Aluminum Company of America.....              | 157           | a Herring-Hall-Marvin Safe Co.....         | 220       | Oxalid Division.....                                 | 210        |
| a Aluminum Window Manufacturers Assn.....       | 71            | ab Homasote Company.....                   | 204       | Parkwood Corporation.....                            | 214        |
| ae American Abrasive Metals Co.....             | 184           | a Hope's Windows, Inc.....                 | 77        | Pelko Industries, Inc.....                           | 32         |
| a American Air Filter Company, Inc.....         | 34            | a Horn Brothers Co.....                    | 178       | abe Pittsburgh Plate Glass Company.....              | 8-9-225    |
| a American Brass Company.....                   | 23            | House & Garden.....                        | 198       | abe Pittsburgh Steel Products Co.....                | 165        |
| American Hardware Corp.....                     | 228           | abe Hunter Fan & Ventilating Co., Inc..... | 208       | Ponderosa Pine Woodwork.....                         | 154        |
| ae American Lumber & Treating Co.....           | 30            | a Imperial Brass Mfg. Co.....              | 6         | a Powers Regulator Company.....                      | 56         |
| American Radiator & Standard Sanitary Corp..... | 54            | Infra Insulation, Inc.....                 | 188       | a Pryne & Co., Inc.....                              | 218        |
| American Steel & Wire Co.....                   | 29            | ab Insulite Division.....                  | 27        | ae Pumice Producers Association.....                 | 81         |
| ae American Structural Products Co.....         | 46-193        | International Nickel Company, Inc.....     | 173       | a Republic Steel Corporation.....                    | 62-189-223 |
| ab American Telephone & Telegraph Co.....       | 58            | a Jackson & Church Co.....                 | 3rd Cover | abe Revere Copper & Brass, Inc.....                  | 161        |
| a Anaconda Copper Mining Co.....                | 23            | a Jamestown Metal Corp.....                | 208       | a Reynolds Metals Company.....                       | 69-76-176  |
| e Anchor Post Products, Inc.....                | 190           | Jenkins Bros.....                          | 47        | a Reynolds Metals Co.—Aluminum Division.....         | 176        |
| ae Anemostat Corp. of America.....              | 217           | ae Johns-Manville.....                     | 20        | ae Richards-Wilcox Mfg. Co.....                      | 180        |
| Anthracite Institute.....                       | 219           | ae Josam Mfg. Co.....                      | 220       | ab Richmond Radiator Company.....                    | 69         |
| ae Armstrong Cork Company.....                  | 45            | a Kawneer Company.....                     | 78        | Rixson, Oscar C. Company.....                        | 186        |
| ae Barber-Colman Company.....                   | 182           | a Kennedy, David E., Inc.....              | 175       | ae Robertson, H. H. Company.....                     | 52-53      |
| ab Bell & Gossett Co.....                       | 39            | ab Kewanee Boiler Corporation.....         | 194       | ab Roddis-Plywood Corp.....                          | 200        |
| ab Bell Telephone System.....                   | 58            | Kewaunee Mfg. Co.....                      | 166       | a Rotary Lift Co.....                                | 55         |
| a Berger Manufacturing Division.....            | 62            | Keystone Steel & Wire Co.....              | 207       | Russell & Erwin Division.....                        | 228        |
| a Bethlehem Steel Company.....                  | 70-211        | ab Kimberly-Clark Corp.....                | 66        | ab Russell, F. C. Company.....                       | 207        |
| ab Bird & Son, Inc.....                         | 172           | Kinetic Chemicals, Inc.....                | 74-75     | Samson Cordage Works.....                            | 218        |
| a Blank, Frederic & Co., Inc.....               | 197           | ae Kinneair Manufacturing Co.....          | 164       | a Sanymetal Products Co., Inc.....                   | 212        |
| Books.....                                      | 192-229       | Kohler Co.....                             | 72        | a Seaport Metals, Inc.....                           | 160        |
| a Brasco Manufacturing Co.....                  | 31            | a L.C.N. Closers, Inc.....                 | 191       | ab Servel, Inc.....                                  | 227        |
| Briggs Manufacturing Co.....                    | 48-49         | ab Laclede Steel Company.....              | 202       | ae Sloan Valve Company.....                          | 4th Cover  |
| ab Bryant Heater Division.....                  | 155           | abe Libbey-Owens-Ford Glass Company.....   | 82-83     | Soss Manufacturing Co.....                           | 169        |
| ae Burt Mfg. Co.....                            | 14            | Litecontrol Corporation.....               | 199       | a Steel & Tubes Division.....                        | 223        |
| Byers, A. M. Co.....                            | 4             | Lone Star Cement Corporation.....          | 1         | ae Stewart Iron Works Co., Inc.....                  | 224        |
| ab Cabot, Samuel, Inc.....                      | 192           | ab Louisville Cement Company.....          | 57        | ab Streamline Pipe & Air Fittings Div.....           | 232        |
| ae Carrier Corporation.....                     | 36-37         | Luria Engineering Corporation.....         | 213       | ae Swartwout Company.....                            | 224        |
| ab Ceco Steel Products Corp.....                | 185           | a Macomber, Incorporated.....              | 171       | Swedish Crucible Steel Co.....                       | 11         |
| abe Celotex Corporation.....                    | 79            | ae Mahon, R. C. Company.....               | 13        | a Symmons Engineering Co.....                        | 225        |
| Combustion Equipment Division.....              | 190           | ae Maple Flooring Manufacturers Assoc..... | 167       | a Tile Council of America.....                       | 33         |
| Committee on Steel Pipe Research.....           | 221           | a Marble Institute of America, Inc.....    | 42        | ae Tile-Tex Division.....                            | 183        |
| Connor, W. B. Engineering Corp.....             | 215           | ab Marsh Wall Products, Inc.....           | 179       | ae Timber Structures, Inc.....                       | 218        |
| ab Connor Lumber & Land Co.....                 | 169           | a Martin-Parry Corporation.....            | 152       | Todd Shipyards Corp.....                             | 190        |
| Corning Glass Works.....                        | 209           | Masland Duralather Co.....                 | 59        | abe Trane Company.....                               | 159        |
| b Crane Co.....                                 | 44            | a Medart, Fred Products, Inc.....          | 35        | a Trinity Portland Cement Division.....              | 214        |
| Crucible Steel Company of America.....          | 181           | a Medusa Portland Cement Co.....           | 226       | abe Truscon Steel Company.....                       | 189        |
| a Cutler Mail Chute Co.....                     | 228           | ab Mengel Company.....                     | 195       | ae United States Steel Corporation Subsidiaries..... | 29-162     |
| a Day-Brite Lighting, Inc.....                  | 149           | abe Mesker Brothers.....                   | 231       | ab United States Plywood Corp.....                   | 68-195     |
| Detroit Lubricator Company.....                 | 19            | Michaels Art Bronze Co.....                | 158       | a Universal Atlas Cement Company.....                | 162        |
| abe Detroit Steel Products Company.....         | 80-177        | Minneapolis-Honeywell Regulator Co.....    | 84        | a Universal Corporation.....                         | 205        |
| ae Dravo Corporation.....                       | 50            | ab Minnesota & Ontario Paper Co.....       | 27        | a Uvalde Rock Asphalt Co.....                        | 170        |
| ae Du Pont, E. I. deNemours & Co.....           | 206           | ae Mitchell Mfg. Co.....                   | 187       | a Vonnegut Hardware Co.....                          | 60         |
| Durant Insulated Pipe Co.....                   | 204           | ae Modine Manufacturing Co.....            | 163       | ae Wakefield, F. W. Brass Company.....               | 203        |
| Electric Storage Battery Co.....                | 40            | Moore, Goodloe E. Inc.....                 | 216       | ae Webster, Warren & Co.....                         | 2-3        |
| a Ellison Bronze Co.....                        | 168           | ab Mueller Brass Co.....                   | 232       | a Werner, R. D. Co., Inc.....                        | 214        |
| Employment Opportunities.....                   | 206           | a Nailock Steel Division.....              | 212       | West Dodd Lightning Conductor Corp.....              | 208        |
| Faber, A. W. Castell Pencil Co., Inc.....       | 212           | ab Natcor Store Fronts.....                | 226       | abe Westinghouse Electric Corporation.....           | 64-65      |
| e Fedders-Quigan Corporation.....               | 210           | ae National Electric Products Corp.....    | 15        | ae Wheeling Corrugating Company.....                 | 41         |
| Federal Seaboard Terra Cotta Corp.....          | 210           | a National Gypsum Company.....             | 38        | Wiley, R. & W., Inc.....                             | 18         |
| abe Fiat Metal Mfg. Co.....                     | 156           | National Sanitary Supply Assoc.....        | 204       | Wurlitzer, Rudolph Company.....                      | 201        |
| a Fitzgibbons Boiler Company.....               | 150           | a National Terrazzo & Mosaic Assoc.....    | 202       | abe Zonolite Company.....                            | 222        |
| Fleur-O-Lier Manufacturers.....                 | 63            | e Nelson, Herman Corporation.....          | 212       |  |            |
| abe Flintkote Company.....                      | 2nd Cover-183 | a New Castle Products.....                 | 216       |  |            |
| a Follansbee Steel Corporation.....             | 21            | ae Norton Company.....                     | 67        |  |            |
| ab Gate City Sash & Door Co.....                | 174           |  |           |  |            |
| General Aniline & Film Corp.....                | 210           |  |           |  |            |
| General Controls.....                           | 228           |  |           |  |            |
| ab General Electric—Apparatus.....              | 73            |  |           |  |            |
| General Electric—Lamps.....                     | 43            |  |           |  |            |
| ae General Electric—Wiring.....                 | 17            |  |           |  |            |

NEW YORK—H. Judd Payne, Publishing Director; Robert F. Marshall, Business Manager; Tom Tredwell, Advertising Mgr.; Benton B. Orwig, Creative Service Manager; M. A. Murphy, Advertising Production Manager, 119 West 40th Street; BOSTON—Harry M. Horn, Jr., 855 Park Square Bldg.; CHICAGO—C. B. Riemersma, Robert T. Franden, John M. Cogan, 700 Merchandise Mart; CLEVELAND—John C. Jackson, David K. Bortz, 321 Hanna Bldg.; DALLAS—O. O. Paulsell, 412 Construction Bldg.; LOS ANGELES—Bob Wettstein, 672 South Lafayette Park Place; PHILADELPHIA—Tom Tredwell, 1321 Arch St.; PORTLAND—Bob Wettstein, 907 Terminal Sales Bldg.; SAN FRANCISCO—Bob Wettstein, 1003 TWA Bldg., 240 Stockton St.



# Mesker Steel Windows



DISTRIBUTING WAREHOUSE  
 WESTERN ELECTRIC COMPANY  
 MINNEAPOLIS, MINNESOTA  
*Architects*  
 Larsen & McLaren, Minneapolis, Minn.  
*Contractors*  
 C. F. Håglin & Son, Inc., Minneapolis, Minn.  
*Mesker Sales Engineers*  
 Hustad Co., Minneapolis

The more you work with steel windows, the more you realize the difference between the ordinary and the *extraordinary* is just that . . . something EXTRA. In Mesker Steel Windows the extras are apparent in many ways—the extra steel, for example, which means greater strength and rigidity. Extra metal-to-metal contact, making for stronger joints. Extra wide contact surfaces for extra weathertightness. When you next specify steel windows, take a few minutes to compare all makes for the extras they offer. We predict you'll cast your lot with Mesker Steel Windows!



Window Illustrated:  
 Mesker No. 415-R,  
 with ventilator moved up

## MESKER INTERMEDIATE COMBINATION WINDOWS

These popular steel windows have been installed in some of the country's leading schools, banks, factory offices, stores and public buildings. Members 1¾" deep are extra heavy, extra strong. Available with and without hopper ventilators in a wide range of heights and widths. See the Mesker Catalog in Sweet's, or write for detailed data sheets.



when you specify

**A NON-RUSTING COPPER DRAINAGE SYSTEM**

**you save  
YOUR CLIENT  
money  
EVERY DAY**

- **Low initial cost**
- **Long-lasting—non-corrosive**
- **Smooth bore**
- **Strong, vibration-proof joints**
- **Saves space**
- **Lighter weight**

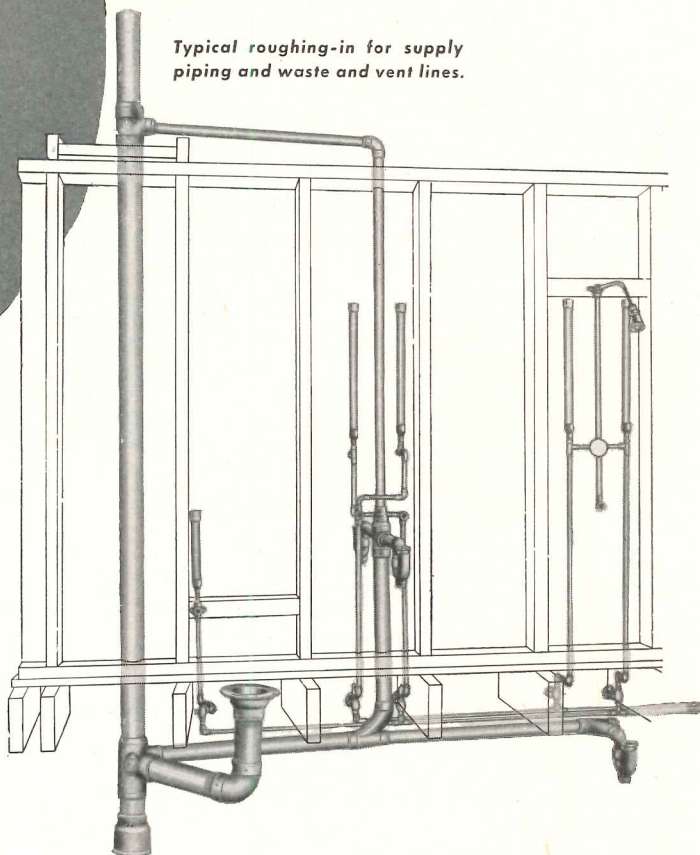
You actually save both money and space for your client when you specify STREAMLINE Drainage Fittings and Copper Pipe.

In addition to giving him a NON-RUSTING installation with permanently tight joints, you conserve VALUABLE SPACE because:—

STREAMLINE FITTINGS HAVE CONSIDERABLY SMALLER OUTSIDE DIAMETERS THAN THREADED FITTINGS • THERE ARE NO HUBS ON STREAMLINE DRAINAGE FITTINGS AND THE PIPE LINES CAN BE CONCEALED BETWEEN STUDS AND JOISTS AND YET LEAVE AMPLE ROOM FOR FLOORING, LATHE AND PLASTER • NO ROOM IS REQUIRED FOR WRENCH PLAY. PIPE AND FITTINGS ARE ASSEMBLED IN A MINIMUM OF SPACE AND SOLDERED • FURRING IS ELIMINATED.

**STREAMLINE**  
PIPE AND FITTINGS DIVISION  
**MUELLER BRASS CO.**  
PORT HURON, MICHIGAN

Typical roughing-in for supply piping and waste and vent lines.



STREAMLINE Drainage Fittings and Copper Pipe can actually be installed in half the time required for other materials:—

**THERE ARE NO THREADED JOINTS AND NO CAULKING. THE CONTINUOUSLY SMOOTH BORE THROUGH PIPE AND FITTING PREVENTS CLOGGING.**

The prospective home owner is becoming increasingly copper conscious. He is demanding an all-copper system, not only for the plumbing and heating piping, but for the WASTE and VENT piping too—a copper system all the way through.

