



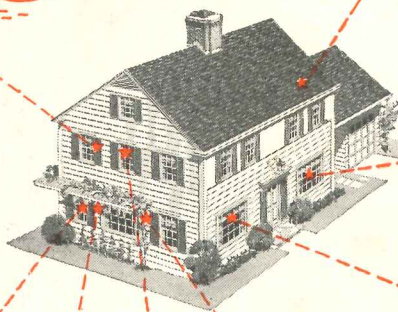



# floor plan for living!

Take any room in the house . . . a Sloane-Blabon floor covering will make it more livable! For Sloane Quality Linoleum Products mean added beauty through "better design and truer color"—less work for homeowners because these floors are easier to keep bright and clean. And, there's a Sloane-Blabon floor covering for every need and specification. Write for further information.



## floor coverings for every specification

- Inlaid and Marbled Linoleum
- Linoleum Tile
- Koroseal\* Tile, Cove Base and Cove Molding
- Improved Asphalt Tile
- Resilient Enamel Floor Coverings
- Resilient Enamel Rugs
- Resilient Enamel Wall Coverings

For further information and samples, write Dept. R-4

**SLOANE-BLABON CORPORATION**  
295 FIFTH AVENUE, NEW YORK 16, N. Y.



\*© B. F. Goodrich Company



# 22 YEARS AND MILLIONS OF WINDOWS LATER

Twenty-two years ago the aluminum window was an Alcoa experimental project. Today the first aluminum windows made are still in use, functioning perfectly. And millions more have proved their value in actual service.

Now, world renowned architects have specified aluminum framing for the great glass walls of the United Nations Secretariat. Like the first aluminum windows in America, these largest windows in the world are framed in Alcoa Aluminum.

Because of their proved economy and efficiency—because aluminum lasts—windows of

Alcoa Aluminum are being specified for more and more outstanding commercial, industrial, and residential projects.

Alcoa engineers have had a part in every pioneering use of aluminum in the building field, in the design of every major aluminum-clad building erected in America. Their services and experience are available to all architects and builders.

For information on any application of aluminum, call your nearby Alcoa Sales Office or write ALUMINUM COMPANY OF AMERICA, 1888G Gulf Building, Pittsburgh 19, Pennsylvania.

## ALCOA

FIRST IN




ALUMINUM

United Nations Secretariat. All window framing of Alcoa Aluminum fabricated by General Bronze Corp. Architects: United Nations Board of Design, Wallace K. Harrison, Director of Planning, Max Abramovitz, Deputy Director of Planning. General Contractors: Fuller-Turner-Walsh-Slatery, Inc.

# Added life for these **LIVING QUARTERS** . . .

## **7** piping services are

# **BYERS WROUGHT IRON**



In constructing new apartment accommodations for married students, Indiana University, Bloomington, Indiana, took steps to forestall excessive maintenance. In seven services where severe corrosion is invariably present, the architects specified wrought iron pipe. Applications included cold and hot water lines; downspouts; steam condensate lines, and soil, waste, and vent piping.

Byers Wrought Iron pipe has a proven record of long, dependable life in every one of these "hot spots." The most impressive histories are provided by old buildings, where many original wrought iron plumbing and heating lines are still serving after periods ranging up to half a century.

The reason for wrought iron's unusual service is found in its unusual character, which is duplicated in no other material. Tiny fibers of glass-like silicate slag, threaded through the body of high-purity iron, halt and "detour" corrosive

action. This forces corrosive attack to spread uniformly over the surface, instead of concentrating at one point to pit and penetrate the wall. The fibers also anchor the initial protective film, which shields the underlying metal.

When pipe specifications are written, careful thought should be given to the consequences of failure. The expense of *installing* is material cost plus the pipe fitter's labor. The cost of *repairing* is material cost plus the labor of pipe fitter, mason, plasterer, carpenter, painter—as many as five crafts. The

wisdom and economy of using a *durable* pipe is self-evident. And Byers Wrought Iron pipe answers the need.

The story of how wrought iron is made . . . where it is successfully serving . . . and why it lasts longer, is briefed in our booklet, **THE A B C's OF WROUGHT IRON**. Ask for a copy.

A. M. Byers Co., Pittsburgh, Pa. Established 1864. Boston, New York, Philadelphia, Washington, Atlanta, Chicago, St. Louis, Houston, Salt Lake City, San Francisco. Export Division: New York, N. Y.

INDIANA UNIVERSITY APARTMENTS  
BLOOMINGTON, IND.  
EGGERS AND HIGGINS, SUPERVISING ARCHITECTS  
JOE H. WILDERMUTH AND CO., ARCHITECT  
FREYN BROS., PIPING CONTRACTORS

CORROSION COSTS YOU MORE THAN WROUGHT IRON

**BYERS**  
GENUINE WROUGHT IRON  
TUBULAR AND HOT ROLLED PRODUCTS  
ELECTRIC FURNACE QUALITY ALLOY AND STAINLESS STEEL PRODUCTS

# ARCHITECTURAL RECORD




Copyright 1950 by F. W. DODGE CORPORATION, with all rights reserved • Publishing Director, Magazine Division, H. Judd Payne • Business Manager, Robert F. Marshall • EDITORS: Editor-in-Chief, Harold D. Hauf, A.I.A., A.S.C.E.; Managing Editor, Emerson Goble; Senior Associate Editor, Frank G. Lopez, A.I.A.; Associate Editors, Robert E. Fischer (Engineering), Florence A. van Wyck; Washington News, Ernest Mickel; Contributing Editor, Frederic A. Pawley; Western Editor, Elisabeth Kendall Thompson; Special Editorial Representative, Western Section, William C. Rodd; Associate in South America, Edmund J. Whiting, A.I.A.; Editorial Assistants, Jeanne Davern, Dorothy C. Jackson, Herbert L. Smith, Jr., A.I.A. • ART DEPARTMENT: Design Consultant, M. Peter Piening; Assistant, Frances Torbert; Drafting, Sigman-Ward • CONSULTANTS: Chairman, Editorial Board, Kenneth Kingsley Stowell, A.I.A.; Industry Relations Consultant, Thomas S. Holden; Statistical Consultant, Clyde Shute; Field Research Consultant, Clifford Dunnells, Jr.

Architectural Record (combined with American Architect and Architecture) is published monthly by F. W. Dodge Corporation, 10 Ferry St., Concord, N. H., with Editorial and Executive Offices at 119 West 40th Street, New York, N. Y. Western Editorial Office, 2813 Channing Way, Berkeley, Calif. Thomas S. Holden, Pres.; Howard J. Barringer, Vice-Pres. and Treas.; Irving W. Hadsell, Vice-Pres.; Chauncey L. Williams, Vice-Pres.; Sanford D. Stockton, Jr., Secy.; Walter F. De Saix, Asst. Treas.; Edwin H. Freed, Asst. Treas.; Irving B. Satin, Asst. Treas. Member Audit Bureau of Circulation and Associated Business Papers Inc. Architectural Record is indexed in Reader's Guide, Art Index, Industrial Arts Index and Engineering Index. Subscription rates: United States and Possessions, Canada, Cuba, Mexico, Central and South America, and Spain, \$4.50 the year, \$7.50 for two years, \$9 for three years; elsewhere, \$6.50 the year, \$11.50 for two years, \$15 for three years. Single copy \$1. Circulation Manager: Marshall T. Ginn. Every effort will be made to return material submitted for possible publication (if accompanied by stamped, addressed envelope), but the editors and the corporation will not be responsible for loss or damage. Other Dodge Services: Real Estate Record & Builders' Guide, Sweet's Files, Home Owners' Catalog, Dodge Reports & Dodge Statistical Research Service.

**COVER:**

Whiting Research Facilities for Standard Oil, Whiting, Ind. Holabird & Root & Burgee, Architects. Hedrich-Blessing Studio Photo.

THE RECORD REPORTS.....	9
News from Washington. By Ernest Mickel.....	15
News from Canada. By John Caulfield Smith.....	16
Construction Cost Indexes.....	26
REQUIRED READING.....	28
TEATRO CULTURA ARTISTICA.....	85
São Paulo, Brazil. Rino Levi, Architect, F. A. Restalozzi, Roberto Cerqueira Caesar, Associate Architects	
DESIGNED FOR SUBDIVISIONS.....	91
Museum of Modern Art — Woman's Home Companion Exhibition House. Gregory Ain, Architect	
BUILT OUT FROM A HILL.....	96
Residence of Mr. and Mrs. Gaston J. Ley, Lafayette, Calif. Fred Langhorst, Architect	
BETTER SCHOOL LIGHTING WITH CEILING LOUVERS.....	100
Apperson Street School, Los Angeles. Maynard Lyndon, Architect	
COUNTRY SCHOOL: MODERN VERSION.....	104
R-9 School, Cowley County, Kansas. Ramey, Hines & Buchner, Architects	
BUILDING TYPES STUDY NO. 163 INDUSTRIAL RESEARCH LABORATORIES	
PLANNING THE SCIENTIFIC LABORATORY.....	106
By Charles Haines	
GENERAL ELECTRIC RESEARCH LABORATORY.....	124
The Knolls, Schenectady, N. Y. Voorhees, Walker, Foley & Smith, Architects	
RESEARCH GROUP FOR CORN PRODUCTS.....	128
Research and Pilot Plant for Corn Products Refining Co., Argo, Ill. Schmidt, Garden & Erikson, Architects-Engineers	
ARCHITECTURAL ENGINEERING	
TECHNICAL NEWS AND RESEARCH	
FRAMING AND DETAILS KEY TO EFFICIENCY.....	134
Roof Goes up First in Latest Pierce Foundation Prefab House	
TILE-CONCRETE BEAMS FOR FLOORS AND ROOFS IN SMALL BUILDINGS.....	140
By J. Neils Thompson, Professor of Civil Engineering, The University of Texas	
TECHNICAL NEWS.....	142
PRODUCTS . . . for Better Building.....	143
MANUFACTURERS' LITERATURE.....	144
TIME-SAVER STANDARDS . . . Door Hardware.....	147



**HOOVER HOSIERY MILLS**  
 Concord, N. C.  
 H. V. Biberstein—*Architect*  
 C. M. Gruet & Sons—*Builders*


**HENRY'S CLEANERS**  
 Schenectady, N. Y.  
 Karas & Vander Bogert—*Architects*  
 Christensen & Nielson—*Builders*



**SIEBERT MOTORS**  
 Rochester, N. Y.  
 Carl L. Maynard—*Architect*  
 Le Chase Constr. Co.—*Builders*



**FIRST FEDERAL SAVINGS & LOAN ASSOC.**  
 Toledo, Ohio  
 Hahn & Hayes—*Architects*  
 Comte Construction Co.—*Builders*



**IT'S GOOD BUSINESS**  
*to design smart, modern  
 colorful entrances in*

**ENDURO-ASHLAR ARCHITECTURAL TERRA COTTA**

The entrance to any business building can be made to keynote the character of the concern housed within... when you design in Enduro-Ashlar Architectural Terra Cotta. It is tailor-made to meet your most exacting requirements—individual units large or small, plain surfaces or decorative sculpture, brilliant colors or delicate tints. Moreover, the ceramic-glazed surface of Enduro-Ashlar Architectural Terra Cotta resists weather-stain and big-city grime. Since it requires only simple soap-and-water washings, minimum maintenance is combined with maximum appearance.

*Construction detail, data, color samples, estimates, advice on preliminary sketches, will be furnished promptly without charge. Send your inquiry today.*

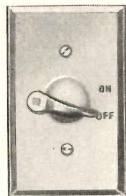
**FEDERAL SEABOARD TERRA COTTA CORP.**



10 EAST 40th STREET, NEW YORK 16, N. Y.  
 PLANTS AT PERTH AMBOY AND SOUTH AMBOY, N. J.


# Out-of-Doors IDEAS

TO HELP YOU  
WHEN YOU SPECIFY  
**H & H WIRING DEVICES**



## FLUSH SWITCHES

Outlet box or wall case switches for installations exposed to weather, dampness, etc. Perfect for patio, porch, garage.




## LID RECEPTACLES

Automatically closing lid protects contacts from weather whenever plug is withdrawn. Makes smart, convenient receptacle. 15A, 125V; 10A, 250V.



## SINGLE LID RECEPTACLE


Same type as above, but with one receptacle only. Units are complete with receptacle, cadmium finished plate, and weatherproof mat.



## LOCK SWITCHES

With Corbin Pin Tumbler Locks

Outdoor switch control for property protection. Rotary type lock. Weatherproof mat, plate, and screw cap.



## PLAN for ELECTRICAL CONVENIENCE FOR *FUN and WORK OUTDOORS* WITH **H & H** WIRING DEVICES

Those plans on your board mean someone is building for the future. Your skill and knowledge can contribute much to making that future complete, by making it more livable electrically. There's where the H & H line of wiring devices can do a job. You'll find just the device to meet every specification for adequate wiring. A quick review of our line stocked by electrical distributors may spark a good idea, or solve a special problem for you. Plan to investigate these smart, modern, dependable devices today.

For more information, write today to 1907 Laurel Street, Hartford 6, Connecticut. Good Housekeeping Building Forum booklet "Electrical Planning in the Home" sent on request.

QUALITY-MINDED ARCHITECTS SPECIFY



WIRING  
DEVICES



ENCLOSED  
SWITCHES

THE ARROW-HART & HEGEMAN ELECTRIC COMPANY  
HARTFORD, CONNECTICUT

Branches in: Boston, Chicago, Cleveland, Cincinnati, Dallas, Denver, Detroit, Los Angeles, New York, Philadelphia, San Francisco, Syracuse. In Canada: Arrow-Hart & Hegeman (Canada) Ltd., Mt. Dennis, Toronto.

ARCHITECTS AGREED THAT KWIKSET LOCKS WERE **BEAUTIFUL...**  
 BUILDERS DISCOVERED KWIKSET LOCKS WERE **EASY TO INSTALL...**  
 WHOLESALERS, JOBBERS, DEALERS APPROVED KWIKSET LOCKS' **LOW COST...**  
 AND WE PROVED THAT KWIKSET LOCKS **COULD TAKE IT...**

*We couldn't wait 100 years  
 for a testimonial*

SO... WE BUILT OUR OWN PROVING GROUND  
 AND NOW PRODUCE THE EQUIVALENT OF  
 100 YEARS WEAR IN 100 DAYS!




For 100 days and nights, random selected, KWIKSET locks were wrenched and slammed back and forth . . . turned and twisted for the equivalent of 100 years of everyday use. And, these KWIKSET locks stood up under every gruelling test . . . *positive proof of their ability to provide years of trouble-free service.* These routine factory tests are part of a continuous research program designed to prove the efficiency and performance of KWIKSET locks.


You can specify KWIKSET locks with complete confidence that you are getting an outstanding residential lock value. KWIKSET locks lead on every count: quality, beauty, durability, and a price which is considerate of your customer's pocketbook. KWIKSET locks are a credit to any home—and to the architect or builder who puts them there.

*There is a KWIKSET lock for every door in every house.*

Available for standard residential installation in all popular U. S. finishes. Deadlatch is optional. Write for our file size catalog.



MANUFACTURED BY



**NEW CATALOG AVAILABLE**

A new full color catalog describes KWIKSET's pin-tumbler, cylindrical locks. Write for your copy today! Address inquiries to: KWIKSET LOCKS, INC., Dept. AR, Anaheim, California.

SOLD BY LEADING HARDWARE WHOLESALERS, JOBBERS AND DEALERS FROM COAST TO COAST



# THE RECORD REPORTS

## NICHOLS & BUTTERFIELD AWARDED CONTRACT ON PRIZE NEW HAMPSHIRE OFFICE BUILDING

FOR THE FIRST TIME in the state's history, New Hampshire will have a competition-designed state office building — the new quarters for the State Highway Department, Motor Vehicle Department, and State Police Department in Concord.

Nichols & Butterfield, James F. Russell and Bruce Graham Associated, of West Hartford, Conn., submitted the winning design (see perspective below) in a competition which was open to all architects registered in New Hampshire.

The contract for architectural services was awarded to Nichols & Butterfield a few days after a jury headed by Architect Caleb Hornbostel of New York had selected the three prize winners. Other members of the jury were Prof. Hugh Morrison of Dartmouth College and Harold D. Hauf, editor-in-chief, ARCHITECTURAL RECORD. Lawrence B. Anderson of the Department of Architecture, Massachusetts Institute of Technology, was the professional adviser for the competition.

Edgar H. Hunter Jr. and Margaret K.

Hunter of Hanover, N. H., were awarded the \$500 second prize and the third prize of \$250 went to Aaron N. Kiff, c/o York & Sawyer, New York, N. Y. The first prize of \$1000 is deductible from the architectural contract.

The jury report indicated some difficulty in choosing between the first two prize winners and that the decisive factor may have been the feeling that a three-story building will be better suited than a two-story building to the site, with its low elevation in relation to the surrounding highways.

Competitors were required to design, "with emphasis on economy, efficiency and flexibility," a building of not more than 640,000 cu ft to house the Highway Department, with a staff of 152 in 10 subdivisions; the Motor Vehicle Department, with a staff of 50 in five divisions; and the State Police Department, with a staff of 20 in two divisions. Net areas required for each department were listed by the program in sq ft, and numbers of public visitors to each of the divisions expected each week were listed


### *Modular Experience Data Sought for A.I.A. Research*

William Demarest Jr., newly appointed Secretary for Modular Coordination in the Department of Education and Research of The American Institute of Architects, wants to know about architects' past experience with modular coordination.

Architects who have prepared plans on the basis of modular coordination are invited to communicate with Mr. Demarest at the offices of The A.I.A., 1741 New York Ave., N. W., Washington 6, D. C.

also. Major equipment needs (including files, work tables, etc.) also were specified for the various offices of the building in an unusually complete and detailed program. The economy factor was underlined by the advice that the State Legislature had appropriated \$575,000 for the entire cost of the project, including mechanical equipment, site work, professional fees and the cost of conducting the competition.

Fifty-two of the 108 registered architects eligible applied for the competition



program, and 29 designs were submitted.

The jury reported that it considered "both first and second prize designs of outstanding architectural quality, carefully studied in all details of a complex program, and skillful and effective in their solution." The report also notes that "the second-prize design in the opinion of the jury closely rivaled the first prize design in quality."

In discussing the use of site, the jury report suggests a possible basis for the final choice. Of the Nichols & Butterfield design, the report says:

"The design makes effective use of the site, considered both in relationship to the approach to Concord from the East and in relationship to its immediate surroundings. It would look well from the thruway and traffic circle, along which most spectators and visitors will travel, and location of both main en-

trance and police entrance would be immediately visible from the thruway approach. . . . The importance of the building relative to the State Highway Garage is signaled by its greater height."

While the jury found the Hunter & Hunter plot plan "excellent," the report states the jury felt that "the building would not immediately make clear the location of its main entrances to visitors approaching along the thruway and traffic circle. . . . It was felt that a long, two-story building is not as well suited for the low elevation of the site, especially as viewed from the thruway. The placing of the building on the long axis of the site raised difficulties with a western exposure and required the introduction of sun shades and vertical fins as sun-control features."

The competition, which had the ap-

proval of the competition committee of The American Institute of Architects, was conducted for Governor Sherman Adams and his Executive Council by a committee headed by Maj. Gen. Frank D. Merrill, state highway commissioner.

## PRUDENTIAL PLANS 18-STORY OFFICE BUILDING IN HOUSTON

AN 18-STORY granite and limestone structure designed by Architect Kenneth Franzheim of Houston will provide the Prudential Life Insurance Co. of America with its new Southwestern Home Office.

Construction is expected to begin late this fall and occupancy is expected for fall of 1951.

As much natural light as possible has been one of the aims of the architect; but he has also provided for sun control with heat-resisting and glare-eliminating glass for windows on north and east and aluminum exterior vertical solar fins and horizontal louvers on the south and west. Continuous strip fluorescent fixtures will assure 30-ft-c lighting at all desk tops.

Year-round air conditioning is planned, and a zone system has been designed to arrange for more cooling air to be received by portions of the building in the direct path of the sun than by other areas. Temperature and humidity will be equally controlled throughout all areas during all seasons.

The chosen site is a 30-acre wooded tract four miles from the Houston business district. Overall plans call for outdoor recreational facilities including tennis courts and softball field. A fountain of generous scale will be constructed in the center of a forecourt plaza, and the grounds will be landscaped to transform the site into a well-kept private park.

The main entrance loggia will have plexiglass skydomes, and the loggia also will be heavily planted. The building has been planned to take advantage of the natural beauty of the site.

The building will have a self-service lunchroom for employees and an auditorium large enough to accommodate periodic regional conferences of Prudential representatives from throughout the Southwest.

Parking facilities are provided at the rear of the building.

Exteriors on all sides will be finished with granite, limestone and aluminum. The entrance foyer and rotunda will be finished in marble, granite and wood.





Above: Photo shows how Mutual Life Insurance Company's new building looked when the firm moved in this Spring. The 25-story structure occupies the Broadway blockfront between 55th and 56th streets, has 421,000 sq ft of office space. Shreve, Lamb and Harmon Associates, Architects

## CONSTRUCTION IN MAY DIPS SLIGHTLY FROM APRIL HIGH

CONSTRUCTION AWARDS in May declined, but only slightly, from the all-time record high in April, F. W. Dodge Corp. figures show, and the total for the first five months of 1950 is 56 per cent above 1949's five-month figure.

May awards of \$1,347,603,000 were off less than one per cent from the April total of \$1,350,496,000 in the 37 states east of the Rockies. The May figure for 1950 was 53 per cent ahead of May 1949.

Residential awards of \$674,604,000 in May failed by only \$232,000 to equal April's figure and were 95 per cent ahead of May 1949, carrying the five-month 1950 total of residential awards to a whopping 110 per cent increase over the corresponding 1949 figure.

Non-residential awards in May were nine per cent under April, 27 per cent over May 1949; public works and utility contracts 16 per cent over April, 24 per cent over May 1949.



Above: Photo of rendering of new store for B. Altman & Co., New York department store, at White Plains. Kahn & Jacobs, were the Architects

## RESPONSE: MODULAR COORDINATION AND VA HOSPITALS

\* *R. E. Guard, President, Association of Federal Architects, Takes Issue with RECORD Editorial*

Association of Federal Architects  
National Bureau of Standards  
Washington 25, D. C.

### ARCHITECTURAL RECORD:

In the May 1950 ARCHITECTURAL RECORD there appeared an article purporting to convey the attitude of the Veterans Administration concerning use of modular sized building materials in their hospital construction program. This article, signed by Mr. Harold D. Hauf, your editor-in-chief, does not present the true facts and the information was apparently accepted by your editor without fully investigating the situation or consulting the proper authorities in Veterans Administration. I cannot let these statements go unchallenged and desire to correct this erroneous impression.

For some time the Veterans Administration has been giving careful consideration to the use of modular sized materials for new hospitals being designed by their staff. To arbitrarily condemn a Government agency or anyone for not wholeheartedly adopting the use of modular sized materials under conditions that presently exist in this country contributes nothing to progress. Do you advocate restriction of competition and elimination of standard sized materials which many manufacturers are still making and which are more readily obtainable in many localities than modular sized materials? Fortunately the Veterans Administration, as well as many architects in private practice, are sufficiently broad to consider both sides of this matter. Contrary to statements contained in your magazine, the specifications for the Oklahoma City Veterans Hospital permit the use of modular sized brick as well as other materials. Their policy has been and will continue to be that of giving consideration to the use of local materials on Veterans Administration hospital projects, whether modular or non-modular sized.

Because of your erroneous information that the Veterans Administration is opposed to the use of modular sized materials, your magazine indicates that this is one of the best arguments for the returning of the design of Veterans Hospitals to private architectural firms. I have heard of many reasons for assigning the planning of Veterans Hospitals to private architects but this is the weakest one that has come to my attention.

First of all, the Veterans Administration is vitally concerned with the providing of hospital beds for the physically and mentally ill veteran at the earliest possible date. It has been thoroughly demonstrated that the advantages of the many years of experience and familiarity with medical requirements on the part of the architectural force of the Veterans Administration creates an advantage that lies with this force rather than with private architectural firms.

*Very truly yours,*

R. E. Guard, *President*

\* *Mr. Guard is also chief, Architectural Division, Veterans Administration*

## ARCHITECTS, HOSPITAL MEN MEET IN JOINT CONFERENCE

NEARLY 3000 PERSONS, architects and hospital administrators, assembled in Minneapolis for the two-day session of the Upper Midwest Hospital Conference and the accompanying Architects' Seminar sponsored by the Minneapolis and St. Paul chapters of the A. I. A.

There was also a very large display of hospital equipment and construction materials on the main floor of the Minneapolis Auditorium, where the conference was held.

Architects thus had the double advantage of meeting and exchanging ideas with people who run hospitals and of being able to see and inspect equipment on a far larger scale than if their seminar had been run independently.

A group of young Twin City architects designed and constructed the archi-

tecs' exhibit, which attracted much interest and comment—including the rewarding reaction from some commercial exhibitors that next year their displays would be architect-designed.


The architects' exhibit featured drawings of small hospitals from the boards of Long and Thorshov, Inc.; Skidmore, Owings and Merrill; Lang and Raugland; Magney, Tusler and Setter; Ellerbe Co. and others, all very ably presented.

The program proved lively and provocative of much discussion. The talks of James Hamilton and Thomas F. Ellerbe turned into a somewhat heated exchange of very different views and had the architects talking about the danger of becoming mere construction advisers "if the hospital consultants had their way." Carl Erikson gave a talk in the afternoon which covered just about the whole field of hospital construction.

Robert Cunningham's dinner talk was lauded as "brilliant"—"tuned exactly to what we wanted to hear." Stimulating talks Friday morning were climaxed by Dr. Carl Walters' concise discussion of logic in planning the operating room.

Robert Cutler of Skidmore, Owings and Merrill spoke with authority on the workings and conclusion of a new operating room code; and Glen Rowell came by plane from the N.F.P.A. convention to give a timely and up-to-date talk on fire hazards. Wilbur Tusler pretty well summed up the whole conference with his talk on departmental relationships and schematic solutions.

Proceedings of the seminar, complete with questions and answers in the discussions, are available at five dollars per copy from Edward H. Noakes, executive secretary, Upper Midwest Hospital Conference, 400 Metropolitan Life Building, Minneapolis 1, Minn.



Art Photo Associates

## \$20 MILLION LOS ANGELES STATLER COMBINES HOTEL AND OFFICE UNITS

CONSTRUCTION gets under way this month on the \$20,000,000 Statler Hotel and Office Building in downtown Los Angeles, the largest hotel built anywhere in the last 20 years.

Holabird & Root & Burgee of Chicago are architects for the project, with William Tabler of New York as associate architect.

The 13-story steel and concrete structure has been designed in four long, extended wings to give all the hotel's 1275 guest rooms outside exposures. The adjoining office building (at extreme left in photo of perspective above) will provide 150,000 sq ft of office space.

Features of the hotel include a 475-car underground garage with an escalator

from the motorists' lobby to the main lobby, a swimming pool in a patio, television in every room.

A specially designed air conditioning system will serve all guest rooms and the office building. Centrifugal refrigerating machines used in the installation will have a capacity of more than 2100 tons.

Completion is expected in two years.



## INFRA-RED HEAT RAYS PIERCE 331 MILES OF DUST & FOG

*"With infra-red sensitized plates, views of mountains as far as 331 miles distant from the photographer have been taken, though the mountain itself was invisible to the eye because of intervening haze and fog."* From Transactions of the 45th Annual Meeting, Amer. Society of Heating & Ventilating Engineers,\* by C. S. Taylor and J. D. Edwards, of the Aluminum Co. of America Research Laboratories.

*"A mirror, consisting of glass with a silvered surface on the back of the glass, is an excellent reflector of light but it is a very poor reflector of infra-red radiation corresponding to room temperature. In fact, such a mirror would have about the same reflectivity for infra-red as a heavy coating of black paint,"* state Profs. G. B. Wilkes, of Mass. Institute of Technology and E. R. Queer and F. G. Hechler of Eng. Experiment Station, Penn. State College, in "Thermal Test Co-efficients of Aluminum Insulation for Buildings."\*

*"The visible brightness of a surface is not a gauge of its emissivity, for a surface may appear to have lost its reflective value and yet have a comparatively low emissivity as tested by a radiometer or emissivity-testing instrument,"* writes P. D. Close, as Technical Secretary of the Insulation Board Institute, in his book, "Building Insulation."

Of all heat flowing through building wall air spaces, 65% to 80% is radiation. Multiple sheets of accordion aluminum reflect, even if covered with dust, 97% of the infra-red heat rays. Compartmented with cellular air-spaces, they efficiently retard heat flow by convection and conduction. The commercial form of multiple sheets of accordion aluminum, permanently compartmented with cellular, reflective spaces, is Type 4 and Type 6 Infra Insulation, which cost respectively, under 7½¢ and 9¢ sq. ft., material with labor, between wood joists in new construction.

Get Free Reprints of articles starred (\*) from Infra Insulation Inc. Check coupon below.

INFRA INSULATION, INC.  
10 Murray Street, New York, N. Y.

Dept. R-7

Please send following material; without charge or obligation.

Taylor & Edwards reprint       Wilkes et al reprint  
 Price Lists of Infra Insulations       Free samples

Name \_\_\_\_\_

Firm \_\_\_\_\_

Address \_\_\_\_\_

### THERMAL FACTORS, TYPE 6 INFRA

Down-Heat C.044, R22.75 equals 7½" DRY Rockwool

Up-Heat C.080, R12.50 equals 4" DRY Rockwool

Wall-Heat C.073, R13.69 equals 4½" DRY Rockwool

### INFRA INSULATION, INC.

10 Murray Street

New York, N. Y.

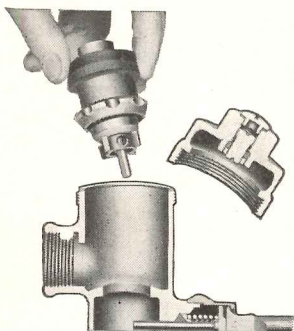
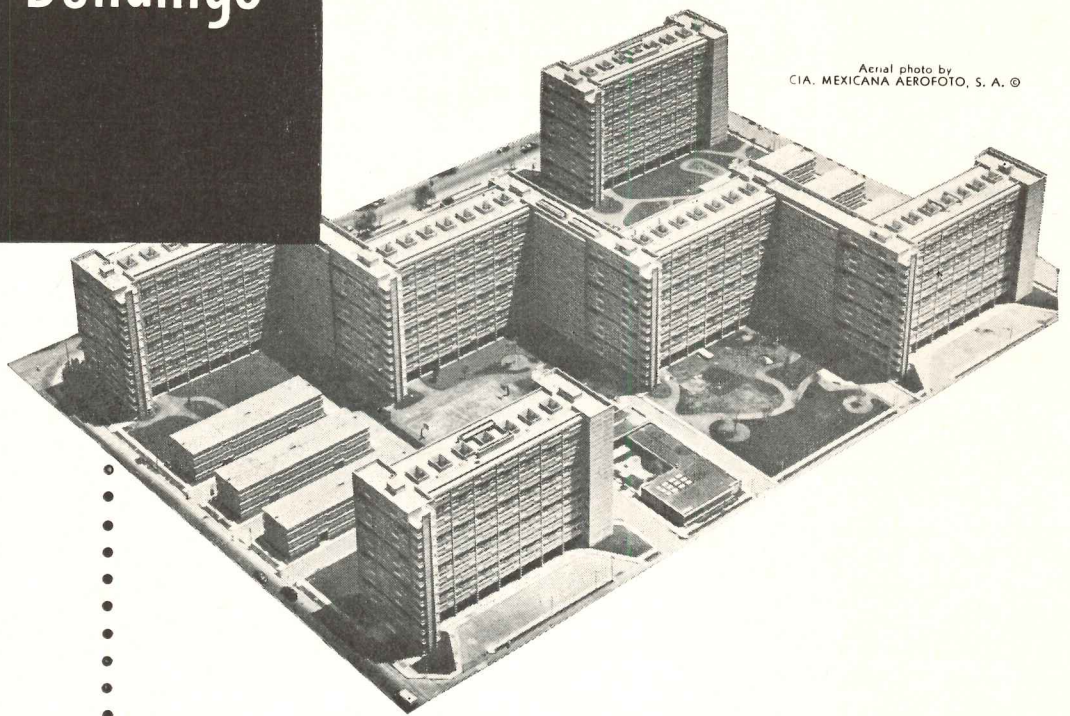
Telephone: COrtlandt 7-3833

# Fine Flush Valves for Fine Buildings

For complete information on Watrous Flush Valves write for catalog No. 449-A.



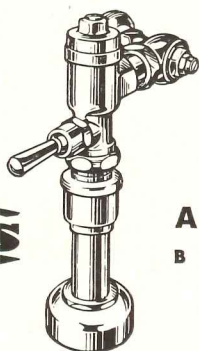
Aerial photo by  
CIA. MEXICANA AEROFOTO, S. A. ©



*Among Watrous Fine Features*

## Single Step Servicing

Reduces maintenance time to an absolute minimum. Entire operating unit, including main seat washer, can be lifted out and replaced in a few seconds. No need to take valve off of line to service.



## PRESIDENTE ALEMAN HOUSING PROJECT

Mexico City, one of the many fine buildings throughout the world equipped with Watrous Flush Valves.

### Architects:

MARIO PANI, Director  
JOSE DE J. GOMEZ GUTIERREZ  
and JENARO DE ROSENZWEIG, Assistants

### Engineers:

BERNARDO QUINTANA, C. E., General Manager  
RAUL SANDOVAL L., C. E., Assistant Manager  
ARTURO BALEDON, C. E., Chief Engineer  
FERNANDO ESPINOSA, C. E., Constructing Director

### Plumbing Contractors:

FRANCISCO JIMENO, C. E.  
JORGE GARCIA GOMEZ, C. E.

# Watrous

**ADJUSTABLE FLUSH VALVES**  
BOTH DIAPHRAGM AND PISTON TYPES

**THE IMPERIAL BRASS MANUFACTURING CO.**

1240 W. Harrison Street, Chicago 7, Illinois

## NEWS FROM WASHINGTON

by Ernest Mickel

**Housing Research Stepped Up as Both Government and Private Groups Announce Newest Plans; Architects and Home Builders Plan to Talk Things Over; BLS Finds Unit Construction Costs Moving Up; Reorganization Plan Would Transfer FNMA to HHFA**

RESEARCH in the housing field continues on all fronts, private and government, with the HHFA division placing emphasis on efforts to lower the end cost of new housing. The Building Research Advisory Board went ahead with plans for its second correlation conference — this one to deal with fire-resistant exterior walls — and The American Institute of Architects had a mandate from its recent convention to find more funds for an expanded research program.

The A.I.A. resolution anticipates extension of the present Institute research activities under direction of Walter A. Taylor. It is believed that certain projects already authorized, but not yet activated, will be permitted to go ahead under the new plan. The first step is likely to be appointment of a committee by A.I.A. President Walker to discover new money sources for expanding the education and research duties.

Under consideration are: (1) an extensive review of technical documents; (2) a clinic service for defective materials; (3) a research advisory service closely correlated with the Building Research Advisory Board; (4) establishment of a new advisory committee; and (5) the building of a more complete system of files and records.

The advisory service probably will evolve as a direct service to industry, closely allied with the BRAB effort. Object is to aid those firms planning expenditures of their own in the research field, helping them to avoid overlap in projects and assist them in using their funds more wisely to select the place where investigation is to be made.

The Institute's clinical service on defective materials would be conducted on an anonymous basis, with confidential information going to architects dealing with specific manufacturers. Typical material cases may be developed later with results of the investigations published anonymously.

### BRAB Conference Report

The Building Research Advisory Board has issued proceedings of its first correlation conference, January 11 and 12, on the subject of weather and the building industry. This Conference Report No. 1 is a 160-page booklet carrying in full the papers given. In a foreword, William H. Scheick, the Board's director, explained:

"These papers provide a remarkable summary of what is known on climatology today and the relationship of climatology to the building industry. In addition, they contain penetrating analyses of the present status of research in building materials and equipment by men who know the entire field."


Conference No. 2, on the general subject of fire resistance of exterior walls, will be held sometime during the summer or early fall. The subject for this research correlation meeting was suggested

in letters to BRAB from Andrew J. Eken, president of Starrett Brothers and Eken, New York contractors, and John O. Merrill, of Skidmore, Owings and Merrill, Chicago architects. The Board believes this will be a conference of prime significance, Scheick said, because it concerns a specific problem of limited scope but broad interest; because it concerns major buildings; and because it is an active and vital problem, not merely a theoretical one.

The Structural Clay Products Institute moved closer to the practical phases of its five-year research program with announcement that Armour Research Foundation, Illinois Institute of Technology, Chicago, had been selected as the technical research center of its Products Research Foundation. The initial phase of the Institute's \$1,250,000 long-range research effort will be started there. Primarily the work at Armour will center on end-use research in brick and tile and other structural clay products. Lower-in-the-wall masonry costs will be the main objective. The studies will include effects of unit size, weight, assembly techniques, etc., on the cost of wall construction.

Robert B. Taylor, S.C.P.I. research director, said new clay products (on a non-wall type) also will be evaluated to determine practicability and marketability. It all looks toward additional sales potential for clay. There will be no delay in getting the program started at Armour.

(Continued on page 16)



—Drawn for the RECORD by Alan Dunn

## THE RECORD REPORTS

### WASHINGTON

(Continued from page 15)

Other locations for studies of efflorescence, insulation and condensation, and fundamental clay research will be decided upon and announced shortly, Taylor said. He will establish an office in Chicago to direct the work first-hand.

The Clay Products Institute inaugurated a new service in April, beginning publication of "Technical Notes," which it calls a monthly informational service to the construction industry in the interests of better masonry structures. The early issues dealt with construction of watertight masonry walls, cold weather masonry construction, efflorescence, and painting brick and tile walls. Each of the publications carries an A.I.A. file number.


#### Latest on HHFA Research

As of mid-May, the housing agency had negotiated or was in process of negotiating more than 50 research project contracts. This involved the eventual outlay of nearly \$1 million in the expanding program authorized in the Housing Act of 1949.

Announcements had been prepared on three imminent projects involving more frequent census studies of housing inventory and metropolitan area growth patterns and a pilot study of one industrial area. Under the first, the Census Bureau will attempt to work out a reliable statistical method for sounding the nation's housing inventory at intervals between the regular censuses, a method that will tabulate and classify available census data and supplement it as necessary by a scientific sampling method. There is recurring need, said Dr. Richard U. Ratcliff, director of the research division of HHFA, for data which would indicate important changes at intervals within the decade and permit a frequent check on production of adequate housing. He thinks this would be valuable to every segment of the housing industry and to public groups.

The proposed intercensus housing survey would attempt to provide tested techniques for classifying census data and gathering, compiling and keeping up-to-date information on (1) occupancy—owner or renter; (2) vacancy; (3) rental value; (4) number of rooms;

(Continued on page 18)



Sacred Heart Orphanage, operated by the Sisters of St. Joseph in Scarborough, Ont., will soon have a \$600,000 new home (photo of model above). The proposed buildings, planned for a 17-acre site, will be of modern, fire-resisting construction. There will be three separate cottages for children, classrooms for nursery school and kindergarten-primary purposes, a convent for 10 sisters, a chapel, a gymnasium, an infirmary, a central kitchen, dining rooms and kitchenettes in each cottage. Page & Steele, Architects

### NEWS FROM CANADA by John Caulfield Smith


#### Building Up \$36 Million For Four Months of 1950

CONSTRUCTION awards for the first four months of 1950 registered a gain of \$36 million over the corresponding period last year. April reached a new seasonal high with a total of \$112,886,400.

Figures come from MacLean Building Reports Ltd.

Plans for new construction include yet another refinery for Edmonton (this time, it's a \$10 million job); a million dollar chemical plant to be erected in Sarnia, Ont.; and three new housing


(Continued on page 176)



George Lilley photography

Hospital for Religious Hospitaliers of St. Joseph, Cornwall, Ont. Photo of rendering (above) shows only central portion of project, which includes 250-bed hospital, nurses' residence, monastery and boiler plant. Architects are Drever & Smith, Kingston, Ont.





*Specified for  
Salem Ridge,  
Ridgewood, N.J.*

Frederick W. Harsen, Architect  
Lovel Building Co., Gen. Contr.  
Olson Flooring Co., Flooring Contr.

# HARDWOOD FLOORING

by *Higgins* WORLD-FAMOUS  
BOAT BUILDERS

## with Lifetime Beauty and Service

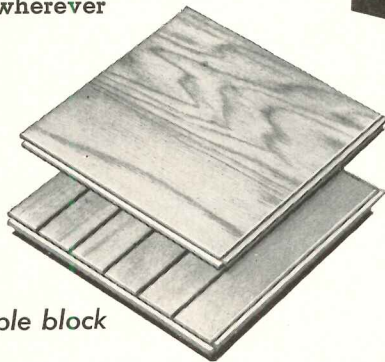
Higgins Bonded Hardwood Block Flooring will not warp, buckle, cup, or crack. It is rot proof, termite proof, water repellent, abrasion resistant, climate proof—especially quiet and comfortable to walk on.

Higgins Flooring is ideal over radiant heating. Grooves in the back of each block act as a heat conductor, assuring uniform heat with practically no increase in water temperature.

Higgins Flooring can be installed over any type of slab or any other subflooring. It can be blind nailed or laid in adhesive.


Keeps its luxurious beauty indefinitely with only routine housekeeping attention. You can always specify Higgins with confidence wherever distinction and permanence are desired.

**Costs less laid down  
Sells homes faster  
Increases valuation**



Write for literature and sample block

- 5-Ply cross-grain construction
- Selected oak face
- Pressure bonded with marine-type glue
- Integral tongues
- 9" x 9" net face
- Toxic impregnated—comes with final finish
- Grooved back molds to surface, anchoring into adhesive



**Higgins** BONDED HARDWOOD  
BLOCK FLOORING

INCORPORATED NEW ORLEANS



*the most  
SENSATIONAL  
New Door Design  
of the DECADE*

FOR CLOSET DOORS ROOM DIVIDERS



*the New* **RA-TOX FLEXIBLE DOOR**

- ★ A New Point of Interest in Room Design
- ★ A New Opportunity to Reduce Closet Door Costs

Ra-Tox Flexible Doors provide a new and intriguing point of interest, wherever used. They harmonize with any type of room design or furniture . . . and are recommended particularly as closet doors or room dividers. But beyond striking visual appeal, Ra-Tox Flexible Doors have important practical advantages. What other door has features like these? . . .

- Air circulates* through the door . . . helps avoid summer closet mustiness and winter chill.
- Low cost* . . . low initial cost plus low installation cost . . . save dollars. Door is supplied finish painted and complete with hardware. Can be completely installed with a screw driver the only required tool.
- Saves space* . . . door folds to door frame, eliminates space wasted by door swing.
- Beautiful finishes* . . . choice of eleven different colors including modern No. 145 Natural.
- Compare it* for design, construction, installation ease and use . . . there's nothing equal to the Ra-Tox Flexible Door.

**WRITE FOR COMPLETE INFORMATION AND PRICES**  
*Designers and Manufacturers of Ra-Tox Wood  
 Splint Ventilating Shades and Related Products for Almost Fifty Years*

**ANOTHER  
GREAT PRODUCT  
built by**

**THE HOUGH SHADE CORPORATION**

**RA-TOX DIVISION**  
 1112 Jackson Street Janesville, Wisconsin

**THE RECORD REPORTS**

**WASHINGTON**  
*(Continued from page 16)*

- (5) composition and size of households;
- (6) quality of dwellings as to physical condition and selected facilities.

Area growth studies would be undertaken by the Scripps Foundation, Miami University, Oxford, Ohio, in another research project aimed at supplying information to aid sound city planning and construction of residential areas properly related to centers of employment, lines of transportation and commercial and recreational facilities (\$60,000 has been budgeted for this purpose).

**Population Pattern Studies**

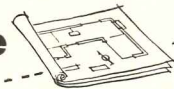
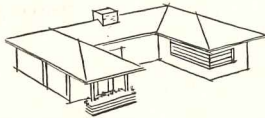
The Scripps Foundation studies will use census and other data in examining every metropolitan area in the country. Results are expected to bring to light specific information hitherto unknown. Dr. Ratcliff said there is a notable lack of knowledge on patterns of population growth and economic development in urban and metropolitan areas. The Foundation study is expected to yield past and present trends to aid in charting future changes likely to affect residential construction and development, mortgage risks and other factors important to the housing industry and to the housing situation generally. The Foundation will develop (1) an explanation of the patterns of growth and of economic change in metropolitan areas and (2) conclusions concerning the nature of the change of population composition and the change in economic functioning which accompanies metropolitan growth. Objective is to obtain clear, definitive statements of facts for metropolitan areas as a class and by sub-classes, for practical public and commercial use. This study will consider population classifications by age, sex, nativity, education, employment status, major occupational group, major industrial group, wage and salary income, marital status and family status.

Finally, the third major project, the pilot study of housing market condition in a middle-sized industrial area, will be conducted by Miami University, Miami, Fla., in Jacksonville, Fla. Methods developed in the Jacksonville study will be applied to similar industrial, middle-sized communities later.

*(Continued on page 20)*

# HOW to shorten the trip from here

to here





## with the MASONITE HARDBOARD FAMILY

From plan to finished structure, the trip is shorter—smoother—when you use the Masonite\* Hardboard family! These hard, smooth, grainless wood panels—available in 19 types and thicknesses—speed construction all along the line—reduce building costs—assure quality and owner satisfaction. For example—


### HOW to Speed Dry-Wall Construction . . .

Specify super-smooth panels of the new Masonite  $\frac{1}{4}$ " Panelwood\*. These big, sturdy panels, 4' wide and 8, 10 and 12 feet long, go right over open framework. Panelwood won't crack, split, splinter or dent—takes any applied finish—gives lifetime service.



### HOW to Provide Low-Cost Built-Ins

You can cut the cost of built-in features by specifying Masonite Hardboards. Above, the handy cabinet under the laundry trays has ends of  $\frac{3}{16}$ " Tempered Presdwood\*. Doors are  $\frac{1}{8}$ " Tempered Presdwood on wood frames. Masonite Hardboards save construction time because they are so easily worked with ordinary carpenter tools.



### HOW to Make Owners Say "Ah"

Masonite Leatherwood—a Masonite Hardboard with the rich texture of Spanish-grain leather—gives you wide scope in planning beautiful rooms at moderate cost. Leatherwood is  $\frac{1}{8}$ " thick, comes in sturdy panels 4' wide and up to 12' long—can be nailed or fastened with adhesive over any solid backing—and even bent to modern contours.

## MASONITE



## CORPORATION

\*Trade-marks Reg. U. S. Pat. Off. "Masonite" signifies that Masonite Corporation is the source of the product.

Useful Information—Yours for the Asking—  
Mail the coupon! 

Masonite Corporation  
111 West Washington Street  
Chicago 2, Illinois

Gentlemen:

For my files, please send me information and literature about Masonite Hardboards.

Name.....



Address.....

City.....State.....

AR-7

There are 19 Types and Thicknesses of MASONITE HARDBOARDS for 1000 Uses

# IT'S SOMETHING LIKE A ROLLER COASTER



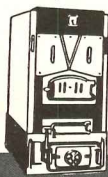
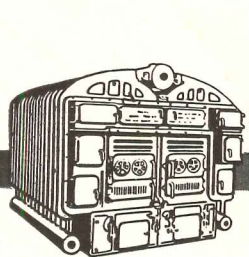
## ... the way the hot gases travel in a Smith Mills Cast Iron Boiler

... whipped up and around the entire chamber they go directly to the highest surface of the boiler — then across to each side — to the front through the upper flue passages — to the back through the lower channels ... finally, spent and exhausted, they pass up the chimney.

In the efficient Mills design the hot gases embrace a cast iron boiler water tube at every "roller coaster" turn. These gas passages are relatively large — the gases travel at low velocity, transferring maximum heat to the tubes, allowing ample time for complete combustion. There is less draft loss — and less need for high chimneys — with a Smith-Mills Boiler.

Results? More heat with less fuel, lower maintenance — and often lower installation costs.

It pays to specify Smith-Mills Boilers for all heating needs in industrial, commercial, institutional and residential jobs. For these and other advantages send for free bulletins today.



H. B. *Smith*

2-A

CAST IRON BOILERS

THE H. B. SMITH CO. INC., WESTFIELD, MASS.  
Most complete line in the world of cast iron boilers for heating

## THE RECORD REPORTS

### WASHINGTON

(Continued from page 18)

Dr. Ratcliff explained that development of a short-term forecasting method will permit those concerned with housing in a given locality to obtain reliable background data on which to base business decisions. Groups to benefit especially, he believes, include civic and trade organizations, builders, mortgage lenders, material suppliers, real estate firms and planning agencies.

The Jacksonville study will undertake to (1) identify types and sources of available information; (2) develop a simple method of interpreting the material; and (3) suggest ways of organizing a small local group to carry out similar collection, organization and analysis of data.

### Other HHFA Projects

Also in the works for HHFA were the following research projects:

Performance standards for building sewer materials, National Bureau of Standards.

Motion of floors laid on grade, Southwest Research.

Study of residential mobility and study of housing market analysis, Columbia University.

Financing construction of housing in selected mid-western cities, Indiana University.

Development of cost accounting systems for home builders, University of Michigan.

Nine separate projects dealing with wood uses, Forest Products Laboratory, Madison, Wis.

Structure and problems of home building industry, University of California.

Cost of municipal services for residential areas, Harvard University.

Rental housing investment experience in New York metropolitan area, Columbia University.


Examination of qualitative aspects of local housing market in locational terms, Georgia Tech.

Survey of mortgage market of Hagerstown, Md., University of Maryland.

Mortgage market survey of San Francisco Bay area, University of California.

Four separate projects for Bureau of Labor Statistics dealing with measurements of volume of conversions and demolitions, size of builder operations,

(Continued on page 22)




Exterior View of Corn Products Refining Co. Laboratories, Argo, Ill.  
Schmidt, Gardner & Erickson, Architects.

**Corn Products Refining Company**


. . . just one of 40,000 research

laboratories where you will find

"STEELAB" installations



"STEELAB" installation at Corn Products Refining Co. Laboratories  
Photos: Hedrich-Blessing



"STEELAB" installation at another great research laboratory  
Photo: Sigurd Fischer

**"STEELAB"**

by

**LABORATORY**

**FURNITURE**

**COMPANY**

"STEELAB" Furniture is manufactured exclusively by  
**LABORATORY FURNITURE COMPANY, INC.**

37-18 Northern Boulevard, Long Island City 1, N. Y.

*Literature will be mailed on request.*

## THE RECORD REPORTS

historical data and a survey of cooperative housing associations.

Light gage tubular columns, National Bureau of Standards.

Financing construction of housing selected in cities of the Northwest, University of Washington.

Guide for cooperative self-help dwelling construction, Tuskegee Institute.

Study of residential space utilization, University of Illinois.

## WASHINGTON (Cont. from p. 20)

Planning survey of interracial housing, New York University.

Cost advantages of different types of industrialized housebuilding organizations, Massachusetts Institute of Technology.

Survey of potential redevelopment area, American University.

Background study of marketing functions in building products distribution, University of Pennsylvania.

Development of techniques for measuring and interpreting vacancy rates in a community, University of Denver.

The projects listed above are in addition to 20 on which negotiations have been completed. They had been assigned project numbers and allocated funds.

### Architect-Builder Cooperation

It may take a year, but organized architects and organized home builders are moving toward an area of closer agreement on the role of the former in the production of individual homes in large subdivisions.

This summer, perhaps this month, committees from the National Association of Home Builders and The American Institute of Architects will sit down together to study ways of making mass-produced low-cost houses more individual architecturally. They are determined to erase the "no-man's land" now existing between operative builders and the architects when it comes to contemporary home design in that field.

Such a meeting had been scheduled earlier, when the N.A.H.B. executive officers convened in Washington; but A.I.A. spokesmen said notice was given too late to set up the proper kind of committee.

Ralph Walker, president of the Institute, considers this to be a most important effort and is at work on selection of a committee of six top A.I.A. men conversant with the needs who will meet with a like committee of N.A.H.B. members.

The builders, who have been severely criticized for their failure to market housing with more individuality, realize the need for improving their position in this respect. That is why they will ask the A.I.A. to agree on a system of national architectural fee scales. The question of fees is the foremost matter in keeping the architect from operating in this housing field, it is believed, and an understanding on compensation should go far toward bringing more architects to small home practice.

The architects themselves realize the gap existing between them and the operative builders, and desire just as ardently to do something about it. Edmund R. Purves, executive director of the Institute, explained Mr. Walker's position in considering it a vital problem commanding immediate attention. The start can be made now, but it may take a year to work out a satisfactory plan. An entirely new mode of operation may be sought.

(Continued on page 24)

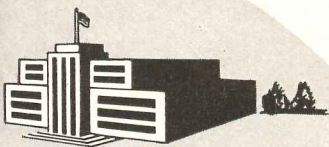
## HOW TO KEEP A BUILDING

# on time

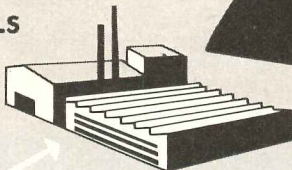
SPECIFY

TIME CONTROL  
BY

# Cincinnati



SCHOOLS




FACTORIES



INSTITUTIONS



OFFICE BUILDINGS



TRANSPORTATION TERMINALS

Since 1896, The Cincinnati Time Recorder Company has pioneered in the development of time control and signaling equipment.

Today, whether your problem is time control for a single process or an entire building, Cincinnati offers a complete line of Master Control and Program Instruments — plus the services of skilled engineers to help you select the right equipment for the job.

We'll be pleased to send you complete information on Cincinnati time control equipment. Write Department AR-7.




## THE CINCINNATI TIME RECORDER CO.

CINCINNATI 14, OHIO



Specify CTR to sound bells, buzzers, horns; maintain correct and uniform time on every clock and recorder; open or close electrical circuits at predetermined periods.



... For the  
**FIRST TIME**

## *All the data you need to specify and use* **Incandescent Lighting**

A new and different catalog presentation containing:  
Incandescent lighting equipment of all types . . . classified as to use.  
Explicit information in easy-to-use form.

- 99 Product Illustrations
- 24 Coefficient of Utilization Tables
- 51 Cross Section Details
- Detailed Product Specifications
- 47 Light Distribution Curves
- General Engineering Information

*Your catalog is ready . . . Ask for it!*

**THE ART METAL COMPANY • CLEVELAND 3, OHIO**

*Manufacturers of Unified Lighting Equipment for Office, Store, School, Hospital and Hotel*

There's an Art Metal  
Incandescent Unit for  
every lighting need.

*Art Metal Unified Lighting,  
standardizes the design,  
style, and finish of each unit,  
to achieve an architecturally  
integrated installation.*

**The ART METAL Company**  
1814 East 40th Street, Cleveland 3, Ohio

Gentlemen: Kindly send me a copy of  
the new, free ART METAL CATALOG.

Firm \_\_\_\_\_

Name \_\_\_\_\_ Title \_\_\_\_\_

Address \_\_\_\_\_

City \_\_\_\_\_ State \_\_\_\_\_

## THE RECORD REPORTS

WASHINGTON (Cont. from p. 22)

"It is a very important and serious question," Purves stated. "It is a field in which very few architects have had experience. The design of a small house is not an easy problem. It is a very difficult one."

The committeemen will have to find some way of putting architectural talent to work in the low-cost housing field without letting the resulting increase in cost, due to the necessary architec-

tural fee, overprice the house. It is a very difficult problem indeed.

### FHA Reports on Costs

The annual report of the Housing and Home Finance Agency carries an interesting table on FHA property valuations indicating the average valuation of new homes secured by insured mortgages during the last half of 1949 was \$8507; the median valuation, \$8124.

This pertains to new single-family homes with mortgages insured under Sec. 203 of the National Housing Act.

The figures for existing homes covered by the same provisions over the same period were slightly higher for the nation as a whole: average valuation, \$9164; median valuation, \$8721.

A geographical breakdown of this data, by Census Bureau regions, indicates the highest valuations were recorded in the New England and Middle Atlantic States for the new homes and in the New England and east north-central states for existing residences. Lowest FHA valuations on new homes were shown in the east south-central region, and on existing homes in the west south-central area, based on the averages.

For the nation as a whole, largest percentage of insured mortgage business written from July to December 1949 was on new homes in the \$6000 to \$6999 valuation class, 21.8 per cent. Next highest volume was 20.9 per cent on \$8000 to \$8999 valuation. Only two tenths of one per cent of the new homes so insured were valued at less than \$5000 and one per cent was valued at \$16,000 or more.

### BLS Finds Rising Costs

The average unit construction cost for one-family structures rose slightly in February, compared with January, in 15 major metropolitan areas surveyed by the Bureau of Labor Statistics. Average unit building costs for each of the 15 cities as listed by BLS for February averaged \$8933. The January figure was \$8080. The February single-family home building costs were shown to be up from January in Atlanta, Chicago, Cleveland, Dallas, Denver, Detroit, San Francisco-Oakland, Seattle, and Washington, D. C. The February figure was down from January in Boston, Los Angeles, Philadelphia and Pittsburgh. It remained the same for Miami.

Costs dropped \$400 per unit in the New York-Northeastern New Jersey area, according to the BLS table, going from \$10,100 in January to \$9700 in February. These tabulations show new dwelling units actually started during the periods and include both privately and publicly owned housing. Field surveys, currently being conducted by BLS in these selected areas, eventually will show, in addition to the estimated construction costs, details on

(Continued on page 152)

# WHY CORROSION CAN'T DESTROY

## this laboratory waste disposal system

The sinks, strainers, traps, pipe, fittings and fume exhaust fan in this chemical laboratory corrosive-waste disposal system are made of Duriron. The high silicon iron composition of Duriron gives it a wider range of corrosion-resistance than any other commercially available alloy. Duriron can be expected to outlast the building.

Some other cost-reducing advantages of this high silicon iron are: Uniform corrosion-resistance through entire wall thickness; no lining to chip, spall or crack . . . abrasion resistance . . . will not warp or sag from heat.

For complete details of Durco products for the chemical laboratory, write for new bulletins 703 and 1102.

**THE DURIRON CO., INC., DAYTON 1, OHIO**  
Branch Offices in Principal Cities

# DURIRON

## ACID PROOF

# DRAIN PIPE



52-GM



# In the Nation's Newest and Finest Research Centers

## It's **ALBERENE** Table Tops, Sinks, and Hoods


Corn Products Refining Company—Argo, Illinois. Architects—Schmidt, Garden & Erikson.



You'll find most of the newest and finest industrial research centers in the country are equipped with table tops, sinks, and hoods of Alberene Stone. Because Alberene Stone is a natural material that is highly corrosion-resistant . . . durable . . . and attractive. And . . . because Alberene Stone is easy to handle—easy to drill and cut. Alberene Stone's weather- and corrosion-resistant properties make it ideal, too, for window sills and stools. Our engineers are familiar with the latest developments in laboratory construction. For technical information, write us today.


**List of typical modern research centers, designed by many of the country's top architects, where laboratory equipment is of Alberene Stone . . .**

Esso Research Center of the Standard Oil Development Company at Linden, N. J. Architects—Voorhees, Walker, Foley & Smith.



- Allied Chemical & Dye Corp.—Morristown, N. J.
- H. K. Ferguson & Co.
- Bell Telephone Laboratories, Inc.—Murray Hill, N. J.
- Voorhees, Walker, Foley & Smith
- Best Foods, Inc.—Bayonne, N. J.
- Lockwood Greene Engineers, Inc.
- Carbide & Carbon Chemicals Div. of  
Union Carbide & Carbon Corp.—Charleston, W. Va.
- H. K. Ferguson & Co.
- Celanese Corp. of America—Summit, N. J.
- Wigton Abbott Corp.
- Corn Products Refining Co.—Argo, Ill.
- Schmidt, Garden & Erikson
- E. I. du Pont de Nemours & Co.—du Pont  
Research Center—Wilmington, Delaware
- Voorhees, Walker, Foley & Smith
- Firestone Tire & Rubber Co.—Akron, Ohio
- Voorhees, Walker, Foley & Smith
- Flintkote Company—Whippany, N. J.
- Lacy, Atherton, Wilson & Davis
- General Electric Co.—Schenectady, N. Y.
- Voorhees, Walker, Foley & Smith
- Gulf Research & Development Corp.—Harmarville, Pa.
- Hoffman-La Roche Inc.—Nutley, N. J. Felheimer & Wagner
- Johnson & Johnson—New Brunswick, N. J.
- S. C. Johnson & Son, Inc.—Racine, Wisc.
- Frank Lloyd Wright
- Liggett & Myers Tobacco Co.—Durham, N. C.
- Lockwood Greene Engineers, Inc.
- Merck & Co., Inc.—Rahway, N. J.
- Ortho Research Foundation—Raritan, N. J.
- Shreve, Lamb & Harmon
- Parke, Davis & Co.—Detroit, Mich. H. K. Ferguson & Co.
- Chas. Pfizer & Co., Inc.—Brooklyn, N. Y.
- Sinclair Refining Co.—Harvey, Ill. Austin Co.
- Socony-Vacuum Oil Co., Inc.—Paulsboro, N. J.
- Frederick G. Frost
- Solvay Process Co.—Syracuse, N. Y. H. K. Ferguson & Co.
- E. R. Squibb & Co.—New Brunswick, N. J.
- Standard Oil Development Co.—Linden, N. J.
- Voorhees, Walker, Foley & Smith
- Tennessee Eastman Corp.—Kingsport, Tenn.
- Upjohn Company—Kalamazoo, Mich. Austin Co.
- William R. Warner & Co., Inc.—New York City
- Felheimer & Wagner
- Winthrop Chemical Co., Inc.—East Greenbush, N. Y.
- Thompson & Barnum

Sinclair Refining Company's new research center at Harvey, Illinois—design and construction by the Austin Company.



## ALBERENE STONE CORPORATION

419 Fourth Avenue, New York 16, N. Y.

Branches in all Principal Cities

CONSTRUCTION COST INDEXES

Labor and Materials

United States average 1926-1929 = 100

Presented by Clyde Shute, manager, Statistical and Research Division, F. W. Dodge Corp., from data compiled by E. H. Boeckh & Assocs., Inc.

NEW YORK

ATLANTA

Period	Residential		Apts., Hotels Office Bldgs. Brick and Concr.	Commercial and Factory Bldgs. Brick and Concr.		Brick and Steel	Residential		Apts., Hotels Office Bldgs. Brick and Concr.	Commercial and Factory Bldgs. Brick and Steel	
	Brick	Frame		Brick	Steel		Brick	Frame		Brick	Steel
1925	121.5	122.8	111.4	113.3	110.3		86.4	85.0	88.6	92.5	83.4
1930	127.0	126.7	124.1	128.0	123.6		82.1	80.9	84.5	86.1	83.6
1935	93.8	91.3	104.7	108.5	105.5		72.3	67.9	84.0	87.1	85.1
1939	123.5	122.4	130.7	133.4	130.1		86.3	83.1	95.1	97.4	94.7
1940	126.3	125.1	132.2	135.1	131.4		91.0	89.0	96.9	98.5	97.5
1945	160.5	161.7	156.3	158.0	155.4		132.1	133.9	123.2	122.8	123.3
1946	181.8	182.4	177.2	179.0	174.8		148.1	149.2	136.8	136.4	135.1
1947	219.3	222.0	207.6	207.5	203.8		180.4	184.0	158.1	157.1	158.0
1948	250.1	251.6	239.4	242.2	235.6		199.2	202.5	178.8	178.8	178.8
1949	243.7	240.8	242.8	246.4	240.0		189.3	189.9	180.6	180.8	177.5
Feb. 1950	244.1	240.9	243.2	245.9	242.0		185.8	187.0	180.1	179.3	178.5
Mar. 1950	244.9	242.0	243.4	246.0	242.2		186.9	188.4	180.3	179.4	178.8
April 1950	246.2	243.6	243.6	246.1	242.5		187.9	189.7	180.5	179.5	179.0
April 1950	99.4	99.0	86.4	84.5	86.4		117.7	128.3	89.8	84.3	89.0

ST. LOUIS

SAN FRANCISCO

1925	118.6	118.4	116.3	118.1	114.4	91.0	86.5	99.5	102.1	98.0
1930	108.9	108.3	112.4	115.3	111.3	90.8	86.8	100.4	104.9	100.4
1935	95.1	90.1	104.1	108.3	105.4	89.5	84.5	96.4	103.7	99.7
1939	110.2	107.0	118.7	119.8	119.0	105.6	99.3	117.4	121.9	116.5
1940	112.6	110.1	119.3	120.3	119.4	106.4	101.2	116.3	120.1	115.5
1945	152.8	152.3	146.2	148.5	145.6	146.2	144.3	144.5	146.8	147.9
1946	167.1	167.4	159.1	161.1	158.1	159.7	157.5	157.9	159.3	160.0
1947	202.4	203.8	183.9	184.2	184.0	193.1	191.6	183.7	186.8	186.9
1948	227.9	231.2	207.7	210.0	208.1	218.9	216.6	208.3	214.7	211.1
1949	221.4	220.7	212.8	215.7	213.6	213.0	207.1	214.0	219.8	216.1
Feb. 1950	222.7	221.3	215.6	219.0	217.4	215.3	209.2	217.8	221.4	217.9
Mar. 1950	222.8	221.2	215.8	219.1	217.6	216.7	211.0	218.1	221.6	218.3
April 1950	223.1	221.6	215.9	219.1	217.7	216.7	211.0	218.1	221.6	218.3
April 1950	102.5	107.1	81.9	82.9	82.9	105.2	112.5	85.8	81.8	87.4

The index numbers shown are for combined material and labor costs. The indexes for each separate type of construction relate to the United States average for 1926-29 for that particular type — considered 100.

Cost comparisons, as percentage differences for any particular type of construction, are possible between localities, or periods of time within the same city, by dividing the difference between the two index numbers by one of them; i.e.:

index for city A = 110  
index for city B = 95

(both indexes must be for the same type of construction).

Then: costs in A are approximately 16 per cent higher than in B.

$$\frac{110-95}{95} = 0.158$$


Conversely: costs in B are approximately 14 per cent lower than in A.

$$\frac{110-95}{110} = 0.136$$

Cost comparisons cannot be made between different types of construction because the index numbers for each type relate to a different U. S. average for 1926-29.

Material prices and wage rates used in the current indexes make no allowance for payments in excess of published list prices, thus indexes reflect minimum costs and not necessarily actual costs.


These index numbers will appear whenever changes are significant.



This House has **3** Heating Zones

- ① For the Recreation Area
- ② For the Sleeping Rooms Area
- ③ For the Living Rooms Area

RESIDENCE OF MR. & MRS. J. RAYMOND YOUNG, ST. PAUL, MINN.



**ELECTRONIC GLOCK THERMOSTAT**

Automatically lowered night temperatures may be provided for each zone, for additional convenience and fuel economy.

**CUSTOM BUILT FOR** *Comfort*  
**WITH 3 THERMOSTATS**

THE heating and cooling systems for larger homes can be "custom built" to give maximum comfort, just as you would design the lighting system. And Mr. Young certainly didn't skimp on his heating and cooling plants. His home is air-conditioned throughout, with summer cooling. And he divided his heating system into three main zones as indicated.

When the sun comes through the picture window of his living room, the thermostat cuts down the amount of heat, then increases it as evening comes on. He can maintain lower temperatures in his bedrooms for greater sleeping comfort and fuel economy. When his recreation room is not in use, he can lower the

temperature without affecting the rest of the house.

In the same way you can custom-build your client's heating systems to fit any set of conditions—to maintain the same comfort temperature throughout the house or to provide selected temperatures for different areas according to usage.

Honeywell's national advertising in House Beautiful, House & Garden, Newsweek and Time is urging home builders to consult you about the proper controls and control areas. If you would like additional information, contact the Honeywell office in or nearest your city, or mail the coupon for free booklet on "zone control," A.I.A. File No. 30E.

MINNEAPOLIS  
**Honeywell**  
 FIRST IN CONTROLS

Minneapolis-Honeywell Regulator Co., Minneapolis 8, Minn., In Canada; Toronto 17

-----MAIL COUPON TODAY-----

**MINNEAPOLIS-HONEYWELL REGULATOR COMPANY**  
 2600 Fourth Avenue South • Minneapolis 8, Minnesota


Please send free copy of booklet "10 Ways to Heat Your New Home."

Name \_\_\_\_\_

Address \_\_\_\_\_

City \_\_\_\_\_ Zone \_\_\_\_\_ State \_\_\_\_\_

# REQUIRED READING



The formal and the spatial are supplemented by the dynamic in Moholy-Nagy's third phase: "Large Aluminum Picture," 1926

## MOHOLY-NAGY — TOTALITY

*Moholy-Nagy. Experiment in Totality. By Sibyl Moholy-Nagy. With an introduction by Walter Gropius. Harper & Brothers (49 East 33rd St., New York 16, N. Y.) 1950. 6½ by 9½ in. ix + 253 pp. illus. \$6.50.*

The drive and force of the late Hungarian Constructivist Moholy-Nagy, the influence of his creative intelligence upon contemporary design, his way of life — have been crystallized in this sensitive biography by Sibyl Moholy-Nagy, wife and co-worker.

The name "Moholy-Nagy" has won recognition and respect in almost every field of creative expression. Some of us are more aware of his genius in his capacity as a painter than as an industrial designer — or photographer — or typographer — or sculptor — or stage designer — or architect. Sibyl Moholy-Nagy presents him in the total complex combination, but emphasizes his role as a teacher. His teaching work, threatened by Fascism, was transferred from Berlin's Bauhaus to Chicago's short-lived "New Bauhaus," and then, constantly intensifying, led to the founding and success of the School of Design. She frankly and touchingly retraces the bumpy road of an assiduous teacher, unrelenting worker.

To point up the personal suffering and the professional difficulties of pioneering work, Mrs. Moholy-Nagy includes excerpts from letters and recounts of his conversations and opinions. This documentary information shows his fight against the choking effect of Beaux Arts dogma, and reveals his transcendence of

the inadequacies of Cubism, Expressionism, Purism, etc. These examples make it clear that intellectual concepts of structure and form guided but did not limit his abilities to integrate and create. Rather, he grasped structure and form in terms of intrinsic values, and as entities to be understood in *form relationships*. He gave a healthy shot-in-the-arm to modern esthetics, for he created in terms of the *relationships* of values — with each other, and with the universal verities of space, light, and motion. He was an objective creator in the non-objective realm.

Just as he was devoted not to one medium alone, but used them all, so he was influenced not by esthetic theory alone. His wife seems to feel that it was his curiosity about all things physical and his acute awareness in many fields of study and research that enabled him to experiment and to correlate.

Mrs. Moholy-Nagy has recorded with competence and verve the story of a significant thinker.

## FOR INSTRUCTION

*Architectural Drawing. Perspective, Light and Shadow, Rendering. By Sherley W. Morgan. Illustrations executed by William Feay Shellman, jr. McGraw-Hill Book Co., Inc. (330 West 42 St., New York, N. Y.) 1950. 9¾ by 12¼ in. 227 pp. illus. \$7.50.*

Architect Morgan's work concerns perspective and instruction in its relation to architectural drawing. Developed here are the theory of linear perspective and the determination of light, shade and shadow on objects to be depicted in elevation and plan.

Mr. Morgan proceeds from the particular to the whole. The "phenomena of perspective," rather than being treated by a single method with specialized applications for each varying problem, are broken down to several principles of universal application.

Fundamental problems are given, their solutions carried out, step by step. Problems and questions for the student accompany each chapter.

Following basic principles, methods, and instruction, are chapters on aerial perspective, the rendering of orthographic drawings, special problems in shadows, symbols and definitions, and a selected bibliography and index.

Although the volume has been organized ostensibly for classroom use, it is presented in such an efficient manner as to permit quick and cogent reference for one concerned with architectural drawing problems. But, it has been cautioned, it is not a book to be jumped into at random. For its design is based on a consecutive procedure.

One half the book consists of architectural drawings; one half, of text. The drawings and text are so integrated that an absolute minimum of page turning is necessary.

The instruction content is clear and straightforward; the organization of the book as a whole, functional. Without a doubt, both prospective and practicing architects will consider Mr. Morgan's book a requisite for the reference shelf.

## SUR LE PONT . . . .

*The Architecture of Bridges. By Elizabeth Mock. The Museum of Modern Art (11 West 53rd St., New York, N. Y.) 1950. 8½ by 11½ in. 127 pp. illus. \$5.00.*

"... a beautiful bridge has a life quite beyond its purely practical functions." This is the crux of Mrs. Mock's picture book, a history of bridges presented not only in terms of the four materials: stone, wood, metal, and reinforced concrete, but also in terms of response to these materials, through the lively and imaginative concepts of capable engineers and architects.


And so the art of bridge structure, including the three types of bridge construction, is traced in excellent photographs and by explanatory text, from the earliest bridges extant (or at least, within camera range before war destruction). Roman, English, Chinese, German, French, Swiss, Swedish, and American spans are cited, criticized. Such "at-first-glance" pleasing structures as the George Washington and Bronx Whitestone do not escape author Mock's candid scrutiny.

That studied mass in bridgework is *not* requisite in this day of reinforced concrete and steel, tersely is indicated by the author. Maillart's achievements in Switzerland, Sweden's clean spans, the vigorous and often light French designs are sufficient proof. Even so, the hesitancy to exploit our modern materi-

(Continued on page 30)

# Rolling Steel

# DOORS



**MAHON STANDARD  
POWER OPERATOR 920-P**

## *Manually, Mechanically, or Power Operated*


For positive protection in exterior openings, rolling steel doors are the natural choice. Their space saving vertical action offers more desirable features than any other type of door . . . open or closed, they occupy no usable space inside or outside the opening. Their permanent, all-metal construction provides a lifetime of continuous trouble-free service with maximum protection against intrusion and fire. Reliable mechanical operators, or power operators with control arrangement to meet any requirement, insures quick, time saving door operation. When you select Mahon Rolling Steel Doors, you are assured finest materials, finest workmanship, and the latest developments in doors of this type. See Sweet's Files for complete information or write for Catalog No. G-50.

## **THE R. C. MAHON COMPANY**

*Representatives in all Principal Cities*

Detroit 11, Michigan • Western Sales Division, Chicago 4, Illinois


Manufacturers of Rolling Steel Doors, Grilles, and Automatic Closing Underwriters' Labeled Rolling Steel Doors and Fire Shutters; Insulated Metal Walls, Steel Deck for Roofs, Partitions, Acoustical Ceilings, and Permanent Concrete Floor Forms.



**ROLLING STEEL DOORS, SHUTTERS AND GRILLES TO MEET EVERY REQUIREMENT**

Seven of the Sixty-two Mahon Rolling Steel Doors installed in Exterior Openings at Briggs Stadium, Detroit, Michigan, Home of the Detroit Tigers.

# MAHON



*Knight-Ware Ventilating Pipe and Fittings in the Hall of Chemistry at West Virginia University.*

## KNIGHT-WARE Pipe and Fittings Offer Permanent Protection

**K**NIGHT-WARE, a tough, close grained ceramic, is not dependent on a surface glaze or coating for protection,—it is corrosion proof throughout its entire body. Because of its complete resistance to corrosion\* it is widely used in permanent installations where positive, lasting protection is essential.

Many leading institutional and industrial laboratories, where all types of corrosives must be handled, are equipped throughout with Knight-Ware. Some of these installations have been in constant service for over 40 years without signs of corrosion.

Knight-Ware Standard Pipe and Fittings with flanged or bell and spigot connections are available in bore sizes from 1 to 60 inches. When standard sizes cannot be used special pipe and fittings can be made to specification at comparatively low cost.

Write for a Knight-Ware pipe bulletin, specifying in your letter type of situation and service involved.

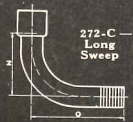
\* Only known exceptions: Hydrofluoric acid, hot caustics.



**MAURICE A. KNIGHT**  
907 Kelly Ave., Akron 9, Ohio



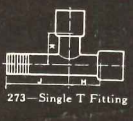
Detail of Knight-Ware Hub



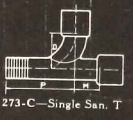
272-C—Long Sweep



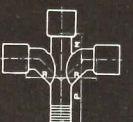
272-D—Twin Elbow



273—Single T Fitting



273-C—Single San. T



273-B—Double T-Y



267—Running Trap with Single Cleanout and One Plug



271-CD Cleanout Plug



Special Drum Trap



273-E—Vent T Fitting



271-B Double Hub Adapter



276—Reducer



277—Increaser

## REQUIRED READING

(Continued from page 28)

als unfortunately is with us still, according to the author. The mistrust of modern material, based on the concept that only in *mass* is there stability and ultimate virtue, has not yet been dispelled.

This, another Museum of Modern Art publication, is as usual, of commendable format. Its photographic content is esthetically satisfying, bold and telling. Mrs. Mock has presented a view of the art of bridge architecture with felicity and integrity.

## MASTER PLANNER RENEWED


*Cities in Evolution.* By Patrick Geddes. Ed. by the Outlook Tower Association, Edinburgh, and the Association for Planning and Regional Reconstruction, London. New, rev. ed. Oxford University Press (114 Fifth Ave., New York 11, N. Y.) 1950. 5 $\frac{1}{8}$  by 8 $\frac{3}{4}$  in. xxxi + 241 pp. illus. \$3.75.

Patrick Geddes wrote about his book in the preface to the first edition, 1915, it ". . . is neither a technical treatise for the town-planner or city councillor, nor a manual of civics for the sociologist or teacher, but is frankly of introductory character." "It is not solely an attempt at the popularisation of the reviving art of town planning, of the renewing science of civics . . . What it seeks to express in various ways the essential harmony of all these interests and aims."

In the main part, the text of the new edition is the same as its predecessor. Outdated material has been omitted; the well-known "Geddes Exhibition," or cities exhibition, inserted. This is divided into six parts: the Valley Section, Origins of Planning, Mediaeval Cities, Renaissance Cities, Great Capitals, Garden Cities. New appendices correlate Mr. Geddes' social philosophy and familiar diagrams—where, for example, we find his "in-world," "out-world" distinctions.

In such chapters as "Paleotechnic and Neotechnic," "The Spirit of Cities," etc., Geddesian phraseology acquires renewed significance.


Mr. Geddes has interpreted "place" by people and their activities. He has synthesized, in his use of "survey," physical planning with sociology and economics. It is through such well-known tags as "conurbation," then, that he has made convincing his talking points. As he himself stated, the facts are not new. Yet his appeal, even 35 years later, remains valid.



*The Navy Uses*  
**MILLS**  
 METAL WALLS

A typical laboratory

**... more than four miles of them ... in the great new  
 UNITED STATES NAVAL ORDNANCE LABORATORY**  
 Architects: Eggers & Higgins, New York      Builders: Charles H. Tompkins Co., Washington



A typical corridor

The U. S. Naval Ordnance Laboratory at White Oak, Maryland is one of the most modern and best equipped research and development establishments in the world. Comprising nearly 100 buildings on a 938 acre tract, it employs 2,300 people working in nearly every field of physical science and engineering.

Meeting the Navy's most exacting specifications, Mills standard and custom built partitions and wall linings and specially fabricated panels transform building interiors into offices, general laboratories, engineering and mechanical testing laboratories and many other enclosures. As White Oak's space needs change, these Mills partitions will be rearranged to fit the new requirements—quickly, easily, economically.

**T**HIS IS one of the world's largest installations of movable steel partitions.

But *quality* rather than size is its most significant feature . . . quality that is characteristic of Mills Metal Partitions. These movable walls incorporate exclusive features . . . such as all welded construction of individual partition units and sound-deadening treatment of their surfaces . . . features that make Mills the demonstrably superior system for flexible division of floor space.

Insulated and sound proofed to provide ideal working conditions, Mills Metal Partitions are permanent in appearance and function. Yet they can be quickly dismantled and rearranged to meet changes in space requirements. In many instances the change can be accomplished over night or during a weekend.

Simple and refined in architectural design they are available in a wide variety of styles, durable finishes and attractive colors to meet specific requirements for buildings of every type.

*Mills Metal Walls can solve your space division problems. See the new 48 page Mills Catalog in Sweet's Architectural File for 1950 or write for your own easy-to-handle individual copy. Just ask for Mills Catalog No. 50.*

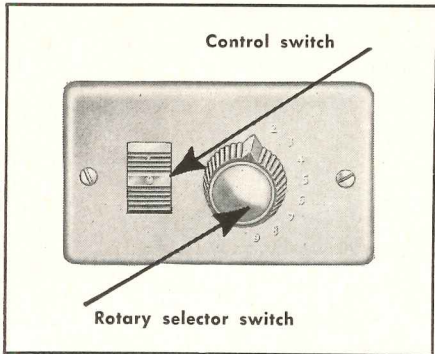


**THE MILLS COMPANY**  
 961 WAYSIDE ROAD • CLEVELAND 10, OHIO



# WIRING NEWS

A PERIODICAL DIGEST OF WIRING IDEAS FROM THE GENERAL ELECTRIC CONSTRUCTION MATERIALS DEPARTMENT



## Master Selector Switch Increases Versatility Of Remote Control!

Here's the newest addition to General Electric's increasingly-popular remote-control wiring system—an addition that makes practical a wide variety of new applications. Replacing separate ON and OFF controls for each circuit, this compact master selector switch provides instant, positive control of up to 9 different circuits—and, very simply, too!

### To Control Individual Circuits

Turn rotary selector switch to the desired circuit and then press the control switch for ON or OFF.

### To Control All Circuits

Merely press the control switch ON or OFF while rotating the selector switch through all nine positions.

Plan to use it as a selling tool... for unobtrusive bedside control of home lighting circuits... for sure, certain emergency light control in warehouses, banks, office buildings... for varying the lighting of display areas... or wherever else one-point, multi-circuit control is needed.

The G-E master selector fits all standard mountings for flush devices. See it at your local General Electric distributor's or check box (A) below.

## Free Guide Speeds Box Selection

To make your next job an easy, certain one, General Electric offers free a new switch and outlet box chart. With this handy specification aid, you'll know at a glance the proper outlet, switch, or utility box for any wiring job.



Printed in color and carefully illustrated this new *Box Buyer's Guide* gives the dimensions of all standard boxes. It shows the number of conductors—by wire size—permitted by the National Electrical Code for the various box sizes and types.

Get your copy today—order some for your contractors, too—just check box (B) in the coupon.

## PVX For Better Profit!

That's right, General Electric PVX® nonmetallic-sheathed cable answers the problems of decreasing the time and costs of wiring—without sacrificing either quality or permanence.

When "roughing in" commercial or residential jobs, the light weight and small diameter of PVX pays off in faster handling. You'll like the easy way it strips clean for ready connection.

In "finish wiring", the small-diameter conductors leave more working room in boxes. In addition, the bright colors of PVX insulation assure quick, certain circuit identification. Use it on your next job. Check box (C) if you would like additional information.

## Can You Afford To Save On Switches?

Why gamble? Replacements and service calls often cost many times the small savings made on lower-grade switches. So, when your plans call for switches, insist on G-E specification-grade switches.

## The All-purpose Raceway—G-E Flexible Steel Conduit


Here's an all-purpose raceway that has all the advantages of a cable method of wiring. Yet, in installed cost, it compares favorably with other raceway systems. Available in long, continuous lengths, in many standard sizes, it has the ability to stand up under the most severe operating conditions.

G-E flexible steel conduit is made of galvanized strip steel, which, if properly installed, provides an unbroken low-resistance path to ground. It requires no tools for bending or threading, and only a few simple fittings are necessary in its installation.

General Electric flexible steel conduit saves time and money—its smooth interior surface makes wire pulling easy. For information on "flex" check (D) in the coupon.

## Tough Cords For Rough Jobs!

Whether it's for a powerful portable saw... heavy-duty floor sander... or light hand drill—you'll do well to get a hard-working General Electric flexible cord to keep it operating with uninterrupted power.



All General Electric cords are built to absorb the rough handling and abuse customary at construction sites. There are cords for every purpose—cords that can take repeated hard knocks and flexing... cords that resist water, oils, alkalis, grease, and sunlight... cords that can also withstand abrasion and kinking.

G-E flexible cords are made in a variety of types and sizes for medium- and heavy-duty use. Look into their advantages before you make any cord replacements. For further information, check box (E) in the coupon below.

### Section K7-75

Construction Materials Department, General Electric Company, Bridgeport 2, Connecticut

Please send me free information on:

- A  Remote Control Master Switch
- B  Box Buyer's Guide ( ) copies
- C  PVX Cable
- D  Flexible Conduit
- E  Flexible Cords

Name \_\_\_\_\_ Title \_\_\_\_\_

Company \_\_\_\_\_

Address \_\_\_\_\_

City \_\_\_\_\_ Zone \_\_\_\_\_ State \_\_\_\_\_

# GENERAL ELECTRIC






... those heavenly carpets by **LEES**

Do you feel "carpet conscious" wherever you go? Do you admire and want for your *own* all the lovely carpet fashions you see?

Visit your Lees dealer now.

Look at the new Lees patterns, colors and textures. See Lees New Sculptex, a breath-taking carved Wilton wonder woven from yarns made of 100% imported wool in a choice of 7 heavenly shades. Its embossed design, shown here in Frost Rose, has a fairy-tale "depth"—a radiant richness that overwhelms you. And the price? Just as attractive as the pattern!



JAMES LEES AND SONS COMPANY, BRIDGEPORT, PA., MAKERS OF LEES CARPETS AND RUGS, COLUMBIA AND MINERVA HAND-KNITTING YARNS

# WORTHINGTON

## AIR CONDITIONING REPORT

WORTHINGTON PUMP AND MACHINERY CORPORATION  
HARRISON, NEW JERSEY

Specialists in air conditioning  
and refrigeration  
for more than 50 years

### We're Part of the HOSPITALITY at the Westward Ho

If ever the name of a hotel suggested an invigorating atmosphere, it's the spectacular Westward Ho in Phoenix.

Internationally famous as a resort hotel, the Westward Ho gives its guests the year-round comfort of air conditioning, furnished by Worthington equipment.


Five years ago, when the hotel wished to expand its air conditioning,

a Worthington centrifugal compressor was installed, with the original unit put aside for stand-by service.


Last year, an annex to the hotel was built, and Worthington equipment was again selected: two Freon reciprocating compressors and one condenser.

Distributor: Frank Harmonson Co., Phoenix.


*Westward Ho is Phoenix' largest hotel. It is completely air conditioned.*



*La Mina Room, one of the several dining rooms in the Westward Ho.*




*Cool, comfortable air adds to the charm of this typical suite in the Westward Ho annex.*



*Two Worthington Freon-12 6HF4 Compressors installed in the new annex.*

### Worthington Makes a Hit in Sangamo's Auditorium



*Auditorium in plant of Sangamo Electric Co., a leading manufacturer of electric measuring and control equipment, Springfield, Illinois.*

The modern auditorium built by Sangamo Electric Corporation to be used as a meeting place for employee training courses, sales conferences, and employee organizations, provides the year-round comfort of Worthington air conditioning.

The equipment, installed by Henson Robinson Co. of Springfield, Ill., includes a 3HF6 Freon-12 compressor, an AVY air conditioning unit, and an ECZ evaporative condenser. The system is rated at 15 tons and handles 4500 cfm. 95% of the condenser water is saved for re-use.

Here's how the system operates. A single off-on wall switch controls the entire system, with inter-locks for proper sequence of operation. A room-type cooling thermostat actuates a solenoid valve in the Freon liquid line. A heating thermostat actuates a modulating-type steam valve and modulating-type motor connected to air conditioning face and by-pass damper.

A manual modulating-type control and motor secure the desired mixture of fresh and recirculated air entering the unit (maximum 3000 cfm). Automatic change-over from heating to cooling cycle, or vice versa, is provided.

In order to prevent freezing of water in the evaporative condenser, located in the equipment room, a duct arrangement with temperature controller and damper motor was installed. This insures trouble-free operation when outside temperature falls below 35 F, since the evaporative condenser supply air is taken from the equipment room.

### Now They Trade in Comfort on the New Orleans Exchange

*New Orleans Cotton Exchange—completely air-conditioned by Worthington.*

*Consulting Engineers—Leo S. Weil and Walter B. Moses.*

*Contractor—Mayer Godchaux*



During its nearly 80 years, The New Orleans Cotton Exchange has undoubtedly observed many scenes of feverish trading, but since 1948 the air, at least, has maintained a moderate temperature.

Worthington centrifugal refrigeration makes the difference. The Worthington system has a capacity to cool 420 gpm of water from 55.6 F to 46 F when supplied with 545 gpm of condensed water at a maximum of 87 F. Capacity rating for the entire system is 160 tons.

## WORTHINGTON



AIR CONDITIONING AND REFRIGERATION

A complete line . . . in which all the vital components are made, not just assembled by Worthington. For more worth with Worthington, see your nearby Worthington distributor (consult Classified Telephone Directory).

The Windows in This Hospital Will Soon  
**PAY FOR THEMSELVES!**




Baptist Hospital, Beaumont, Texas. Architect: Wyatt C. Hedrich, Dallas, Texas. Contractor: R. P. Farnsworth Co., Inc., Houston.

Yes, the ADLAKE Aluminum Windows in the Baptist Hospital, Beaumont, Texas, *will pay for themselves*—by eliminating all maintenance except routine washing. What's more, these windows will last as long as the hospital itself!

Only ADLAKE Windows have the combination of weather stripping and patented serrated guides that assures minimum air infiltration and absolute finger-tip control. And ADLAKE Windows never warp, rot, rattle, stick or swell. They retain their smart good looks and easy operation for the life of the building.

For full information on how ADLAKE Aluminum Windows can give you worry-free, no-maintenance service, drop a post card to The Adams & Westlake Company, 1102 N. Michigan, Elkhart, Indiana. No obligation, of course.



THE  
**Adams & Westlake**  
**COMPANY**

Established 1857 • ELKHART, IND. • New York • Chicago



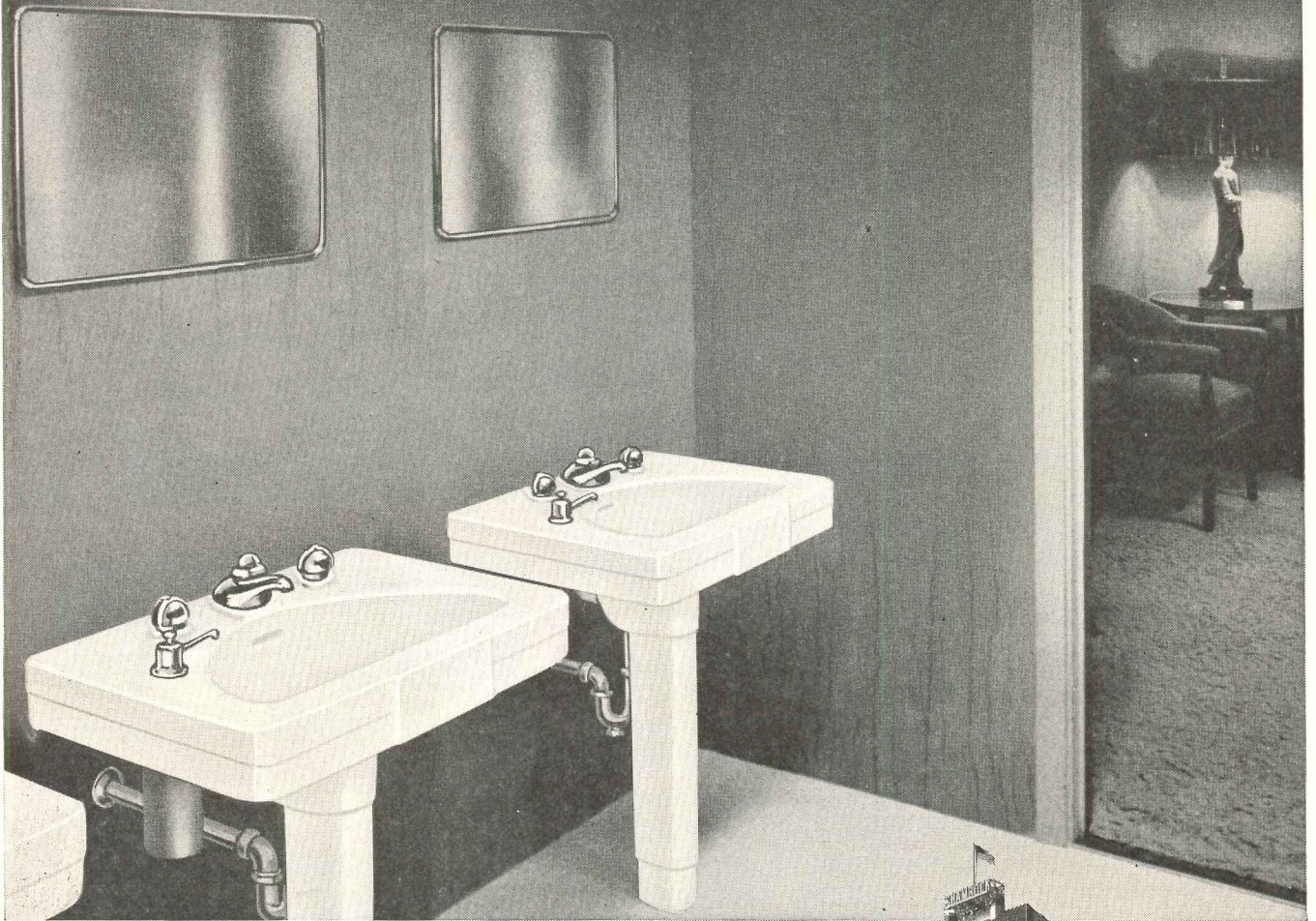
A.M.A. Quality Specifications—Materials, Construction, Strength of sections and Air infiltration requirements—confirmed by Pittsburgh Technical Laboratories MEMBER—ALUMINUM WINDOW MANUFACTURERS ASSOCIATION

**ADLAKE ALUMINUM WINDOWS  
 HAVE THESE "PLUS" FEATURES**

- Minimum Air Infiltration
- No Warp, Rot, Rattle, Stick
- Ease of Installation
- Finger-tip Control
- No Painting or Maintenance

# CRANE

*the preferred plumbing*



*Crane Diana Lavatories, women's rest room, Shamrock Hotel.*

## **New Shamrock Hotel uses CRANE plumbing throughout**


WYATT C. HEDRICK, INC., Houston  
ARCHITECT

TELLEPSEN CONSTRUCTION CO., Houston  
GENERAL CONTRACTOR

DALLAS AIR CONDITIONING CO., Dallas

C. WALLACE PLUMBING CO., Houston

CHAS. G. HEYNE & CO., Houston  
MECHANICAL CONTRACTORS




# CRANE

CRANE CO., GENERAL OFFICES:  
836 S. MICHIGAN AVE., CHICAGO 5

PLUMBING AND HEATING  
VALVES • FITTINGS • PIPE

# Blueprint or basketball backstop



...which comes first?

## Medart "Tailored-to-the-Job" basketball backstops

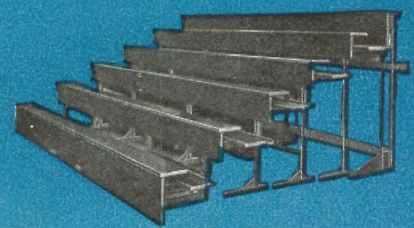
Yes! Tailored-to-the-job because Medart starts... with a blueprint. The structural conditions of your gymnasium will determine the most-economical-best-results-in-the-long-run, type of backstop assembly you will need. Strength, rigidity and elimination of backboard vibration are not the properties of backstops seen in a catalog... unless it is the RIGHT ONE FOR YOUR GYM! We at Medart feel that it is our job, through consultation and structural analysis... in short "blue-printing," to see that you get the right one!

Once that is determined you may select from the Medart complete line of backboards the kind best suited to your needs... and your budget. For instance, the popular new HERCULITE TRANSPARENT BACKBOARD (rectangular only)! Of extra-strong tempered glass, with an extruded non-rust, non-corrosive heavy and rigid metal frame, plus other safety factors, it has been scientifically designed to withstand the long vigorous test of actual play. Approved by the National Basketball Association! Other regulation backboards, fan-shaped or rectangular, available in wood and steel. Write for descriptive literature today. Feel free to consult our engineering department... it costs no more and results are sure with... Medart!


FM80-2

Write for descriptive literature ::: send your plans for suggestions:

SWEET'S FILE (ARCHITECTURAL) NO. 23g-3a and 23c-8a



Medart Telescopic Gym Seats in both Wall Attached and Movable types. High Row (up to 20 rows) and Recessed types. Write for descriptive literature. Send your plans for suggestions.



The very latest design in Basketball and Football Scoreboards for spectator visibility. Over 4000 in use! Write for descriptive literature.

**FRED MEDART PRODUCTS, INC.**

3540 DE KALB ST.

ST. LOUIS 18, MO.

Leadership for over 75 years in School Equipment

# Dirt can't collect BETWEEN Floor and Baseboard

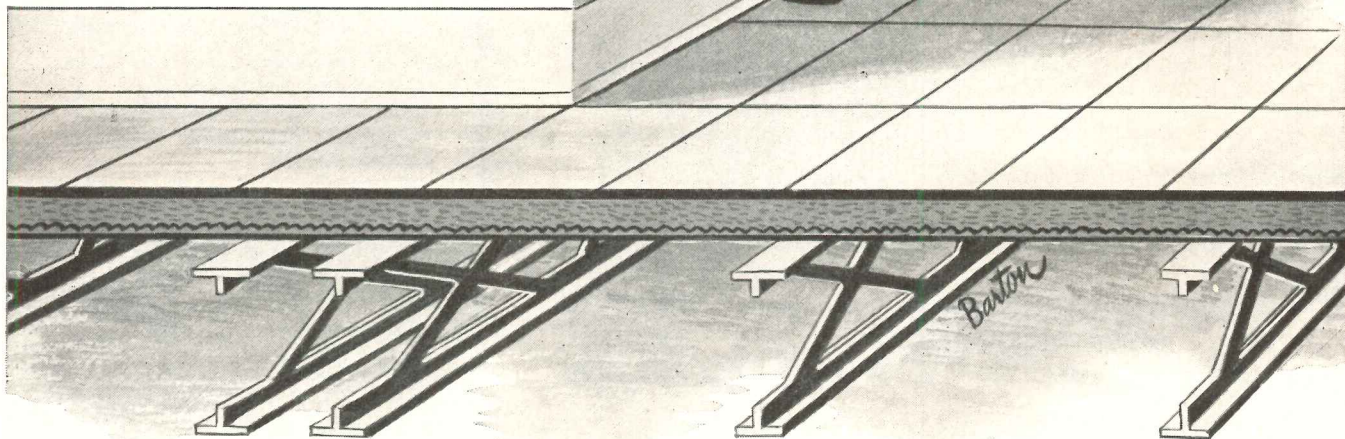
## When You Build with Steel Joists

Dirt-catching cracks between floor and baseboard, caused by shrinking floors, and providing an excellent breeding place for vermin, once were taken for granted. But today there's no justification at all for this construction defect. With open-web steel joists used in floor construction, floors can't possibly shrink.

Bethlehem Open-Web Steel Joists prevent floors from shrinking in homes and light-occupancy buildings because they combine with concrete floor slab and plaster ceiling to form a rigid floor structure which stays permanently true to size.

Because they are non-combustible, Bethlehem Open-Web Joists also do much to make buildings fire-safe. They minimize vibration, and reduce construction time, as pipes and wiring can be run through the open webs. Bethlehem Joists can also be used in roof construction.

Our Folder 522A shows detail drawings, design tables, and condensed specifications for steel-joist construction. If you would like to receive a copy, get in touch with the nearest Bethlehem sales office, or write to us at Bethlehem, Pa.



BETHLEHEM STEEL COMPANY, BETHLEHEM, PA.

On the Pacific Coast Bethlehem products are sold by Bethlehem Pacific Coast Steel Corporation. Export Distributor: Bethlehem Steel Export Corporation

## BETHLEHEM OPEN-WEB JOISTS



**Tri-Flex**

**Aerovane**

**in 100 Park Avenue**

... one of New York City's newest and most impressive skyscrapers, an outstanding example of modern trends in structural design, efficiency, comfort. Completely air conditioned, the 36-story tower is equipped throughout with T&B Standards ... Tri-Flex and Aerovane Grilles and Registers ... specified by men who know the important relation between the satisfactory performance of an air conditioning system and the distribution equipment they select. With T&B Standards installed, they can be sure of maximum, flexible control of air delivery to meet every requirement ... another trouble-free job!

**Tri-Flex FOR SUPPLY**

**Aerovane FOR RETURN**

**KAHN & JACOBS**  
*Architects*

**GEORGE A. FULLER COMPANY**  
*General Contractor*

**JAROS, BAUM & BOLLES**  
*Engineers*

**KERBY SAUNDERS, INC.**  
*Mechanical Contractor*

For quick selection... economy... prompt delivery... specify and install Tri-Flex and Aerovane Grilles and Registers. For complete details and engineering data, write for Catalog 485.

**TUTTLE & BAILEY inc**




NEW BRITAIN, CONNECTICUT

# “Why do I specify Carrara Glass?”

● “Like a lot of American architects, I choose Carrara Structural Glass because of its permanence, beauty and appealing modernism. I know that Carrara is the ideal structural material to perpetuate my designs.”

But there are other reasons, too. Carrara Glass has a flat, reflective surface. It is easy to handle, can be decorated by sand-blasting, fluting, shading or painting for ornamental purposes. And it offers innumerable color combinations, many opportunities for original effects. Moreover, Carrara's joints are true and even. There is no lippage or warpage. It has a homogeneous structure. It is impervious to the rigors of weather; is unaffected by moisture, chemicals, grease, pencil marks; will not absorb odors; does not check, craze, fade or stain.

May we suggest—when “only the best is good enough” — that you specify *quality Carrara Structural Glass?*



Architects: Shaw, Naess & Murphy,  
Chicago

Carrara *the quality structural glass*



PAINTS • GLASS • CHEMICALS • BRUSHES • PLASTICS

PITTSBURGH PLATE GLASS COMPANY




# IMPORTANT CONSIDERATIONS



for the Architect  
about to recommend  
HOSPITAL SIGNAL SYSTEMS

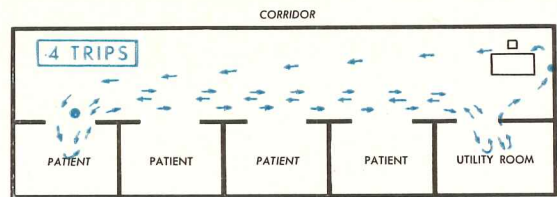
A dual visual-audio system of signalling and communications is essential to the efficient operation of any hospital or clinic. Shown at right are examples of the advantages of time-saving, personal efficiency and service to the patient gained through the use of the STANDARD dual system in which the door-light signal is supplemented by phone communication. This system eliminates all unnecessary trips, saves 50% of all trips!

STANDARD Patients' Phone desk keyboards are supplied for 10, 20, 30 and 40 Patients' Phone Stations. Light signals are supplemented by a buzzer which alerts the nurse if she has stepped away from her desk. A hand set earphone for use in place of the speaker is optional equipment. Microphone-speakers in the patients' rooms are so sensitive that whispers and even breathing are audible, and the nurse may easily check on critical patients from her desk. A "privacy switch" can be provided for the patient's use in his room when he is alone with visitors.

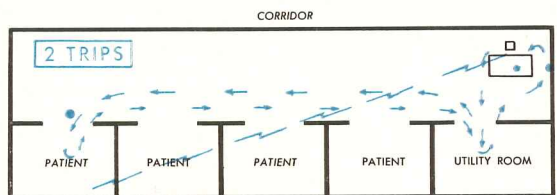


Through the Patients' Phone System the nurse may talk with any patient, and an all-call switch on her keyboard makes it possible for general announcements to be made to all patients serviced by the keyboard. The patient signals the nurse through the usual bedside cord and button, and can make his wants known without moving or raising his voice. With the installation of speakers in corridors, doctors may be paged from the nurses' station.

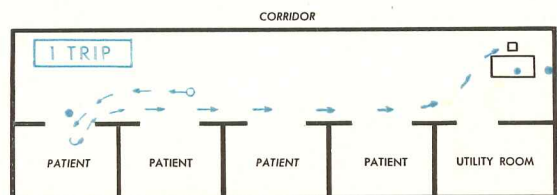
The STANDARD Nurses' Calling and Patients' Phone Systems used *in conjunction* save the nurse fully half her steps, allow her to provide better service for more patients and generally simplify her routine. The systems thus soon pay for themselves.



When only the visual Nurses' Calling System is used The nurse, alerted by the door-light or the annunciator, must leave her desk to learn the patient's need, retrace to the Utility Room for, say, a bedpan — return to serve it to the patient and return it to the Utility Room.



With both Nurses' Calling and Patients' Phone Systems Under the dual system the keyboard light at the desk flashes, the patient's requirement is heard through the speaker or earphone, and the Utility Room-to-patient-to Utility Room-to desk routine is immensely simplified. 50% of trips are eliminated.



### The Visual System also Saves Steps

The nurse, passing along the hall, notices the door-light and being near the room elects to go at once to the patient. With the audio system only, she would have had to go back to her station to ascertain the patient's needs.

The Architect who specifies STANDARD hospital signal systems is performing a service to his client and to himself. STANDARD systems have been proved in use for many years.

Ask for complete data on STANDARD  
Nurses' Calling System • Staff Registers  
Night Lights • Patients' Phone System  
Doctors' Paging


C-3

STANDARD ELECTRIC TIME COMPANY



25 Branch Offices

81 Logan Street Springfield, Massachusetts



Rose-Covered Cottage  
or Queen of the Skyline

...THERE'S A  
WELDWOOD DOOR  
TO DO THE JOB

When you specify Weldwood Flush Doors, you combine convenience with quality material and real economy.

For here is a line of doors to fill almost any standard opening.

**WELDWOOD FIRE DOORS.** Absolute fire protection combined with the striking beauty of genuine birch face veneer. A large variety of other fine decorative hardwoods is available on special order. This is the *only* wood-faced fire door that carries the Underwriters' Label for Class "B" openings.

**WELDWOOD STANDARD MINERAL CORE FLUSH DOORS.** Guaranteed against swelling and sticking in summer... or shrinking and rattling in winter. Excellent for interior or exterior openings in schools, offices, hospitals, hotels or other institutional buildings. Incombustible mineral core provides increased fire resistance, exceptional dimensional stability, resistance to vermin and decay and insulating qualities superior to double glazing.

**WELDWOOD SOLID LUMBER STAVED CORE FLUSH DOORS.** Core is of thoroughly kiln-dried hardwood staves, laminated under pressure with waterproof glue



This recently completed office building in New York City contains 600 Weldwood Fire Doors. Uris Brothers Construction Co. built it. Designing architects were Emery Roth & Son. One of many major installations using Weldwood Fire Doors.

and high frequency heat. Top and bottom members are of glued up stock. This door has a high degree of dimensional stability, unusual versatility. Hardware, lights and louvers can be custom-positioned. Available in a wide variety of handsome hardwood faces.

**MENDEL HARDWOOD HOLLOW CORE FLUSH DOOR.** Grid-core construction...dovetailed, wedge-locked joints on rails and stiles...and a wide variety of hardwood facings combine to make a door with a well-earned reputation for durability, beauty and economy. Meet low-budget requirements with this high-quality door.

\* \* \*

Complete information and specification data on the entire Weldwood line of Doors is listed in Sweet's, or may be had quickly by writing our nearest office.



**WELDWOOD FLUSH DOORS**

Manufactured and distributed by


**UNITED STATES PLYWOOD CORPORATION**

New York 18, N. Y.

Branches in Principal Cities • Warehouses in Chief Trading Areas • Dealers Everywhere



**GOOD BRICKWORK = GOOD DESIGN + GOOD WORKMANSHIP + GOOD MATERIALS**

# **FULL HEAD JOINTS, WITH BRIXMENT, HELP PREVENT LEAKY WALLS**



## **GOOD WORKMANSHIP**

*Plenty of mortar should be thrown on the end of the brick to be placed. The brick should then be pushed into place, so that mortar oozes out of the head joint.*



## **POOR WORKMANSHIP**

*When dabs of mortar are spotted on the corners of the brick, the mortar does not completely fill the head joint, and voids are still left.*

### **WE SUGGEST THAT—**

All head joints in both face brick and back-up work should be completely filled with mortar. If head joints are not completely filled, water may penetrate to the inside of the wall through openings in the joints. Dabs of mortar spotted on the corners of the brick are not nearly enough to fill the joints.

**T**ake a look at the two examples shown at the left, and you'll instantly see why full head joints are an essential part of *good workmanship* in bricklaying.

No mortar material alone, not even Brixment, can make watertight masonry walls, so long as open crevices and pockets are left in the mortar joints.

Brixment mortar makes it far easier for the bricklayer to do good work. It is smooth and plastic—so soft and workable that the bricklayer can use enough mortar to fill the joint, and still “place” the brick easily and accurately to the line.

Brixment mortar has greater plasticity, higher water-retaining capacity and bonding quality, greater resistance to freezing and thawing, and freedom from efflorescence. Because of this combination of advantages, Brixment is the leading masonry cement on the market.

**LOUISVILLE CEMENT COMPANY, Incorporated, LOUISVILLE, KENTUCKY**



*Planned Lighting*  
**puts appliances in a  
 NEW LIGHT**

• Appliances stand out clear and sharp . . . with every feature distinct . . . in this newly relighted showroom of the Providence Gas Company. It's the first step in a new modernization program. And evidence of the unusual lighting results obtainable with Litecontrol's new, luminous ceiling.

Optically engineered, this new ceiling features Holophane No. 9015 CONTROLENS\* to give high intensity . . . practically shadowless . . . illumination. It's a flexible light source that easily fits any structure. Easy to control, too . . . use one-half the slimline lamps or turn them all on for extra lighting punch. Why not write today for more information on this new . . . and better . . . light source by Litecontrol.



\*®HOLOPHANE CO., INC.

**LITECONTROL**  
*Fixtures*

KEEP UPKEEP DOWN

LITECONTROL CORPORATION, 36 Pleasant St., Watertown 72, Mass.  
 DESIGNERS, ENGINEERS AND MANUFACTURERS OF FLUORESCENT LIGHTING  
 EQUIPMENT DISTRIBUTED ONLY THROUGH ACCREDITED WHOLESALERS

**PROVIDENCE GAS COMPANY  
 Providence, R. I.**

Engineered by the WALKER ELECTRIC CO., together with HOWE, PROUT & EKMAN, Architects

Area: Approximately 414 square feet per bay

Wattage: 1100 per bay

Ceiling Height: Approximately 16 feet

Average Intensity:

All lamps on, 76 Footcandles Initially

Alternate lamps on, 44 Footcandles Initially

Brightness Readings:

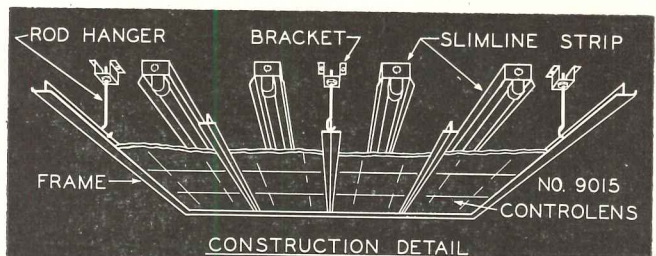
Walls, 0.12 Candle per square inch

Floor, 0.12 Candle per square inch

Fixture — Along lamp axis:

45° - 1.46 Candlepower per square inch

30° - 0.76 Candlepower per square inch



**LITECONTROL Luminous Lens Ceiling . . .**

is the logical answer whenever a practically shadowless, low brightness, flexible, light source is desired. Just hang the angle frames with Holophane No. 9015 lenses from the old ceiling. Use slimline strip fixtures in varying lengths, spacing and wiring arrangements to get intensities desired.

# DON'T WORRY...IT'S



Even *husbands* can't mar the rich good looks of  
Genuine Clay Tile! One quick swish of a damp

cloth and the fired-in colors of floors,

walls and countertops are sparkling-bright . . .

it defies stains, scratches, burns and scars . . . no waxing,

polishing or scrubbing! Best of all, you

don't have to talk "substitutes" . . .

Genuine Clay Tile is available *now!*

*The Tile Council of America, Room 3401: 10 East  
40th Street, New York 16, New York. Room 433:  
727 West Seventh Street, Los Angeles, California.*



## PARTICIPATING COMPANIES:

American Encaustic Tiling Co.  
Architectural Tiling Company, Inc.  
Atlantic Tile Manufacturing Co.  
B. Miffin Hood Co.  
Cambridge Tile Manufacturing Co.  
Carlyle Tile Company  
General Tile Corporation  
Gladding, McBean & Co.  
Mosaic Tile Company  
Murray Tile Company, Inc.  
National Tile & Manufacturing Co.  
Olean Tile Company  
Pacific Clay Products  
Pacific Tile and Porcelain Co.  
Pomona Tile Manufacturing Co.  
Robertson Manufacturing Co.  
Summitville Face Brick Co.  
United States Quarry Tile Co.

**THE MODERN STYLE IS CLAY TILE**



Just off the press-

# "BETTER LIGHT FOR OUR CHILDREN"

*a simply written presentation on daylight control*

Over the past 10 years, Owens-Illinois, in collaboration with the University of Michigan, has made an extensive study of the daylighting of classrooms with light-directing glass block. Many of our findings were reported in a series of lectures to architectural groups.

Because of the widespread interest displayed, we have condensed the lecture material in a 24-page book—

"Better Light For Our Children." It is brief and to the point, yet contains important facts and fundamentals of daylight control for school classrooms.

For copies for yourself, and for distribution among your school clients, just fill in and mail the coupon. Also check coupon for data on our completely new type of glass block—Insulux Number 363. It's light-directing, "azimuth-correcting."

## INSULUX DIVISION

American Structural Products Company  
Dept. G-116, P.O. Box 1035  
Toledo 1, Ohio

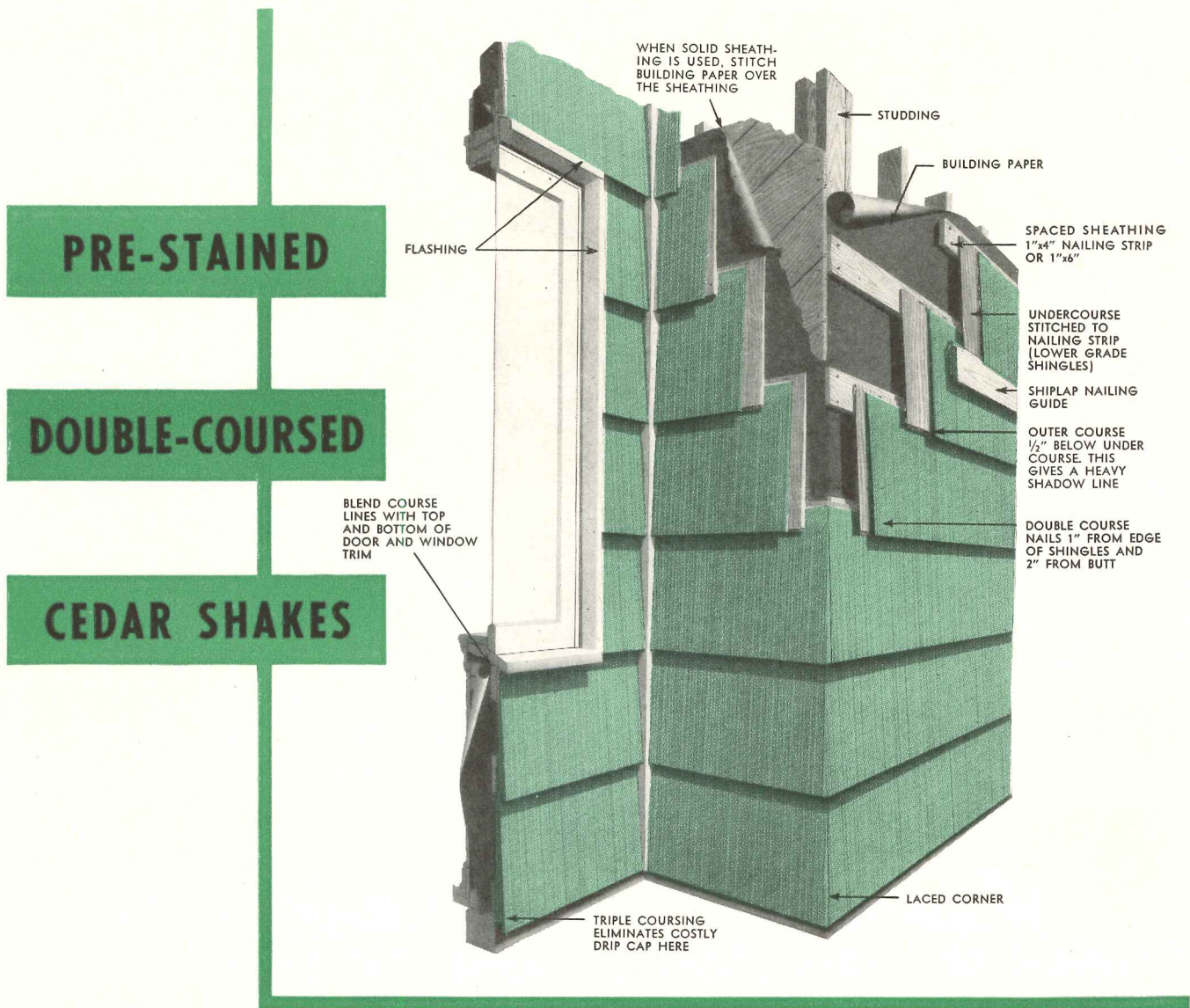
Please send me \_\_\_\_\_ free copies of "Better Light For Our Children."

( ) Also send more information on the new daylight-directing Insulux Glass Block Number 363.

Name \_\_\_\_\_

Address \_\_\_\_\_

City \_\_\_\_\_ County \_\_\_\_\_ State \_\_\_\_\_



## ...help to make small houses a satisfactory practice for the architect

IT HAS BEEN SAID that the operative builder will not take the "risk" of building homes of contemporary style for speculative sale because "the exotic, extreme house does not fit the average mundane owner."

If the home doesn't fit its prospective owner, it is not good architecture. Good small homes adapt materials of proven popularity and reasonable price to a design that is beautiful, economical, and creditable to the community. Some of the architects who have successfully entered the small house field, working in concert with the operative builder, have found that walls of popular, economical pre-

stained cedar shakes combine a ready acceptance among average owners with the design flexibility that is essential to good, sound contemporary houses.

Double-coursed walls of pre-stained shakes provide the appearance, color and texture that are in so much demand by the builder and the home buyer, plus the insulation inherent in vertical grain northwestern red cedar. Adequate information on the use of this popular wall material may help to make the small house project an attractive practice for you.

*For details and file material on pre-stained cedar shakes, address your inquiry to:*



**STAINED SHINGLE & SHAKE ASSOCIATION • 835 CENTRAL BUILDING SEATTLE 4, WASHINGTON**



THE MACOMBER V BAR JOIST WAS APPROVED BY THE STEEL JOIST INSTITUTE ON OCT. 23, 1946

POSITIVE ANCHORING OF TOP LATH PREVENTS DEEP POCKETS OF CONCRETE BETWEEN JOISTS.

NAILING TOP LATH IS FASTER THAN CLIPPING OR WIRING. YOU SAVE LABOR AND MATERIALS ON EVERY SQUARE YARD OF FLOOR YOU BUILD WITH MACOMBER V BAR JOISTS.

NAIL PULL TESTS SHOW THE 2½ TIMES GREATER GRIP ON NAILS THAN A WOOD NAILING STRIP.

PATENTED  
U. S. Patent Nos.  
2,184,113  
2,457,250  
2,457,056

## MACOMBER NAILABLE V BAR JOISTS

When you see that staple or roofing nail in the illustration above driven over the rib, you know why top lath is securely anchored to Macomber Steel Bar Joists.

But when you witness this fast operation on one of YOUR OWN jobs, you will know why the industry calls them "Builder's Units"—saving hours of lath application time and saving dollars in preventing deep pockets of wasted concrete between joists.

There is no other Steel Joist like it in the world! If you had to pay a third more for this nailable joist, you would still prefer it but Macomber V Bar Joists are competitively priced with any Approved Steel Joist.

Write for catalog. See that these advantages are known all along the line to keep within today's close bids.




# MACOMBER • INCORPORATED

## CANTON, OHIO

IN CANADA, SARNIA BRIDGE CO., LIMITED, SARNIA, ONT.  
IN MEXICO D. F.—MACOMBER DE MEXICO S. A. CEDRO 500

V BAR JOISTS • LONGSPANS • BOWSTRING TRUSSES • STEEL DECK





Distinctive...  
but not expensive!

# Bruce Ranch Plank Floor

**IT'S PEGGED AND FINISHED AT THE FACTORY**

■ Three features combine to give this hardwood floor a charming, distinctive appearance: First, the alternate 2¼" and 3¼" oak strips. Second, the interesting walnut pegs. Third, the mellow "Decorator Finish."

The beautiful over-all effect is very similar to that of an expensive random-width plank floor. But the new Ranch Plank Floor is moderate in cost because it's pegged and com-

pletely finished at the factory, and because it's installed like regular strip flooring. It has none of the installation problems or expansion hazards of wide oak planks.

Never has a new hardwood floor gained such immediate acceptance. Try it in one of your homes, and you'll find yourself using it at every opportunity. See our catalog in Sweet's. E. L. BRUCE CO., MEMPHIS 1, TENN.

**MAIL FOR COLOR BOOKLET**



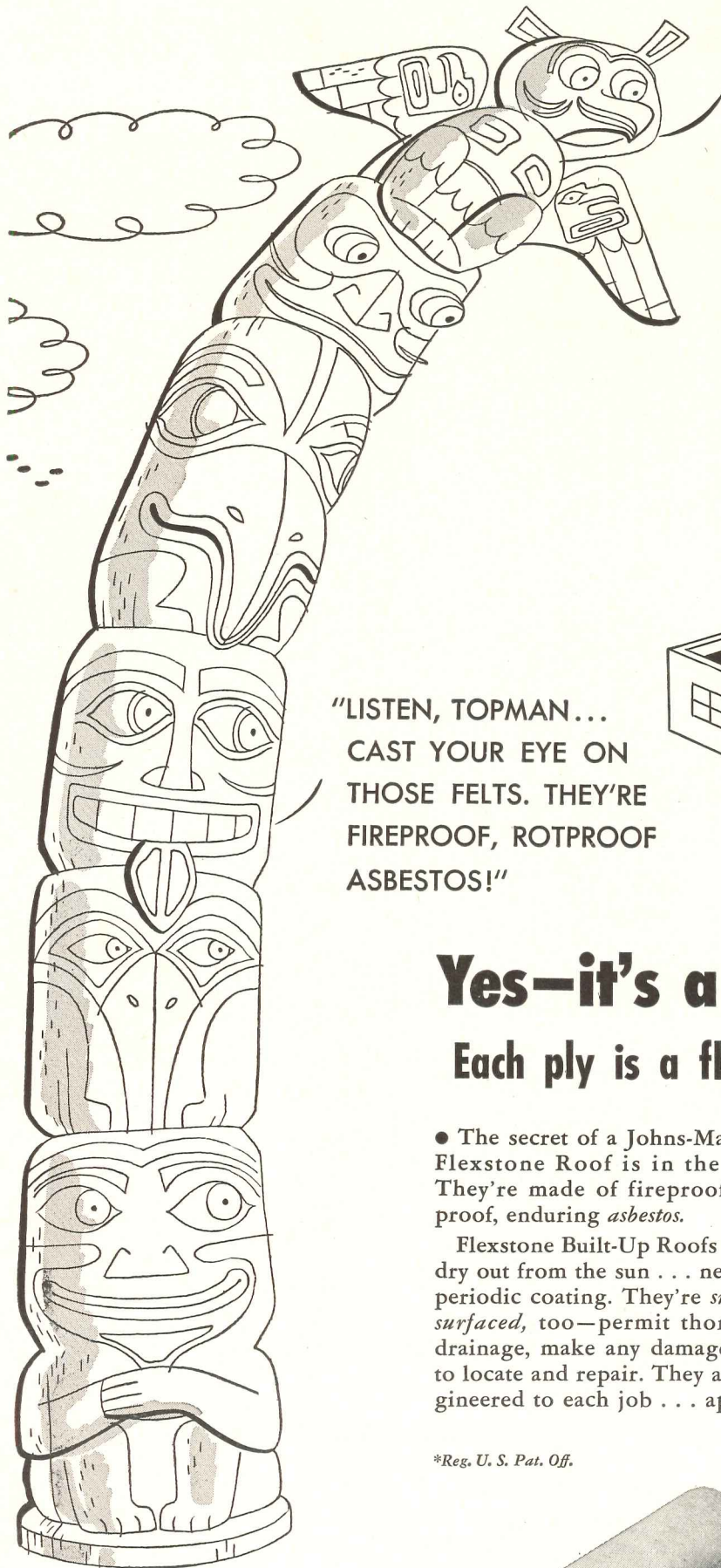
E. L. Bruce Co.  
Memphis, Tenn.

Send us booklet and all data on Bruce Ranch Plank Floor.

Name \_\_\_\_\_

Address \_\_\_\_\_


City \_\_\_\_\_ State \_\_\_\_\_



"LOOK AT THAT! A BUILT-UP ROOF THAT'S SMOOTH-SURFACED. NO SLAG! NO GRAVEL!"

"YEH, YOU SAID IT! AND IT'S GOT ASBESTILE\* FLASHING FOR ADDED PROTECTION."

"LISTEN, TOPMAN... CAST YOUR EYE ON THOSE FELTS. THEY'RE FIREPROOF, ROTPROOF ASBESTOS!"



## Yes—it's a Flexstone\* Roof

### Each ply is a flexible covering of stone!

● The secret of a Johns-Manville Flexstone Roof is in the *felts*. They're made of fireproof, rotproof, enduring *asbestos*.

Flexstone Built-Up Roofs won't dry out from the sun . . . need no periodic coating. They're *smooth-surfaced*, too—permit thorough drainage, make any damage easy to locate and repair. They are engineered to each job . . . applied

only by *J-M Approved Roofers*. J-M Asbestos felts are perforated to make application easier, give a smoother job, conform better to roof decks.

Send for brochure BU-51A. Contains complete specifications for Flexstone Roofs and Asbestile\* Flashing. Johns-Manville, Box 290, New York 16, New York.



\*Reg. U. S. Pat. Off.




# Johns-Manville **FLEXSTONE\*** Built-Up Roofs

CORRUGATED TRANSITE\* • ACOUSTICAL CEILINGS

DECORATIVE FLOORS • \*TRANSITE WALLS • ETC.

# Strong Enough to resist an *Earthquake*




There's one word usually associated with hospitals—"QUIET." But there's another word that's equally important—"SAFETY"—and it covers every phase of hospital activity. So, when the Sequoia Hospital of Redwood, California was designed, extra consideration was given the matter of construction methods. Here's where Ceko Concrete Joist Construction met the need. It provides strong, rigid floor construction. Yes, construction strong enough to resist an earthquake—shockproof yet flexible enough to

absorb great strain—safe again since it's fire resistive. And Ceko Concrete Joist Construction answers the need of "QUIET" in hospitals because it assures a soundproof building. All this is possible at definite savings—less labor, less concrete, less lumber. And since removable steel-forms are used over and over again, from floor to floor, only a nominal rental is charged. As originator of the steel-form method, Ceko is first in the field. So for concrete joist construction, call on Ceko, the leader over all.



Labor of placing and removing steel-forms by skilled Ceko workmen is ordinarily included with the rental charge.



Placement of Ceko reinforcing steel is detailed by our engineers and supervised by trained erection crews.

## **CECO STEEL PRODUCTS CORPORATION**

General Offices: 5601 West 26th Street, Chicago 50, Illinois

Offices, warehouses and fabricating plants in principal cities

**CECO  
STEEL**

Douglas Dacre Stone & Lou B. Mulloy, Architects. Kingsford H. Jones, Associate Architect. Parker, Steffens & Pearce, Contractors.

*In construction products* **CECO ENGINEERING** *makes the big difference*

# YOU CAN BE SURE.. IF IT'S Westinghouse

## HEATING AND VENTILATING EQUIPMENT



Air Conditioning Equipment



Forced Fans



Fly Ash Control



Compressors



Fume Exhaust Systems



Speed Heaters



Air Blenders



Roof Vane Ventilators



Unit Heaters



Precipitron\*



Unitaires



Industrial Heating



Induced Fans



Ventilating Fans



Stokers

## POWER DISTRIBUTION EQUIPMENT



Unit Substations




Power Centers



Bus Duct



Control Centers



Panelboards



Ignitron Unit Substations



Dry Type Transformers



AB-I Circuit Breakers



Mechanical Drive Turbines



Load Centers



Meters and Instruments



Safety Switches



Power Transformers



Capacitors

## LIGHTING EQUIPMENT



Office Lighting Equipment



Vapor-tight and Dust-tight Luminaires



High Bay Luminaires



Industrial Lighting Equipment



Silvered Bowl Diffusers



Lamps

## CONSTRUCTION AND BUILDING EQUIPMENT



Welding Equipment



Floodlighting



Freight Elevators



Motors and Controls



Water Coolers



Passenger Elevators



---

# **ONE SOURCE ONE RESPONSIBILITY** for *Everything* electrical

For commercial construction projects, your entire electrical needs can be supplied by Westinghouse. This fact will benefit you, no matter what part you play in the project.

**Architects and engineers:** We can help you develop the most efficient ways to distribute, control and utilize electric power. Our engineering specialists have broad experience covering all types of applications.

**Contractors and builders:** Simplify your buying procedures by ordering all electrical equipment and supplies from Westinghouse. Our organization is geared to give you prompt delivery for integrated installation.

**Owners and operators:** You get top performance from your electrical equipment because we co-ordinate the design and manufacture of related apparatus. And our nationwide chains of Renewal Parts Warehouses and Manufacturing and Repair Plants provide unmatched maintenance service.


When you have CONSTRUCTION AHEAD . . . whether commercial, residential or industrial . . . call your nearest Westinghouse District Office or Distributor for full information. Westinghouse Electric Corporation, P. O. Box 868, Pittsburgh 30, Pa.

J-94793



---

# Westinghouse



**MELLON-U. S. STEEL BUILDING**

Pittsburgh, Pennsylvania

**HARRISON & ABRAMOVITZ, Architects**


**WILLIAM YORK COCKEN, Associate Architect**

**TURNER CONSTRUCTION CO., Builder**

**ROBERTSON Q-FLOOR**

will be used in

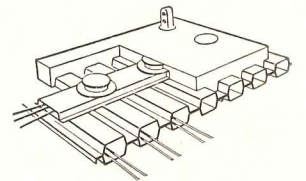
**PITTSBURGH'S NEWEST SKYSCRAPER**




Soon to rise above Pittsburgh's Golden Triangle is the new Mellon-U.S. Steel Building. The owners are building wisely for they have insisted on Robertson Q-Floor, an element in the structure that will contribute most to keeping the building electrically modern, and free from Office-Building-Old-Age.

Q-Floor is a steel cellular sub-floor welded to the structural frame. It goes in quickly and immediately becomes a working platform for all trades. The clean, dry construction results in continuous work even in freezing weather and eliminates delays due to older-fashioned construction methods. Suspended ceiling, ducts, and other mechanical features of the building hang from the underside of the Q-Floor.

The steel cells of Robertson Q-Floor function as a super-efficient underfloor electrical duct system. Outlets for all services are available exactly where needed. Desks, partitions, business machines can be located and relocated with complete freedom. Q-Floor will keep the Mellon-U. S. Steel Building in step with every new electrical development the future brings.



RIGHT. At the Commercial National Bank in Shreveport, La., (McKim, Mead & White, architects; S. G. Wiener, Asso. Archt.) Q-Floor is installed. It is welded directly to the beams over which light-weight concrete fill is placed to provide a level surface. The cells are available for the distribution of electrical and telephone wiring. Changes can be made quickly.



**H. H. ROBERTSON COMPANY**  
2404 Farmers Bank Building, Pittsburgh 22, Pa.

Factories in Ambridge, Pa., Hamilton, Ont., Ellesmereport, England


Offices in 50 Principal Cities



World-Wide Building Service

# HOW YOU **save 3 ways**

## With this **NEW... HOLLOW METAL DOOR-FRAME-HARDWARE UNIT**



Complete Fenestra Hollow Metal Door Unit: Beautiful Door, Strong Steel Frame, Shining Hardware.

# Fenestra

**DOORS • WINDOWS • PANELS**

### HERE'S WHAT YOU GET:

Strong, sleek Fenestra\* Hollow Metal Door that won't sag or splinter, warp or swell. Its beauty never wears away. A filler of insulation keeps it quiet... soaks up the "slam".

Streamlined Steel Frame, strong and warp-proof. Shining, lacquered Fenestra Hardware that never loses luster.

### HERE'S HOW YOU SAVE:

**1. IN FIRST COST.** Despite the expense of fine materials, the first cost of Fenestra Door Units is kept low. Because types and sizes are standardized—then produced in volume.

**2. IN INSTALLATION COST.** Your time and labor costs are less because Fenestra does the mortising, drilling, tapping and prime-painting at the plant. All your builder does is bolt the frame together. Attach it to floor and walls. Screw on template locks and hinges. Hang the door.

**3. IN MAINTENANCE COST.** Give it an occasional coat of paint and it will always look like new.

### 2-3 week delivery, upon receipt of your order.

Local stocks can usually deliver immediately. Fenestra Doors with the Underwriters' B Label are also available.

Try a Fenestra Door, first chance you get. Open it. Close it. See how smoothly—how quietly—it works. Call your Fenestra Representative for complete information (he's listed in the yellow pages of your phone book) or mail the coupon.

\*Trademark

DETROIT STEEL PRODUCTS COMPANY  
Door Division  
Dept. AR-7, 2252 E. Grand Boulevard  
Detroit 11, Michigan

Please send me, without obligation, information on Fenestra Stock Hollow Metal Doors.

Name \_\_\_\_\_

Company \_\_\_\_\_

Address \_\_\_\_\_

# NOW! SOUND CONDITION ANY IRREGULAR CEILING




with new Gold Bond Triple-Action Thermacooustic!

1. SOUND CONDITIONS
2. INSULATES
3. FIREPROOFS

NOW you can sound condition *any* irregular ceiling—coved, barreled, groined (even one as irregular as the inside of a cave)—with new Gold Bond Thermacooustic. It's a new fireproof, noise-killing material that *sprays on the surface* to any desired thickness and still preserves the most intricate details of your architectural design.

What's more, Gold Bond Thermacooustic gives excellent thermal insulation in warehouses, factories and industrial buildings where heat loss is a problem. An effective fireproofing agent because it's made from mineral wool...it can't burn! The final surface finish can be either a light or deep texture as desired, and may be scored to simulate travertine stone. Thermacooustic may be repainted again and again with no appreciable reduction in acoustical properties.

Like all Gold Bond Acoustical Products, Thermacooustic is installed by factory trained applicators located in all key cities, insuring perfect workmanship. For complete description and specifications, write for National Gypsum's free new booklet today!



**FIRE PROTECTION** Thermacooustic sprayed on metal lath gives exceptional fire protection to steel beams, joists and pillars. 1¼" of Thermacooustic will protect cellular steel floor construction against fire for more than 3 hours.

**NATIONAL GYPSUM COMPANY, BUFFALO 2, N. Y.**

You'll build or  
remodel better with  
**Gold Bond**

**Acoustical Products**

A COMPLETE LINE FOR EVERY  
PURSE AND PURPOSE

Acoustimetal • Acoustifibre  
Econacoustic • Travaoustic  
Thermacooustic



*Standardized*  
**FA SWITCHBOARDS**

**ECONOMIZE on Everything  
 but *Efficiency!***

**FA SHUTLBRAK**  
 Designed for operating service  
 requiring frequent and heavy use.

**FA CIRCUIT BREAKER**  
 Ideal for automatic circuit protection.

**FA KLAMPSWITCHFUZ**  
 Excellent for disconnect service  
 on lighting and power circuits.

**THE STANDARDIZED DESIGN OF SWITCHBOARDS,** introduced to industry by the Frank Adam Electric Company many years ago, is still one of the great "firsts" among electrical manufacturers.

Today, all FA Switchboards... FA Shutlbrak, FA Klampswitchfuz and FA Circuit Breaker...are built to your specifications from standard, preassembled units. This flexible plan of standardization permits final assemblies to be "made

to order" without destroying the savings and advantages of standardized equipment.

Also... "at no extra cost"...many other features of economy and efficiency are incorporated into FA Switchboards. They, too, are *standard* engineering features resulting from more than 58 years of electrical manufacturing experience...making FA Switchboards the finest in safety, service, performance and appearance.


Ask your FA Representative (he's listed in Sweet's) to point out how standardized FA Switchboards can economize on everything but efficiency in your electrical system.



**Frank Adam Electric Co.**

ST. LOUIS 13, MISSOURI

Makers of BUSDUCT • PANELBOARDS • SWITCHBOARDS • SERVICE EQUIPMENT • SAFETY SWITCHES • LOAD CENTERS • QUIKHETER



A good set of clubs and proper instruction will help your game, but without follow-through on that swing you'll never break a hundred.

Follow-through is important in air conditioning, too. Carrier engineers have years of experience and know-how behind them. And follow-through on every installation has helped to make Carrier the leader in air conditioning.


Carrier offices are located in most major cities and are ready to give prompt assistance, from planning the installation to making sure that it gives your customer dependable, low-cost service. The Carrier name is accepted everywhere as synonymous with efficient, economical air conditioning.

Carrier offers the most complete selection of air conditioning equipment on the market. For multi-room

installations there are the Weathermaster systems, which provide year-round individual control of each room. For other installations there are Carrier Weathermaker units, central air conditioners, as well as a complete line of refrigerating machines. The name "Carrier" stands for the finest engineering and the finest equipment money can buy. Carrier Corporation, Syracuse, New York.



AIR CONDITIONING  
REFRIGERATION • INDUSTRIAL HEATING



# MORE

*for your money, in*  
**MENGEL**  
*Hollow-Core Flush*  
**DOORS!**



Installation and finishing expense leads most architects to demand the extra beauty, durability, economy and *sales appeal* of Mengel Hollow-Core Flush Doors.

- 1** *Balanced* seven-ply construction to provide controlled reaction in changing weather conditions.
- 2** Hardwood construction throughout — stronger, more durable, free from grain-raising, more easily and economically finished.
- 3** Exclusive Insulok grid core material has inherent resiliency, cannot cause warping, nor transfer grid pattern to faces.
- 4** Greater strength. Adequate core stock surface area provides maximum gluing surface and resistance to warpage.
- 5** Precision key-locked dove-tailed joinings of stiles and rails add strength and stability.
- 6** Ready to finish. Door faces are smoothly belt-sanded. Stiles are machine-planed at factory — prefit to standard book sizes.
- 7** Fully guaranteed. Each door must meet rigid quality control standards and constant inspection throughout manufacture.
- 8** Mengel Hardwood Flush Doors are economical — no mouldings to paint — no corners to collect dirt. Smooth hardwood surfaces are less absorbent and less costly to finish — easier to clean and longer-lived.

Write for complete specifications. Use the convenient coupon.

Also see —  
**MENGEL STABILIZED SOLID-CORE DOORS**  
the finest products of their type on the market.



The Mengel Co., Plywood Division  
2302 South Fourth Street, Louisville, Ky.

Gentlemen: Please send me, without obligation, full specifications on \_\_\_\_\_ Mengel Hollow-Core Flush Doors; \_\_\_\_\_ Mengel Stabilized Solid-Core Doors.

Name \_\_\_\_\_

Street \_\_\_\_\_

City \_\_\_\_\_ State \_\_\_\_\_

One of a series of papers prepared by leading authorities on air conditioning. The opinions and methods presented are those of the author and are not necessarily endorsed by Kinetic Chemicals, Inc. Reprints of this, and other articles in the series, may be had free of charge upon request.

# AIR CONDITIONING THE MODERN INDUSTRIAL BUILDING

By John G. Eadie, member Eadie, Freund & Campbell, Consulting Engineers, New York, N. Y.



well as for commercial and other types of buildings.

**JOHN G. EADIE** is a member of the firm of Eadie, Freund & Campbell, well-known Consulting Engineers in New York City. He is a past president of the New York Association of Consulting Engineers. His firm has designed air conditioning systems for many different kinds of industries, as

Air Conditioning has become an essential feature in the design of industrial plants for two very important reasons:

1. It provides the best atmospheric conditions for specific manufacturing processes, and makes possible the production of plastics, synthetics and other new substances impossible to produce without controlled temperature and humidity. It also makes possible closer tolerances in machine-shop work, cuts down the number of rejects, reduces corrosion caused by perspiration and high humidity, makes for satisfactory hygroscopic control, stabilizes day-by-day production, facilitates quality control, provides the proper temperature and humidity conditions for laboratory testing and inspection and packaging, and promotes better safety conditions.
2. While, in most industrial plants, air conditioning is usually designed for process work, it has also improved the health and comfort of the workers; it has increased their efficiency; and it has promoted better company relations.

## NECESSARY AIR CONDITIONING

The degree of air conditioning maintained in an industrial building is largely dependent on the type of manufacture and processes involved. It is only possible to list a few of the more common applications.

In the weaving of textiles, temperatures of 75° to 80° F. are commonly used, while the relative humidity varies from 75 to 80 per cent for cotton, 60 to 75 per cent for rayon and 50 to 60 per cent for nylon. Since all textile machinery, regardless of the material being handled, generates static electricity, this condition is allayed by keeping the relative humidity at 50 to 55 per cent.

Exact air conditions are necessary for good registration in multi-color printing. Satisfactory control is 80° F. and 45 per cent relative humidity.

Photographic film and paper are produced in dust-

free atmospheres kept at 70° to 75° F. and 40 to 65 per cent relative humidity.

The assembly of small mechanisms to close tolerances is made possible where air conditions in the room are held to 72° F. and 40 to 45 per cent relative humidity. Too much humidity will develop rust.

## PLANT SAFETY

Even where processes require conditions of high temperature and humidity, it becomes necessary to sacrifice some of the processing needs and to bring air conditioning limits closer to the personal comfort requirements of employees in the vicinity of these processes. In spaces where dangers from static electricity must be considered, as where volatile solvent vapors are present in explosive proportions, the relative humidity may have to be as high as 45 to 60 per cent. With volatile solvent vapors present, it is also necessary to have many air changes and to exhaust large quantities of air from the space. It is sometimes necessary, where there is a high concentration of such gases, to have a 2- or 3-minute air change.


At punch presses and other operations depending on hand movements, air conditions must be such as to prevent drowsiness which would result in careless operation and accidents.

## AIR DELIVERY

So many factors in air conditioning design affect the quantity of air to be handled by the fans, such as size and shape of the room, the processes employed therein and the exposure of the structure, that no general statement can be made as to the quantity of air required. Such a quantity might vary from two or three air changes per hour for a large well-insulated room where certain minor operations were performed, to two or more changes per minute in a small room where extremely accurate temperature control was required. Various percentages of fresh air must be included in the total



Modern, completely air conditioned plant, built by Geo. A. Fuller Co. for G. D. Searle & Co., Chicago, manufacturers of ethical pharmaceuticals.



Southern textile mill air conditioning installation consists of Carrier Centrifugal Refrigerating Machine supplying 1220 tons of refrigeration. Chills 3920 gallons of water per minute.

quantity handled depending on the degree of pollution which may occur. Sometimes the pollution is so extreme that no air at all can be recirculated; in other words, the supply of fresh air is 100 per cent. In other cases it may be possible to recirculate up to 75 per cent or more of the quantity handled.

Air must be supplied through air conditioning in such a manner as to prevent drafts on the employees or objectionable cooling of materials being processed. In general, the air velocity from air outlets adjacent to occupants of the room must be kept below 500 feet per minute, whereas air outlets which distribute above headroom may require an air velocity of 1,000 feet per minute or more in order that the air may be distributed to the required distance.

### FILTERS

Filters are necessary primarily to insure that the air in the room will be free from dust. It is essential not only that the fresh air supply for air conditioning be filtered but also that the recirculated air pass through the filter before coming in contact with the finned coils for cooling and heating in order that the fins may not be obstructed by dirt. The types of filters employed include air washers containing a water spray, filters of the glass-wool or metal-wool type, either dry or oil-impregnated, oil-moistened baffle-type filters, dry-paper or cloth filters and electrostatic air cleaners. The type to be used is dictated not only by consideration of first cost and operation expense but also by the type and quantity of dust to be dealt with.

### EMPLOYEES' COMFORT

Since output per man hour is a basic factor in industry, air conditioning for human comfort is assuming increasing importance as a means of encouraging increased production through improved working conditions. Where there is a wide gap between desirable process conditions and those for personal comfort, compromise conditions must be established.

Employees who work seated for such final operations as small-part assembly, inspection and packaging require a greater degree of cooling in summer and heating in winter than do those who move about. In addition, they are more sensitive to drafts. Average summer conditions for those seated at tables or benches should approximate 80° F. and 50 per cent relative humidity.


## AIR CONDITIONING SYSTEMS

Cost of duct work for conventional air conditioning systems has risen so high that in many designs, economics favor the use of completely self-contained or packaged units as against the central system with its costly duct lines. These units, which require only connections to steam, water and electric power, possibly with short distributing ducts, can be placed where desired. They can easily be relocated to meet changes in plant layout, without the need for expensive changes in ducts, and are available in a large range of sizes suitable for industrial plants.

Duct expense can also be eliminated by the installation of unit coolers in connection with a central air conditioning system. It is possible to pipe the refrigerant to a direct expansion coil in the unit cooler or to use chilled water piped from a central water-cooling system. A fan back of the coil creates the required air movement.

Although the unit coolers with direct expansion coils are preferred, with the chilled water system it is possible to use the same piping for supplying hot water for space heating in winter. With direct expansion coils a separate heating coil is used for reheating or tempering the air, or for space heating during the winter.

Whichever system is selected for air conditioning the industrial plant, it must adequately and economically serve both the air conditioning requirements for process or manufacturing demands, and provisions for the personal comfort of the employees.



Convenient, efficient and versatile unit coolers such as this Chrysler Airtemp model provide comfort conditioning for small industrial areas.

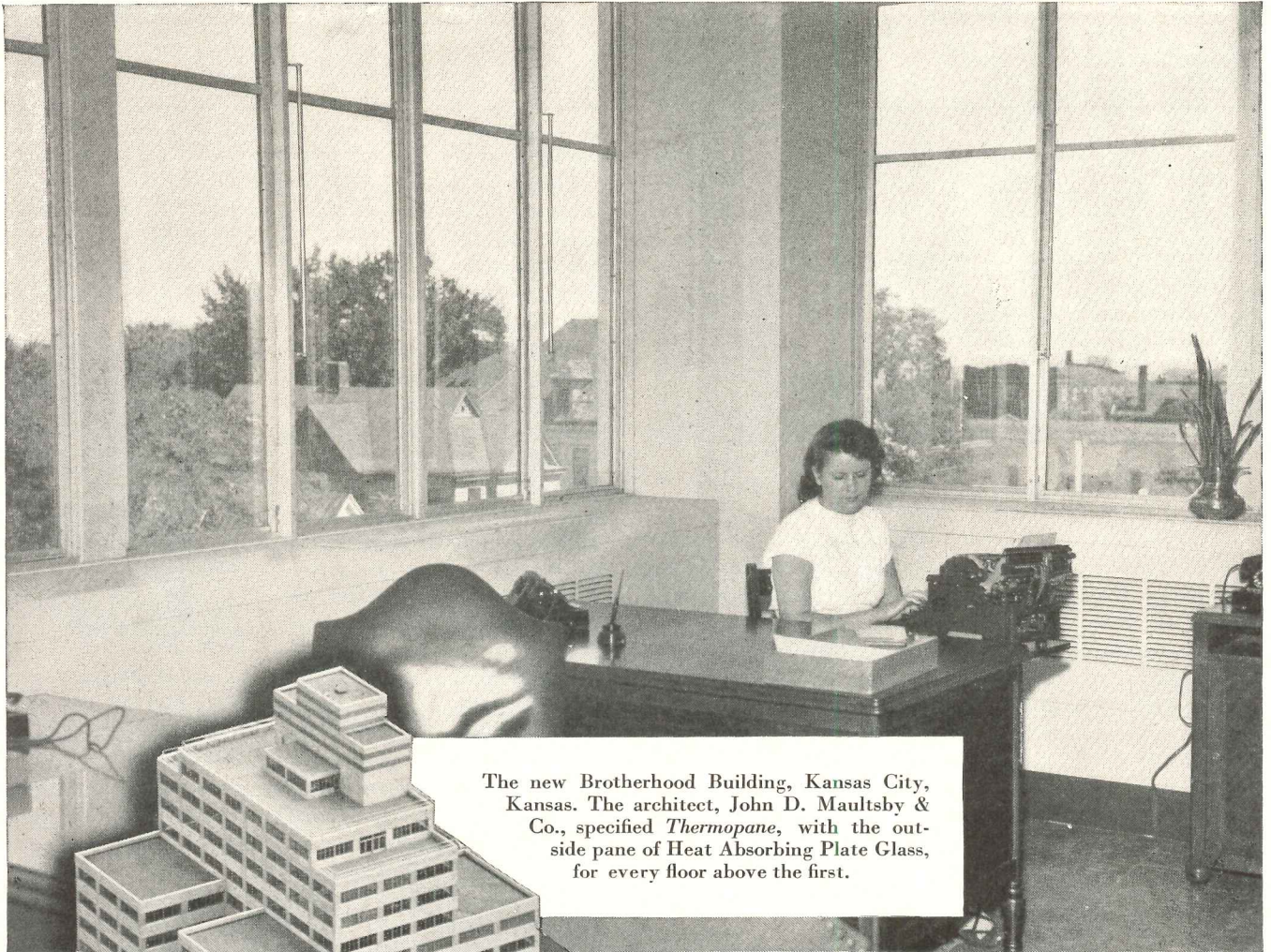
*As Mr. Eadie explains in his paper, air conditioning is now considered an essential in many industries. In addition to the part it plays in technicalities of manufacture, the benefits to health and comfort of employees are also recognized. It increases their efficiency and improves company relations.*

*For these reasons many architects and consulting engineers strongly recommend the use of air conditioning systems with equipment designed to utilize "Freon" refrigerants. "Freon" refrigerants are safe . . . nontoxic, nonflammable, nonexplosive, noncorrosive and practically odorless. They are as pure as scientific methods of production can make them, and they help prolong the efficient and economical operation of the system. "Freon" safe refrigerants safeguard hundreds of investments in industrial air conditioning. Today . . . that is why they are so widely specified. Kinetic Chemicals, Inc., Tenth and Market Streets, Wilmington 98, Delaware.*




**FREON SAFE REFRIGERANTS**

"Freon" is Kinetic's registered trade-mark for its fluorinated hydrocarbon refrigerants.



The new Brotherhood Building, Kansas City, Kansas. The architect, John D. Maultsby & Co., specified *Thermopane*, with the outside pane of Heat Absorbing Plate Glass, for every floor above the first.



## *Thermopane*

### CUTS THE COST of employe comfort

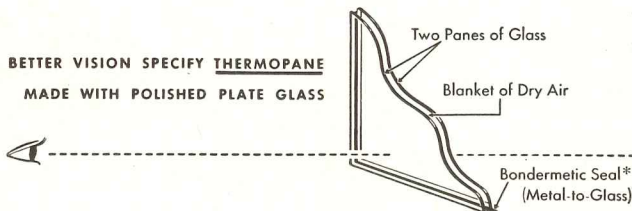
*Thermopane*\* insulating glass cuts the cost of air-conditioning in two ways: Cuts the cost of operation; usually cuts the cost of original equipment. In the new Brotherhood Building pictured above, the architect figured *Thermopane* saved 150 tons of air-conditioning capacity. *Thermopane* used in this building has an outer pane of Heat Absorbing Plate Glass. This reduces the load on air-conditioning equipment by absorbing solar heat in summer.

Further savings with *Thermopane* are realized with lower fuel consumption in winter. *Thermopane* has a half inch of dry air sealed between two panes

of glass. Because of this most efficient insulation, no floor space is wasted. Desks and other furniture can be placed closer to *Thermopane* than to single-glazed windows. This fuller use of floor space has proved surprisingly great in many instances.


Considering all the cost factors influenced by the use of double-glazing, *Thermopane* is an economical wall material. It is now available in over 80 standard sizes for design flexibility and building economy. If you are interested in the construction of any kind of building — office, hospital, school, residence, store—write for *Thermopane* literature. \*®

FOR BETTER VISION SPECIFY **THERMOPANE**  
MADE WITH POLISHED PLATE GLASS




## *Thermopane*

MADE ONLY BY **LIBBEY-OWENS-FORD GLASS COMPANY**  
5675 Nicholas Building, Toledo 3, Ohio




LOADING DOCK (LEFT) AND CAR PORT (BELOW) UTILIZING STRAN-STEEL NAILABLE FRAMING.



## WHY IT PAYS TO STOCK-PILE

# STRAN-STEEL FRAMING



In any industrial operation there are times when additional buildings and plant alterations of a temporary or permanent nature are required. At such times a stock pile of Stran-Steel framing members pays off handsomely.

**MULTI-PURPOSE.** Stran-Steel framing can be used on any enclosed building or shelter-type structure such as garage, shed, warehouse, lean-to or canopy . . . also for permanent and movable incombustible partitions.

**NAILABLE.** All joists, studs, rafters and purlins have patented nailing groove, permitting the application of collateral material, inside and outside, with ordinary tools and nails.

**RE-USEABLE.** Framing members are of light, tough, high-quality steel . . . they are incombustible and virtually indestructible . . . can be used over and over. In storage they will not shrink or lose their usefulness.

**FAST ERECTION.** No special skill is required . . . ordinary workmen using carpenters' tools can erect Stran-Steel framing swiftly, accurately and economically. The "in place" cost is usually less.

### The Ideal Framing

Stran-Steel framing is flexible for modern design, and its use results in buildings of great rigidity. The nailable feature provides speed of erection for application of all types of wall and ceiling finishes. In stock-pile storage there is no deterioration, no shrinkage, no loss.

REGISTERED U.S. PATENT OFFICE



## GREAT LAKES STEEL CORPORATION

STRAN-STEEL DIVISION • ECORSE, DETROIT 29, MICH. • UNIT OF NATIONAL STEEL CORPORATION



*this man offers you...*

Expert assistance in the selection and application of the *right* acoustical product for every Sound Conditioning job. He is your local distributor of Acousti-Celotex products—the nation's most complete, quality line of acoustical materials.

His Sound Conditioning skills reflect over 25 years of experience and hundreds of thousands of installations. His acoustical products have been tested and proved to meet every building code, specification and requirement.

For custom-made installations of lasting beauty and quiet, make sure to contact the man with the most widely used acoustical products ever developed, *plus* the most extensive experience in Sound Conditioning.




**ACOUSTI-CELOTEX\*  
CANE FIBRE TILE**

A lightweight, rigid unit, combining acoustical efficiency with a durable, smooth surface. Perforations (to within 1/8" of the back) assure repeated paintability and ease of maintenance. Available in a variety of sound-absorbent ratings. Rot proof and vermin proof (patented Ferox process).



**ACOUSTI-CELOTEX\*  
MINERAL TILE**

Made of mineral fibre, felted with a binder to form a rigid tile with a universal rating of incombustibility. Perforated with small holes extending almost to the back of the tile, high acoustical absorption is provided together with unrestricted paintability by either brush or spray method.



**ACOUSTI-CELOTEX\*  
FLAME-RESISTANT  
SURFACED TILE**

Acane fibre tile with a flame-resistant surface. This tile meets *Slow Burning* rating contained in Federal Specifications SS-A-118a. It may be washed with any commonly used solution satisfactory for good quality oil-base paint finishes without impairing its flame-resistant surface characteristics and without loss of sound-absorbing capacity. Repainting with Duo-Tex flame-retarding paint will maintain peak efficiency. Supplied in all sizes and thicknesses of regular cane tile.





**ACOUSTI-CELOTEX  
FISSURETONE\***

A totally new mineral fibre acoustical tile. Attractively styled to simulate travertine, it beautifies any interior and effectively controls sound reverberation. Lightweight, rigid and incombustible, it is factory-finished in a soft, flat white of high light-reflection rating.



**ACOUSTEEL\***

Combines a face of perforated steel with a rigid pad of sound absorbing Rock Wool to provide excellent sound absorption, together with attractive appearance, durability and incombustibility. The exposed surface of perforated steel is finished in baked-on enamel. Acousteel is paintable, washable, cleanable.



**ACOUSTI-CELOTEX**  
TRADE MARKS REGISTERED U. S. PAT. OFF.

*Sound Conditioning Products*


PRODUCTS FOR EVERY SOUND CONDITIONING PROBLEM

\*Trade Marks Reg. U. S. Pat. Off.

The Celotex Corporation, Dept. B-7, 120 S. LaSalle St., Chicago 3, Ill. • Dominion Sound Equipments, Ltd., Montreal, Quebec, Canada



*Inviting* IS THE WORD \*



\* FOR THE STORE WITH THE *Brasco Look*

THE "come hither" look of a distinctive Brasco Front arouses immediate interest in the store and its merchandise and stimulates the desire to *buy*. Brasco Store Front Construction definitely improves modern *Sellevision*\* design because the reduced height of our metal sections cuts daylight consumption to a minimum.

At the same time the deeper Brasco grip on the glass is fully maintained for ample and dependable protection. Fabricated in both heavy gauge stainless steel and anodized aluminum, the Brasco line provides a wide selection of handsome and versatile stock assemblies . . . every necessary item for store fronts with architectural distinction.



Unusual installation economies (such as provision for millwork in standard stock sizes only) is another sound reason for the ever increasing popularity of Brasco Store Fronts with architects and owners alike. Write for our latest catalog, portfolio of full size details and address of your nearest Brasco Distributor. \*©

★ ★ A COMPLETE LINE FOR EVERY DESIGN ★ ★



**BRASCO MANUFACTURING CO.**  
HARVEY • (Chicago Suburb) • ILLINOIS  
Specialists in Metal Store Front Construction for more than 40 Years

# OUTLASTS OTHER FERROUS SHEET METALS

*... because it's rust-resistant throughout*

● TONCAN IRON's rust-resistance is not just a surface quality, but extends all through its cross-section. Even sheared and punched edges stubbornly fight rust. That's one reason it so consistently outlasts other *ferrous sheet metals* in its price class.

TONCAN is an *alloy* iron. Its base is highly-refined, open-hearth iron, remarkably free from rust-inviting impurities. Copper is added—twice the amount generally contained in copper-bearing steels or irons. Molybdenum is alloyed in carefully controlled quantities to help this double dose of copper say "stop" to rust . . . and mean it.

Sheet metal contractors like to fabricate TONCAN IRON. They know from experience that it's soft,

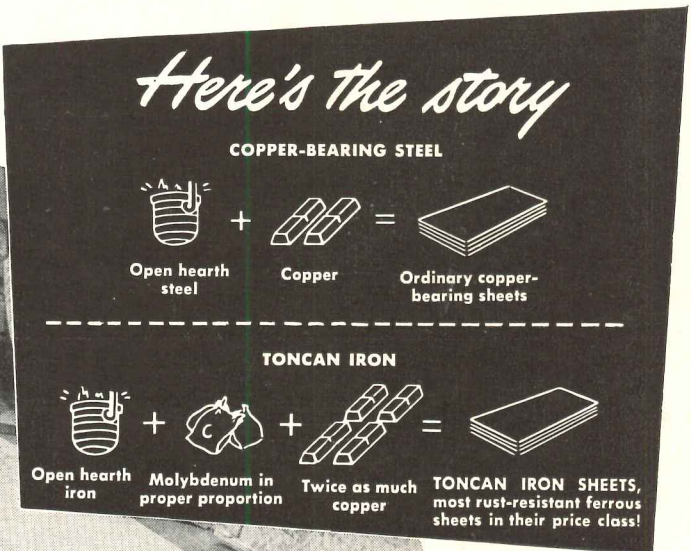
ductile and easy to work. As a result, jobs move through their shops without delay.

Considering forming, shipping and erection expenses for any sheet metal, TONCAN IRON's slightly higher material cost hardly reflects itself in the total. Actually, over the long-term period, its trouble-free service means important savings for your client.

See Sweet's File for more information, or write us:

**REPUBLIC STEEL CORPORATION**  
**GENERAL OFFICES • CLEVELAND 1, OHIO**  
 Export Department: Chrysler Building, New York 17, N. Y.

for **40** years . . . HIGHEST RUST-RESISTANCE  
 OF ALL FERROUS MATERIALS IN ITS PRICE CLASS



*Republic*



**TONCAN** COPPER MOLYBDENUM **IRON**

— for ducts, gutters, conductor pipes, roofing, siding, tanks, ventilators, skylights, hoods and other sheet metal applications requiring rust-resistance — and for corrugated metal drainage products.



### This is Armstrong's Linoleum

Armstrong has developed many new types of resilient floors, but Armstrong's Linoleum, the oldest of them all, still holds its place at the top of the list. In most cases, no other flooring offers a combination of so many desirable qualities. That's more true today than ever because, year after year, scientific development has improved the quality of Armstrong's Linoleum.

This floor has always been noted for its ability to stand up under the wear and tear of heavy traffic. It's also been noted for the ease with which it can be kept clean. Today, it's more wear resistant than ever before and has a smoother surface that's even easier to clean.

Armstrong's Linoleum is made in six distinct types—Plain, Jaspé, Marbelle®, Embossed Inlaid, Spatter, and Straight Line Inlaid—and in a wide variety of patterns and colors. It is available in three different thicknesses to meet various wearing requirements.

For wide range of decorative possibilities, no other flooring can match Armstrong's Linoleum.

*They're both  
Armstrong's  
Floors*




### This is Armstrong's Asphalt Tile

When the first cost of a floor is a really important consideration—or if you need an attractive floor to put on a concrete slab that's in direct contact with the ground—Armstrong's Asphalt Tile should be your choice.

Asphalt tile is the lowest in cost of all the resilient floors, yet it is long wearing and very attractive in appearance. Armstrong's Asphalt Tile can be used on almost any kind of subfloor. It is an ideal flooring for use in basements and for basementless buildings because of its resistance to the harmful effects of alkaline moisture.

Armstrong's Asphalt Tile is manufactured in two types—Standard and Greaseproof. It is available in two service thicknesses—1/8" and 3/16".

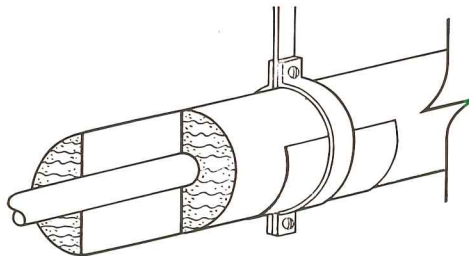
For additional information on these floors as well as for data on Armstrong's Linotile®, Rubber Tile, or Cork Tile, see the latest edition of Sweet's Architectural Files, section 13, catalog B or the 1950 edition of Armstrong's Pattern Book. For samples, literature, and unbiased help on any unusual flooring problems, architects are invited to get in touch with the nearest Armstrong District Office or write directly to the Armstrong Cork Company, Floor Division, 2407 State Street, Lancaster, Pennsylvania.




## What's wrong with this picture?

Here you see one reason why so many cold line insulation jobs are needlessly expensive. When a line is carried by small hangers just the size of the pipe, the workman will have to spend a lot of time cutting the covering to fit snugly around the hangers. Then he'll have to box in any part that extends beyond the covering, as well as insulate the hanger rod to prevent frost formation on the rod itself. Not only is this method time consuming, but it makes a good, moisture-resistant and airtight sealing job extremely difficult to obtain.

The right way is simply to use hangers large enough to fit around the insulation. Pipes can be supported by blocks of wood until the covering is applied. There's no cutting, no patching, no extra insulation and application time. Costs are reduced, and the insulation job will last longer and look better.



Armstrong's Cork Covering is strong and resilient, will readily support the weight of the piping if a simple sheet metal shield between hanger and covering is used to distribute the weight of the load.


Advice as to the best way to do any insulation job, hot or cold, is a free service of the engineers representing the Armstrong Cork Company. If you consult these men while your work is in the planning stage, they can often offer suggestions that will save you time and money. The complete contracting service they represent also brings you quality insulating materials and the services of skilled workmen to apply them. Call the Armstrong office nearest you or write to Armstrong Cork Company, 2407 Concord Street, Lancaster, Pa., the next time you have an insulation job in the offing. 

# ARMSTRONG'S INDUSTRIAL INSULATIONS


MATERIALS - INSTALLATION

FOR ALL TEMPERATURES FROM 300° F. BELOW ZERO TO 2800° F.

# NOW! Summer comfort for any home— at a surprisingly moderate cost!



With hot air heating systems, a Frigidaire Air Conditioner can be placed beside the furnace and quickly connected to the heating pipes with only two short ducts. A damper directs return air to the air conditioner, by-passing the furnace during the summer.



With other heating systems—such as radiant heating—Frigidaire Air Conditioner is installed in a concealed central location. Short ducts lead to the rooms, and cooling for each may be controlled as desired. This plan is ideal for single-story homes.

## FRIGIDAIRE

### Air Conditioning

Over 400 Frigidaire commercial refrigeration and air conditioning products—most complete line in the industry

## Frigidaire Self-Contained Units Make Moderately-Priced Air Conditioned Homes A Reality!

Yes, it's easy to give new or existing homes the big advantage of air conditioned comfort! One compact, completely self-contained Frigidaire Air Conditioner does the job—furnishes a plentiful supply of dust-free, dehumidified air at temperatures to suit the season.

Installation cost is remarkably reasonable—even for existing structures. Operating cost is also low, for these Frigidaire-designed and built units give years of thrifty, trouble-free service. And first cost is now less than you would expect for a genuine Frigidaire Air Conditioning Unit—thanks to newly reduced prices.

### Look at these important Frigidaire advantages

**Frigidaire Compressor** is famous for its dependability—precision-matched with cooling unit and controls to give years of thrifty, trouble-free service.

**Cleanable filters** are scientifically made of expanded aluminum—can easily be taken out and cleaned.

**Multipath Cooling Unit** assures fast, even cooling. Precisely metered flow of refrigerant—in just-right amounts—provides efficient use of entire cooling surface.

**Just two controls**—"On-Off" switch and simple temperature dial—permit finger-tip control of the "weather."

For full details on home installation of Frigidaire Air Conditioners—as well as their many other applications—call your Frigidaire Dealer. Ask him, too, about the new low prices on compact, good-looking Window-Type Air Conditioners. Look for his name in your Classified Phone Book, under "Air Conditioning" or "Refrigeration Equipment." Or mail coupon today for Frigidaire's AIA File of information for architects and builders.

FRIGIDAIRE DIVISION OF GENERAL MOTORS  
1463 Amelia St., Dayton 1, Ohio. In Canada, Leaside  
12, Ontario.

Please send me the AIA File of information on Frigidaire Air Conditioning and Refrigeration Equipment for architects and builders. I understand there is no obligation.


Name .....

Firm Name .....

Address .....

City ..... County ..... State .....

# 1818 HOPE'S 1950



*Ocker Hill Power Station*

THE HOPE'S *LOK'D BAR* FACTORY SASH recently installed in this Power Station building are made to special size and layout. Their height, 63', 0", is indicated by the size of the figure in the lower right foreground. The mullions are 10 gauge pressed steel reinforced by structural members. Hope's *LOK'D BAR* Catalog describes, with full-scale drawings, the exclusive principle of their design, and Hope's Engineering Department will be glad to submit details for similar installations on request.

**HOPE'S WINDOWS, INC., *Jamestown, N. Y.***

THE FINEST BUILDINGS THROUGHOUT THE WORLD ARE FITTED WITH HOPE'S WINDOWS



**If your design  
calls for  
INSULATED PIPING**

## **YOUR MOST PRACTICAL ANSWER IS RIC-WIL INSULATED PIPING SYSTEMS**

Ric-wil Prefabricated Insulated Piping provides several specific advantages to everyone engaged in planning, construction, and operation of structures requiring insulated piping distribution systems.

Architects and engineers profit from the complete Ric-wil Piping Engineering Service which provides them with accurate system plans, simple specifications to meet every condition, and technical information backed by 40 years' piping experience.

Contractors benefit from exact pipe costs and field fabrication economies made possible by Ric-wil prefabricated and sealed straight sections and accessories.

Owners and users profit from the high thermal efficiency and long maintenance-free operating life of Ric-wil Systems, made possible by 40 years of experience exclusively in insulated piping.

These advantages and many others, including financial responsibility, make Ric-wil your most practical answer to insulated piping problems.

At your request, the Ric-wil representative nearest you will provide detailed technical information on your specific problems.

For full technical information on Ric-wil Insulated Piping Systems, call or write the Ric-wil office nearest you or Dept. 9-JA in Cleveland, Ohio.



# **RIC-WIL**

**INSULATED PIPING SYSTEMS**


**OVERHEAD**

**THE RIC-WIL COMPANY • CLEVELAND, O.**

**UNDERGROUND**

**FOR FORTY YEARS THE GREATEST NAME IN INSULATED PIPING SYSTEMS**

# NAIRN LINOLEUM



1. This installation in the kindergarten of the Moccasin School, Buchanan, Mich. clearly demonstrates the flexibility of linoleum to reproduce the architect's design for an interesting, special-purpose floor.

## the floor you like... in the qualities

No wonder leading architects and designers are again turning to the proved advantages of Nairn Linoleum! Here is the perfect combination of beauty and practicability, whatever your client requires! No other floor covering gives you such unlimited scope for original and distinctive effects in any decorative scheme. No other material insures such dollar value in long, trouble-free service. Nairn Linoleum's

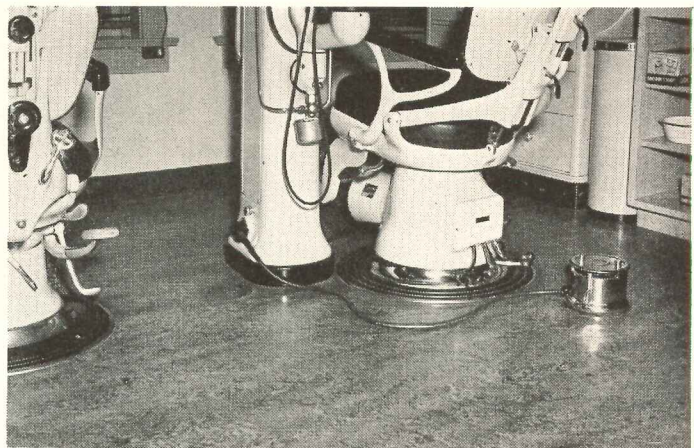

record is well known. Satisfied users specify it again and again for public buildings, housing projects, schools and hospitals because of its practical economy and enduring beauty under the heaviest foot traffic. Moderate in first cost, Nairn Linoleum requires little maintenance, with its smooth, crevice-free, sanitary surface.

CONGOLEUM-NAIRN INC., KEARNY, NEW JERSEY


# NAIRN LINOLEUM



# 4-square features give you



2. In this dentist's office of Dr. Philip H. Wyckoff, Chicago, Ill., heavy traffic is concentrated in a specific area around the chair. Long life, lasting beauty and crevice-free cleanliness have made linoleum the preferred floor covering of dentists all over the country.



3. Easy maintenance of the linoleum floor is the keynote in the Rubin Brothers' Drug Store, Kearny, N. J. Despite all the heavy foot traffic around the soda fountain, foot marks do not show and the surface remains neat, bright, and attractive.


## you need!



- 1 Long life
- 2 Enduring beauty
- 3 Easy maintenance
- 4 True resilience

**For Floors  
and Walls**

For your specifications:  
 "Nairn" Linoleum—  
 "Nairn" Wall Linoleum—  
 "Nairn" Asphalt Tile



4. In the cafeteria of the American Furniture Mart, Chicago, Ill., linoleum is especially effective because its resilience assures both easy, quiet walking and sure footing for patrons carrying heavily loaded trays. Smooth, crevice-free surface insures cleanliness.




*Thrush*

**Leading name in RADIANT HEAT**


**LOW COST HOT WATER CONTROLS**

**THRUSH** Radiant Hot Water Heat is a leader . . . in economy, in efficiency, in popularity. Thrush Flow Control System offers the simplest yet most satisfactory method of automatically controlling temperature of radiant ceiling, wall or floor panels. This system provides uniform heating comfort without continuous Circulator operation. Inexpensive No. 201 Thrush Radiant Heat Control, illustrated below, maintains a constant room temperature and system water temperature without variation. Thrush Forced Circulating Flow Control System is easy to install. It provides economical heating plus summer as well as winter supply of domestic hot water for laundry, bath and kitchen use.




**THRUSH FLOW CONTROL SYSTEM OF HOT WATER HEAT**

Send for booklet giving the complete story of Thrush Radiant Hot Water Heat. The same simple equipment may be used for zoning apartments inexpensively and is ideal for modernizing home heating plants. For more information, see our catalog in Sweet's or address Dept. J-7.



FLOW CONTROL VALVE WITH AIR TUBE



WATER CIRCULATOR

NO. 201 RADIANT HEAT CONTROL

**H. A. THRUSH & COMPANY • PERU, INDIANA**

## HAUSERMAN MOVABLE STEEL INTERIORS

*Designed for...*

**SALES**  
*and*  
**SERVICE**



**M**ODERN MERCHANDISING calls for pleasant, efficient surroundings in sales and service departments. And like the Arrowhead Oldsmobile Company in Chicago, many businesses are meeting this requisite with Hauserman *Movable Steel Interiors*.

Many styles and types of Hauserman Steel Interiors are available to meet sales and service department needs in businesses of every size. There are matching accessories for every specific requirement.

What's more, these handsome interiors

can be quickly, easily moved, and all units can be re-used again and again without affecting their original beauty and efficiency.


Why not learn all the advantages and economies of Hauserman *Movable Steel Interiors*? You can get all the facts from the Hauserman office or representative nearby or by contacting *The E.F. Hauserman Co., 6778 Grant Ave., Cleveland 5, Ohio*. Or if you prefer, write for our fully illustrated, 60-page catalog.



Organized for  
Service Nationally  
Since 1913




Partitions • Wainscot  
Railings • Acoustical Ceilings  
Complete Accessories



Whether the  
**COLD WAR**  
 Simmers or Sizzles

WORLD'S LARGEST CLIMATIC TEST LABORATORY



Above  
**CLIMATIC HANGAR**  
 Air Proving Ground  
 Headquarters  
**EGLIN AIR FORCE BASE**  
**FLORIDA**

Architects and Engineers  
**ROBERT & COMPANY**  
 ASSOCIATES, Atlanta


General Contractors  
**J. A. JONES**  
**CONSTRUCTION CO.**  
 Charlotte, N. C.

Air Conditioning by  
**YORK CORP.**


SIZE OF HANGAR  
 200' x 250' x 70'



**Pneumatic Control Systems also used in—**  
**ARMY SIGNAL CORPS CLIMATIC LABORATORY**  
 Ft. Monmouth, New Jersey  
**N. A. C. A. Aircraft Engine Research Laboratory, Cleveland, Ohio**  
**and many other prominent test laboratories**



**WEATHER CONTROL PANEL**—POWERS Series 100 Recording Regulating Instruments, and pneumatic switches for remotely controlling air conditions in Climatic Hangar shown above.



# POWERS Control Helps EGLIN Climatic Hangar Keep Cool

at 165°F. down to 65°F. Below Zero

**Air Force Equipment Is Tested In All Kinds of Weather**

Here at Eglin Air Force Base, Florida, "cold war" is waged against defective combat and ground equipment. In the giant hangar B-36's and smaller planes, tanks, housing and vehicles are tested in man made arctic blizzards, tropical hurricanes, jungle dampness or dry desert heat. Jet engines, weapons, men, food, clothing and photographic equipment are tested in smaller rooms.

Air conditioning control problems encountered here, presented an interesting challenge for POWERS engineers. Many years of experience

gained in meeting the unusual demands of other prominent military, industrial, public and commercial buildings were helpful in providing the automatic controls required for this "World's Largest Ice Box"

We welcome an opportunity of helping you find the right solution to your problems of air conditioning control. Whether they be simple, complex, large or small you can benefit from our many years of valuable experience. Phone or write your nearest POWERS office.





## THE POWERS REGULATOR COMPANY

*Established 1892. Offices in Over 50 Cities, see your phone book*

Chicago 14, Ill., 2759 Greenview Avenue • New York 17, N. Y., 231 E. 46th Street  
Los Angeles 5, Calif., 1808 W. 8th Street • Toronto, Ont., 195 Spadina Avenue




Controlling, Indicating and Recording  
Instruments Regulating Air Conditioning  
in Smaller Test Rooms.




**WHEN YOU WANT ACCURATE  
AIR CONDITIONING CONTROL**

Call in a Powers Engineer. He may be able to help you get the best control for your requirements.

(ACEF)



# BREUER DESIGNS LONG ISLAND HOUSE



Arch.: Marcel Breuer, New York City. Gen. Cont.: Gordon B. Roth, Long Beach, N. Y. Roof Cont.: Greater New York Roofing Co., Rockaway Beach, N. Y.

The Bert Geller house in Lawrence, Long Island, designed by Marcel Breuer, is outstandingly dramatic in design. The interesting and practical flat roof is built of Barrett\* coal-tar pitch and felt. Barrett Specification\* roofs are as modern, today, as when first developed many years ago. They are the longest-lasting, best-value roofs that can be built—usually outlasting their 20-year bond by many years. They carry Fire Underwriters' Class "A" rating, too.

SEE BARRETT'S CATALOG IN "SWEET'S"




## THE BARRETT DIVISION

ALLIED CHEMICAL & DYE CORPORATION  
40 Rector Street, New York 6, N. Y.

36th St. & Gray's Ferry Ave., Philadelphia 46, Pa.  
205 W. Wacker Drive, Chicago 6, Ill.  
1327 Erie Street, Birmingham 8, Alabama

In Canada: The Barrett Company, Ltd., 5551 St. Hubert St., Montreal, P. Q.

- 1 Barrett Specification\* roofs are applied by Barrett Approved Roofers according to rigid Barrett specifications developed through years of successful roofing experience.
- 2 They are built up of alternate layers of finest grade coal-tar pitch and felt. Pitch, the *life-blood* of the roof, is impervious to water and unexcelled as a waterproofing agent.
- 3 Top-quality felt of Barrett's own manufacture holds the pitch in place and permits the use of greater quantities of this waterproofing than would otherwise be possible.
- 4 Final steps are a triple-thick coating of pitch—*poured*, not mopped—plus an armored surface of gravel or slag. Result is a roof that takes Fire Underwriters' Class "A" rating.



\*Trade-mark Reg. U. S. Pat. Off.


# PROFIT FROM TODAY'S BIG "PULL OF GRAVITY" GAS GRAVITY HEATING by RICHMOND

two new units for economy-minded customers

What goes up in the way of low-cost housing, must come down to Richmond for the finest in efficient gravity heating. No law . . . just plain fact—when you consider what the new Richmond gravity gas-fired units have to offer. (See below.)

They're simple to install . . . economical to operate . . . yet never deviate from Richmond's high standards of design, workmanship and performance.


Today, with gravity the trend in low-cost heating, these Richmond quality units are a *natural* for your economy-minded customers. And you can be sure of meeting most gravity heating requirements with Richmond's two convenient sizes—70,000 and 90,000 BTU input per hour . . . *plus* the A.G.A. stamp of approval for all types of manufactured, natural and LP gases.




### CONSIDER THESE QUALITY FEATURES of the Model SG-Gravity Warm-Air Unit

- 1 Sturdy round-cornered light green steel hammertone jacket.
- 2 Gas-tight all-welded radiator provides a large heating surface.
- 3 Cleanout covers provide easy access to flues for cleaning.
- 4 Heavy-gauge steel heat exchanger with large combustion chamber and long, easy-to-clean updraft flues.
- 5 Steel Casing Jacket Liner provides maximum air circulation to keep jacket cool.



### GAS BURNER ASSEMBLIES



Group A Controls  
Natural and  
Mixed Gases



Group B Controls  
Manufactured or  
Natural and  
Mixed Gases



# RICHMOND

RICHMOND RADIATOR CO. — AFFILIATE OF REYNOLDS METALS CO.




See your wholesaler or Mail Coupon Today:



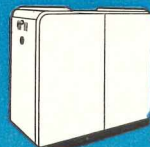
Vitreous China



Gas Boilers



Enameled Cast Iron Ware



Winter Air Conditioners  
Gas—Cast iron or steel  
Oil—Steel

Richmond Radiator Company AR-7  
19 East 47th St.  
New York 17, N. Y.

Please send me additional information and literature on the new Richmond gas-fired, warm-air heating units. No obligation, of course.

Name .....


Company .....

Address .....

# Make room for MODERN LIVING!



By specifying  
Space-Saving



## STANLEY SLIDING DOOR HARDWARE

Get that vital *extra space* you need for today's functional designs by using sliding doors. Take advantage of their smart lines, smooth, quiet operation, and compactness in your plans.

Be sure to get the maximum benefits from sliding door performance by specifying "Stanley" hardware. Modern design includes V-shaped track, simple screw driver adjustment after installation without removing trim. Every detail conforms to famous Stanley standards. Complete plans packed with each set. Your hardware consultant will be glad to figure the details for you.

THE STANLEY WORKS, NEW BRITAIN, CONNECTICUT




← SEND for special folder that illustrates and describes complete line, with door plans, header construction, and installation details.

# STANLEY

Reg. U.S. Pat. Off.

HARDWARE • TOOLS • ELECTRIC TOOLS • STEEL STRAPPING • STEEL

Choose exactly the right Stanley Hardware for all these installations—and many more



Single door with pocket.

Single door mounted outside.

Double doors with pockets.

Double doors mounted outside.

Double by-passing doors.



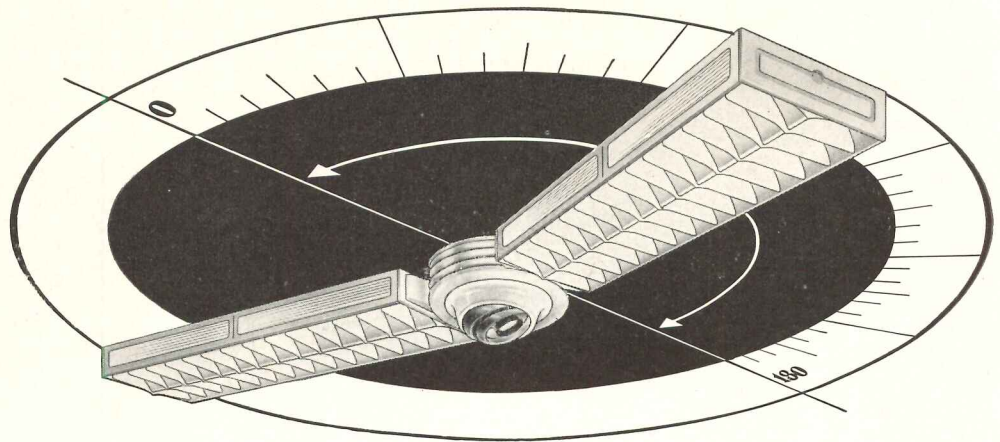
Three by-passing doors.

Four by-passing doors.



# Now! Real Lighting Flexibility!

**PLEXOLINE** is a new idea—an imaginative engineering creation that permits, for the first time, truly unlimited fluorescent lighting patterns at mass-production costs. PLEXOLINE is an ingenious system of related linear sections and circular accent units. Used in combination, these elements are capable of achieving curves, circles, any angular arrangement, rectangles, and straight continuous runs. Used individually, each element is complete in itself.




## DAY-BRITE QUALITY MAKES **Plexoline** PRACTICAL!

The final test of an idea is how well it is carried out. PLEXOLINE promises spectacular new flexibility; famous Day-Brite quality *delivers* it . . . your guarantee of matchless year-in, year-out, trouble-free performance and low installation, maintenance and operating costs.

That's PLEXOLINE . . . a value-packed combination of versatility and PREMIUM QUALITY WITHOUT PREMIUM COST . . . the greatest advancement in fluorescent lighting history!

But you need the full PLEXOLINE story to properly judge its amazing advantages to you. Send for your free copy of "PLEXOLINE—IMAGINATION AT WORK." Just fill out coupon and mail . . . TODAY!



049

**PREMIUM QUALITY  
WITHOUT PREMIUM COST**



**Distributed Nationally By Leading Electrical Wholesalers**

Day-Brite Lighting, Inc.,  
5465 Bulwer Ave., St. Louis 7, Mo.  
In Canada: Amalgamated Electric Corp., Ltd.,  
Toronto 6, Ontario

Please send me  copies of your free booklet, "PLEXOLINE  
—IMAGINATION AT WORK."



Name.....

Firm.....Position.....

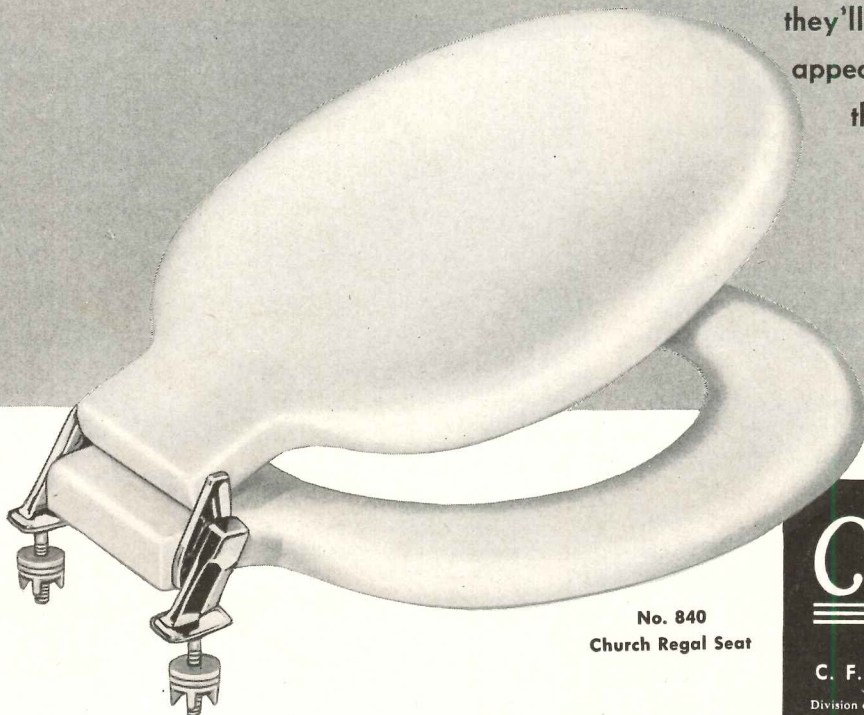
Address.....

City.....Zone.....State.....

# "The Best Seat in the House"



Whatever the budget, the obvious quality, the quiet beauty of Church Seats will appeal to your client. And you can assure him they'll retain their gleaming, attractive appearance indefinitely. Insist on the best. Specify Church Seats by name. The first cost is the last cost.



No. 840  
Church Regal Seat

## Church Seats

C. F. CHURCH MFG. CO. HOLYOKE, MASS.

Division of AMERICAN RADIATOR & Standard Sanitary CORPORATION

Serving home and industry: AMERICAN-STANDARD • AMERICAN BLOWER • CHURCH SEATS • DETROIT LUBRICATOR • KEWANEE BOILERS • ROSS HEATER • TONAWANDA IRON



*it's easy  
if you know how*

As versatile as stainless is, you may find it difficult to apply stainless steel to your job unless you know which stainless analysis you need. That's why Crucible, pioneers in the development of this specialty steel, makes freely available to you an alert metallurgical staff. These engineers and metallurgists can show you which stainless analysis is best suited for your application. And how Crucible Stainless can be applied for maximum satisfaction.

Take full advantage of Crucible's half century of specialty steel leadership — leadership based on a keen devotion to detail . . . on every Industry-posed problem . . . whether the order is in tons or pounds. When you think of stainless . . . call in Crucible. CRUCIBLE STEEL COMPANY OF AMERICA, Chrysler Building, New York 17, N. Y.

**CRUCIBLE**

**first name in special purpose steels**

**STAINLESS STEELS**

*fifty years of Fine steelmaking*

STAINLESS • HIGH SPEED • TOOL • ALLOY • MACHINERY • SPECIAL PURPOSE STEELS


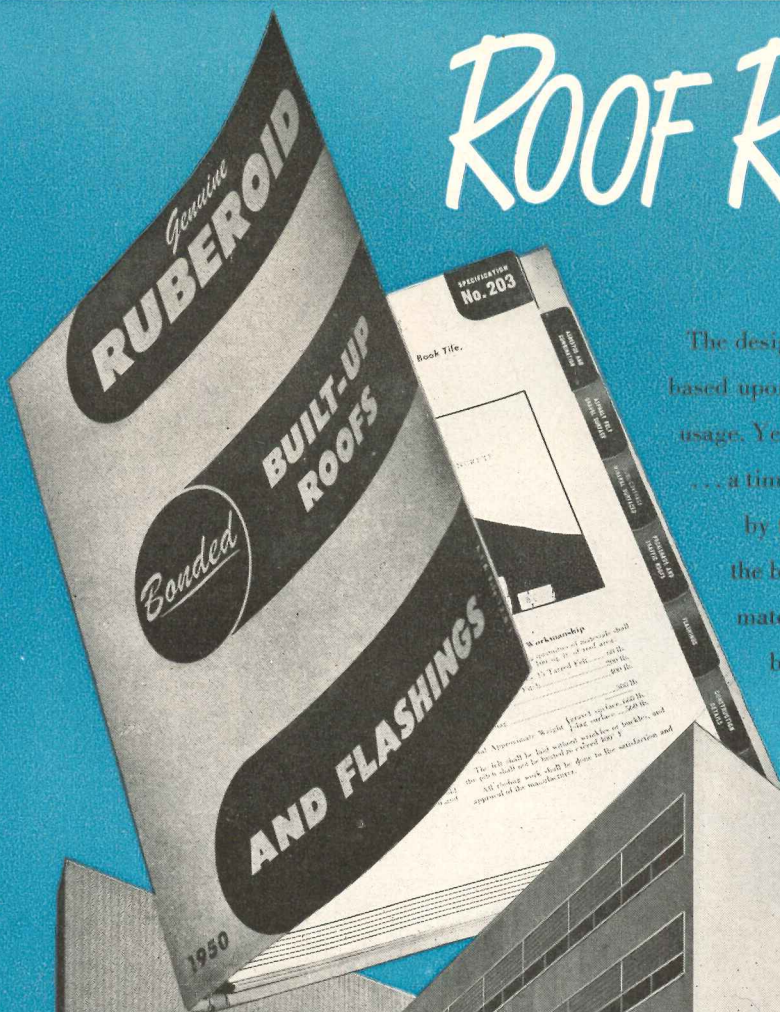
# ROOF RECIPE

BY RUBEROID

The design of this structure is strikingly original . . . based upon a scientific approach to environment and usage. Yet the choice of a roof was a simple operation . . . a time-tested Ruberoid specification was selected by the architect, Harris Armstrong, to provide the best in roof service and protection. Ruberoid materials and specifications are well supported by a background of more than half a century of *proven performance* of Ruberoid roofs.

Ruberoid is proud to have participated in the development of this outstanding monument to the famous "Magic Chef" trademark.

The handsome new Administration Building of American Stove Company in St. Louis combines modern design with a high degree of physical efficiency . . . a fitting headquarters from which to conduct the business of making more housewives happy with Magic Chef gas ranges.




The **RUBEROID Co.** built-up roofings

Building Materials for Industry, Home and Farm • Executive Offices: 500 Fifth Ave., New York 18, N. Y.

**THE RIGHT ROOF FOR ANY JOB — FROM ONE SOURCE!**  
Ruberoid makes every type of built-up roof—Smooth Surfaced Asbestos, Coal Tar Pitch with gravel or slag surfacing, and smooth or gravel-and-slag surfaced Asphalt . . . in

specifications to meet any need. Ruberoid Approved Roofers are not prejudiced in favor of any one type. You are assured of centralized responsibility, smoother operation, uniform quality with Ruberoid built-up roofings.

Sales Offices: Baltimore, Md., Bound Brook, N. J., Chicago, Ill., Dallas, Tex., Erie, Pa., Millis, Mass., Minneapolis, Minn., Mobile, Ala.



# TEATRO CULTURA ARTISTICA

*São Paulo, Brazil*

*Associate Architects*

*F. A. Restalozzi*

*Roberto Cerqueira Cesar*

*Rino Levi, Architect*



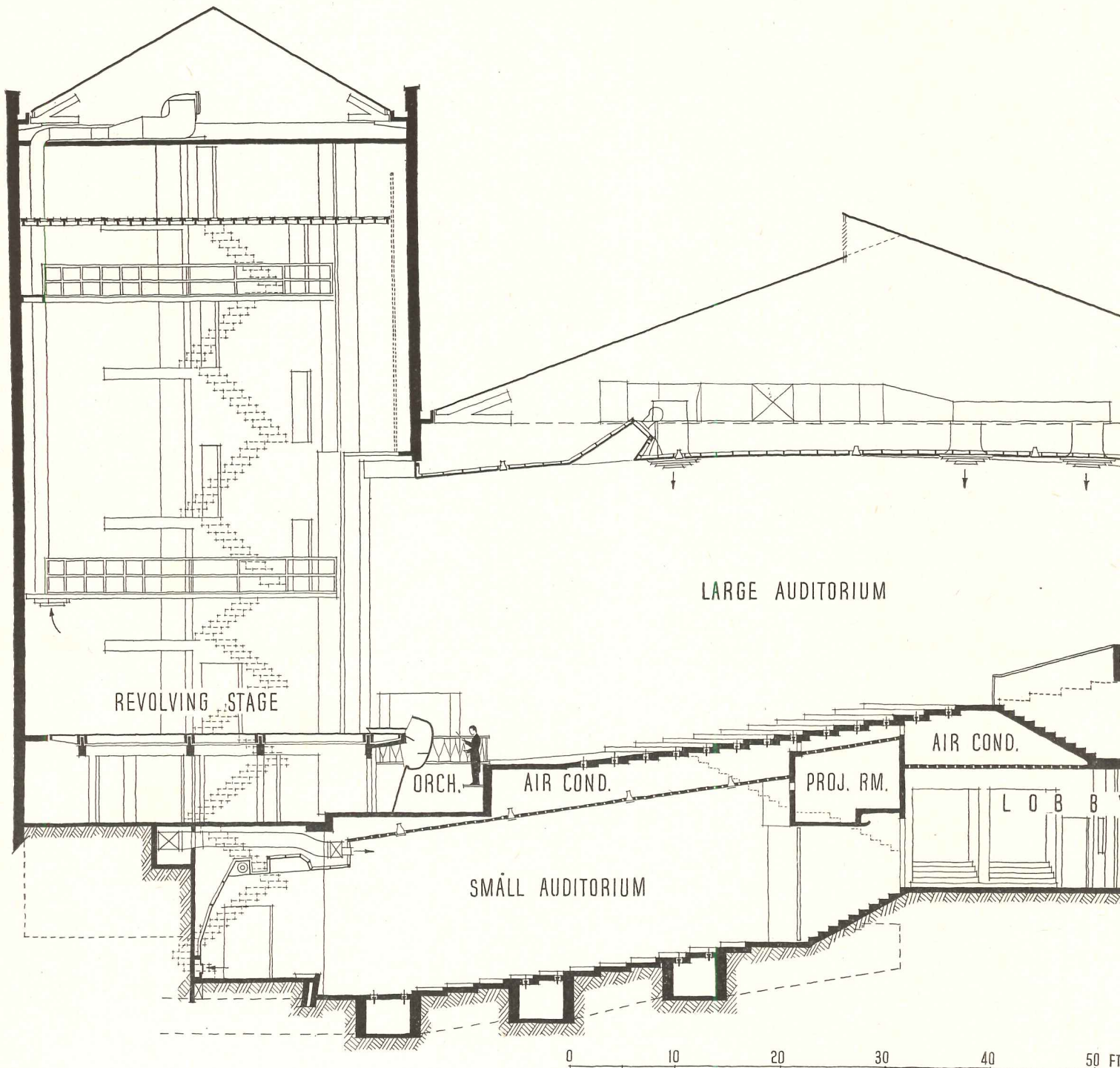
Sjoerd de Boer Photo

**E**VEN A HASTY GLANCE at the photo above reveals the main problem confronting the architects of this new São Paulo theater. The site is small and irregular in shape and located in a crowded section of the city. On it the owners, the Sociedade de Cultura Artística, required a building housing two auditoriums very difficult in size, an exhibition gallery, offices and shops. The solution obviously was to superimpose one auditorium upon the other, and to sandwich the exhibition gallery between them.

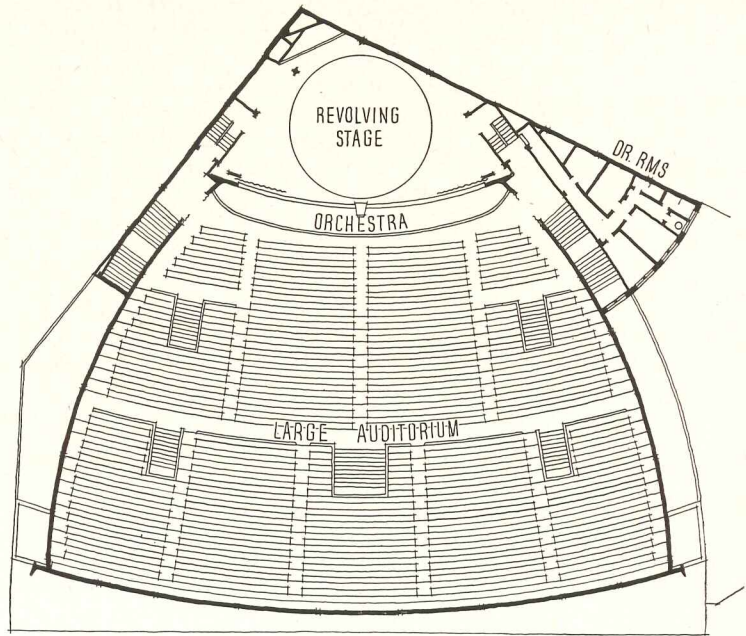
The smaller hall was placed partially beneath ground level (see section, next page) to permit one entrance lobby to serve the entire building. Audience circulation was controlled by providing separate exit stairs and corridors close to the side limits of the site, reserving the five front stairways for incoming patrons. Each auditorium has its own stage dressing rooms and air conditioning system.

Since the smaller auditorium is intended only for concerts and lectures, no provision for scenery shifting was necessary. The larger hall, however, not only has a fully equipped stage house for vertical shifting but also a revolving stage 34½ ft. in diameter. For special productions needing additional space, the floor of this stage can be enlarged temporarily to cover the orchestra pit; the footlights and the prompter's box, therefore, are movable. The stage curtain (see page 89) is circu-

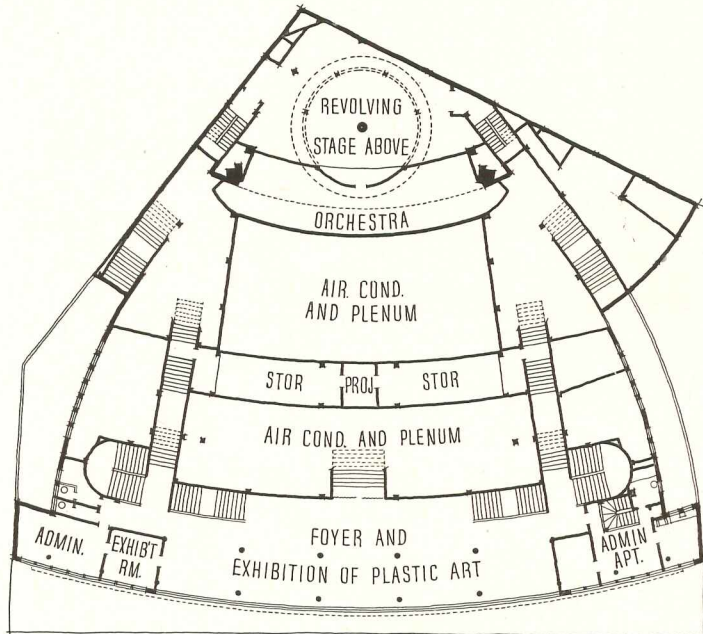
lar and metallic, operates mechanically in case of fire. Acoustical control was achieved almost entirely by selecting shape and volume to get desired reverberation times. The volume was changed by test calculations until the proper ceiling height had been determined. Acoustical material was used only on the rear wall of the larger auditorium where it was considered essential to prevent a delayed return of sound to the section near the stage.



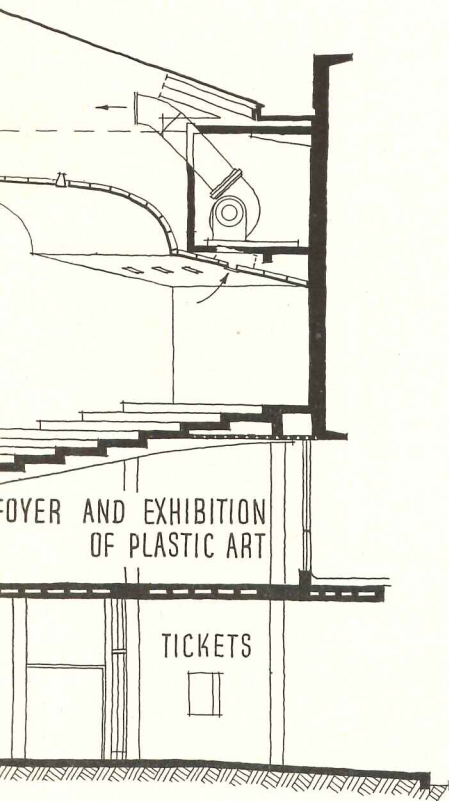
The two auditoriums are quite different in shape, but the seating plan of the smaller exactly matches the lower two center sections of the larger. Each hall has its own air conditioning system, planned for both winter and summer use; air is brought in at ceiling level through gratings and circular air diffusers and removed by under-seat exhausts



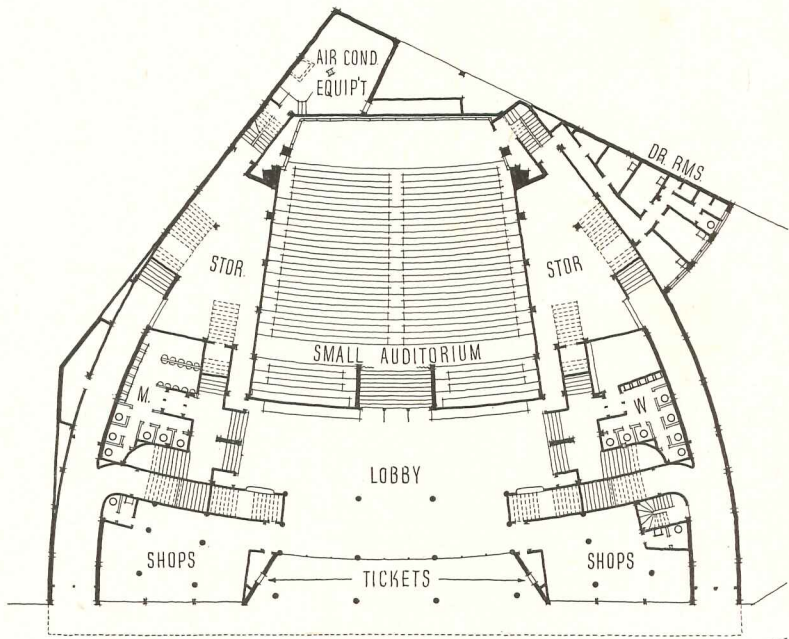
UPPER FLOOR



INTERMEDIATE FLOOR



SECTION



LOWER FLOOR (STREET LEVEL)


0 10 20 30 40 50 FT



Leon Liberman Photo



Sjoerd de Boer Photo









The limited site, the architects comment, permitted expression of the "importance and purpose" of the building only on the street facade. Here a huge glass mosaic (157½ ft long, by 26 ft high) lends dramatic interest to the entrance; designed by the painter E. Di Cavalcanti, it was executed in São Paulo. Beneath it is the curving glass wall enclosing the exhibition lobby on the intermediate floor (left). The large auditorium (two photos above) seats 1560, is used for both concerts and theatrical performances. Revolving stage (right) has wooden frame, several trap doors. Metallic curtain runs on semi-circular course, closes mechanically in event of fire. Exits close to stage are used between performances, lead directly to street. Width of stairways and entrance and exit corridors was worked out on ratio of about 40 ft per 100 people


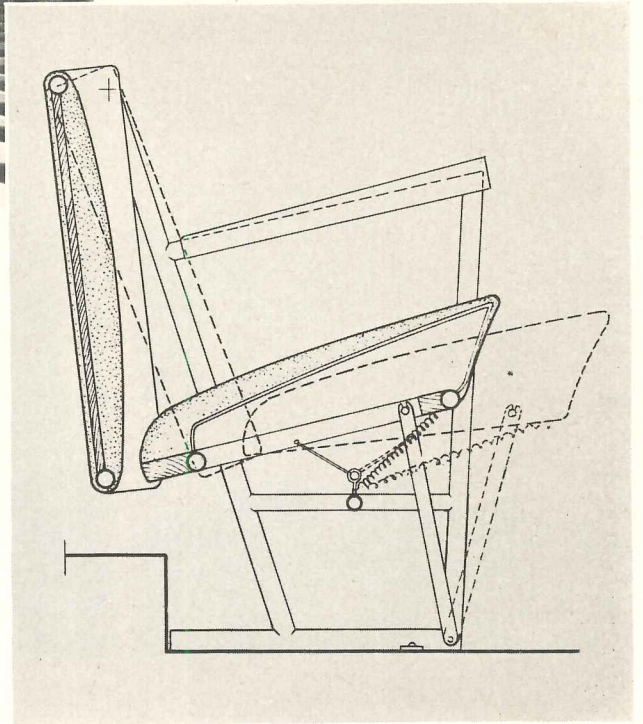
Curt Photo





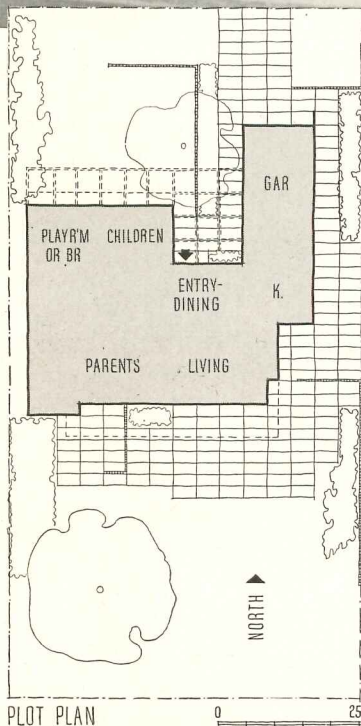
Sjoerd de Boer Photos

*Small auditorium seats 458, is used for chamber music concerts, lectures, etc. Both halls use special seats (right) designed by the architects to permit more convenient passage between rows; the seat swings back out of the way when its occupant leans forward, eliminates necessity of jumping up and down*





Large photo (of model) Louis Checkman; small Ezra Stoller



## DESIGNED FOR SUBDIVISIONS

*Museum of Modern Art—Woman's*


*Home Companion Exhibition House*

*Gregory Ain, Architect*

*Joseph Johnson & Alfred Day, Collaborating*


**I**N EVERY subdivision some lots don't sell well; perhaps they're small, or poorly oriented, or oddly shaped. In truth, such lots predominate; they are the "average" situation, and it is this problem which New York's Museum of Modern Art and the magazine *Woman's Home Companion* jointly put up to Gregory Ain (photo at right). They wished to demonstrate the suitability of contemporary architecture for such a site. Ain has had considerable experience, in the vicinity of Los Angeles, in working with speculative builders. Program requirements for this house included: lot 60 by 120 ft.; one floor, 3 bedrooms, 1½ baths; compact, flexible plan organized to suggest spaciousness, suitability for standardized subdivisions but without the usual monotony. The 1420-sq-ft house, which may be built in a number of cities, is expected to cost from \$15,500 to \$19,500.

Homer Page Photo



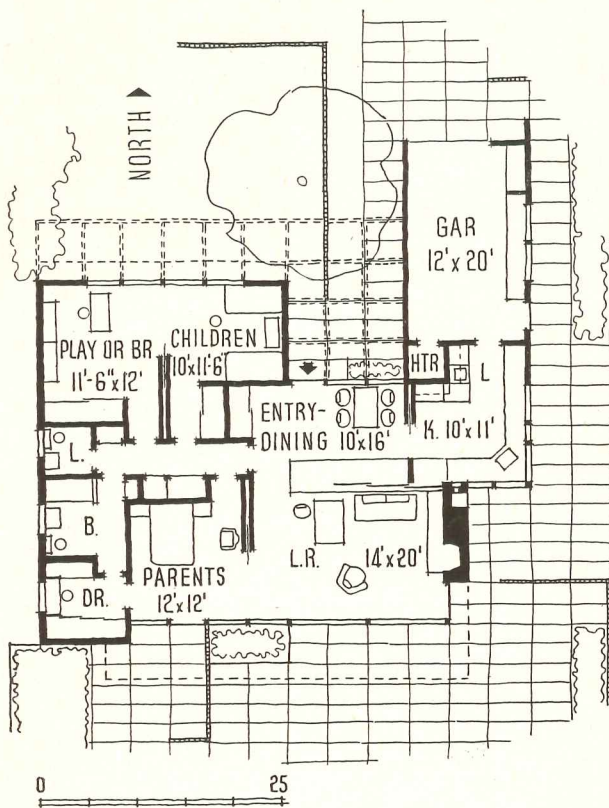
EXHIBITION

HOUSE



Louis Checkman Photo


Left, model; below, as built



Lower panels of glass wall in dining space are intended to be translucent patterned glass in an actual subdivision; for exhibition clear glass was used



*Using conventional materials and construction techniques, the designers have produced a house of unusual spaciousness and flexibility. The parents' bedroom — or library-study-guest room — can become part of the living room; the children's suite can be two bedrooms, bedroom and playroom, or parents' room and child's. Even the kitchen can be opened to the living room, a facility sure to be appreciated in the course of after-dinner entertaining, by sliding aside the panel over the long case which is used instead of a wall to define space. Another refinement, appropriate where waste collection is a problem: the incinerator built into the chimney, accessible from kitchen and terrace*



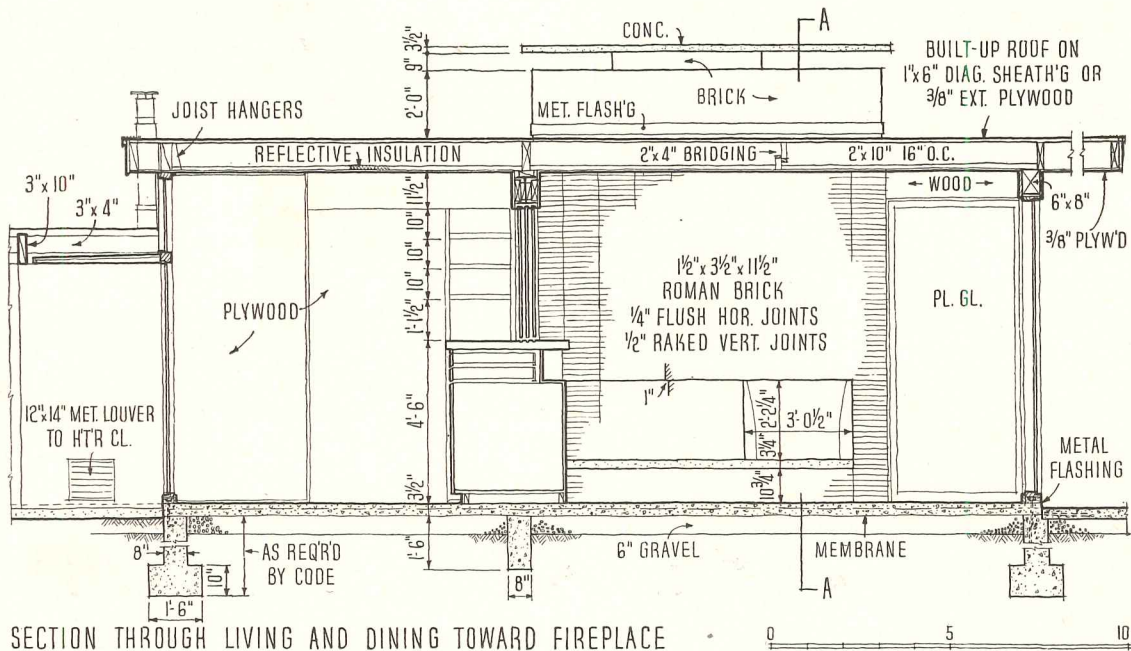
Ezra Stoller Photos



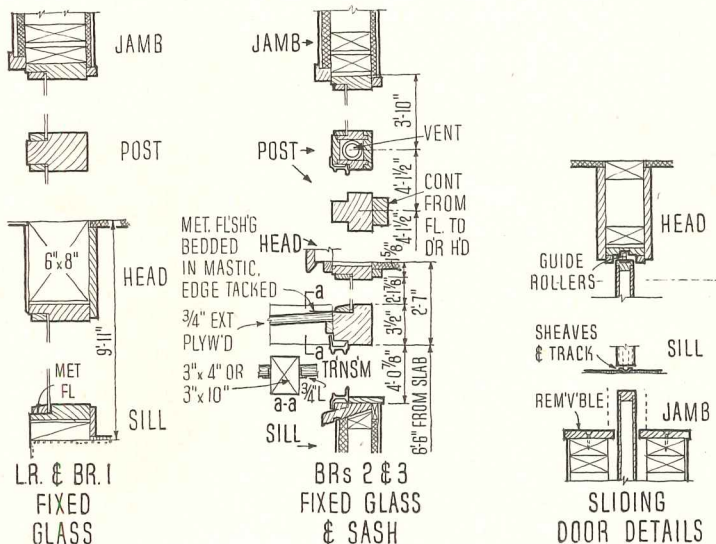
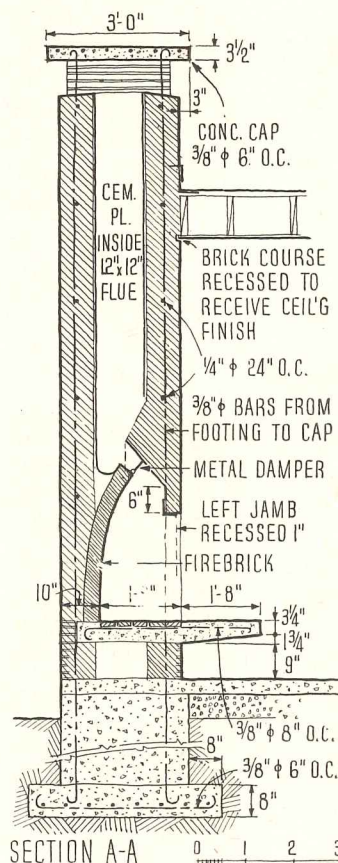


Ezra Stoller: Pictor

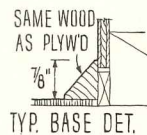
L-shaped kitchen, close to "front" door, also opens to garage; laundry equipment is accommodated at one end




SECTION THROUGH LIVING AND DINING TOWARD FIREPLACE




Details demonstrate the ingenuity with which standard materials and techniques are employed to produce a livable house. For example, the base (detail below), the ultimate in simplicity, covers the joint satisfactorily, keeps furniture or vacuum cleaner from marring the wall, avoids the heaviness of the usual form, reduces cost, yet construction is quite conventional dry wall, with striated plywood on the exterior

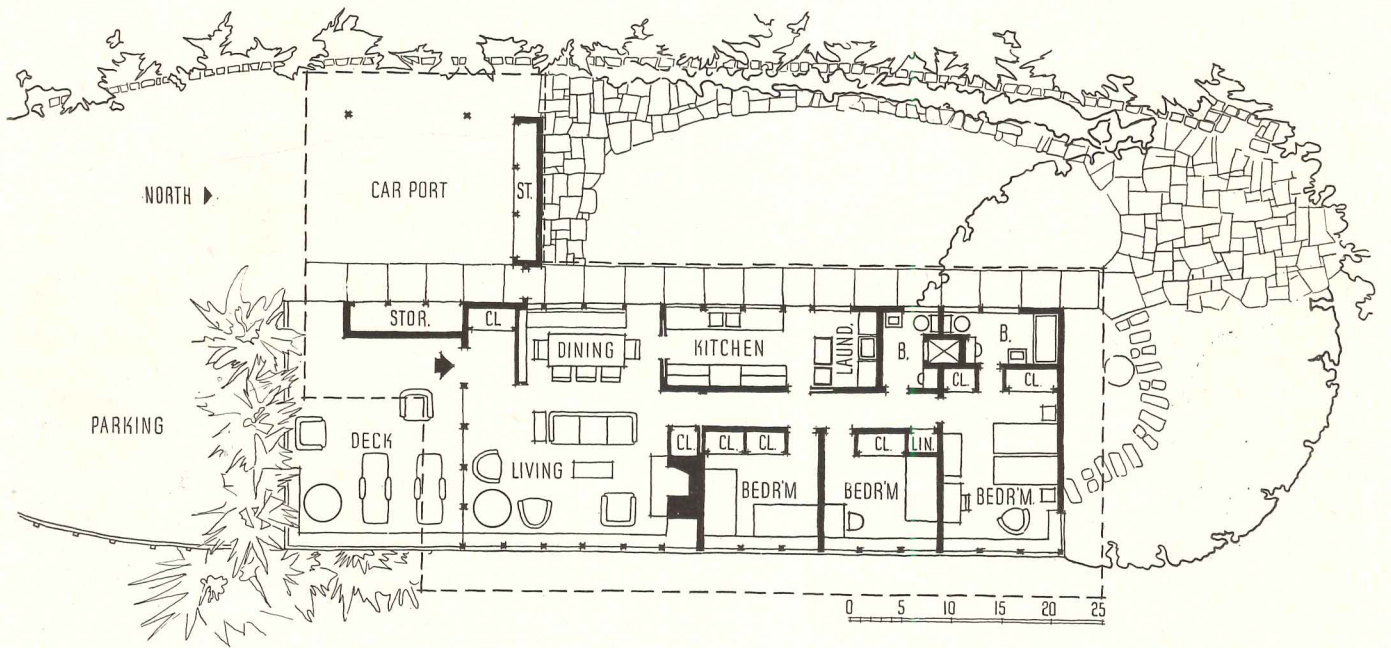



Top, parents' room; right and below, children's suite, with one room set up as a playroom. Note pull-down lamps, strategically placed. House is built on a concrete slab, has floor radiant heating, is conventionally framed with 2 by 4's. A steel member supports roof framing over living room. Sheathing and all interior wall surfaces are plywood (interiors might be gypsum board). Walls and roof have reflective insulation which also serves as vapor barrier. The built-up roof is covered with white granite chips to reflect sun heat. Interiors and furnishings were selected by the Department of Architecture & Industrial Design of the Museum of Modern Art; Philip C. Johnson is Director of the Department; Natalie Hoyt is Coordinator for the Exhibition House. Builders: Murphy-Brinkworth Construction Corporation




Ezra Stoller Photos





Rondal Partridge Photo





# BUILT OUT FROM A HILL

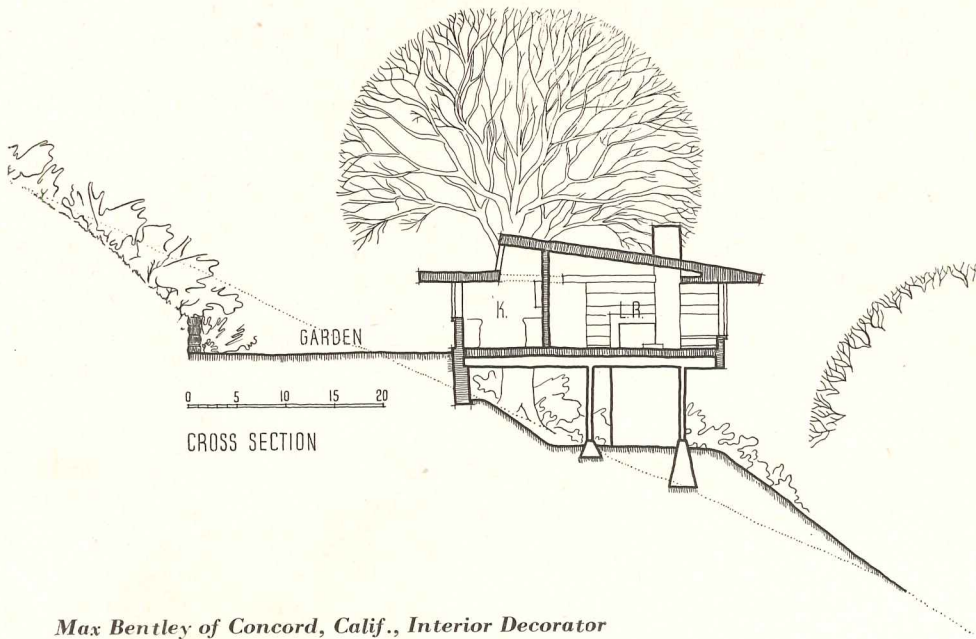
*Residence of Mr. and Mrs. Gaston J. Ley*

*Lafayette, Calif.*

*Fred Langhorst, Architect*




THE SITE which in a sense this house does *not* occupy (it is built out from the hill, on posts) centers on a long, level graded area cut from the hill. Location of the entrance drive and carport at the south end of this plateau permitted the utilization of the entire level area for a sheltered garden, not yet planted in the photo opposite. The carport itself is used to shield the garden both from arriving guests and from summer and winter winds. An open deck at the southeast corner of the house serves as an entrance porch and flows visually into the open living room. Kitchen and bath are on the west side of the house; living room and all three bedrooms face the view.





The house, built on posts, seems to reach out from the steep hillside toward the dramatic view of valley and mountains. Diagonal bracing required for earthquake resistance is incorporated into the horizontal plane of the floor and transmitted to west retaining wall. This leaves under-house area free and open for use; bedrooms may be added here in the future. Two-element roof adds interest to house profile, permits contrast of scale in interior between low-ceilinged entry and dining area, lifted ceiling of living room

*Max Bentley of Concord, Calif., Interior Decorator*

Rondal Partridge Photos



The random-width horizontal cedar siding of the exterior carries inside throughout the dining and living areas, where it contrasts with the brick fireplace and plastered ceilings. High dish shelves separate the entrance hall from the dining alcove on the west side of the living room. Lighting is indirect, from light shelves; at night, says the architect, it "creates a lifted ceiling effect, or vertical space-extension, and compensates for the horizontal space-extension which is lost when the window drapes are drawn." Radiant heating coils are in the ceiling.




# BETTER SCHOOL LIGHTING WITH CEILING LOUVERS

THIS is the first completed school using Lyndon's large ceiling louvers described in the RECORD in January, '47. Several others have now been completed and exhaustive tests have been made. The louvers, on the south side, bring in strong light at the interior side of the classroom, but block the direct rays of the sun. The curve of foot-candle readings (page 103) is quite flat and the readings, taken in February, are unusually high.

Apperson Street School, Los Angeles

*Maynard Lyndon, Architect*

Merge Studios Photos



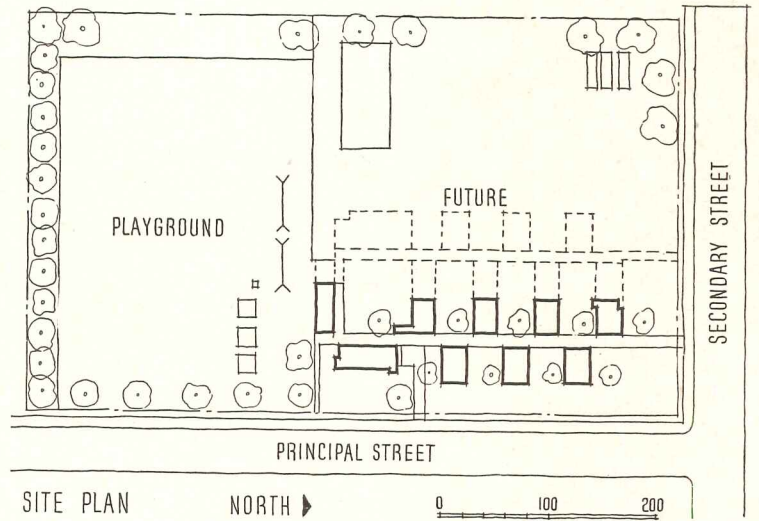
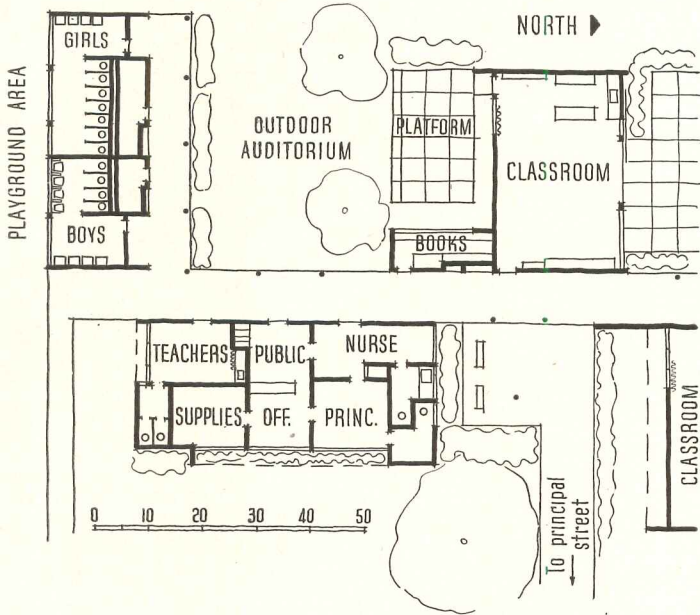

Actually the light is better in the interior than at the north wall, which is virtually all glass.

The south wall of each classroom has one glass-wall section, designed deliberately to allow some southeast sunlight to enter the classroom in the morning, mainly for psychological effect. Curtains can be drawn when the class is at work. Then the louvered lighting obscures a direct view of the south sky from any place in the classroom.

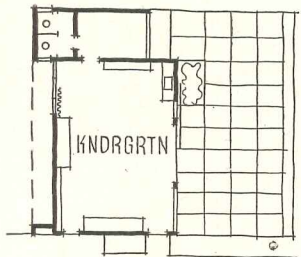
Mr. Lyndon points out that the louvers are economical and easy to install, and may be lifted out for repaint-


ing. Also that the large opening makes it possible to operate the clerestory windows without special mechanism. There is nothing for the teacher to bother with or adjust for control of the light.

Corridors at this school, Apperson, run north and south; classrooms are staggered along this open corridor. Classrooms here are 24 ft wide. The same type of room was used at Meiner's Oak, Ojai, with east and west corridors and classrooms 30 ft wide; and again at Oak View, Ojai, with 30-ft classrooms and north and south corridors.





*Classrooms at Apperson are staggered along a north and south corridor. Large ceiling louvers control light on south side; north has all-glass wall. Outdoor classrooms paved*

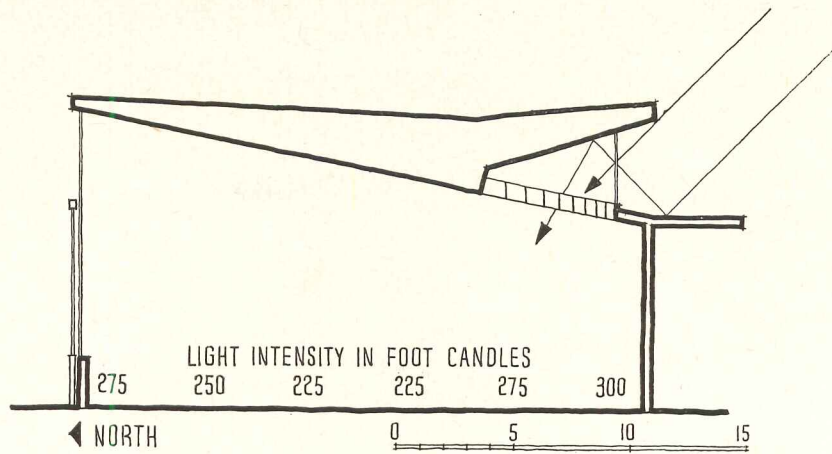




Merge Studios Photos

*Corridor columns in fire-engine red accent sharply with the monotone of concrete. Below: each classroom has a sunshine window in the south wall, with drapes*








*The photograph bears out the message in the diagrammatic section above — the classroom is actually lighter on the "inside" than on the window wall. Notice that besides giving a very "flat curve" the foot-candle readings are extremely high. The readings were made at noon on a day in February*



# COUNTRY SCHOOL MODERN VERSION

R-9 School, Cowley County, Kansas

*Ramey, Himes and Buchner, Architects*






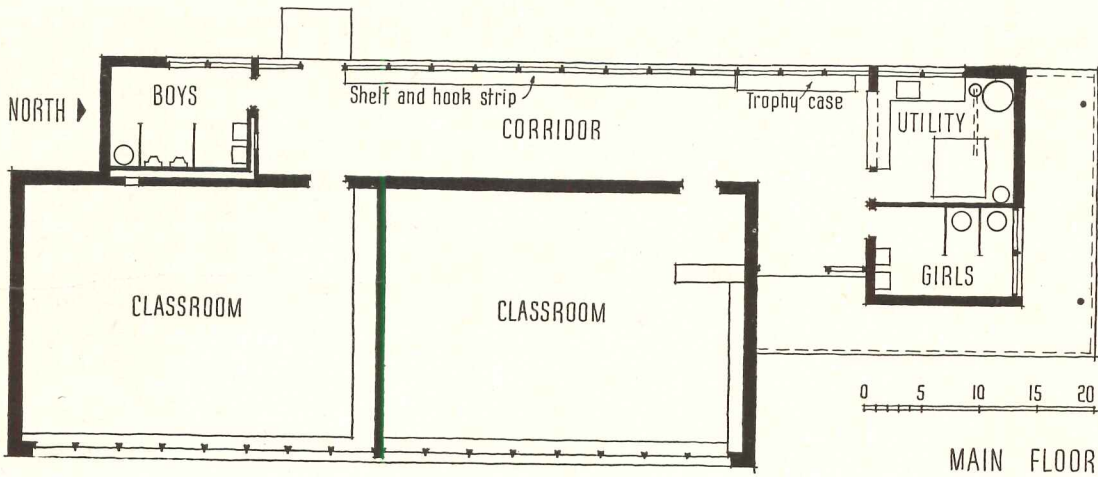
THOUGH it required some salesmanship on the part of the architects, here is an exemplary result for a typical problem. Three school districts, each having an outdated one-room school, were consolidated, as in many another rural county. But the refreshing design and bilateral lighting required some demonstration; the architects finally built a scale model to show its merits. Now the township citizens are extremely enthusiastic about their new structure.

Plans originally called for a fieldstone for the exterior, but a local cut stone was used as it was cheaper. This

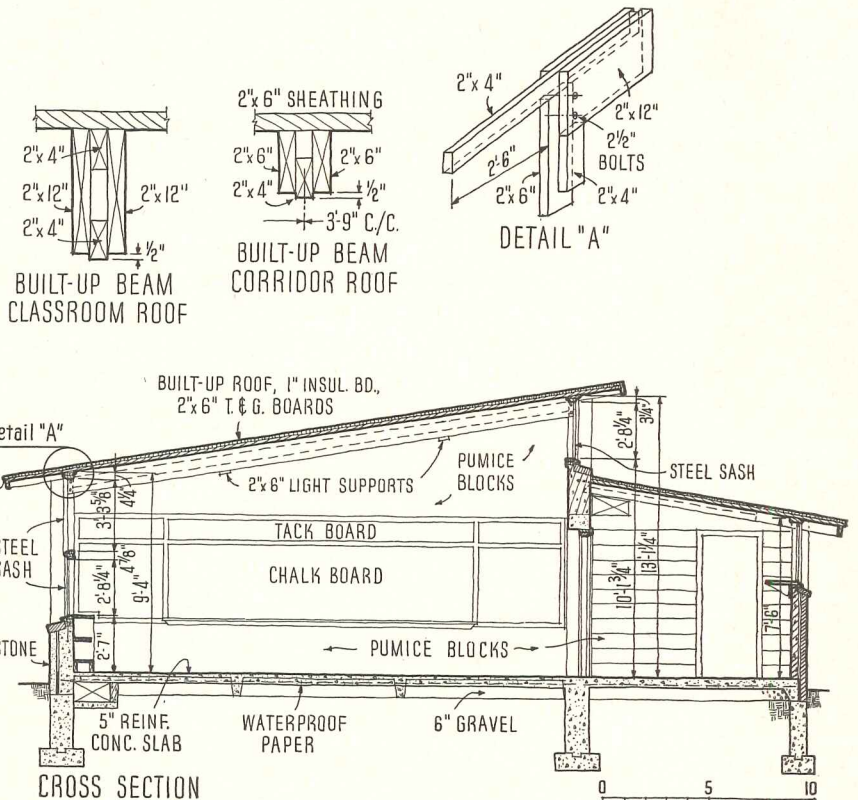
stone, a light yellow beige in color, contrasts well with the red common brick on the corridor and service side. Exterior doors are painted a strong blue-green.


Interior pumice block in the corridor is left unpainted. Classrooms are painted in greens, yellows and beige. Chalkboards are green glass, tackboards are natural cork.

Structural system employs simple built-up wooden beams (details below), which, with the roof boards, are left exposed for the classroom ceilings; fiberboard insulation, 1 in. thick, above the roof boards.



Beams over the classrooms are built up of two 2 by 12's, and two 2 by 4's assembled as in the detail below. Over the corridor a similar beam uses a single 2 by 4 and two 2 by 6's






1



2



3

# INDUSTRIAL RESEARCH LABORATORIES

*ARCHITECTURAL RECORD'S  
BUILDING TYPES STUDY  
NUMBER 163*



4



5

# PLANNING THE SCIENTIFIC LABORATORY

By Charles Haines

*Voorhees, Walker, Foley & Smith, Architects*

THE end of the war brought into sharp focus industry's need for research facilities. Industry found itself called upon to produce the products and economies that wartime researches had promised.

It has been generally conceded that ideally the research facilities should be separated from, but not too far from, the main manufacturing plant of the organization. Proximity leads to relying upon the research organization for the solution of many product control problems that can be more economically handled by the operating personnel. The main objectives should be the development of new processes and new products. Conversely, it is believed by the heads of many organizations that too great a separation is not only inconvenient but tends to have the research people fail to "keep in touch."

Usually, adjacency to the main plant means some interference with the work because of noise levels, vibration of industrial traffic, and smoke and dirt nuisances. Also there is often a lack of land upon which to expand and provide the necessary special type of auxiliary building.

Another need that frequently has been expressed is the desire to be located near some large university. Such an arrangement has the dual advantage of facilitating cooperation between the research organization and the university staff on special problems, and making easily available special courses and advanced study to the research personnel.

Finally, existing buildings seldom can be found that will provide the flexibility that is almost universally demanded. Flexibility is readily incorporated in new buildings without measurable increase in cost. Actually, if the design is approached with care and understanding, flexibility can reduce the initial cost, by reducing the quantity and scope of services that otherwise might have to be installed in such a building.

Dr. H. H. Race of the General Electric Research Laboratory stated the case for flexibility well when he said, "If there is one thing we know, it is that we do not know now what we will be doing ten years from now. . . . Furthermore, the project method of attacking research problems requires the efforts of individuals having many kinds of specialized training. Flexibility in personnel assignments is necessary in order to focus on a particular job at a particular time the required physical, chemical, metallurgical, or other specialized knowledge."

Research laboratories are fundamentally one of the more expensive types of modern commercial construction, for several reasons. In the first place, many phases of research require unusual and variable states of air conditioning. Special furniture, fume hoods,

1. Sinclair Refining Company research and development laboratory, Harvey, Ill., The Austin Company, engineers and builders.
2. First unit of General Electric Company research laboratory, Schenectady, N. Y., Voorhees, Walker, Foley & Smith, architects.
3. Firestone laboratory, Akron, Ohio, Voorhees, Walker, Foley & Smith, architects.
4. Standard Oil of Indiana research laboratory, Whiting, Ind., Holabird & Root & Burgee, architects.
5. Esso Standard laboratory and office building, Baton Rouge, La., Voorhees, Walker, Foley & Smith, architects.
6. Esso research center, Linden, N. J., Voorhees, Walker, Foley & Smith, architects

Photo credits: 1 and 4, Hedrich-Blessing; 2, 3, 5 and 6, Sigurd Fischer



6

cabinet work, compact storage facilities, and similar furnishings are a major item of expense. Thirdly, there are the many services which must be brought to the laboratory bench, and all services must be arranged to be easily installed in all of the laboratories. Again, the structure itself is more costly because of the addition of service shafts, slots, service trenches and provision for attaching quite heavy loads to all laboratory partitions. Finally, a laboratory demands built-in safety features, such as safety showers, additional exit facilities, automatic fire alarms, special grounding systems, and in many instances explosion-proof outlets and fixtures.

It follows that early obsolescence of such a structure is also very costly. In order to minimize obsolescence, the time required to plan should be utilized fully; the structure and other materials should have a long useful life; the planning of the building should represent the latest thinking, but it should not include fads for the sake of modernism; a rational program of expansion should be included even if the current thought of the owner indicates little likelihood of such expansion; and the amenities must be given careful consideration. Too often tomorrow's buildings are designed today to provide for yesterday's needs.

Five of the steps in the design of research facilities will be discussed. These are:

1. The development of the program.
2. The selection of basic conveniences.
3. The derivation of the module.
4. The planning of the building.
5. The development of the structural, mechanical and electrical systems.

### *1. The Development of the Program*

Prior to any drafting or design, the program should be fully developed. Basically this should consist of a survey of existing facilities, visits to other similar laboratories, the development of the requirements, and a fairly detailed report.

Most clients will present the architect with the cost of the project, the net area required, or the gross area, or description of the facilities to be designed, and the number of people to be accommodated. The doctor arrives and finds that the patient has not only diagnosed his ailment, but has prescribed the remedy, and little is left but to effect the cure. Certainly it is the owner's prerogative to determine the amount of money to be devoted to the project. He alone knows how many people he intends to accommodate. However, the need may not be consistent with the cash available. The resolution of these two opposing forces can be accomplished most readily through the development of a program. Most other buildings can be designed directly with only a few basic requirements as to type of construction, size, a site survey, and the amount to be spent, but not laboratories.

Architects are familiar with the difficulties arising out of designing a house to fit the size of the husband's pocketbook and meeting the needs and desires of his

wife. The laboratory client keeps a harem! The client's building committee usually represents the men with the purse strings. Shortly thereafter the real occupants of this house start to appear — the scientists, the technical service men, the head of shops, the administrator, the safety engineer and the operator. These groups are all alive and alert to the ideas that will simplify their particular problem, a good many of which necessarily will conflict with the interests of the others, and all having a great deal to do with the ultimate cost of the project.

It then becomes apparent that a little time spent in carefully analyzing the problem will save many man-days of drafting time and repeated revisions during the drafting stage.

The architect can help immeasurably in assisting the self analysis that is required to prepare the program.

Questionnaires and physical inspection are the recognized method of rapidly determining the needs. If there is an existing laboratory, and there usually is, the survey of this facility is exceedingly important.

While nearly all research laboratories present the same general problems, a good solution to the design of one will most certainly not fit all and may not be entirely suitable to any other. The chief variables are the type of research being conducted and the organization of the work. As a consequence an organization chart of the existing personnel is important. In comparison with this, a chart should be prepared showing the departments to be expanded and the numbers of personnel to be added.




A survey of the net area devoted to each of the various functions should be conducted. This survey should describe briefly the dimensional and other characteristics of the space. The special facilities and number of people occupying the space should be listed. By inspection of the space and interview of the occupants, an attempt should be made to evaluate the degree of crowding and the need for facilities not now provided.

A separate survey should be conducted on utilities. The data to be obtained should be the source, characteristics, amount used in the laboratories or for process work and available existing capacity.

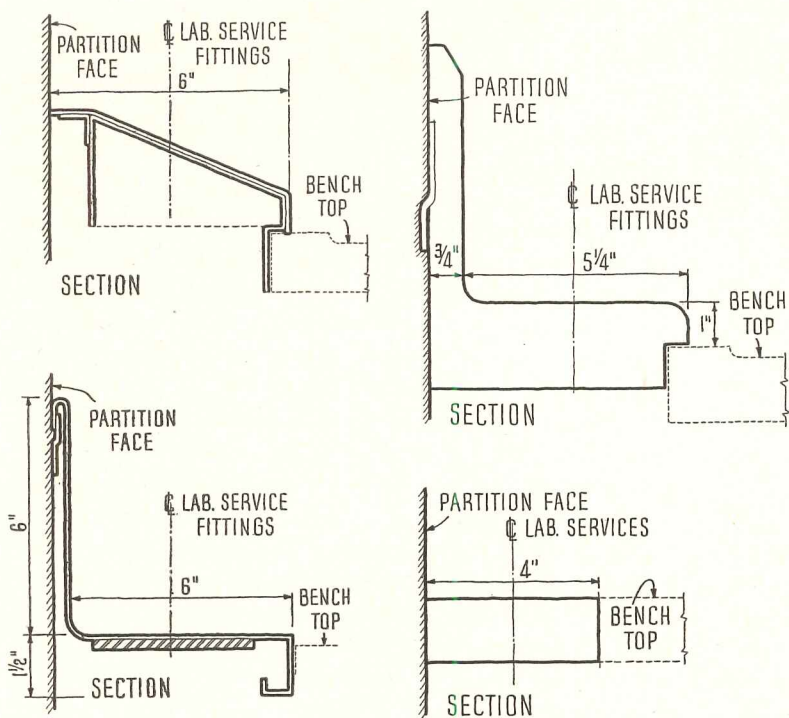
Visits to other similar laboratories are quite helpful. But they should not be made until some of the survey work has progressed, as the full value from such visits can be obtained only if there is sufficient background to compare and evaluate the advantages of the various laboratories.

At this point an intelligent development of the requirements may be made. The space survey is evaluated for satisfactory working conditions. If overcrowding is apparent the net area per person should be adjusted, then an approximate required total area obtained for each department in the organization chart and for each type of space encountered in the space survey.

At this stage an opinion as to the probable cost can and should be expressed. This educated guess should not be dignified with the term "estimate." At least an indication can for the first time be given as to the



Service strips in photos and details. Photo upper left shows stainless steel service strip in General Electric Laboratory; upper right is carbonized wood service strip in Bell Telephone laboratories, Murray Hill, N. J., Voorhees, Walker, Foley & Smith, architects. Lower photo, drains and piping below service strip at Tennessee Eastman lab, Kingsport, Tenn., Allen N. Dryden, architect. In the details, the service strips with lip projecting over bench top are better for chemistry labs, those with flush joint more commonly used for physics laboratories



general direction of the expenditure. It is better to prepare this kind of cost data than to provide estimates from inadequate drawings, as they probably are as accurate. Much effort and design cost can be saved if the requirements are evaluated in terms of dollars while the needs are somewhat flexible.

The "guesstimate" can be made up in the following subdivisions:

**Building**

Utilities (including additions or new facilities for steam, power, water and sewage)

Site Development (roads, landscaping, fences, walks)

Occupancy (laboratory furniture, laboratory services within labs., installation of owner's special equipment, furnishings for special spaces)

Auxiliary Buildings (gate house, pilot plants, garage).

The opinion as to the cost of the building can be determined by assuming that the net area will be approximately one half of the total gross area, and multiplying this by a suitable factor for the cost per sq ft of gross area. Research buildings vary in the per cent of

net area to gross area from 40 to 60. Such a wide variation would appear to have a much greater effect on cost than it actually does. It usually happens that when the gross area is kept to a minimum, by eliminating basement area and reducing the building equipment space, the unit cost per sq ft rises rapidly and inversely. Most low cost guesses originate from failure to be conservative as to the total gross area of the building.

**2. The Selection of Basic Conveniences**

Before the space module can be determined, or really any of the structural, mechanical or electric basic decisions made, it is necessary to examine the basic conveniences of the laboratory.

Then follows determination of the method of running services within the laboratories; the selection of the fundamental furniture type; the decision as to the typical arrangement of furniture with respect to fenestration; the determination of the typical aisle width and development of policy and layout with respect to desk space within the laboratory. All of these, of course,

have many alternatives and exploration of all of the possibilities can run into thousands of combinations. Presentation to the owner of a few chosen alternatives without regard to the other variables, probably will bring about quick acceptance of the several more desirable solutions.

Where laboratories require drainage, the most frequently used method of distributing services is the so-called service strip. This system consists of racking the service lines below the surface of the laboratory bench. At intervals suited to the convenience of the laboratory worker, but on repetitive centers, short risers extend from the branches upward through a flat or sloping mounting for the laboratory fittings. This mounting of service strip may consist of anything from a simple rectangular section of hard wood supported from the wall on shelf brackets, to complex stainless steel sloping sections.

This arrangement of piping requires 4 in. to 8 in. of width, if large cup sinks, each with its own trap, are required.

The laboratory furniture under this service-strip system is not permanently attached to the services, and may have almost any degree of mobility. At locations where it is desirable to omit furniture for the installation of some free-standing piece of laboratory equipment, such as a centrifuge, a rather simple snap-on cover may enclose the service lines in order to maintain neat appearance and ease of maintenance. This scheme of service piping does not preclude the placing above the bench top of an electric plug-in strip, or wireway, nor does it interfere with the use of reagent shelves supported from the wall. It has the additional advantages of flexibility and economy of initial installation, coupled with ease of adding unforeseen services.

Another commonly used method of concealed piping is the attachment of the laboratory services to the back of the furniture. Such a system presents some difficulties in providing support and concealment when it is necessary to break the continuous line of furniture. A seal between the wall and the top of the furniture is not readily obtained, nor can the furniture units be readily rearranged. It should be noted that this method does not materially change the floor area consumed by service piping, inasmuch as the same width of work top, which is cantilevered to receive the cup drains and fittings, must be used as in the service strip method.

The other method frequently employed is the over-bench method. This system is particularly suited in laboratories in which the services are entirely of the dry type — i.e., electric, gas and air — or in which the water and drain facilities are limited to a location adjacent to a wet column. Here the services are merely attached to the wall at standard height above the bench. They usually are not concealed, although they may be by means of a snap-on metallic housing. The laboratory fittings protrude directly from the tees in the lines at predetermined centers. There is an apparent saving in floor area since the work top returns to the wall surface. In reality, there is no substantial saving of floor area,

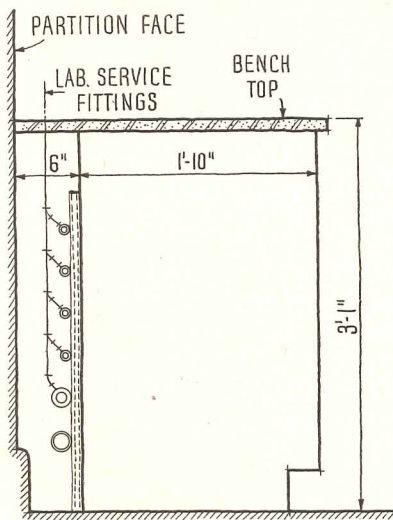
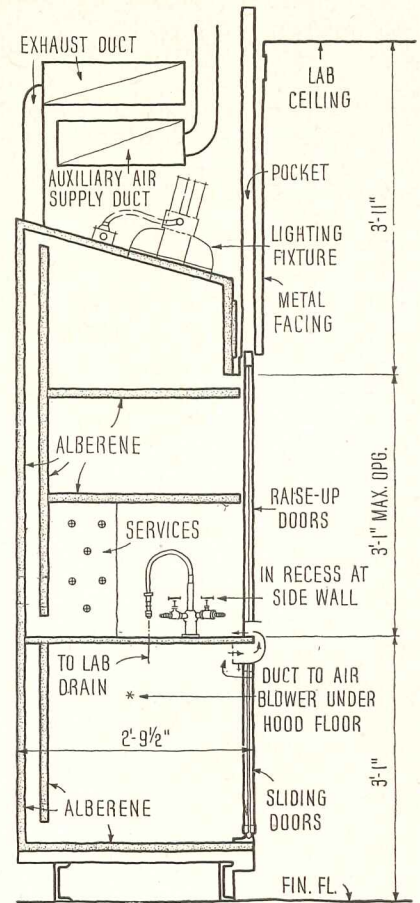
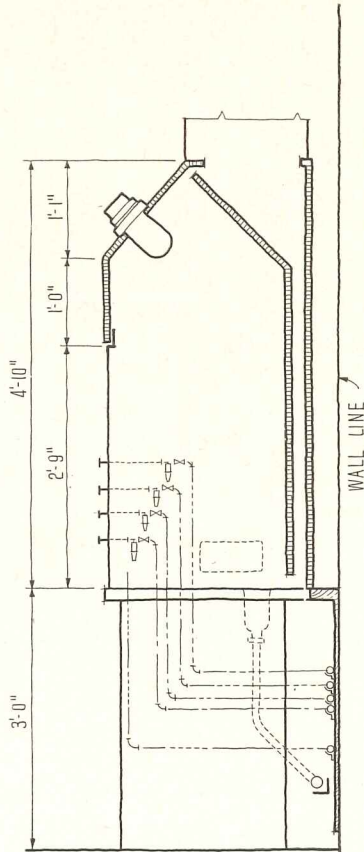
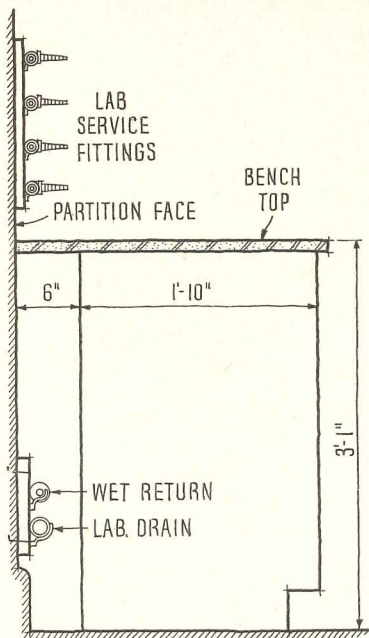
since the rear 6 in. of the top is not available as a work area because of the protruding service fittings. If the service lines are raised to a sufficient elevation to permit the use of the rear portion of the work surface, they become inconvenient, and if a shelf is required above, this is also inconvenient. The number of services that may be installed above a bench top is seriously inhibited.

In the early stages of design development the fundamental furniture types and the approximate size of typical isolated pieces of laboratory equipment should be determined. The width of the working surface has an important bearing on the area of the laboratory. It has been found that in buildings employing service strips a width of 25 in. is usually quite adequate, whereas widths up to 32 in. may be required for the other two piping arrangements. The usual height of bench surface of 3 ft 1 in. has for so long been the accepted standard that this dimension should not be altered without careful evaluation of the possible disadvantages of some other dimension. All of the manufacturers of laboratory equipment make a large variety of drawer and shelving arrangements. Experience will show that in any project, except the smallest, special sizes of drawer units and cupboards may be obtained at little or no additional cost, so long as freedom is permitted for the manufacturer to use the standard depth and other trade practices.

The length of the repetitive furniture unit should be determined at this stage in the design. Both 4 ft and 5 ft have been found to be quite satisfactory. The all-purpose chemical hood is sometimes too small, if restricted to less than 5 ft in width. However, if the client finds it desirable to locate the hood adjacent to the exhaust riser, which is usually at the corridor end of the line of furniture, the width of the hood need not influence the selection of a smaller dimension in length of the other pieces of furniture.

It is desirable to have the repetitive grouping of laboratory fittings bear relationship to the length of the furniture unit. For example, 5 ft 4 in. will work quite satisfactorily as centers for laboratory fittings with a 4-ft furniture unit, thus three sets of fittings would serve 16 ft of bench. Another method is to use 4 ft as the furniture length and 4 ft as the repeat grouping on fittings, but having the fitting groups located on 8 ft centers. In this manner a 20-ft line of benches would have three groups of services with 4-ft blank service strips between, which could be activated in the future if required. It is also desirable to integrate the center lines of wall supports with the fitting groupings and the furniture units.

The fume hood is a necessary and expensive adjunct to research. Present practice indicates a minimum velocity of 75 ft per minute through the hood opening. In hazardous conditions this minimum may well exceed 150 ft per minute. It is thus apparent that one of the major influences on the design of the entire building becomes this determination of the exhaust characteristics. In most prewar laboratories only an exhaust system was provided, the supply air being made up from



Fume hoods above show, left, an inexpensive portable type made of asbestos cement board. One at right above is rather elaborate, is designed for full control of fume hood exhaust in an air conditioned building. Auxiliary air is supplied to the hood; room air is used only when the safety door is raised — a small blower maintains a high velocity blanket of air across lower part of hood to blow heavy gases into exhaust system


Sections at left illustrate two methods of bringing services in without the usual service strip, one above the laboratory bench, one along a panel under the bench top

infiltration. This practice limits the hoods to an inadequate number; places such a strong suction on the room that the doors are difficult to open, makes the laboratory uncomfortable in the winter from partially opened windows or just ignores the requirement of minimum ventilation standards. The increasing use of air conditioning has further complicated the problem of hood design. As the safety engineer raises the minimum air velocity through the hood opening, the scientist finds that the velocities within the hood cause great inconvenience when the hood opening is reduced by lowering the safety shield or door. As a consequence, either the volume of air taken through the hood must be reduced by one of several complex processes, or the air must be by-passed through the automatic opening of a damper in order to reduce the maximum velocity. Usually, in addition to being poisonous, the gases created within the hood may be highly explosive or extremely corrosive. These conditions add to the cost of the hoods the provision of corrosive-resistant materials and explosion-proof fittings and in some cases spark-proof


fittings and materials. It is therefore advisable to examine the nature of the work of the project to find the minimum design acceptable for the bulk of the work and provide special hoods for certain specific uses.

Most current laboratory design places the furniture along walls perpendicular to the exterior wall. This is particularly true in those laboratories with natural illumination. Bench units on the outside wall interfere with the heating facilities and cause some difficulty with respect to running services, making the cleaning of windows inconvenient, and generally violate the concept of good lighting.

The aisle width between rows of fixture units is determined by safety and convenience. As the nature of the laboratory work is fundamentally hazardous, the workman feels somewhat more confident if he realizes that his involuntary reactions, caused by some unexpected happening, will not result in his backing into a more serious predicament. More and more, laboratories are making use of mobile measurement and testing devices, which of necessity must be stored in the aisle



Left: combination of fume hood and steam hood built in together. Corridor air is drawn through grill above door as supply for fume hood exhausts




Hedrich-Blessing Photo

Troffer lighting in a typical lab, Whiting laboratories of Standard Oil; Holabird & Root & Burgee, architects





Nick Lazernick Photo

Left: virus laboratory at Sterling-Winthrop research institute, Rensselaer, N. Y., Thompson and Barnum, architects. Exhaust air from special cabinets is treated with germicidal lamps in exhaust ducts before being discharged



Tennessee Eastman Corporation Photo



Above and right: distillation racks for supporting complicated arrangements of glassware. Above, at Esso research center, Linden, N. J.; right, at Tennessee Eastman laboratories at Kingsport, Tenn.



during their use. Since the use of the aisle except in routine analytical work is usually limited to the one or two occupants of this section of the laboratory, traffic does not require a width greater than that enabling two persons to work back-to-back conveniently. If the aisle is too wide, needless steps and inconvenience are added. The aisle should have a minimum width of 3 ft 6 in. and when the aisle exceeds 6 ft there is usually a waste of space and a decrease in the convenience. From 4 to 5 ft has been found to be satisfactory in most instances.

There is a divergence of opinion as to the desirability of providing desk space within the laboratory. The arrangements vary from providing knee space under one of the standard laboratory benches for convenience in taking laboratory notes, to providing separate desk space for each worker in the laboratory. Sometimes this desk area is separated by partitions from the remainder of the laboratory. The variations in the net area consumed are not great unless it is decided that no desk space is to be permitted for the laboratory technician. Such a policy is not common, even though the desire for utilizing every square foot available for bench work is great. The technician is required to spend so much of his time in report writing that unless these facilities are provided his efficiency suffers. A laboratory layout should be devised that will permit a large number of varying arrangements. It is not as uneconomical to provide separate one- and two-man offices across the corridor from the laboratory as it first appears. As has been stated, the area difference is not great. It can also be seen that if the offices are mixed in with the laboratory space a substantial amount of floor area is provided with the ready availability of laboratory services, heavier floor loadings, better ventilation than necessary, and the other characteristics of the more expensive laboratory space. Thus, the seeming economy of "universal space" is offset by the economy of building a smaller amount of expensive laboratory space and an adequate quantity with less costly office requirements.

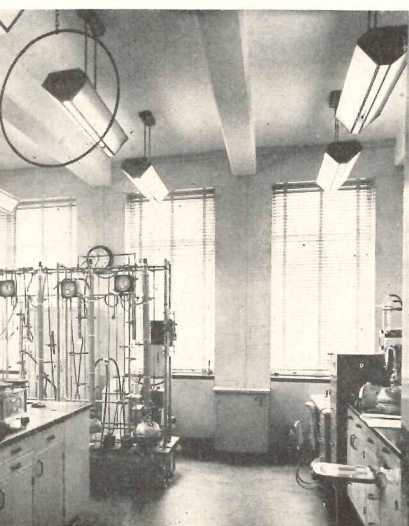
The argument for the office within the laboratory is greater supervision and convenience. The separate office provides a change of scenery, privacy and quiet.

### 3. The Derivation of the Module

It is assumed for the purposes of this article that the advantages of module planning are recognized. There is, however, a great deal of confusion with respect to the term "module." We are concerned with the smallest repetitive unit of space. The module must be complete in its repetition of the characteristics that enclose and serve this space. The characteristics of this repetitive element are its three dimensions; its architectural, mechanical, electrical and structural features; as well as the services that may be added for the convenience of its occupant. The permanent features would include the floor, the ceiling, the exterior wall and the corridor wall; it would also include the heating, ventilation, and illumination, by both natural and artificial means. The conveniences that may be added for the assistance of the worker are those of water, drain, gases, steam, laboratory power, hood connections and the subdividing partitions.


From the space and personnel studies conducted during the survey period, it was noted that without too much "shoe-horning" most of the typical laboratory type space could be accommodated in one or two standard depths. In determining this dimension, perpendicular to the wall, the consideration of typical length and number of units, the width of the hood, the length of a desirable island, or peninsular arrangement, the neces-

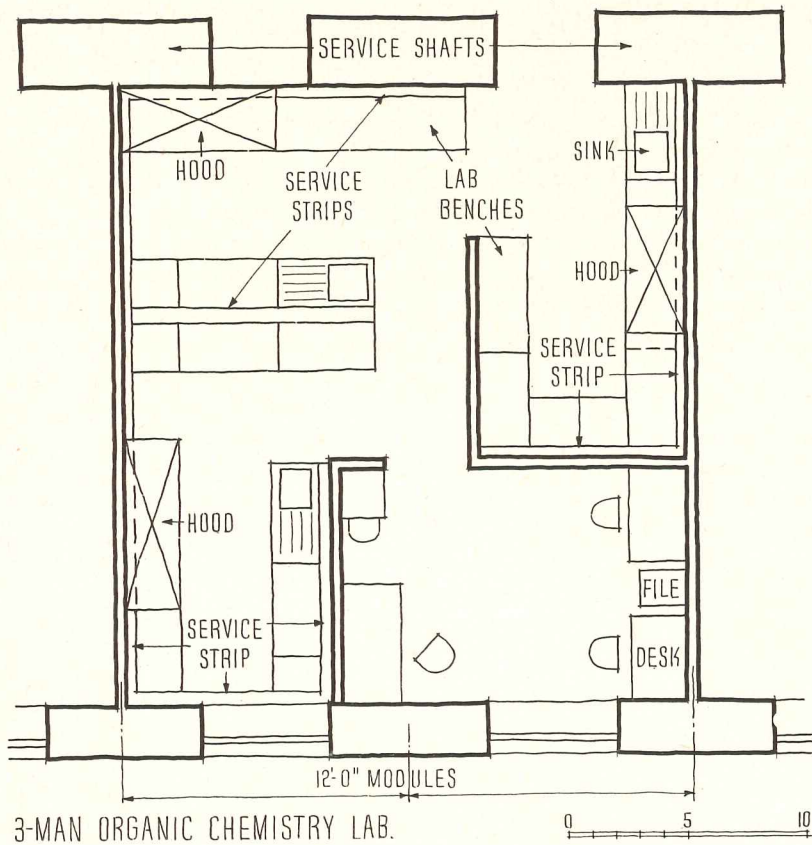
Sigurd Fischer Photos except where noted



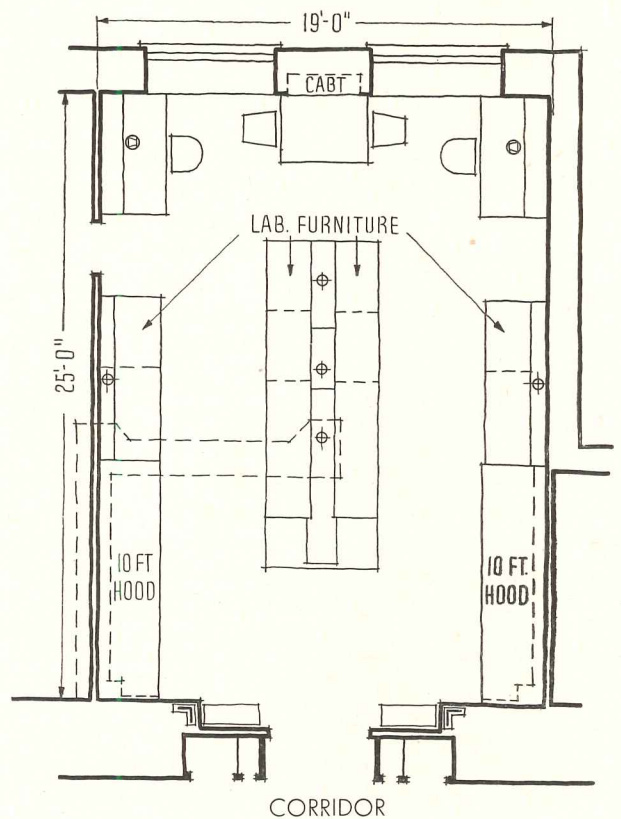
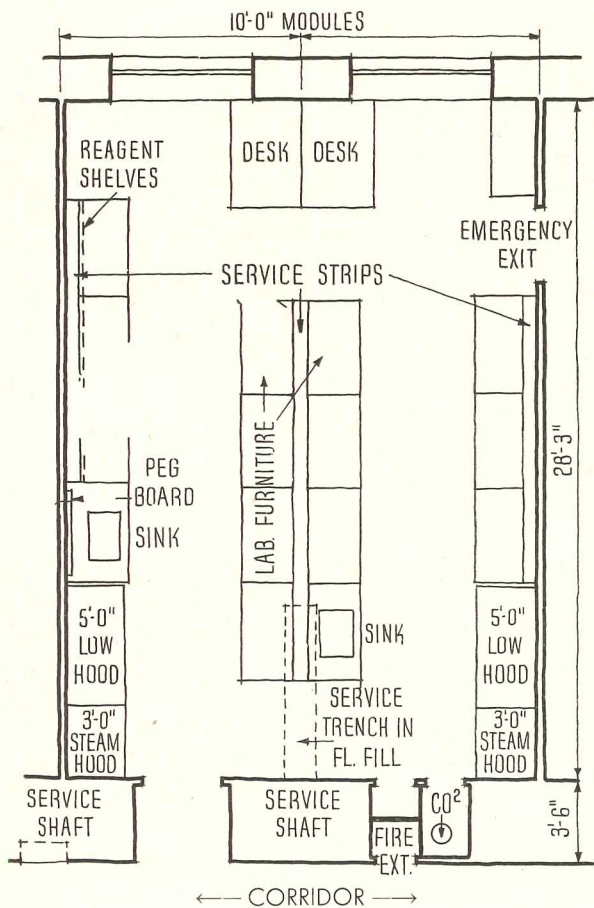
*Partially indirect lighting at Esso laboratory, Baton Rouge, keeps brightness contrasts in comfortable range*

*Right: laboratory space, Esso research center, here used for office space. Services are available from corridor when conversion for laboratory use becomes necessary*





Some typical laboratory bays, all with some office space directly in the laboratory. Left: three-man organic lab at General Electric, illustrating partitioned office space. Below, left: four-man lab at Esso research center. Service shafts are on 10-ft centers, with short service trenches to the island benches. Space can be subdivided at each 10 ft; in four-man lab the extra door space is used for gas cylinders, fire extinguisher and clothes closet. Below, right: four-man lab at DuPont Experimental station, Wilmington. Island bench is serviced through floor trench, cutting number of service risers in half



sity for a second means of egress, and the location of the sink must be resolved.

In some phases of research, explosions and fires are almost unknown. In others, the potential of such accidents is ever present. In the former, if the laboratory is not too deep, a necessity for a second means of egress away from the corridor entrance may be eliminated entirely. In the latter type of laboratory, it has been found that a communicating door is the only acceptable solution. It is usually not necessary to have more than one such auxiliary exit, and if they are provided as a means of access to both adjacent spaces there is a tendency for these doors to be used as interior circulation. The number of bench units along a wall will depend in large part upon the nature of the work, 12 ft being quite adequate in many instances, with a maximum of approximately 24 ft. As a result, a deep laboratory with a dimension of from 24 to 28 ft will provide a number of satisfactory combinations as illustrated. A shallower laboratory dimension may be quite satisfactory at a dimension of from 14 to 19 ft.

The dimension parallel to the exterior wall can be determined quite readily after the decisions have been reached that are indicated in section 2 of this study. Fundamentally, this dimension of the module with respect to laboratory space is simply the sum of the dimensions of the following: one subdividing partition, two spaces for services, two worktops and one aisle. A satisfactory dimension will therefore be approximately 6 ft, plus the width of the aisle as determined under two above. The experience indicates that this dimension will vary from 9 to 12 ft.

Obviously, the third dimension of the module should be a constant regardless of how many different modules are developed. A dimension in the order of 10 ft will suffice for all office type of spaces and if metal partitions are under consideration, it is advantageous to select one of the standard heights. These are at 1-ft intervals, at 9 ft 3 in., 10 ft 3 in. and 11 ft 3 in. Except for very rare occasions where tall columns are necessary, the clear height of laboratory ceilings would not be expected to exceed 11 ft 6 in. This dimension can be encroached upon usually by such items as sprinkler heads, or lighting fixtures, as well as the structural beams and girders. Adequate hoods usually can be provided at approximately 10 ft.

Distillation racks and several other similar types of equipment usually will require around 11 ft. A number of alternatives present themselves for treatment of the structural system as follows:

1. An acoustical hung ceiling at 10 ft 4 in. Any of the accepted structural systems will be satisfactory with this arrangement.
2. An acoustical hung ceiling at 11 ft 4 in. Any of the accepted structural systems will be satisfactory with this arrangement.
3. A beam and girder structural system with the soffits all at the same level at either 9 ft 3 in. above the floor, or 10 ft 3 in. Such a system usually permits the least floor-to-floor dimension, as the

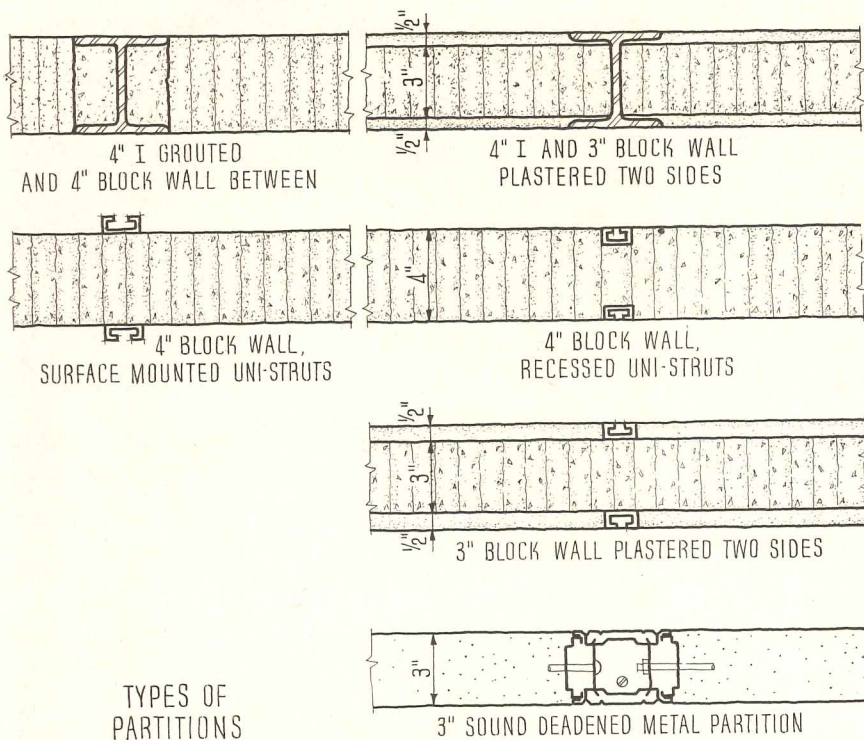
depth of the beam haunch will enable the arch level to be well above that obtained in the flat hung ceiling type. If acoustical treatment is a necessity, this can be installed between the beams and either applied on channels or by adhesives. The normal ceiling finish in this instance is the painted concrete.

4. A structural steel beam and girder system with steel floor decking and expanded mica fireproofing.

An examination of the office space survey data probably will disclose that two depths of such space are required. The depth determined upon for the larger laboratories should be examined as providing a number of satisfactory arrangements for desks and chairs such as might be required in the stenographic pools, drafting rooms, library stacks, stock rooms and large group offices. This type of dimensional analysis doubtless will verify the correctness of judgment in selecting the laboratory depth.

In the same manner, the proper depth for the executive offices, one- and two- man offices, and smaller conference rooms is examined. If, in the analysis of the laboratory module, it previously has been determined that two types of laboratory depth are advantageous, depth of the smaller module should be reviewed for suitability to this use. If, as suggested in the discussion of the smaller laboratory module, a depth of as much as 19 ft had been selected, probably it will be found that such a dimension is somewhat excessive for the scientific offices, in which event the alternatives would be to establish a third type of module for office occupancy only, or the reconsideration of the depth of the laboratory, to see if the inconvenience of a smaller laboratory dimension is matched by the wasted area of an 18-ft or 19-ft one-man office.

The proper dimension parallel to the exterior wall of the office module is the only measurement of the typical space not yet fixed. Experience indicates that for a desk and a chair in the large group offices, a satisfactory modular dimension would be approximately 6 ft. Depending somewhat upon the depth, a satisfactory one-scientific-man office can be arranged in a space as little as 8 ft in width, but it is much more convenient in 9 or 10 ft. A width of 12 ft begins to be wasteful. There are big industrial laboratories whose need for group office spaces for design engineers requires such a large proportion of the total area that this arrangement became the determining factor in establishing the width of the module, and yet it was also a very satisfactory dimension for the laboratory, inasmuch as 12, 18, or 24 ft laboratories could be provided. However, the usual requirement represents such a small part of the total that the ideal dimension of such a module is given secondary consideration. For example, in checking the utility of an 18, 27 or 36 ft space for group offices, it would be found that there would be very little wasteful use of space. Accordingly, it is concluded that if laboratories represent the major demand for space, their requirements should dominate the selection of the modular dimensions.



In the text the author makes a strong case for movable partitions of the metal or asbestos cement board types. The other types illustrated at the left, he says, can be made to have most of the required characteristics except that of mobility

Opposite page: safety precautions. At top: laboratory vestibule at Esso research center has safety shower overhead, actuated by chain attached to wall. Bottom photo shows closet for safety devices at same building. First aid and fire fighting equipment and fire safety blanket are located in the cupboards in the corridor between labs

Having determined the dimensions of the module, consideration must now be given to its other parts. The need for windows may have been determined by the client. It has been observed that quite a number of clients at first are inclined to build windowless laboratories to reduce costs and save maintenance. However, it is noted that very few laboratories, even though they may be air conditioned, so that the need for natural ventilation has been removed, are windowless structures. In the event that it is determined to have windows, it is desirable to have the sill slightly above 3 ft in height so that the location of the equipment and, if necessary, laboratory tables along the outside wall is not inhibited. Continuous windows provide some difficulties, as it is frequently found that hanging cabinets or tall apparatus are well situated at the intersection of the exterior wall and subdividing partition. Columns projecting into the room space create pockets for dirt and are unsightly. Desks or laboratory tables are placed in the corners of the room. While the net area is theoretically increased by the difference between normal wall thickness and the projection of the column, its utility is questionable. As a result, there is a tendency to thicken the wall to cover the normal column projection. Even though this increases the window reveal, it is not a disadvantage because this extra furred space may be utilized for running the laboratory services.

If such a method of distribution is adopted, it also solves the problem of radiation. The exterior walls should be provided with convenience outlets for electrical office equipment and clocks. In the event that the building is not air conditioned, the electric fan for the

room may be installed conveniently upon the exterior wall.

The lighting of the module can be accomplished satisfactorily by any of the standard methods.

In any cost studies made with respect to the structural system, the problem of supplying laboratory services to island locations should be considered. A practical method is to use several inches of light fill in addition to the 1-in. cement finish and utilize this thickness for the installation of the floor trench with a gasketed cover. Another method frequently used is simply to have a slot in the floor and run the pipes exposed on the ceiling below. This method has the disadvantage of requiring some type of closure to prevent transfer of fire from floor to floor. The danger of spills damaging apparatus on the floor below is present also. If there is a furred ceiling the flexibility is reduced, the appearance is improved, the other disadvantages are relieved, and the lighting is not interfered with. Overhead servicing of an island is unsatisfactory, difficult to keep clean, and still leaves unsolved the problem of handling a gravity drain.

Subdividing partitions should be movable, stable, able to provide means for supporting pipe and shelves, as well as fairly heavy concentrated loads, ability to run BX cables or telephone wires in the base or cornice, one-hour fire protection. They should be as smooth as possible and have a hard, dull, long-lasting and fume-resistant finish. Only metal partitions or asbestos cement board partitions satisfy all of these characteristics. The other partitions illustrated can be made to have most of the properties, except the one of ready mobility. When judged solely on the matter of first

cost, if the alternative partitions meet the requirements, it will be found that metal partitions or asbestos cement board partitions are not materially more expensive than the cheapest, and quite a little less than the tile type. It is difficult to evaluate, in terms of money, several other advantages that these partitions have, such as speed of initial erection, the ability to install floor coverings and lighting fixtures prior to putting up the partitions, the characteristic of dry construction and the lasting qualities of the finishes, which far exceed field applied paint. It has been the experience of one large industrial laboratory that in a five-year period, the number of lineal feet of partition moved was the equivalent to the total lineal feet of partition in the building.


The corridor wall of the laboratory is dependent upon the design of the laboratory service mains and air handling systems. There should be several options as to the location of the door; however, it is usually convenient to have it located on the center line of the module. It should open outward for safety purposes. This is particularly true of the deep laboratories, safety engineers often permitting the shallower laboratories to have inwardly opening doors. The doors should be self-closing, should have a clear glass panel, and there should be no latch on the hardware, it being preferable to use a push plate and a pull.

Opening the door outward presents several problems. A corridor either must be made overly wide or an equivalent loss of area must be taken from the laboratory space by providing a vestibule. The vertical service shaft on the corridor wall is capitalized since it automatically provides this vestibule. In chemistry and chemical engineering laboratories, it is very desirable to have safety showers available to every laboratory. They should be in a standard location as it is imperative that a person who is acid-splattered or aflame be able to be helped. The door recess provides a natural for the location of the shower and the safety blanket. The worker should be trained to leave the laboratory in the event of an explosion or fire. As a result, this location for safety appliances is excellent since the man's reflex actions take him to them automatically.


It is preferable to avoid the use of rings for the operation of the shower; instead the end chain should be secured to the wall several inches above the floor. Drains need not be provided for safety showers. These are not only expensive but encourage horseplay. The blanket should be folded and placed in a recess with a glass door. This door should be provided with a tape seal. In this way the blanket is not apt to be stolen. It is easily inspected and readily available. The roll type or the hanging type of blanket are other alternatives but many safety engineers feel that the injured person is almost never able to help himself.

#### 4. *The Planning of the Building*

At this stage in the design process the number and the various types of module, as well as dimensions, have been determined. The nature of the type of



Sigurd Fischer Photos



laboratory, the availability of land, and the desires of the owner, may determine the number of stories.

If the requirements of the laboratory are such as to permit a multi-story building, cost studies will probably show that three or four floors will be more economical than one, two, or more than four. In the event that the laboratory is of the electronics or physics type, in which both the number of services distributed and the number of fume hoods are small, a taller building might be considered for economy.

If it is more than a one-story building, and even then in some cases, elevators will be required. In many cases the items to be moved vertically do not put a severe size or load requirement upon the elevators. As a result, combination passenger and freight cabs are commonly used. A 5 by 8 ft platform, with a 5-ft door on the 8-ft dimension has been found adequate. A porcelain enamel finish will take the severe beating, and still maintain a good appearance.

Nearly all laboratories need large areas for building equipment and the machines that provide the sources of laboratory services. The banks of pipe are both large in size and numerous, and the air handling equipment is bulky.

It is advantageous to locate the fume exhaust system in an attic and the supply air systems in a basement because it is rarely safe or desirable to provide recirculation. It is also desirable to separate the air intake from the exhausts, by as great a distance as possible. Any such arrangement indicates a requirement for a partial basement and a partial attic or fan loft. This is true even of one-story laboratories.

Both of these are relatively inexpensive space, and the need for storage outside of laboratories is great. If storage space is not provided, the laboratories will be used because the scientist is essentially a paper bag putter-away, and aren't we all? Nothing can be more uneconomic than using expensive laboratory area for storage. The additional cost of providing full basement and attic should be considered carefully before it is rejected. The reason that the three- and four-story buildings, particularly in the chemistry type of laboratory, are more economical is that the required basement and attic space has a lower percentage ratio to the total. While this is also true of buildings having more than four stories, the size of the vertical air handling and service shafts tends to become excessive.

The quantity survey data and the requirements having indicated the number of typical floors in the building, it now remains to discuss the plan of the typical floor and the method of determining the quantities and types of various modules, as well as their arrangement. Since the total net area per floor is known, it is necessary to make various layout patterns showing definite arrangements of the several modules. The illustrations indicate sundry solutions to this problem. Analyses will show that the amount of space that will not require laboratory services will vary from 25 to 40 per cent of the total net area. If desk space is provided for technicians in the laboratories, it naturally will be found that

a larger percentage of the total space will require the expense of services. While it is true it is not necessary to equip more space than is actually required for laboratory functions with services, a small amount of space not having laboratory functions should be planned to utilize laboratory space initially, such as conference rooms and large group offices, as they may readily be moved to accommodate the growth in the requirement for laboratory space. Thus, if the surveys indicate that 65 per cent of the total area will require laboratory services initially, a minimum of 70 to 75 per cent of the total area should be of the type of module in which services readily may be added.

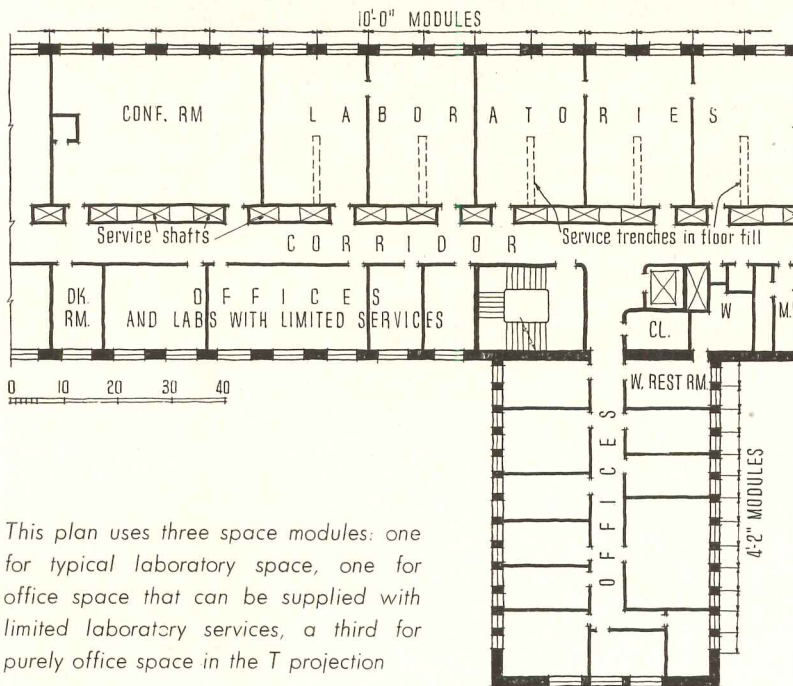
Of the plans indicated, those having three types of module are probably the most economical. Part of this space is not equipped for laboratory use at all, part is equipped to be used with all the laboratory services except hoods and the remainder is fully equipped. Some research laboratories prefer the use of the so-called universal type of space in which only one module is utilized and may be fully equipped with services. This somewhat simplifies the design but usually the space is unnecessarily deep for 15 or 20 per cent of the normal uses. It also means that considerably heavier floor loads than are required are provided for the office functions.

##### *5. Development of Structural, Mechanical and Electrical Systems*

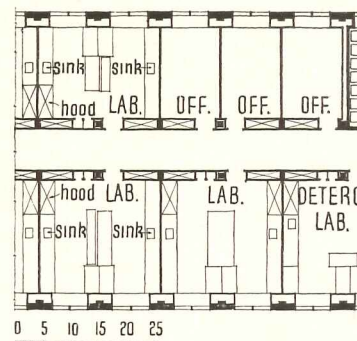
Various systems have been developed to reduce the exterior wall thickness and still retain a reasonable degree of weather and fire protection. One of these is to fabricate the exterior wall columns of car-building bulb angles providing a single column for every module. In this way, the normal 12 in. masonry wall is able to include the structural columns protected by 4 in. of brick on the exterior for weathering purposes and 4 in. on the interior for fire resistance. It is normally economical to provide a multiplicity of exterior columns in order to keep the size of the inward projection to a minimum.

The structural system should not be planned until after the basic system of service distribution is determined. In general, reinforced concrete, while normally more economic than structural steel, does not add to the overall economy. The columns are considerably larger than structural steel columns, and seldom is it possible to make the structural design serve the overall economy of space as well. Since most of the service entrances are near the modular lines, on which it is desirable also to have a beam to receive a partition, some structural economy should be sacrificed to bring about harmony of the whole. Satisfactory interior columns supporting a double girder down the center line of the building have been made of angular shapes repeated in each module. With such an arrangement slots and duct chases may be provided at will and are attended by a minimum of interference to the mechanical and electrical services.

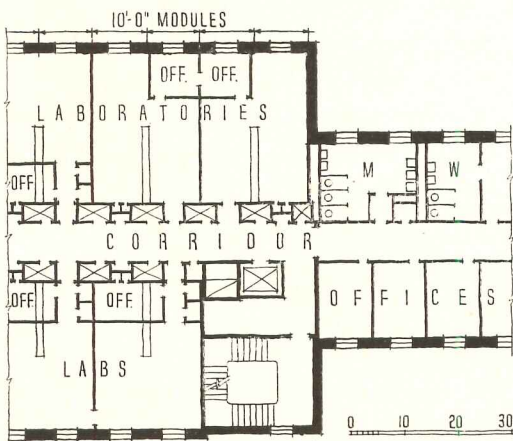
The floor loadings in most laboratory work are not



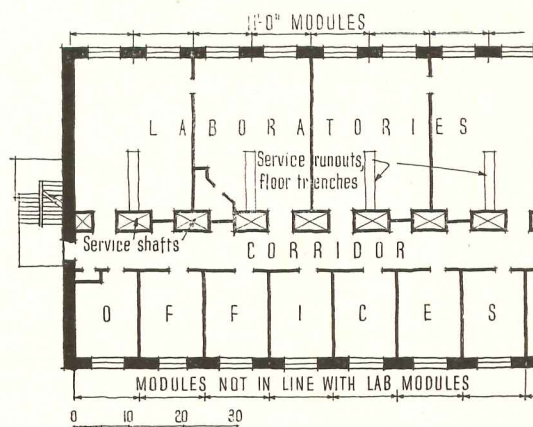
This plan uses three space modules: one for typical laboratory space, one for office space that can be supplied with limited laboratory services, a third for purely office space in the T projection



Standard Oil laboratory (Holabird & Root & Burgee) gets a variety of lab space in 11-ft module. Shallower space marked for office use has service risers, can be equipped with laboratory services



Beacon laboratories (Texas Company) use universal lab space in wider portion with technicians' office space in lab, and a different module for offices in narrow part



Humble Oil research building has two different width modules, one for lab space with full services, a smaller one for office space which may have some services

excessive. Usually 150 lb per sq ft is quite satisfactory.

In the matter of fire exits, the provisions of the National Board of Fire Underwriters code, the ASA code, and the usual State Labor Law codes are sufficient except for a few types of exceedingly hazardous research.

If the laboratory is to be provided with a basement, it is the natural thing to locate the mains in this area. The location of the mains of course is dependent upon the location of the risers. If an outside wall system of distribution is selected, the mains are customarily located on each side of the building at the foot of these risers. If a corridor distribution system is selected, the mains are located in the basement corridor.

One of the prime advantages of the location along

the corridor is that repairs and additions may be made without interference to the laboratory worker. One of the safety features involved is the ability to turn off the services from the public space in the event of fire. Only a corridor distribution scheme offers such an arrangement. It is also usual that the ventilation ducts are positioned near the corridor, which together with the structural column can be designed into a service center on a modular basis. Such a package usually permits an outward swinging laboratory door without additional loss of space through having the corridor wider than necessary for traffic. The supply air ducts may be distributed either horizontally or vertically without mechanical disadvantage. The exhaust ducts, however, should be vertical, in order to minimize pockets

and horizontal surfaces for the collection of condensation that may be highly corrosive.

A number of two-story laboratories have been built in which the first story has been made somewhat higher than usual in order to provide a furred space for installing the laboratory mains. The service runouts then rise from this bank to the second story or are installed as downcomers from the furred space to the first floor. Inaccessibility and interference with the laboratory technician are the prime disadvantages of this system.

In single-storied structures laboratory buildings have been built quite successfully with an attic main system when no basement has been built. In such systems it is customary to bury the laboratory drains just outside of the building wall with two outlets provided for each module. Such a system probably is to be preferred to a system of floor trenches, even though the laboratory drains are not quite as accessible. These can be supported on the exterior wall by means of brackets before backfilling.

The laboratory drain system should not be tied to a sanitary system for a number of reasons. First, even though a separate treatment may not be required by the local authorities, more and more municipalities are providing ordinances forcing the treatment of industrial waste. In the second place, vent lines from individual cup sinks are exceedingly expensive, inconvenient to install and unnecessary if no connection is made to the sanitary equipment. Finally, the laboratory drain system usually is constructed of expensive non-corrosive material and it is therefore economical to design such a system with minimum size pipe.

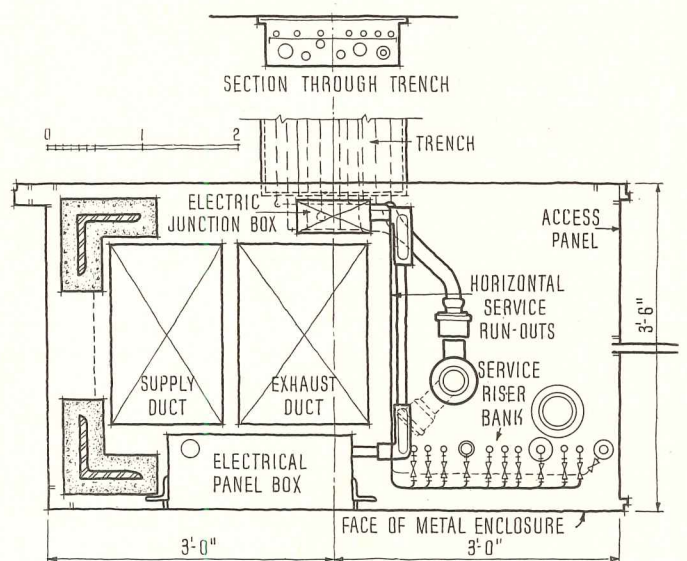

The venting of the laboratory drain system can be accomplished by running each of the stacks through

the roof in the normal manner or by connecting the top of the stacks in the fan loft or attic space and going through the roof less frequently. The use of non-siphon traps and the nature of the use of the system will in most cases prevent the loss of protective seal. Traps of corrosive-resistant materials are often quite expensive and therefore it is desirable both from a maintenance standpoint and economy to hold the number of traps to a minimum. In physics type laboratories it may be adequate to provide only one trap at each floor level. Even though two branches serving laboratories on either side of the partition utilize this drain, the trap may be located in the service closet so that it is readily accessible without interference to the laboratory worker. In petroleum type laboratories and others using a quantity of flammable liquids it should be considered a must to have a trap on each branch, since without such a device solvents might be poured into the cup drain of one laboratory and an explosive mixture of gases could be present at the outlet of a cup sink in the adjacent laboratory. Many safety engineers will recommend the use of traps on every outlet, as one laboratory worker may pour a hydro-carbon into a cup sink while the fellow worker within the same laboratory is using a flame near the adjacent cup sink.

Some degree of separation should be made between the water used in the laboratories and the domestic water system. Such separation should apply to the hot and cold water. Most sanitary codes consider any serated tip as a possible source of contamination. There are many conditions in the laboratory that make back-siphonage a probability.

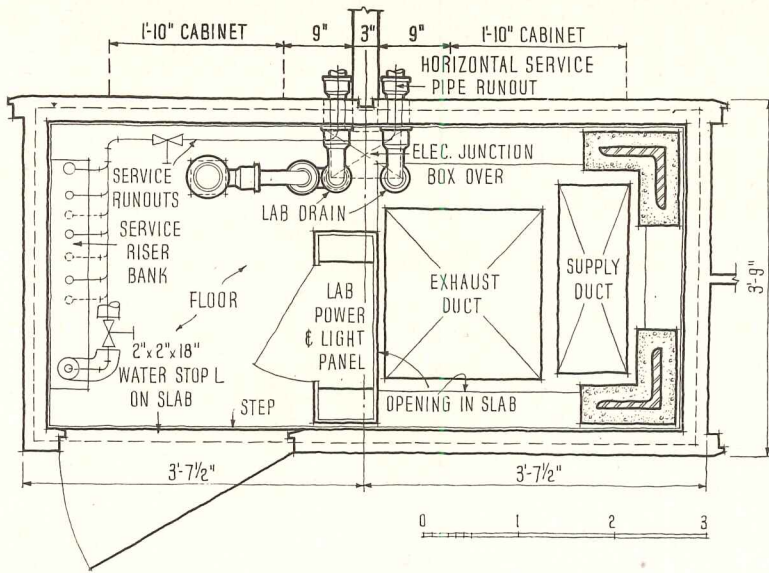
Several methods have been devised for providing this safety feature. Some laboratories have provided vacuum

Hedrich Blessing Photo

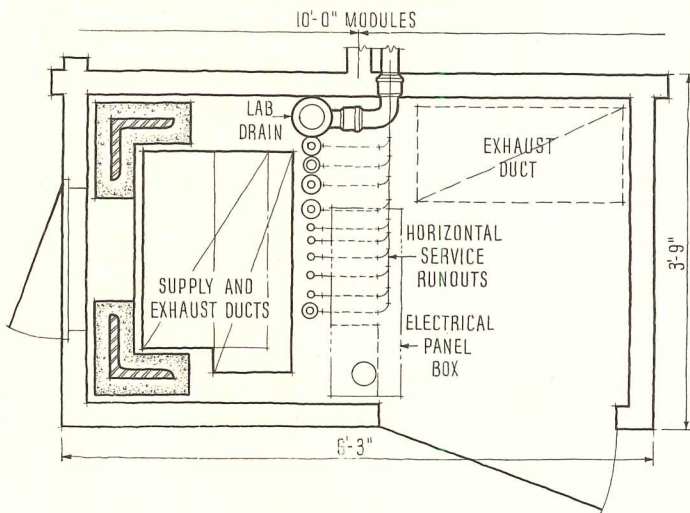


Above: section of service shaft (Esso, Linden, N. J.) shows method of providing services through trench to island bench locations. Left: service lines coming out of shaft (Sinclair; the Austin Co.)

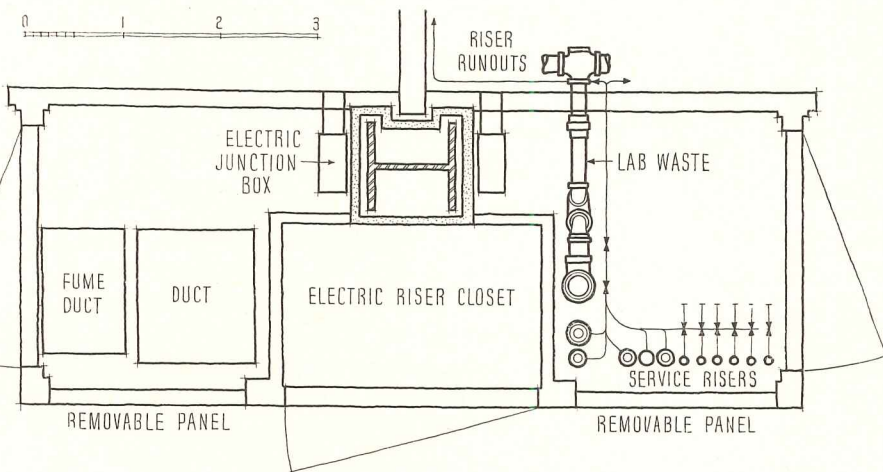





Service shaft shows accessibility of valves for service runouts



Structural angles, off of beam centers, leave best location for pipe risers




Typical service closet at the General Electric research center is subdivided into duct space for air conditioning, a closet for electric services, and a third compartment for mechanical services



Above: view from corridor of typical riser group at Esso, Linden. Each service is tagged. Below: similar view of shaft at G. E., with telephone and power panels above the pipe lines

Sigurd Fischer Photos



breakers on every laboratory outlet of either hot or cold water. These are expensive and are subject to considerable maintenance. Another alternative is to put vacuum breakers at each one of the connections between the main and the service riser. A third system is to provide double check valves and double gate valves at the point of take-off of the laboratory water system from the domestic water system. Complete separation of the two water systems has been accomplished by means of separate gravity or pressure tanks.

Compressed air systems and various other special services are relatively simple engineering problems. The main consideration to be studied is whether or not it is economically feasible to centrally distribute. In the corridor type distribution system, provision for an entrance to the laboratory at every module is advisable. However, most two- or three-module laboratories require only one door. As such, a very satisfactory location for locally distributed miscellaneous services is provided, which of course is accessible from the public corridor.

Where gases under pressure are generally distributed manifold rooms are usually provided at an exterior wall and are protected from the weather by means of louvers. The gases are stored here as well as manifolded.

More and more laboratories are providing centrally piped distilled water. With aluminum pipe such a system is quite economic, and except for the most rigid research work the quality of the distillate is excellent. Such a distribution system can be used in connection with either stills or demineralizers. At the bench a silver-lined self-closing fitting is customary.

If the laboratory is to be air-conditioned, one of the prime considerations is the quantity of exhaust air. In the last few years, hood design has been studied intensively with a view to reducing the amount of exhaust air without decreasing the safety requirements. Three systems have been utilized with some success. Each must be evaluated with respect to the building being designed, as no comment can be made to cover all conditions.

One is the so-called air-conditioned hood, in which auxiliary air is brought through a secondary system of supply to reduce the quantity of treated air. Another system is to inject air into the hood along the forward edge of the work surface, in order to overcome otherwise lower velocities. Probably one of the most effective, but quite expensive, designs is to install electronic equipment for face velocity control. By this means, the air is reduced proportionately without change in velocity at any change in position of the hood door. As the hoods are in a closed position a very large percentage of the time, very little treated air is thrown away and an almost unlimited number of hoods can be installed before the exhaust requirements exceed the quantities required for conditioning of the building.

Because of the large volumes of air handled, the problem of introducing the air into the laboratory without undue drafts is difficult. Here again the plan

which provides office space across the corridor from laboratories serves to simplify the problem of the mechanical engineering. The amount of air required to condition the various types of module is supplied directly to that module. Sizeable grilled areas are provided in both the laboratory and office corridor walls. In this way, the air flow pattern is always through the laboratories as exhaust grilles are located in the laboratory even though there may be no hoods. The corridor then acts as a balancing plenum for the excess supply required by laboratories having large numbers of hoods. In the event that face control is used with the hood exhaust, a constantly fluctuating supply of air is required, as technicians raise or lower hoods throughout the building. In order to overcome this difficulty a variable supply of treated air is fed to the corridor. A pressure operated vortex damper on the supply system will suffice to provide this variable make-up.

The exhaust duct materials may be varied with the type of corrosion expected, from simple galvanized iron to rather expensive stainless steel or asbestos cement board. When a supply and exhaust system is provided, and such a system constantly operates, the dilution of corrosive fumes is so great as almost to negate the necessity for expensive corrosive resistant duct materials. Experience has indicated that laboratories dealing in heavy chemistry can be satisfactorily equipped with galvanized iron ducts provided with asbestos coatings or the simple field applied coatings.

Probably the greatest need for flexibility for any laboratory requirement arises out of the distribution of power. The consumption of electricity has increased greatly in recent years and if the trend continues recently designed buildings can be made obsolete unless the utmost care has been exercised in the allowance for future increases in this important service. While the actual consumption is not great in comparison with that of shops or manufacturing installations the requirement of heavy amperages and wattages at any location on short notice is commonplace. This requirement also usually is coupled with the desire on the part of the laboratory technician to have fairly decent voltage regulation. As a result several load centers are indicated in anything except a small building.

The power risers to the various floors can be fed satisfactorily from well oversized basement power panels, which may be connected either to bus duct systems or cable feeders with provision for liberal future increases in capacity. Within the laboratory itself, it is considered by many to be desirable to have individual breakers or fuse blocks for each power outlet. This can be accomplished quite simply with a four-wire three-phase system in conduit to electric turrets or in wireways.

Another common method of providing a large number of laboratory outlets with somewhat less short-circuit protection is the use of the plug-in strip. Many safety engineers consider it desirable to have the ability to turn off all of the power in a given laboratory from a public corridor. This has been accomplished by having

the main power panels at standardized locations, for example at alternate modules, on the structural columns of the building. Buildings that have utilized the exterior walls as distribution points for laboratory power can be provided with an arrangement to have a trip circuit cut out the breaker with the tripping device located at the entrance of the laboratory.

Finally it should be stated that while the working conditions of the employee are important in every industry, the amenities must not be overlooked if

The coffee hour and the "pause that refreshes" are here to stay. It is quite simple to provide alcoves for dispensing equipment and the congregating area necessary without placing such an appurtenance in the public aisle where the employee becomes afraid that the boss is watching. The rest rooms will not become loafing places merely because they are attractive. Lunch rooms for those who like to bring their own lunch should be provided, and there should be some sort of space at which the employee can eat away from his place of

Hedrich Blessing Photo



*For laboratory technicians, the amenities of the building are at least as important as is the plant itself. Photo shows cafeteria wing of Whiting research facilities of Standard Oil Company; Holabird & Root & Burgee, architects*

obsolescence of the laboratory building is to be retarded. The laboratory is peopled with individuals doing creative work, and all industrial organizations are in competition with each other for good research workers. These are additional reasons for providing some physical comfort as well as safe and healthful working conditions within the building. For example, windows may not be justified from an economic or requirement point of view, but through the years the cell-like atmosphere of a windowless structure would be difficult to vindicate.

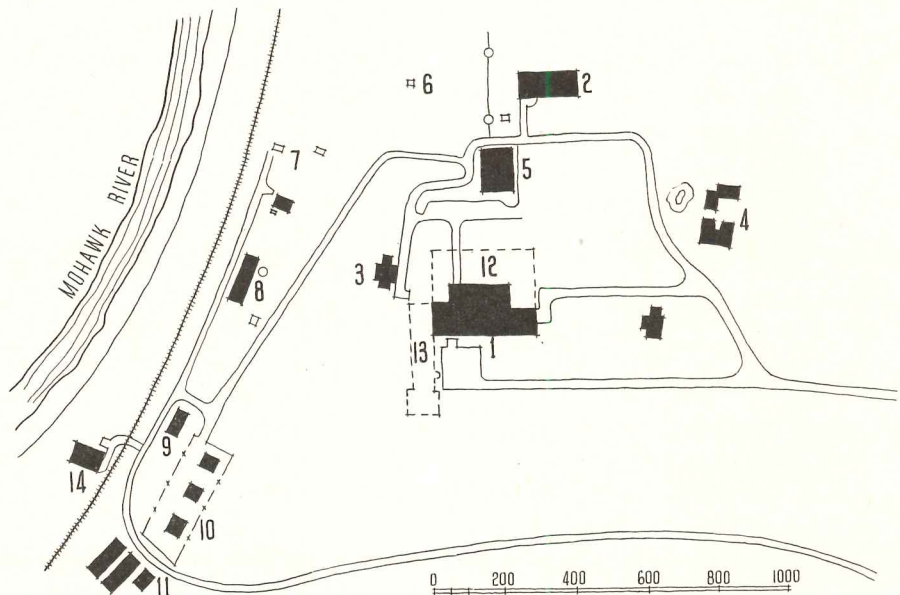
work. In certain types of laboratory research, food in the laboratory can even be dangerous. Research directors can shudder at the thought of a radioactive mouse.

A commission to design a laboratory building is an engaging challenge. The possibilities are endless and a perusal of the underlying philosophy of recently designed projects indicates this variety. If the approach to the problem is from the point of view of convenience to the scientist, a result combining beauty, fitness and stability is assured.



Sigurd Fischer Photos


- 1 MAIN LABORATORY BLDG
- 2 SYNCHROTRON BLDG
- 3 GUEST HOUSE
- 4 STORAGE BARNs
- 5 POWER SUBSTATION
- 6 WATER TOWER
- 7 SEWAGE DISPOSAL PLANT
- 8 STEAM PLANT
- 9 CHEMICAL PILOT PLANT
- 10 GAS STORAGE
- 11 QUONSET HUTS
- 12 SHOP ADDITION
- 13 NORTH WING ADDTN INCL'DG AUDITORIUM & CAFETERIA
- 14 LOW TEMPERATURE LAB.



# GENERAL ELECTRIC RESEARCH LABORATORY

The Knolls, Schenectady, N. Y.

*Voorhees, Walker, Foley & Smith, Architects*

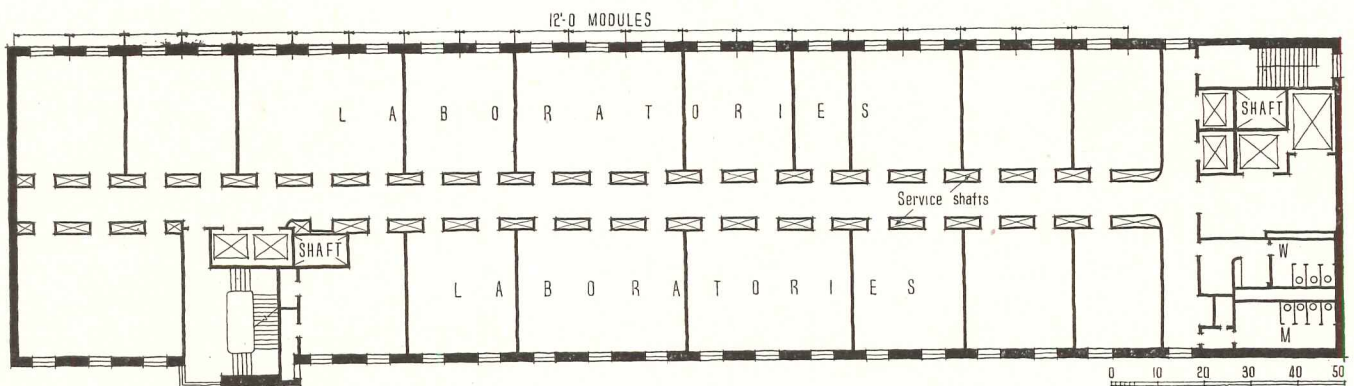



THE FIRST unit of this, one of the largest industrial laboratories in the country, was completed about two years ago. While there are a number of buildings on the site, the main building consists primarily of electronics laboratories with convenient shops on the first and second floors. Approaching completion is a new wing, which will contain chemistry laboratories.

To take advantage of the rolling character of the site, the building entrance is on what in reality is the third floor. There are two additional floors of research space above the main entrance court. While the two large shop floors are above grade on the easterly side of the building, the floor below the entrance level under the research laboratories is utilized for services and mechanical and electrical building equipment. The re-

lationship of the research space to the shops is admirably suited to General Electric's policy of having the shops as a real service and convenience to the technician.

The size of the module in the research laboratories was selected with great care. It is basically a 12-ft unit, 26 ft in clear depth. The exterior wall has no interior projection, as the radiator enclosures and columns are covered by a single plane of metal wainscot. Diffused fluorescent lighting of low intensity is arranged in strips perpendicular to the windows on 3-ft centers. The 12-in. wide troffers illuminate one-third of the entire ceiling area and the working surface is lighted to approximately 50 foot-candles. The window piers are slightly more than 6 ft in width and are arranged to receive the metal partitions not only at the





Sigurd Fischer Photos

center line, but also at the window jamb. As a consequence, research laboratories may be provided with a width of 9 ft or any larger dimension in 3-ft increments.




There is a single entrance at every 12-ft module from the corridor. This has been arranged to be subdivided with a 3-ft glazed door and a fixed leaf of approximately 1 ft, which may be opened to allow the passage of relatively large equipment. Between the door entrances are the service closets, which are subdivided into electrical services, mechanical services and duct space. The depth of this service closet is such as to allow the laboratory door to open outward, a very necessary safety feature, and at the same time the door does not project into the corridor. In this way, the net area is reduced to a minimum since the corridors are no wider than they need be to serve their proper function of circulation.

By having the pipe mains on the ceiling of the corridor just below the three-story laboratory section, the risers on each side of the corridor are shortened to a minimum. The horizontal runouts at each floor

level are valved so that in the event of an accident within the laboratory, access to the shut-off valves is through the corridor. An attendant advantage to such an arrangement is that risers may be added and additional services provided in any module in the building without interference to any other module, and it is not necessary to involve any of the wet trades in such a procedure.

While not every laboratory is provided with all services, the availability is complete and any laboratory may be converted for chemistry uses at any time. The services consist of hot water, cold water, distilled water, laboratory drain, hydrogen, nitrogen, oxygen, city gas, compressed air, rough vacuum and 125-pound steam.

The very nature of the laboratories is such as to require a great amount of electrical flexibility. The runs in the laboratory are made up of interchangeable sections of various lengths, which are carried in the laboratory stock rooms. Fused outlet boxes are similarly carried and may be substituted for any portion of this strip. This bus system provides a high level of electric service





of from 70 to 100 amperes, which is in excess of that available from conventional conduit systems.

The supply fans are located in the basement. The air is delivered to each corridor in the amount of approximately 8000 cfm each. The corridor doors to the research laboratories are louvered so that the location of the hoods is not dependent upon air supply, as the corridors act as a balancing plenum. Every laboratory has its own exhaust to which a hood is connected if required. The exhaust ducts rise vertically in the service shafts at each module on each side of the corridor to a monitor space located on the roof. In this space the exhaust fans collect from a number of the risers.

On the site are several buildings which house the chemical pilot plant, the low temperature laboratories, and the radiation laboratories. Each of these buildings is especially designed for its function. In the radiation laboratory, experimentation with large betatrons, synchrotrons and associated apparatus requires heavy floor slabs, special shielding, wide doors and high head room. The other buildings are somewhat similar in their specialized requirements.

*Above: the General Electric laboratory uses the service strip method of bringing service lines to the benches. Upper view shows the splash-back type used against the partition. Lower view shows flat type mounted flush with bench top for island bench locations. Below: laboratory contains extensive shops for use of technicians*







# RESEARCH GROUP FOR CORN PRODUCTS

Research Laboratory and Pilot Plant for Corn Products Refining Company, Argo, Ill.

*Schmidt, Garden & Erikson, Architects-Engineers*

FOR a large food manufacturing industry, research moves through two major cycles; after the original or theoretical study evolves an idea for a new product, a manufacturing technique must be developed and refined. So here are two buildings, the first of an ambitious research project which will eventually include two more buildings. These first two are the Research Laboratory Building and the Pilot Plant. The two yet to come are an engineering building and a chemicals plant to make some special products.

The research laboratory follows the typical pattern of the scientific research building, most of its design problems following in general those discussed earlier in this study. Due to the owners' desire to make this a memorial building, however, it has a distinctly monumental character. It is done in limestone, symbolic sculptures by Lee Laurie flanking the entrance. The vertical fenestration units are of thermal glass in aluminum frames.

Because of the shortage of steel at the time this project was started, it was decided to design a reinforced concrete structure with wall-bearing exterior piers. Mechanical services are brought to the laboratories through these deep piers in the exterior wall. At the corridor columns, the floor slabs have been separated by slots, through which ducts, fume hood exhausts and other services are extended from sub-basement to attic.

Typical laboratories occupy the second and third floors. The floor plan uses a double corridor scheme (page 130) to solve the usual problem of what to do with the offices for research workers. First floor (not shown) houses lobby, reception room, mail room, offices, cafeteria, kitchen, library and rest rooms. In the basement there are some heavy duty physical laboratories, besides locker rooms, library stacks, toilets and so on. Sub-basement contains a machine shop along with the usual mechanical services and storage areas.

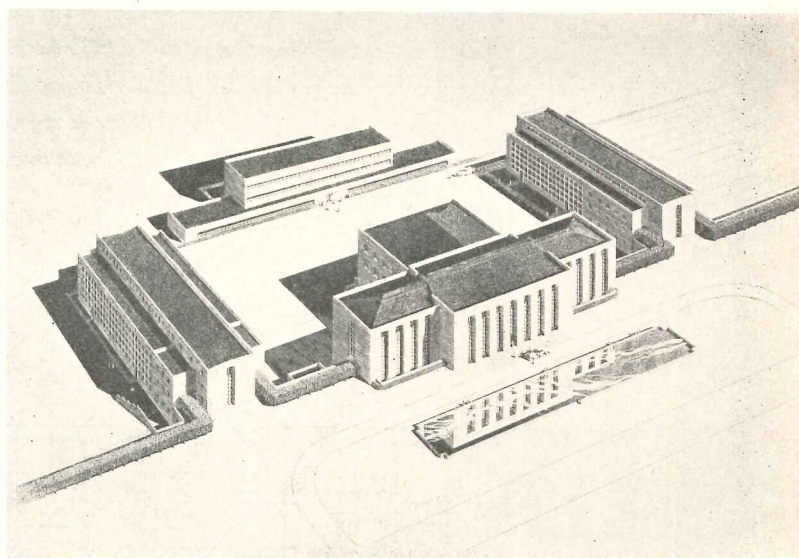
Air conditioning gets especial attention; the plant in the research building has two 300-ton refrigeration units capable of completely air conditioning not only this building, but also the laboratories in the pilot plant and the future engineering building. Both heating and cooling are done through a high-pressure, high-velocity duct system. In addition to the main supply units for the regular ducts, separate fans have been provided for supplying air to certain inside rooms, also supplying conditioned air into the laboratories as make-up for the fume hood exhausts. Humidity control has been provided through the whole building.

All lighting is by recessed fluorescent, fully enclosed


fixtures, with continuous strip lighting. Oxygen, distilled water, steam and gas are piped to each laboratory. All electric circuits are provided with individual circuit breakers, at panels so arranged that in case gas mixtures should build up an explosive hazard, the laboratory technician can kill the entire electrical system by pressing a cut-off button at the doorway.

The manufacturing laboratory portion of the pilot plant building is one huge four-story room occupying about three-fourths of the building. The center bay is unobstructed, with a 50-ton crane running the entire length. At either side of this crane bay there are balconies with removable railings and floor grilles, to provide fullest possible flexibility for setting up full-scale model processing plants. Just in case something experimental involves explosion hazards, glass wall panels and the roof slab are designed to blow out without damage to the main structure.

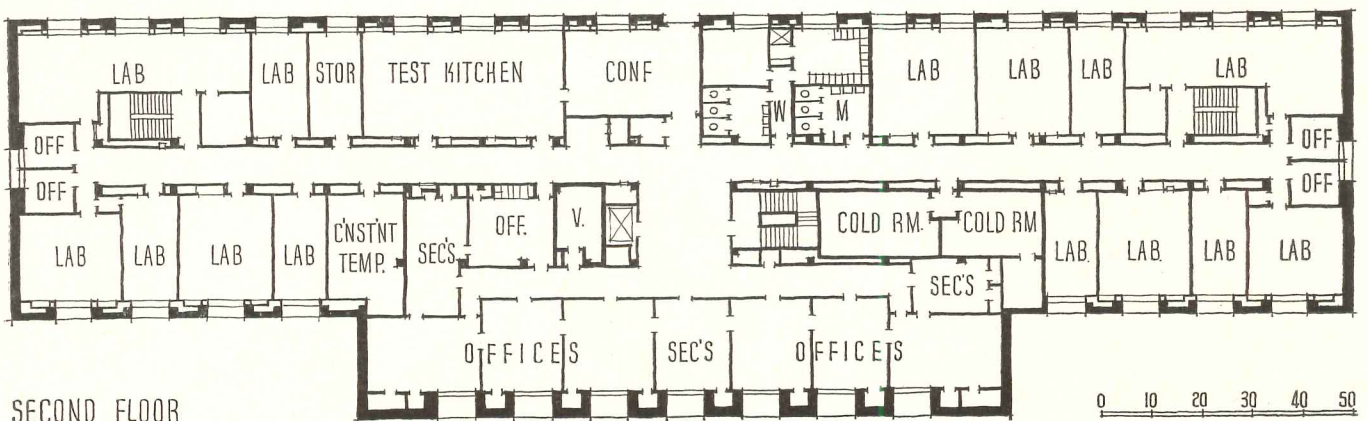
The front section of this building has four floor levels, housing machine shop, locker rooms, mechanical equipment on the first floor, offices and conference room on the second, laboratory and chemical stores on third, fan rooms on fourth.



*In addition to the research laboratory and pilot plant already completed, the group will eventually include an engineering building and a small plant for manufacturing special chemical products*



*What to do about office requirements for the laboratory technicians is always a moot point, some scientists holding out for office space right in the laboratory. But this means more space equipped with special and expensive services. In this building the equipped space is concentrated and the cheaper office space isolated in a double-corridor plan. Interior space is useful for special cold rooms and vaults, and the office space keeps a generally central location with respect to laboratories, toilets and vertical circulation*



Library, first floor

HeJrich-Blessing Photo







A typical office




Torkel Korling Photos

Air conditioning machinery, sub-basement





HeJrich Blessing Photo



In the laboratories (above) standard equipment includes service strips in panels, fume hoods, metal furniture, partitions of Transite on metal frames. Safety escape hatches are provided, and emergency showers and built-in fire blanket holders. Each fume hood has separate rubber coated fan, electrically interlocked with main fan system; a slight negative pressure is maintained. Interlocked dampers insure that when the fume hood exhaust system is operating, make-up air will be provided




*Pilot plant building is designed to house full-scale manufacturing equipment for development of techniques. Machinery will be changed or replaced frequently, hence the huge crane bay unobstructed by columns. End portion of building houses laboratories and offices*








4




1



5




2



6



3



7

Joseph Molitor Photos except where noted

# FRAMING AND DETAILS KEY TO EFFICIENCY

## *Roof goes up first in latest Pierce Foundation prefab house*

ONE of the pioneer researchers in pre-fabricated houses, the John B. Pierce Foundation\* has just completed an experimental model at Lebanon, N. J. which follows a long series of similar houses developed over the past ten years, but differs from the others considerably in the structural system used.

### **Structural System**

In this latest house, the framework, a series of bents (trusses fastened to columns) are tipped up into place first, fastened together and to the foundation before the walls are erected. This house thus incorporates the latest thinking in the engineered design of small houses — that a roof, supported by pre-assembled trusses and erected in the early stage of construction can be a major economy. It allows interior work to be done as soon as possible and provides a space uncluttered by bearing walls.

The activities of the Pierce Foundation, a non-profit scientific institution, broadly cover investigations in heating,

\* General Research Laboratories at Raritan, N. J.

**Structural Shell.** Photos show how much of the newly developed Pierce house went up between 8 a.m. and 3:30 p.m. on the first day. 1. One of the gable bents is tipped into position first; the truss was covered with wood while on the ground. 2. Bents are spaced 8 ft on center; eave and ridge pieces are nailed in place. 3. Roof sheathing panels go on next, nailed only to the trusses; metal tabs along the top edges of the panels tie them together as a unit. 4. Diagonal bracing being nailed in. 5. Ceiling panels supported by beams hanging between bents are installed before the wall panels; one end of the ceiling was finished first so that wall panels could be tipped into place there and the breezeway started. This allowed the laborers to finish the roof at an early stage. 6. The first wall panel being installed. 7. At 3:30 a large portion of the wall panels are in and the first bent for the garage is up

ventilating, sanitation and the structures into which they are integrated. This includes study of construction methods and all possible materials to make better housing. In their latest house, the architects are studying the efficiency of construction methods rather than trying to test out any new building materials.

The pictures across the page show how much of the house was assembled in one day with a crew of eight carpenters and a foreman; foundation and subfloor were done in five days. Since building this first house, the Pierce Foundation predicts that the next one will take a total of 780 man hours for assembly (exclusive of heating, plumbing and wiring).

Time consumed at the site, considered by itself, may not be startling, if compared with all the prefabs. Some can be site-assembled in a day. But for the degree of prefabrication employed and the inherent flexibility, it represents considerable advancement.

It was amazing to watch how smoothly and efficiently the structural shell went together on the first day. The framing was up in little over half an hour, the roof panels were in place in an hour, individual wall panels took about three minutes to tip into place and be fastened to the columns. What made the whole operation work so well was the new concept applied in the framing system plus many clever details, those evolved from previous studies — for example the ceiling panel assembly — and those developed for the new system — panel to column assembly is one.

House prefabrication, so called, varies from the completely factory-built unit to ones in which the materials are just pre-cut. The Pierce house falls in between the extremes at the point where factory-built sections (wall, roof, ceiling panels and trusses) are easily transported, can be built without a large outlay for space and equipment; and where a small, unskilled crew can handle the site assembly if directed by a reasonably skilled mechanic.

There is complete flexibility in room layout because of the clear span trusses. The length of the house can be varied in 8-ft increments since the bents are

spaced at this distance. The truss used in this particular model is built out of double-thick sections of 2 by 4's, as chords, and being spaced on 8-ft centers saves half the lumber used by conventional trusses (2-ft centers).

Although the experimental house is framed of and enclosed by wood, light-gauge steel trusses and pipe columns could be used for the bents; other sheet materials besides plywood, and pre-assembled slab or brick panels, if desired, might substitute for the enclosing walls.

Wall panels — with fenestration, doors or a full plywood face — are completely interchangeable.

The house can be built on a slab, over a crawl space or over a basement, as is the case with one illustrated with this article. Although the roof lines and span are fixed by the truss, the basic unit can be adapted to a variety of plan shapes, and can incorporate a garage and breezeway, as done with the house shown here.

### **Framing**




As mentioned, framing consists of semi-rigid bents which can be either wood or steel, erected on 8-ft centers. When steel trusses and pipe columns are used for the bents, nailer pieces must be fastened to them so that the wood panels can be attached.

When tipped up into vertical position, the wooden bents are secured to the sill by means of metal straps (see Fig. 8), are braced diagonally in both horizontal and vertical planes, are tied together and spaced by means of eave and ridge pieces. Eave pieces use metal fasteners; ridge pieces slide into slots in the trusses and are nailed. Gable trusses have the outside covering applied in the field before they are tipped in place.

### **Roof Panels**

Roof sheathing panels are nailed to the trusses as soon as the frame is erected, contributing great stiffness to the frame against racking loads. The panels are ½-in. plywood sheets, 4 by 8 ft, except for the ridge panel having a width of 2 ft 5¼ in. They are provided with longitudinal stiffeners in the nature of attached purlins, designed to span the 8-ft distance between bents.

Photo Pierce Foundation



Photos 9, 10, 11 Joseph Molitor

**Plywood Ceiling**

Before the exterior wall panels are installed, the ceiling is put up. This unique variation from standard practice provides for more rapid and efficient work in an unrestricted area and lets the edges of the ceiling panels next to the exterior walls extend beyond the inside face of the wall panels. Ceiling panels are all of one standard type, 1/4-in. plywood sheets nominally 4 by 8 ft in size, stiffened by nailed and glued cross members on the upper side.

8

They are supported by engaging special wood beams which span between lower chords of trusses and are suspended in such a way that the entire ceiling can be installed without nailing (see detail next page). After erection, a few finishing nails are driven to hold the panels in proper lateral alignment. Panels are sized, sanded, lightly beveled on their edges, and painted in the shop so that only one field coat is necessary in final decorating. The designers have found that the use of beveled edges for the panels results in a better appearance than if an attempt is made to conceal the joints, since a certain amount of expansion and contraction is bound to take place.

9

**Wall Panels**

With the ceiling in place, wall panels, nominally 8 by 8 ft, are tipped up and set between two columns which have mastic applied to them. Machine-driven screws go diagonally through the columns into the framing of the panel, pulling the panel tightly into place against the column and squeezes the mastic between joints of adjacent panels (see detail).

10

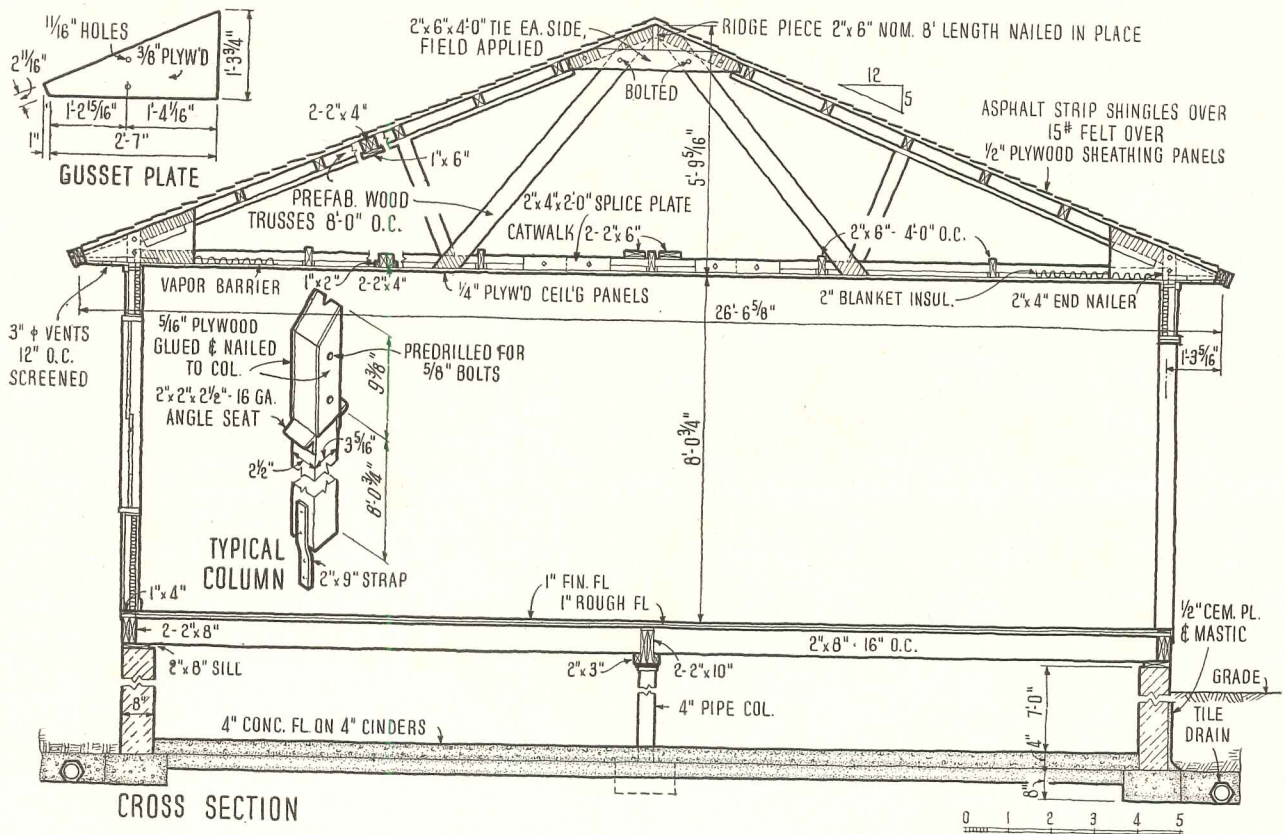
The panels are double-faced, stress-skin plywood construction on 3 1/2-in. wood framing, with 3/8-in. exterior grade plywood as the outer skin and a 1/4-in. inner skin. Panels are insulated with blanket-type material having one face covered with reflective aluminum foil.

Panels are thick enough so that the

11

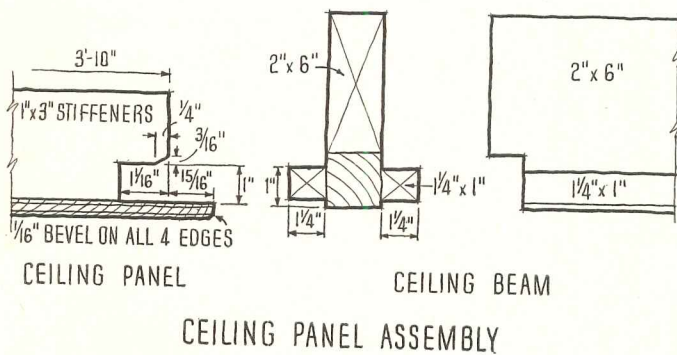
*Details. 8. Straps tie columns to sill; columns project beyond sill so they will be flush with asbestos cement skirting. 9. Detail shot of the end of the truss. 10. Roof panel stiffeners rest on a ledge formed by piece nailed under top chord; metal tabs tie the panels together. 11. Truss extension pieces and roof panels are added to this house to form an overhang*





CROSS SECTION

Drawing brings out truss and column details. Cross-hatched areas are both glued and nailed

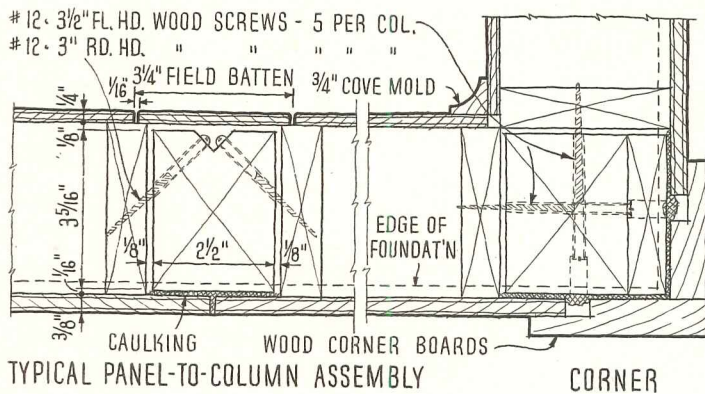



CEILING PANEL

CEILING BEAM

CEILING PANEL ASSEMBLY


Joseph Molitor Photos




TYPICAL PANEL-TO-COLUMN ASSEMBLY


CORNER

Ceiling beams, notched at the ends, are supported by ledger strips on the bottom chords of the trusses; stiffeners of the ceiling panels engage strips on the beams. Wall panels are pulled tight to the columns with machine driven screws







12



13



14



15

Photos 12, 13, 14 Pierce Foundation; Photo 15 Joseph Mollitor

columns are enclosed. Rather than try to make the wall panels fit exactly on the inside, which is practically impossible, the architects used filler strips, sized to fit in the field, to bridge a 3¼-in. gap between the inside faces of the wall panels. Wall panels are nailed at the bottom to the sill.

The framing and stressed-skin construction of the wall panels functions structurally by carrying wind loads as vertical beams *horizontally* to the columns rather than vertically between sill plates as in conventional construction.

Following installation of the wall panels, pre-fitted plywood panels are installed under the roof overhang, corner battens are applied, and the few remaining items of exterior trim — eaves fascia, rake mouldings and horizontal drip moulds — are added to complete the basic shell.

An overhang extension may be installed, using preassembled truss extension pieces and precut roofing panels as shown in Fig. 11.

The panels covering the under side of the roof overhang contain screened vents to insure proper attic ventilation.

While the shell enclosure is being completed, plumbing and heating can be installed. Except for large houses, all plumbing is concentrated in one pre-fabricated plumbing wall.

### Storage Walls

While the interior is still one large

**Figs. 12–14** show forerunners of the present Pierce house. Difference between the two systems can be seen by contrasting these with **Fig. 15**, frame of the new house. In former prefabs horizontal upper and lower wall panels acted as girders to support the roof and floor. The middle course of panels was not structural. In the new model, wall panels are independent of the frame. The roof is the first order of business in the present house instead of walls. **Fig. 12**. All-wood, Experimental House No. 2. Panels were not faced on both sides when first installed. **Fig. 13**. Houses built for defense workers in Maryland had exterior wall panels of insulating board sandwiched between protective layers of asbestos cement. **Fig. 14**. The horizontal structural system was adapted to use of steel columns, steel and plywood lintel girders, steel floor joists and light steel trusses

undivided space, the finish floor is laid. Packaged storage wall units, which constitute the major part of the partitions and which are also largely factory finished, are then assembled in place.

Interior partitions sufficient to complete space separations are built from pre-cut framing and pre-finished plywood panels.

### Electrical Wiring

Wiring installation is made easy through use of wiring chases in storage walls, by the use of hollow partition construction and, in the case of basementless houses, specially designed hollow baseboards, assembled by carpenters in the field. The only cutting of exterior wall panels is at points where convenience outlets are placed near the floor.

### Decorating

Decorating is relatively simple. Ceilings, like exterior panels are given one finish coat of paint and interior walls may be either painted or papered. In neither case is it necessary to fill any joints. Where wallpaper is used, heavy felt is applied to the plywood first to prevent cracking of the paper due to dimensional change probable with plywood.

### Limits of Field Accuracy

To attempt to manufacture wood parts to very small tolerances, expecting perfect fit in the field assembly, is im-

practical. In the Pierce house, allowances are made for unpredictable and uncontrollable variations. Enough flexibility is provided in field assembly dimensions and sufficient tolerances are allowed in the fitting of parts.

### Other Pierce Houses

As mentioned at the beginning of this article, the structural system of the latest Pierce house differs considerably from its forerunners.

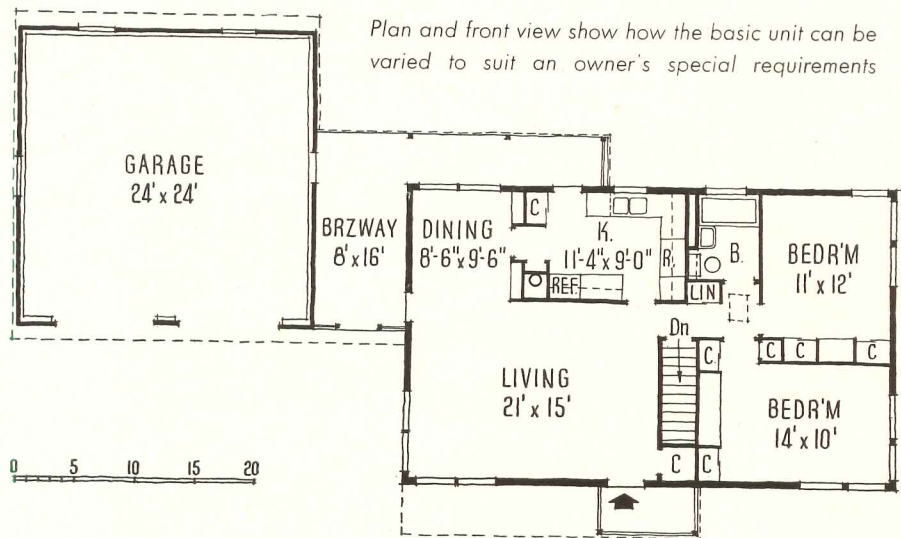
Emphasis in previous experimental houses has been on a horizontal structural system. (See Figs. 12-14.) Wall panels were erected horizontally in three tiers, each being a complete wall unit, insulated, faced inside and out. Lower course panels acted as deep girders to

hold joists and thus support floor loads. Upper course panels acted as lintel girders supporting roof trusses. Middle course panels were non-structural, merely enclosing the space between windows.


Different framing and surfacing materials were tried out. At first wood was used for both.

In several large developments built in 1941, a sandwich with outside layers of asbestos-cement and an insulating board core was used for the exterior walls.

Later on steel was used for columns, floor joists, trusses. Plywood, however remained the wall material in the later models of the horizontal system, and has been carried on into the new house.



Pierce Foundation Photo



## TILE-CONCRETE BEAMS FOR FLOORS AND ROOFS IN SMALL BUILDINGS

By J. Neils Thompson, Professor of Civil Engr., Univ. of Texas

**T**HE LOW COST of floor and roof slabs using the tile-concrete beams shown here coupled with fire-resistance are responsible for their growing application in the Southwest, Iowa and other parts of the Midwest where structural clay tile is being produced in sizable quantities.

A number of contractors in the Southwest are successfully placing this type of floor or roof slab at a cost of 50 to 60 cents per sq ft.

This system is applicable mainly to residential, school and light commercial buildings since the span generally should be less than 20 ft. Over that length the beams become too difficult and costly to handle.

Practically no form work is necessary, and the precast tile-concrete beams can be fabricated readily on the job which accounts for a great deal of the construction economy.

### Tile Design

A number of different tile designs have been tried with varying degrees of success. Most of the manufacturers in the Southwest have settled on *Joistile* (See Fig. 2) as providing the qualities essential in a structural unit.

Joistile construction is accomplished with two units of tile which are very similar. One of the units called the beam tile which forms the web of the beam is shown in the top section of Fig. 2. The portion of the tile identified as "A" is knocked out, leaving a trough for pouring in reinforced concrete.

The spanner tile unit which fills in the space between beam sections is very similar in cross section to the one shown except that piece "A" is not scored but left solid. The other diagrams in Fig. 2 show the two types of construction that can be used. The heavy construction has a 2 in. greater effective depth, with corresponding higher load carrying capacity.

Joistile is easy to stock, with very little loss in shipment or handling; only

1. Precast beams of tile and reinforced concrete have been spaced over supports so that filler tile (note lower right) can be dropped in between. 2. Tile design used in the Joistile system and the two types of construction. 3. Precasting the beams. 4. Beam being placed for floor by hand. 5. Beam being hoisted up for roof. 6. Floor almost ready to receive the concrete topping



3



4


one design is needed for both the beam and the filler tile; and there is little chance of the filler tile breaking during construction and injuring workmen.

### Precasting the Beam

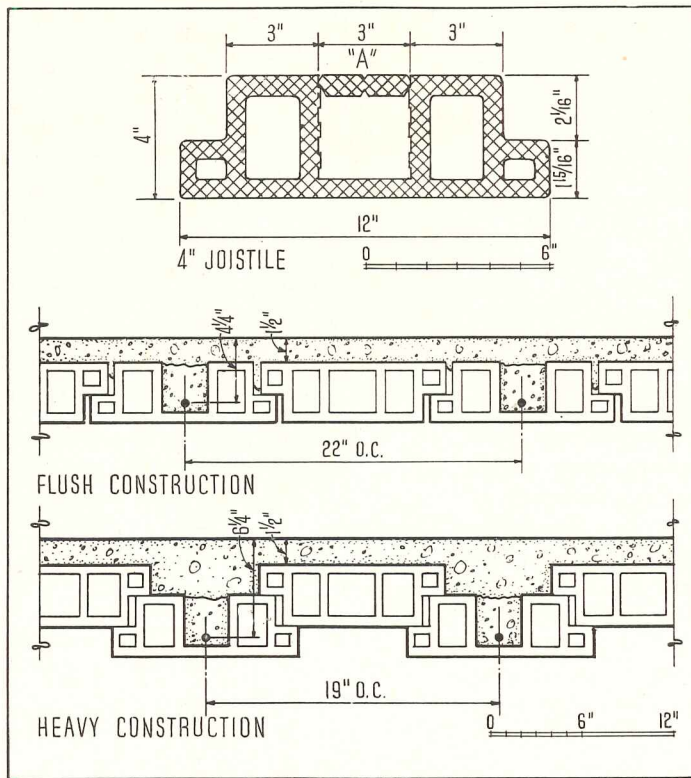
The beam tile are laid in line end to end on a firm flat surface until the desired length of beam is obtained. This forms a trough running the length of a row of tile. The proper amount of reinforcing steel is placed in the bottom of the trough. Then it is filled to the top with concrete as is being done in Fig. 3. After curing, in accordance with stand-

ard procedures, the beams are then placed on supports, either bearing walls or girders, and properly spaced for the design to be used. Figs. 4 and 5 show the precast beams being placed for a floor slab and for a roof slab respectively.


Filler tile, of the same design as Joistile, without the curving that forms the knockout piece, is then dropped between the beams (Fig. 1). In the case of spans in excess of 10 ft where deflections during construction might occur, shoring is used at the center of the span. Although the slab is not complete, the strength of the precast section is ample




1



2



5



6

to carry the construction load. Fig. 6 shows most of the tile in place prior to the pouring of the topping. The bond of the topping to the tile and to the web is sufficient to make this unit act as a conventional T-beam section which is used considerably in reinforced concrete construction.

The final step of placing top reinforcing, if required, piping and electrical conduits is then taken, and a topping of concrete of a depth determined by the design is placed.

Considerable research has been performed by the Bureau of Engineering

Research of the University of Texas in cooperation with the Department of Commerce, Clay Products Association of the Southwest, and the Structural Clay Products Institute. A number of structural advantages have been recognized by using the tile which significantly contributes to the structural strength of the beam, particularly in regard to the diagonal tension and in stiffness.

Recent research reports indicate the following conclusions: (1) With this type of tile, and probably with all types, the presence of open vertical joints be-


tween tiles is not a source of weakness insofar as diagonal tension is concerned. (2) It is unnecessary to stagger the tile joints on opposite sides of the web. (3) Diagonal tension resistance is increased with high strength tile. (4) Tile reduces the deflection of the joists. (5) Precasting the concrete to the level of the top of the tile does not weaken the bond between the floor slab and the precast concrete if care is taken to use workable mixes and to wet the tile before placing the concrete; but care should be exercised in both these matters to insure good results.

## PREFABRICATED FOUNDATION FORMS

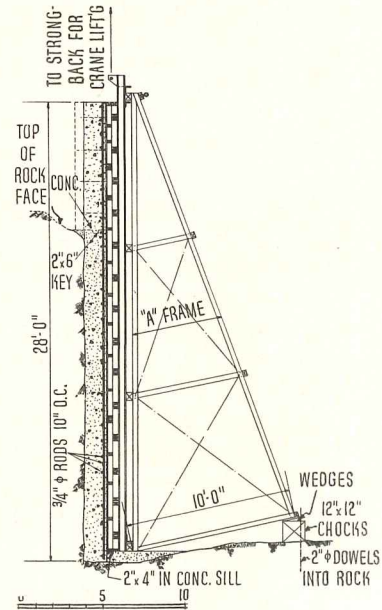
By constructing forms on the ground for the foundation walls of the New York Union Bus Terminal, scaffolding and hoisting of form material was eliminated. Walls were concreted against a vertical rock face.

After the forms were assembled, rigidly welded reinforcing steel was attached by means of special fasteners, developed by Jacob Feld, New York consulting engineer, which extended through the back of the forms. The forms were then moved into position by crane and the concrete placed.

Fasteners released the reinforcing from the forms and they were stripped after the concrete set. Then the forms were placed on the ground, reinforcing for the next section was attached, and the cycle repeated. Four sets of forms were used, each 28 ft high by 24 ft wide. The contractor was Foss, Halloran & Narr, Inc., Long Island City, N. Y.

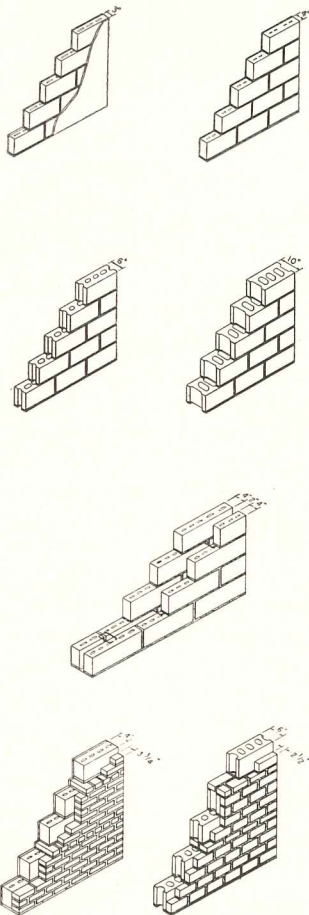


Lone Star Cement Corp.




Left: reinforcing being fastened to the forms laid on the ground; the crane hoists them into place next to the vertical rock face. Right: section of the form and foundation wall

## FIRE TESTS ON LIGHTWEIGHT MASONRY



Below: cavity-type load bearing walls of expanded slag concrete units (foreground) and cinder concrete (background) set in the frame for fire endurance test. Left: types of walls analyzed in report by the Bureau of Standards



LATEST in the National Bureau of Standards Building Materials and Structures Reports\* indicates the fire resistance that can be expected of walls of various thicknesses made from lightweight-aggregate masonry units. Aggregates used were cinders, pumice, expanded slag and expanded burned-shale. Constructions tested ranged from 3-in. non-load bearing partitions to 10-in. load-bearing walls with no framed-in members, and included brick-faced exterior bearing walls.

Fire resistance values varied with the thickness of the wall, moisture content at the time of test and kind of aggregate used, and ranged from 69 min for a 4-in. unplastered partition to 7 hr and 3 min for an 8-in. bearing wall faced with brick and backed with 4-in. lightweight units.

\*BMS 117, Fire Resistance of Walls of Lightweight Aggregate Concrete Masonry Units, available from Supt. of Documents, U. S. Gov. Printing Office, Washington 25, D. C. 20 cents.

# PRODUCTS for Better Building

## Packaged Heating Units


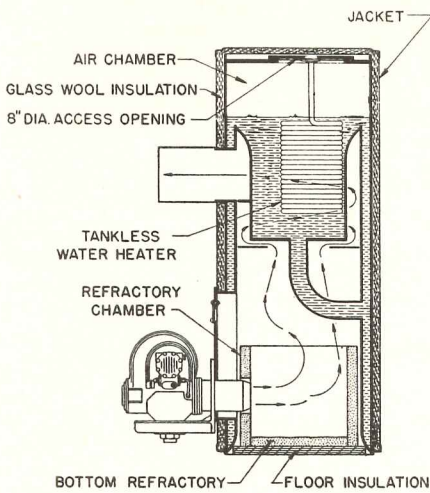
Small, complete packaged heating units for installation in kitchens or utility rooms were a significant trend evident at the National Oil Heating Exposition held in Philadelphia. The units paralleled in size many of the standard kitchen appliances — counter-height cabinets, refrigerators, home freezers, etc. Most had enamel finishes similar

to those used on kitchen equipment. They were designed to provide both heating and domestic hot water supply. Among the models displayed were:

- The *Timken Silent Automatic Kitchen-Type Oil Burner*. A counter-height unit available in two sizes, 35½ by 35½ in., and 26 by 31 in. Both sizes have rounded corners. The larger model may be obtained with a stainless steel work-top. Total heating capacities are 80,000 Btu

white enamel cabinet with a base 32 by 29⅞ in., and is 56 in. high. Both have an output gross rating of 116,000 Btu per hour. It is said to be equipped with a special type of modulating control system. The National Radiator Co., Johnstown, Pa.

- The *York Heat Levittowner*. This radiant heating boiler is housed in a refrigerator type cabinet, which is 51 in. high, and occupies 5 sq ft of floor space.



Above, typical new heaters with scale of heights: (A) National Packet units, section and cabinet; (B) York Heat; (C) Fairbanks-Morse. Below, Timken unit in kitchen



per hour for the smaller, and 100,000 Btu per hour for the larger unit. Both units may be installed on combustible flooring. The Timken Silent Automatic Div., The Timken-Detroit Axle Co., Jackson, Mich.

- The *GE White-Jacketed Oil Burner*. A refrigerator-sized furnace which measures 52 in. high, 22 in. wide, and 33 in. deep. The gross output is 100,000 Btu per hour. The unit is said to be especially designed for radiant panel heating systems. A small diameter prefabricated chimney may be used with the furnace. General Electric Co., Automatic Heating Div., Bloomfield, N. J.

- The *National Packet All-In-One Home Heating Unit*. Designed for steam or hot water heating, this unit is available in two types. One is a round, hot water heater-like unit 21 in. in diam, and 52¾ in. high. It is finished in French gray, with exposed accessories painted black. The other model is housed in a

It was developed for use in the Levittown, Long Island, house development. It furnishes two-temperature water from the same boiler without the use of expensive and complicated mixing valve control arrangements. Low temperature water is supplied for radiant coils, and high temperature for domestic hot water. York-Shipley, Inc., York, Penn.

- The *Fairbanks-Morse Comfort Package*. This unit is housed in a 40 in. high green cabinet. The base is 37 by 24 in. The burner and all operating controls are located behind a front lift-out panel. The furnace is for steam vapor or hot water, and uses oil, gas or coal. The net rating is 77,000 Btu. Flues are of corrosion resistant alloy steel. Fairbanks, Morse & Co., 600 S. Michigan Ave., Chicago 5, Ill.

- The *Bethlehem Crusade-A-Therm*. This unit is principally designed for installation in basement or utility rooms. The

(Continued on page 192)

## MANUFACTURERS' LITERATURE

### Safety Equipment

*Best's Safety Directory, 1950-1951.* This is the third edition of a directory devoted to safety, first aid, hygiene and fire protective products. Each item is presented with a brief description of use and construction, and a list of all manufacturers producing such a product. Many are illustrated. The volume is well indexed.

Among the main sections of the book are: protective clothing; fire and burglary protection; first aid and sanitation; and plant maintenance. Other sections include: above ground protection; warning and material handling equipment; electrical equipment; atmosphere control; and training and working aids. 511 pp., illus. Price. \$5.00. Alfred M. Best Co., Inc., Best Building, 75 Fulton St., New York 7, N. Y.

### Air Purification Cells

*Dorex Activated Carbon Air-Recovery Cells — Type C (Bulletin 117-C).* Catalog gives information covering the construction, selection and application of the air purification cells. The functions of the unit are discussed. Specifications, arrangement details, and capacity and resistance curves are included. Illustrations of various types of applications and other types of air recovery cells are given also. 16 pp., illus. W. B. Connor Engineering Corp., 116 E. 32nd St., New York 16, N. Y.

### Architectural Metalwork

*Hollobill Aluminum Entrances and Architectural Metalwork.* This large brochure covers stock and custom entrances and glass door frames, with many sketches, details and construction drawings. Also included are data on: special windows, standard hardware, custom pull handles and push plates, letters, egg-crate ceiling louvers, shower doors and tub enclosures, poster cases, louvers, jalousies and sun shades. Installation instructions and typical con-

nections are given along with profiles of section members and suggested specifications. 25 pp., illus. The Hollobill Co., 2081 Laura Ave., Huntington Park, Calif.

### Vermiculite Movie Available

A new sound film showing the uses of vermiculite products in construction, entitled *Vermiculite, the Wonder Mineral*, has been issued for use as an educational movie for colleges, short courses, and group meetings of all kinds. The film runs about 18 minutes, and no trade names are used. It can be obtained on loan without charge; the only requirement is a competent operator and standard projection equipment. Vermiculite Institute, Attn. E. R. Murphy, 208 S. LaSalle St., Chicago 4, Ill.

### Bronze Memorials

*Memorials of Everlasting Bronze (Catalogs O and S).* Folders illustrate a line of honor rolls, portrait tablets, nameplates, memorials, architectural letters and historical markers, all executed in bronze. The first folder also includes busts, statues, types of fastenings, and various types of embellishments and borders. 16 pp. each, illus. Meierjohan-Wengler, Metalcraftsmen, 1102 W. 9th St., Cincinnati 3, Ohio.

### Kitchen Equipment

*Glamour Comes to the Commercial Kitchen.* Booklet presents a new line of electric cooking equipment for commercial establishments. Included are: ranges, broilers, fry kettles, griddles, bake ovens, and all-purpose ovens. Descriptions, features and illustrations are given for each of the appliances. A brief resume of the development of electrical cooking is included also. 24 pp., illus. Hotpoint Inc., 5600 W. Taylor St., Chicago 44, Ill.\*

### Wood Frame Schools

*School Buildings Your Tax Dollars Can Afford.* Brochure discusses the features of wood frame construction used

for one story school buildings. The problem is treated from several viewpoints including: methods used in California, comparative costs, safety factors (fire, earthquake and wind), decay and termites, flexibility, and permanence. Notes are included on modern timber construction, truss designs and connectors. A bibliography of lumber literature also is given. 22 pp., illus. Timber Engineering Co., 1319 18th St., N.W., Washington 6, D. C.

### Heat Absorbing Glass

*Coolite, Heat Absorbing and Glare Reducing Glass.* Catalog describes properties and uses of the glass, and gives notes on its application in new construction, modernization and replacement work in industrial and other buildings. Typical installations in factories and schools are illustrated. Heat and light transmission tables, specification data, and maintenance notes are also included. Catalog and samples of Coolite glass are available when requested on company letterhead. 12 pp., illus. Mississippi Glass Co., 88 Angelica, St. Louis 7, Mo.\*

### Micarta Panels

*YOU Can Install Micarta Panels.* Folder describes construction and installation of the factory bonded panels. Pictorial instructions give methods of treating panel edges and tools necessary for installation. Typical construction details for various applications also are included. 4 pp., illus. United States Plywood Corp., Weldwood Building, 55 W. 44th St., New York 18, N. Y.\*

### Control Devices

*Industrial Control Devices For Temperature, Flow, Pressure, Liquid Level and Humidity (Catalog 8303).* Presents over 100 different models of non-indicating electric, electronic, and pneumatic controllers for industrial applications. New types of electronic and self-contained electric temperature con-

(Continued on page 212)

\*Other product information in Sweet's File, 1950.



# Revere Quality House Proves Economy and Efficiency of KIMSUL\*



The striking new Revere Quality house in Prairie Village, Kansas. David S. Runnells, architect; Donald H. Drummond, builder.

DONALD H. DRUMMOND  
8724 Delmar  
Mission, Kansas

January 4, 1950

Kimberly-Clark Corporation  
Neenah, Wisconsin

Gentlemen:

I would like to tell you I have used your Kimsul insulation ever since I started in business. I have found it competitive in price, economical to install, and above everything else a good insulator.

As you know, we used Kimsul insulation in our Model Modern Revere Home here in Prairie Village, Kansas. While our home was under construction there was a good deal of speculation as to whether we could heat a modern house in this climate. The owners have moved in and we have no heating problem. The model house was one of nine houses we are building on a cul-de-sac and there are fifteen more projected houses and we intend to use Kimsul in all of them.

Yours very truly,

D. H. Drummond

DHD:brb

In today's low to medium-priced homes—where maximum efficiency with *low true cost* is an absolute requirement—more and more designers and builders are specifying KIMSUL\* insulation.

The many-layer stitched KIMSUL blanket provides *lifetime* uniform protection over every inch of covered area. Can't sag or settle to leave heat-leaking

thin spots. It offers high thermal efficiency ("k" factor 0.27), plus resistance against fire, vermin and mold. In easily handled, *measured* rolls, KIMSUL can be quickly installed by unskilled labor. KIMSUL saves 80% on space and handling costs, too, with each roll compressed to 1/5 installed length. And the exceptional flexibility of the

KIMSUL blanket lends itself well to caulking and fitting behind pipes, wiring and other "tight spots".

For complete information, see Sweet's Architectural and Builders Catalogs, or write to:

**KIMBERLY-CLARK CORPORATION**

Neenah, Wisconsin

Now 2 types of KIMSUL insulation

— Regular and Reflective

(Red Roll)

(Gray Roll)



\* T. M. REG. U. S. PAT. OFF. & CAN.


# Who gets blamed when a fireplace smokes?

**W**HY are thousands of new homeowners caused the expense and disappointment of smoky fireplaces every year? Because many inexperienced masons fail to carry out architects' designs, use rule-of-thumb methods and build hearths out of proportion to flues. But, who is usually blamed by the homeowner? The Architect.

## Insure smokeless fireplaces with minimum supervision

The Heatilator\* Fireplace unit is a complete fireplace from hearth to flue, around which any style of fireplace can easily be built . . . even by inexperienced masons, and without unnecessary supervision by the architect. The Heatilator unit consists of:

1. A scientifically designed firebox.
2. A properly proportioned throat.
3. A removable damper with adjustable poker control.
4. An extra wide down-draft shelf.
5. Complete metal smoke dome to speed passage of smoke into chimney.



Typical placement of warm-air grilles in a projecting fireplace.

Because these vital parts are pre-built in one compact form, the Heatilator unit insures a fireplace that draws properly and will not smoke. It eliminates guesswork and other causes of failure.

## Costs little, if any, more than ordinary fireplace

Because the Heatilator unit is ready to install, it saves mason time and labor. It saves on expensive firebrick. Thus, a completed Heatilator Fireplace costs little, if any, more than an ordinary fireplace! In addition to this original economy, and

even more important, your client can count on the *lifetime* economy of smokeless, trouble-free operation.

## Heatilator unit ups fireplace efficiency

The Heatilator Fireplace draws in cool air from floor level, heats it, and circu-



A Colonial Fireplace built around a Heatilator unit. Warm-air grilles are located in the bookshelf sides.

lates it to every corner of the room, and to other rooms as well. On cool Spring and Fall days, this use of heat ordinarily wasted makes furnace operation unnecessary. In mild climates, it is the only heating equipment needed. It saves the cost of expensive heating plants that are used only a short time each year.

Heatilator Fireplaces are ideal for summer camps and cabins, making them usable weeks longer in Spring and Autumn. It solves the heating problem in basement recreation rooms without unsightly pipes and radiators. Heatilator units, made of boiler plate steel, are built for a lifetime.

A Heatilator Fireplace permits any architectural style and the use of any material. The air intake and outlet grilles are easily placed to blend with the general design. When the fireplace projects into the room, the grilles are out of sight

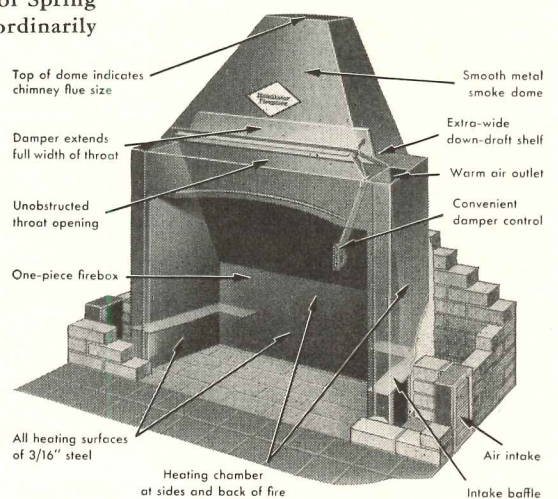


The warm-air grilles in this striking Colonial fireplace are hidden in cupboards.

in the ends. If the fireplace is flush, the intakes can be placed in baseboards on either side of the hearth . . . outlets high above mantel.

Give clients the advantages of a Heatilator unit. Write today for complete information. Heatilator, Inc., 617 E. Brighton Avenue, Syracuse 5, N. Y.

\*Heatilator is the reg. trade mark of Heatilator, Inc.



# HARDWARE-13: Door Holders, Stops and Bumpers

By Seymour Howard, Architect, Instructor at Pratt Institute,

with the cooperation of the American Society of Architectural Hardware Consultants

Note: For specific details and sizes, consult manufacturers' catalogs.

## OVERHEAD HOLDERS AND STAYS

### General Notes For All Types

1. In determining hold-open angle, be sure clearance is available for slight swing past angle to allow shock absorber to function.
2. Slide and track types available (concealed or exposed) with friction shoes which hold door open against light drafts at any position (no predetermined hold-open angle).
3. Similar types also available as simple stays (stops), to prevent door opening beyond a fixed angle, but without hold-open mechanism.

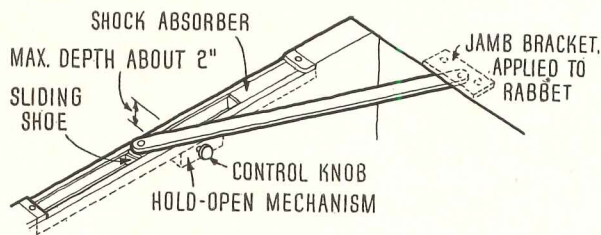
### Concealed Type

- Available for:
1. Single hung on butts;
  2. Single hung on offset pivots;
  3. Single hung on center pivots;
  4. Double hung on center pivots.

Automatically holds door open at predetermined angle (up to about 110 ft); released by simple pull on door.

Control knob can be turned to:

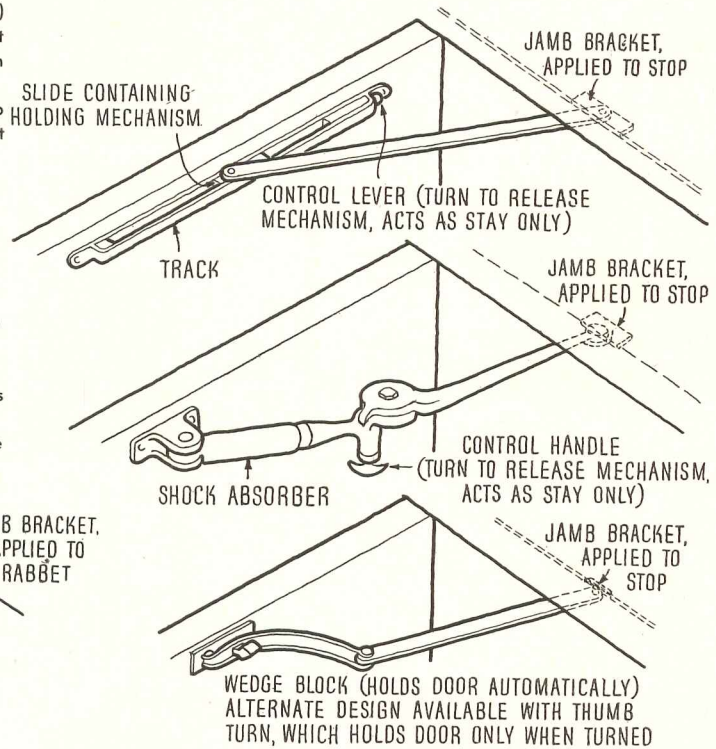
1. Release hold open mechanism (acts as stay only);
2. Lock hold open mechanism (door can be shut only by turning knob).



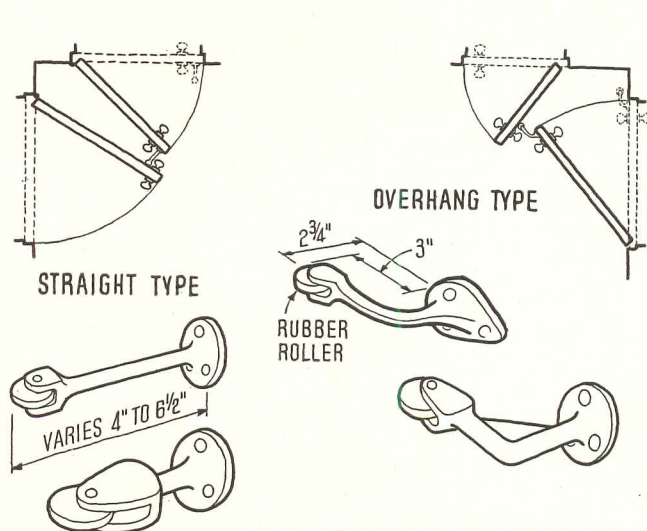
### Exposed Types

- Available for:
1. Single hung on butts;
  2. Single hung on offset pivots;
  3. Single hung on center pivots.

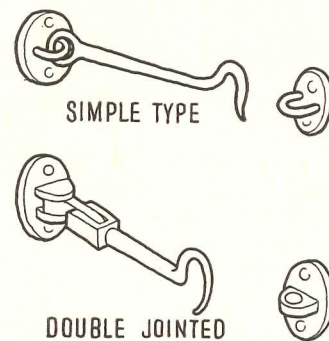
Operation similar to concealed type.



## ROLLER STOPS (BUMPERS)



## CABIN DOOR HOOKS



LENGTHS USUALLY AVAILABLE  
2 1/2", 3", 3 1/2", 4", 6", 8"



Schools



Commercial and  
Public Buildings



Hospitals

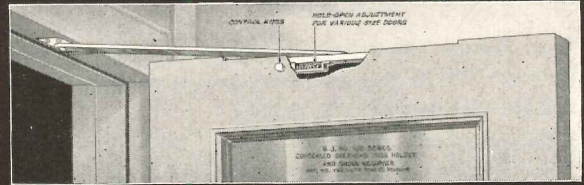
*Foremost  
Buildings  
Everywhere*

ARE EQUIPPED WITH


# G-J DOOR DEVICES

For more than a quarter century G-J Door Devices have been enjoying the unqualified recommendations of leading architects in specifications for schools, commercial and public buildings, and hospitals throughout the country. Not only because of the fine quality and unvarying dependability of the products themselves, but also because the G-J line includes devices for all types of doors and their various controlling problems.


- ☆ A Complete Line
- ☆ Proved in Service
- ☆ Known for Distinction



G-J 100  
Concealed Overhead Door Holder




G-J 90  
Surface Type Overhead Door Holder



K. H. 1  
Arm Pull




G-J 64  
for Metal Frames




G-J 65  
for Wood Frames




G-J F-9  
Door Holder  
and Bumper



G-J 1150  
Plunger Type  
Door Holder



G-J FB-13  
Dome Type  
Door Bumper



G-J F-40  
Door Holder  
and Bumper

For complete information  
on G-J Devices write for  
general catalog



## GLYNN-JOHNSON CORPORATION

Builders' Hardware Specialties for Over 25 Years

4422 N. Ravenswood Ave.,

Chicago 40, Illinois

# HARDWARE-14: Door Holders, Stops and Bumpers

By Seymour Howard, Architect, Instructor at Pratt Institute,

with the cooperation of the American Society of Architectural Hardware Consultants

Note: For specific details and sizes, consult manufacturers' catalogs.

### FLOOR TYPE DOOR STOPS AND HOLDERS

### WALL TYPE DOOR STOPS AND HOLDERS

### WALL TYPE DOOR BUMPERS



USUALLY APPLIED TO WALL AS KNOB BUMPERS. ALSO TO DOOR TO PREVENT DAMAGE TO COUNTERS OR FURNITURE WHEN WALL OR FLOOR BUMPERS ARE UNSUITABLE.

### JAMB TYPE BUMPERS (SILENCERS)

USE THREE PER DOOR ON STRIKE STOP

# Here's a real "mechanic's garage"

radiant heating with National Steel Pipe assures warm floors... maximum comfort... at low cost



● The Kuykendall Chevrolet Company garage, in Lubbock, Texas, is skillfully designed with two important things in mind: High efficiency, for low operating cost; and maximum comfort, for higher worker output.

You can't beat radiant heating for attaining such results. It provides warm floors and uniform, comfortable temperatures throughout—ideal for garage work. Radiant heating eliminates above-floor heating units and makes the entire working area available. There are no obstructions, no hot spots, no cold areas or damp floors to handicap operations. These advantages have led to the increasing use of radiant heating in modern garage construction.


Steel pipe is unequalled for radiant heating installations. It's strong and ductile for easy bending. It's ideal for making welded joints. And steel pipe is so strong that it's hard to damage during installation. Best of all: it's durable in service and economical to use. When you buy National Steel Pipe, you're buying the same reliable steel pipe that has been the standard for conventional heating for more than sixty years.

If you are planning a radiant heating installation in a garage, store, terminal, factory, warehouse or plant, be sure to get all the advantages of using National—world's largest selling pipe.

Write today for our free 48-page book on Radiant Heating. It includes data for estimating heat losses, designing coil systems for floor and ceiling installations, typical coil patterns, testing procedures, fitting resistances, insulating techniques, pipe data and heat transmission tables. Ask for Bulletin No. 19. National Tube Company, Frick Building, Pittsburgh 19, Pa.

NATIONAL TUBE COMPANY, PITTSBURGH, PA.

COLUMBIA STEEL COMPANY, SAN FRANCISCO, PACIFIC COAST DISTRIBUTORS  
UNITED STATES STEEL EXPORT COMPANY, NEW YORK



## NATIONAL Steel PIPE

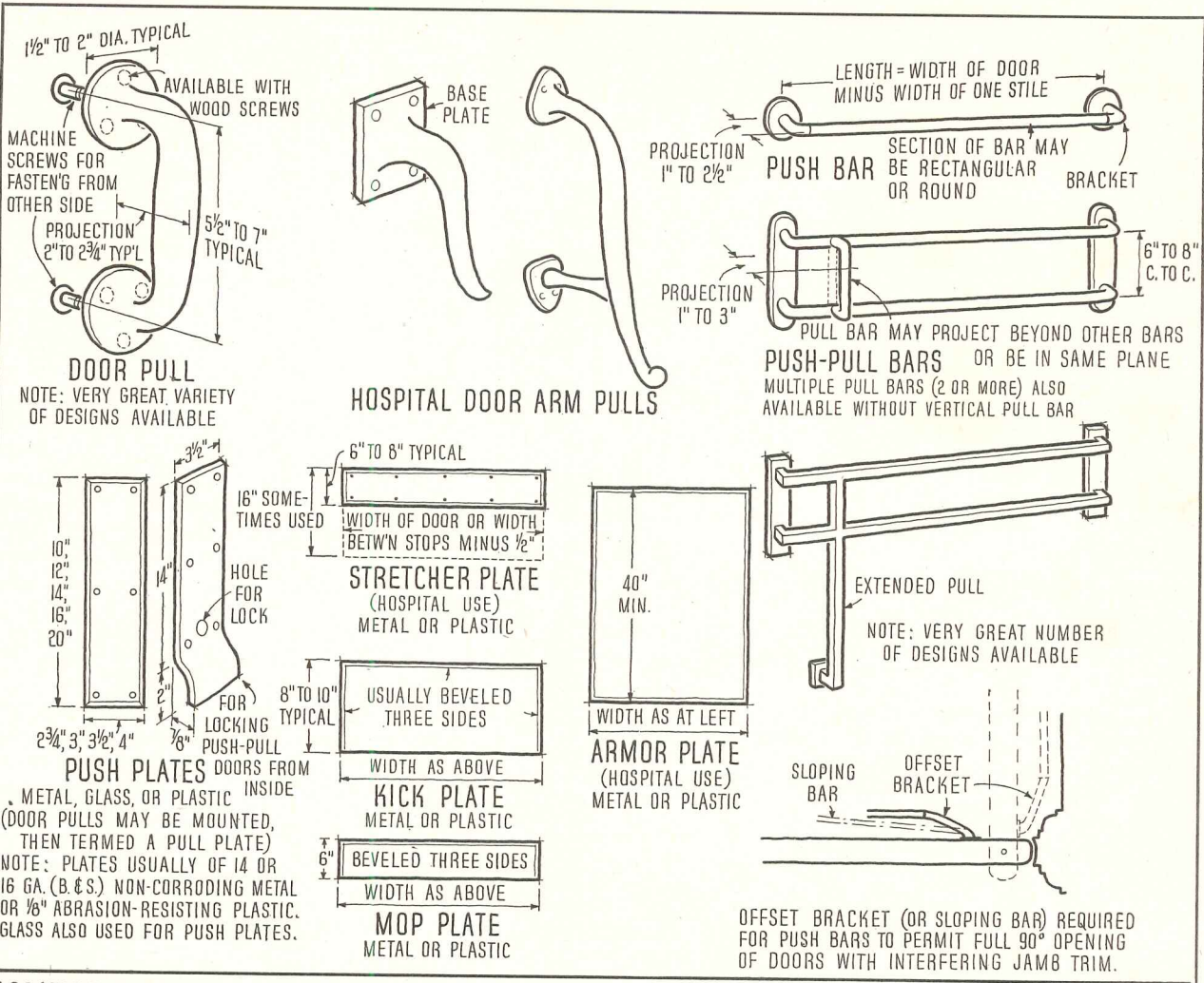
UNITED STATES STEEL

# HARDWARE-15: Door Pulls, Push-Pull Bars and Plates, Kick Plates

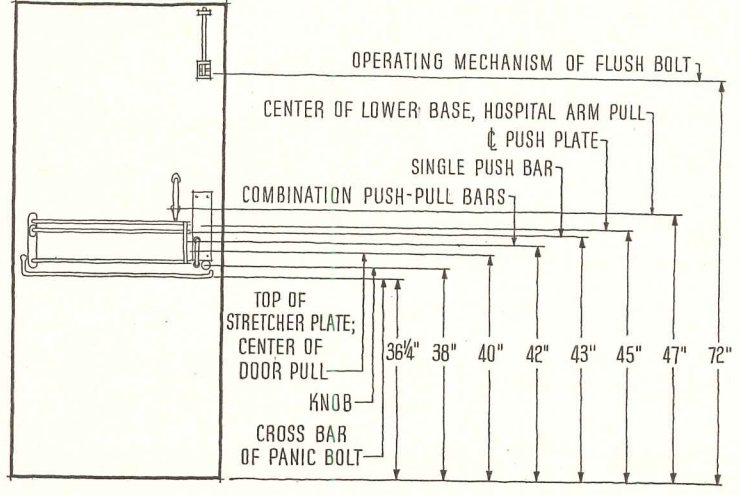
By Seymour Howard, Architect, Instructor at Pratt Institute,

with the cooperation of the American Society of Architectural Hardware Consultants

Note: For specific details and sizes, consult manufacturers' catalogs.



## LOCATION DIAGRAM



NOTE: THESE DIMENSIONS ARE ONLY A GENERAL GUIDE IN THE ABSENCE OF OTHER SPECIFICATIONS. THEY WOULD BE UNSUITABLE FOR SOME TYPES OF BLDGS SUCH AS SCHOOLS. SOME DIMENSIONS ARE DETERMINED BY DOOR MANUFACTURERS WHOSE TEMPLATES SHOULD BE CONSULTED.

DO YOU KNOW YOU CAN CUT  
COPYING COSTS WITH A METHOD THAT'S

# 60 Times Faster?

...and many times better  
than old-fashioned "copying"

## IT'S OZALID...

the *speedy copying process* that reproduces anything typed, drawn or written. You get perfect copies of letters, records, reports, photographs, index files, drawings—anything.\*



### ONLY OZALID GIVES YOU ALL THESE ADVANTAGES ... AND FASTER, TOO!

**60 TIMES FASTER** because Ozalid duplicates in one minute what used to take an hour manually. Letters, files, photographs, drawings—anything!\*

**60 TIMES FASTER** because copying errors are eliminated. There is *no check-back* to the original!

#### FIRST PRINT TO LAST, OZALID COPIES ARE SAME HIGH QUALITY

Because Ozalid is the "Standard of Quality" among sensitized papers!

Because Ozalid's "speed" is the same month in and month out.

\*If light won't shine through, an inexpensive intermediary step is taken.

**60TIMES FASTER** because changes are made by simply adding new material to create a "composite master." No need to re-create an entire piece!

**60 TIMES FASTER** because Ozalid makes copies in *any size*—in sheets or continuous rolls!

Because Ozalid's longer shelf-life means materials are fresh. Yes...

**60TIMES FASTER** because you save *waste, labor and processing costs!*

Cut Copying Costs ... Use

# OZALID!

JOHNSON CITY, NEW YORK

Ozalid in Canada—  
Hughes Owens Co., Ltd., Montreal

OZALID, Dept. E3  
Johnson City, New York  
Gentlemen: Please send free illustrated  
booklet that fully explains the Ozalid  
process.

Name.....  
Company.....  
Position.....  
Address.....  
Or call your local Ozalid distributor listed  
in the classified telephone book.

A DIVISION OF GENERAL ANILINE & FILM CORPORATION. "FROM RESEARCH TO REALITY"

## THE RECORD REPORTS

WASHINGTON  
(Continued from page 24)

housing characteristics including both physical and financing.

Construction cost as given represents cost of labor, materials, subcontracted work, and that part of the builders' overhead and profit chargeable directly to the construction project.

### Hospital Progress Report

The U.S. Public Health Service ran its total of new hospital projects approved under the Hill-Burton Act up to 1287 at the end of April. A construction sum of \$874,803,000 was represented in this number of jobs approved, and they would add 61,196 beds to the nation's total inventory. The federal share of cost is expected to be around \$307,-320,000.

Already, 172 projects costing \$48,-150,000 and providing 4130 new beds are in operation. Under construction are another 631 hospitals costing \$457,-795,000 and providing 32,552 additional beds. Four hundred eighty-four projects, to cost \$368,858,000 are in the "initially approved" category. These eventually will add 24,504 beds to the supply. Health centers constructed under the program number 234: 45 are operating, 86 are under construction, and 103 have been given initial approval.

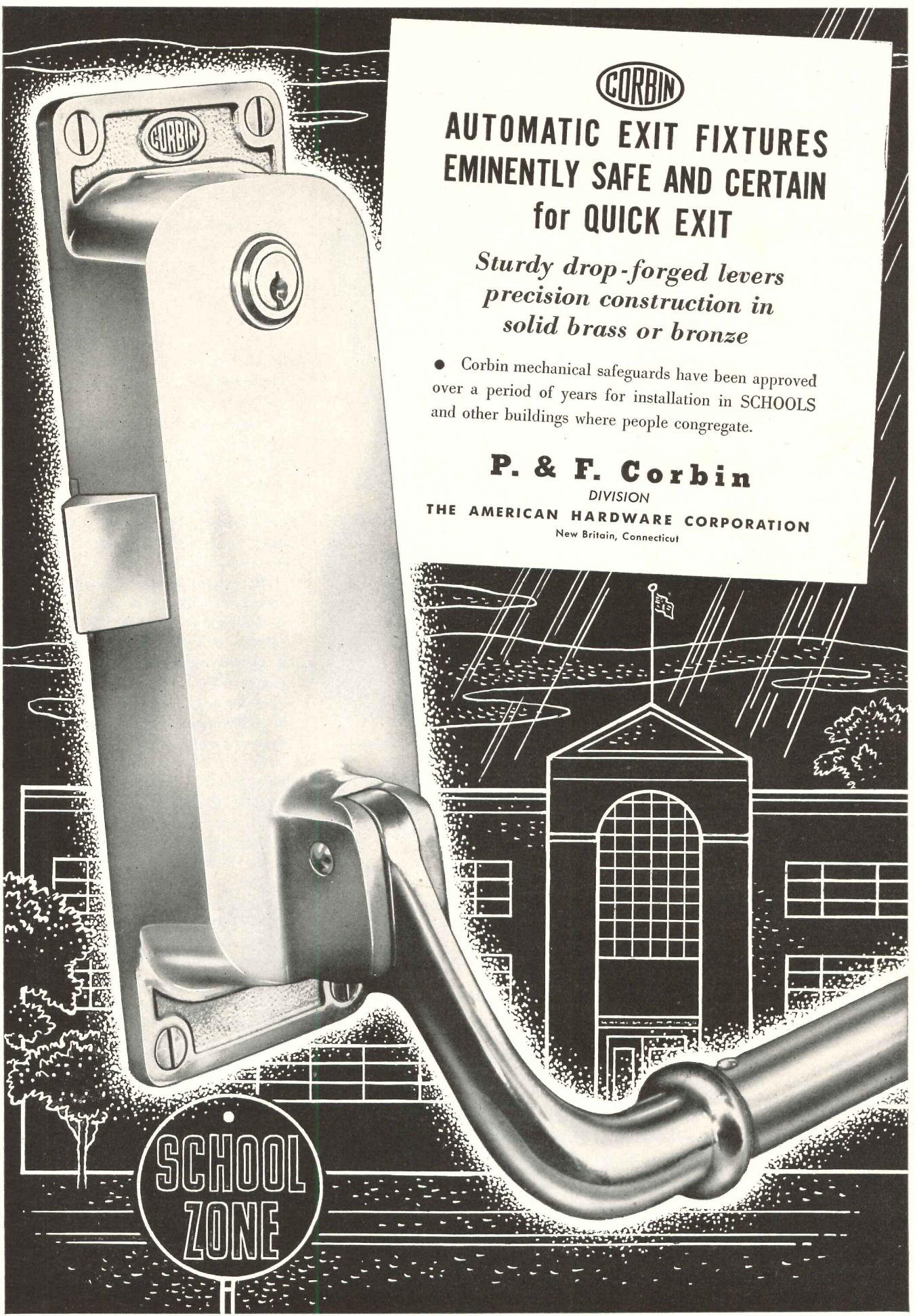
The greatest gains in the approval of projects so far will accrue to Alabama, Kentucky, Mississippi, New York, North Carolina, Ohio, Pennsylvania, Texas and Puerto Rico, each of which will gain 2000 beds or more from construction of new hospitals. The program purposely was given initial impetus in the Southern states where the need was felt to be the greatest. Results of this prime effort are showing up now in the tabulation of completed projects. Florida, for example, has 314 beds completed and operating; Georgia, 267; Louisiana, 457; North Carolina, 364; and Texas, 633.

### FNMA and Reorganization

Among several unsettled matters of vital importance to the building industry was final disposition of the Federal National Mortgage Association, the secondary market depository for housing loans insured by the Federal Housing

(Continued on page 154)





**AUTOMATIC EXIT FIXTURES  
EMINENTLY SAFE AND CERTAIN  
for QUICK EXIT**

*Sturdy drop-forged levers  
precision construction in  
solid brass or bronze*

- Corbin mechanical safeguards have been approved over a period of years for installation in SCHOOLS and other buildings where people congregate.

**P. & F. Corbin**

DIVISION

**THE AMERICAN HARDWARE CORPORATION**

New Britain, Connecticut

**SCHOOL  
ZONE**

# Ramset Fastening System

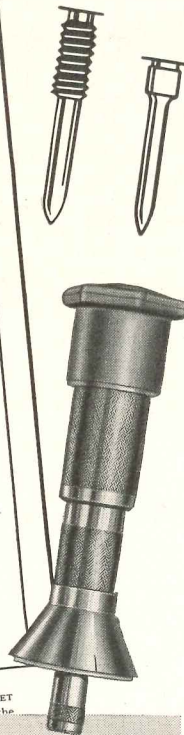
Cost comparison sheet for *General Contractors Inc.*  
(name of job)

This form is provided for estimating costs on any job with RAMSET FASTENING SYSTEM as compared with present method, and to indicate possible savings with RAMSET method. In estimating fastening time with present system, use actual time of workmen doing the work, including making fastener hole, inserting plug and attaching

fastener. Use same method for RAMSET, which will ordinarily be less because the fastener itself is set in one operation.

Materials cost for present method should include plugs and fasteners, and for RAMSET, should include both fastening charge and the fastener itself.

	Estimated Present Method	Actual Ramset System
NO. OF FASTENINGS..... 7186		4843 HOURS
TIME REQUIRED.....	2371.4 HOURS	\$ 968.60
COST AT \$ 2.00 PER HOUR.....	\$ 4,742.80	1,651.68
COST OF MATERIALS.....	718.60	\$ 2,620.28
TOTAL COST.....	\$ 5,461.40	\$ 2,841.12
COST SAVED WITH RAMSET SYSTEM.....		52 %
SAVED PER FASTENING WITH RAMSET SYSTEM.....		\$ .39
TIME SAVED WITH RAMSET SYSTEM.....		1,887.1 HOURS
		79.5 %



**\$2,841.00 SAVED**  
WITH **Ramset**  
FASTENING SYSTEM

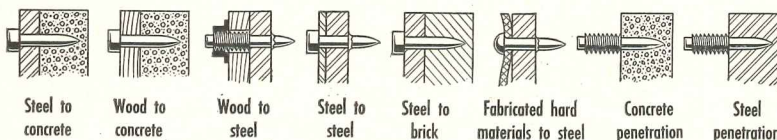
FOUR MINUTES per fastening (total time on job) with RAMSET SYSTEM instead of NINETEEN MINUTES with his old method saved this contractor \$2,841.00 on one steel fastening job. Instead of slow, laborious, costly drilling—just load the self-powered, light, RAMSET FASTENING TOOL. Then—READY! RAM! SET! Quick, easy, economical—and tight. *Actual fastening time, less than one minute per fastener!*

Compare your fastening costs into steel, concrete and other hard materials. See how lightning-fast RAMSET cuts costs from 50% to 90% and sets fasteners up to 60 times faster than old-fashioned methods. With 65 sizes and types of pins and studs to choose from, RAMSET can be specified for almost any construction fastening.

To reduce fastening costs and finish your clients' projects faster, call your local RAMSET Specialist or ask us for details.

Stemco Corporation • Cleveland 16, Ohio  
Member of Producers' Council

## FASTEN FASTER, EASIER, CHEAPER WITH RAMSET



### Ramset System

SAVES TIME . . . CUTS COST  
ON JOBS LIKE THESE:

#### Fastening—

- Metal framework to walls, floors and ceilings.
- Supports to concrete, brick and steel.
- Hangers for piping and duct work.
- Wood sills to concrete.
- Metal roofs or walls.
- Wiring, conduits and other electrical installations.
- False ceilings and lighting fixtures.

## THE RECORD REPORTS

WASHINGTON  
(Continued from page 152)

Administration and guaranteed by the Veterans Administration. This secondary market is now a subsidiary of the big Reconstruction Finance Corp. A reorganization plan now pending before Congress would transfer the secondary market outlet, known to the trade as Fannie Mae, from its parent agency to the Housing and Home Finance Agency. Unless vetoed by either branch of Congress before July 8, this plan automatically goes into effect.

Continuation of the loan buying and selling activities of FNMA is extremely important to the current high volume of home construction. Builders have expressed the opinion that this support for ready home purchase credit, or an equivalent, must be maintained to bolster the record home building pace.

The importance of this function to the sustained high rate of new home starts is indicated in the belief of some RFC officials that it has become, in effect, a primary market for housing mortgages; this to the extent it largely predetermines the volume of business to be written and dictates capacity of local lenders to expand their lending operations. Of course, RFC officials have been resisting the President's proposed transfer of FNMA to the Foley agency. They say Fannie Mae is the member of the corporation family that keeps the whole RFC on the black side of the ledger.

The purchase and sale of these government-backed home loans made \$12 million for RFC during the first nine months of the fiscal year ending June 30. Some go so far as to say that RFC, without the money-making powers of its Fannie Mae, would wind up in the red, all else being equal. But tied in with the Administration endeavor is another plan to transfer all other activities of the big lending agency to the Commerce Department, thereby entirely dissolving its independent status. The two plans, along with a third to transfer the prefabricated housing loan program from RFC to the federal housing agency, went to Congress at the same time.

At the end of March, FNMA had total holdings approximating \$1 billion.

(Continued on page 156)



*Announcing...*

## Corning Rolled Lens Panels in a new Water White Crystal

Here is another new product of Corning research . . . Rolled Lens Panels. There is nothing like them on the market today. A brand new lightingware for controlling fluorescent lighting, they add beauty and improved brightness control to any installation. The lenses are so designed that there is a substantial reduction of side and end fixture brightness.

Lighter in weight than previous products of this type, Corning Rolled Lens Panels are also lower in cost. For example, two 24" frame mounted panels

will mean a saving in glass cost of nearly 12% over four of the old type 12" pressed panels. Reduction in weight means easier mounting and installation. Wider applications are possible.

Corning Rolled Lens Panels are available 11" wide and up to 48" in length in both Twinlens and Unilens patterns. Longer lengths and special widths can be supplied on order. Take advantage of the possibilities offered by this truly new lightingware. Write for information today.



**CORNING GLASS WORKS**  
CORNING, NEW YORK

*Corning means research in Glass*

**FOR EFFICIENT, ATTRACTIVE LIGHTING . . .**

CORNING ALBA-LITE for diffusion of fluorescent light . . . CORNING FOTA-LITE for high level illumination . . . CORNING brand LENS PANELS and PYREX brand LENS LITES for prismatic light control

**CORNING GLASS WORKS**  
Dept. AR-7, Corning, N. Y.

Please send complete information on Corning Rolled Lens Panels.

Name \_\_\_\_\_ Title \_\_\_\_\_

Firm \_\_\_\_\_

Address \_\_\_\_\_

City \_\_\_\_\_ Zone \_\_\_\_\_ State \_\_\_\_\_

# When it's time to select...



**REMEMBER...** Decorative Architectural Concrete Slabs  
made with **ATLAS WHITE CEMENT**

**YOUR CLIENT** will appreciate your selection of handsome Architectural Concrete Slabs for his building. For you thus advise not only smart, modern appearance, but also economy of erection.

In the building above\*, thin precast slabs 70 square feet in area were used. Large units reduced the number of joints, thus less pointing up was necessary. The matrix of Atlas White Cement was tinted with coloring pigment to blend with colored aggregate. A special corrugated design and the absence of horizontal joints increased the decorative effect.

Color, texture and design possibilities of Architectural Concrete Slabs made with Atlas White Cement are unlimited. For further information on this use of Atlas White Cement, as well as for stucco, terrazzo and portland cement paint, see SWEET'S Catalog, Section 4E/7a and 13C/5, or write to Atlas White Bureau, Universal Atlas Cement Company (United States Steel Corporation Subsidiary), Chrysler Bldg., New York 17, N. Y.

*\*Rockingham Clothing Store, Richmond, Va. Slabs made with Atlas White Cement by Economy Cast Stone Co., Richmond.*

AR-S-17

FOR BEAUTY AND UTILITY

**ATLAS WHITE CEMENT**

FOR TERRAZZO, PAINT, SLABS, STUCCO

NBC SUMMER SYMPHONY—Sponsored by U. S. Steel Subsidiaries—  
Sunday Evenings—June to September

## THE RECORD REPORTS

### WASHINGTON

(Continued from page 154)

Outstanding commitments to purchase amounted to \$1.4 billion more. Such a volume of activity has an obvious impact on the government's entire housing program, said President Truman, in taking his plans to Congress. He continued his arguments as follows:

"The present high volume of activity by the FNMA has radically altered the situation which existed in 1947 and has made it essential that these market operations be geared more closely into the government's housing program. The manner in which these market operations are administered has a direct effect on the kind of mortgages written, and the availability and cost of mortgage credit. The secondary market must be administered therefore at all times in full consistency with other programs affecting housing credit."

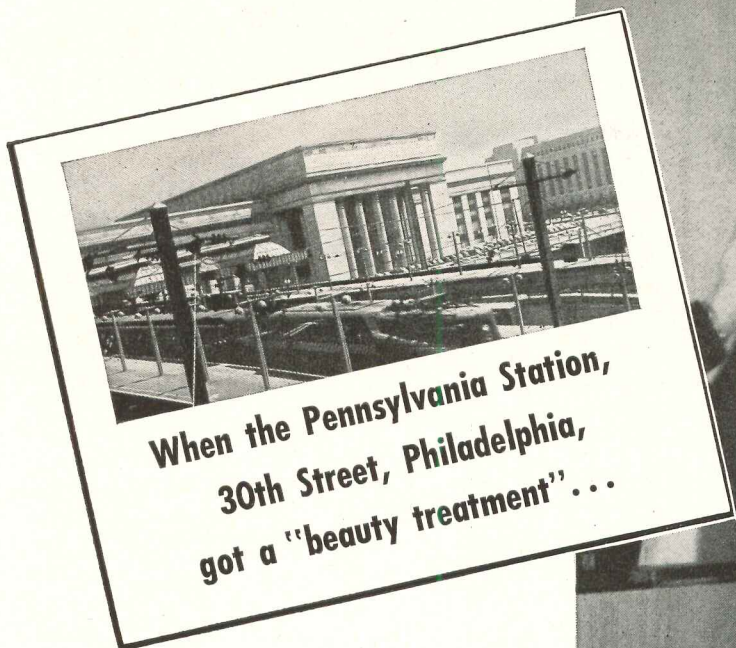
The proposed transfer would not prevent RFC from making loans to business enterprises on the security of real estate, or from accepting mortgages as collateral on a business loan.

### Other New Proposals

Submission of the organization plans in question halted temporarily the plans for submitting a new scheme of backstopping the private housing loans. Sponsors of a new plan to create private mortgage corporations chartered by HHFA wanted to see how Congressional opinion on the proposed Fannie Mae transfer would shape up before going ahead. It was felt the chartering of private mortgage corporations to buy FHA-insured and VA-guaranteed mortgages would be an added incentive to private lenders to extend low-interest money offers to prospective home buyers and builders.

Meanwhile, the secondary market activity of FNMA had slowed down to a walk. Congress gave it \$250 million with which to resume buying loans. It stopped purchase in mid-March when its original authorizations of \$2.5 billion dwindled to almost nothing. A request for \$250 million more is part of the new scheme involving establishment of private, chartered mortgage corporations, it was said. The timetable for the new legislation is such that RFC

(Continued on page 158)



When the Pennsylvania Station,  
30th Street, Philadelphia,  
got a "beauty treatment"...



No drilling, no broken tile, when these Scott Special Adhesives were used to install Scott #993 cabinets at Pennsylvania Station.

# Scott

## SPECIAL ADHESIVE

### CUT WASHROOM REMODELING COSTS!

THE CHANGEOVER from old to streamlined washroom fixtures at Pennsylvania Station was simple, rapid . . . and economical! Walls were not marked, no drill holes were necessary, tile replacements were eliminated!


*How was this accomplished?* Scott

Special Adhesive was specified for the installation.

Scott Special Adhesive comes in rubber pad form surfaced on both sides with a silver colored adhesive. It will form a strong bond on any firm, clean surface such as glass, metal, tile, marble, brick and hard

enamel. It's easy to use.

Get Scott Special Adhesive—and the services of Scott trained and experienced consultants—on your team for your next washroom remodeling. Contact "Washroom Advisory Service," Scott Paper Company, Chester, Pennsylvania.



## SCOTT

### Symbol of Modern Washrooms

Trade Mark "Washroom Advisory Service" Reg. U. S. Pat. Off.

**Send for your FREE adhesive samples today!**

Washroom Advisory Service, Dept. F  
Scott Paper Company  
Chester, Pennsylvania

Please send me free samples of Scott Special Adhesive.


Name \_\_\_\_\_

Company \_\_\_\_\_ Title \_\_\_\_\_

Address \_\_\_\_\_

City \_\_\_\_\_ Zone \_\_\_\_\_ State \_\_\_\_\_

(Continued from page 156)



**All you've ever wanted  
in a fine bathroom cabinet  
is in this new Hall-Mack**  
*Mirro-Glide*

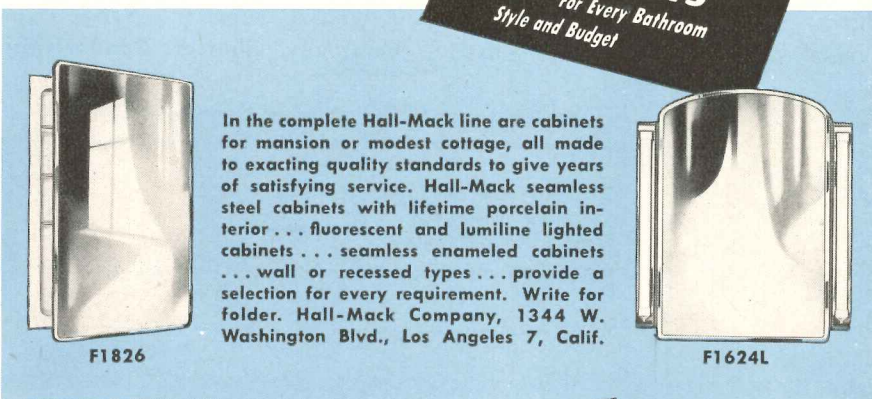
HERE IS THE very *most* in bathroom cabinet beauty and convenience... two sliding plate glass mirror doors which conceal a spacious, double size recessed cabinet.

There's *beauty* in the large handsome expanse of plate glass mirror (39"x22") completely bound by a wide chrome frame... in the gleaming white baked enamel steel cabinet... in the fine Hall-Mack workmanship and finish.

And there's real *convenience* in the big divided cabinet with more than *twice* the room of an ordinary cabinet... in the six fully adjustable glass

shelves... in the smoothly sliding mirror doors which always provide a 20"x22" mirror for use even when one cabinet is opened.

Wherever you want the ultimate in cabinet quality, and the most in beauty and practical convenience—install the new Hall-Mack Mirro-Glide.



In the complete Hall-Mack line are cabinets for mansion or modest cottage, all made to exacting quality standards to give years of satisfying service. Hall-Mack seamless steel cabinets with lifetime porcelain interior... fluorescent and lumiline lighted cabinets... seamless enameled cabinets... wall or recessed types... provide a selection for every requirement. Write for folder. Hall-Mack Company, 1344 W. Washington Blvd., Los Angeles 7, Calif.

And remember...  
Hall-Mack accessories...



estimates it will have approximately \$400 million cash buying power in the secondary market (including the \$250 million to be requested) as soon as the private institutions are chartered.

This knowledge of impending changes in the secondary market arrangement is responsible for the market lag now being experienced. Many are expecting FNMA to sell its wares at par to the local chartered groups if and when they are created. In the interim, FNMA is becoming more strict in cases where commitment extensions or application transfers are requested. The agency wants to make certain the applicant is not just stalling, officials said. Transfers will be permitted only when Fannie Mae is convinced the applicant is not "just brokering" due to the shutting off of future commitments.

The Housing Act of 1950 discontinued the authority for secondary market purchase through issuance of prior commitments. About \$1.4 billion of such "futures" were outstanding at the time the agency stopped buying and these commitments, of course, will be honored.

FNMA sales of mortgages have been increasing this spring. From September, last year, to May 1950, the Association disposed of nearly \$200 million worth of mortgages, most of the sales going to insurance companies and other large investors in block quantities. In April, the sales totaled \$63 million.

**Shorts**

• Home builders spoke out against widely-advertised schemes whereby persons can erect their own houses. An announcement from N.A.H.B., following the meeting of executive directors of that organization, condemned the "do it yourself" books and other publications giving the impression that vast sums can be saved if owners build their own homes. Examples of the N.A.H.B. statement: "Too many innocent persons are lured into investing their time and money in ill-conceived building plans." "No one should attempt to build his own home unless he is fully experienced in all phases of construction, site planning, design, finance and well backed financially." "Badly built, ill-planned, unsightly homes erected by some owners guided by books will prove a permanent

(Continued on page 160)



# All this crowd to see a house?

Yes, because it's one of those modern, new homes that attract people faster than sugar draws flies. And one of the big reasons is its Bryant automatic gas heating that's going to make it sell or rent *faster*, and for *more money!*

It's no secret to Mr. and Mrs. America that the Bryant nameplate means quality. In fact, you'll hear many a story of how the Bryant that Uncle Jim bought back in the early 1900's still is doing a fine job.

Today, Bryant offers the most reliable, most diversified gas heating equipment ever presented to help make your *houses* the kind of *homes* America wants.

There's a Bryant representative near you. Call him or mail the coupon. Let him aid with your heating problems . . . and tell Officer Clancy to stand by to handle the crowds when you open your Bryant-heated homes!



Let the pup be furnace man  
... and water boy, too!

# bryant


**AUTOMATIC HEATING**

The most complete line of gas heating equipment in the nation

Bryant Heater, Dept. 234,  
17825 St. Clair, Cleveland, Ohio  
( ) Send me the new booklet that tells  
the Bryant story. ( ) Have your distributor call on me.



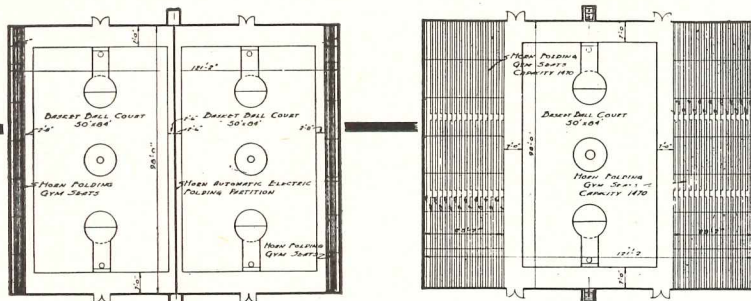
Name \_\_\_\_\_  
Company \_\_\_\_\_  
Address \_\_\_\_\_  
City \_\_\_\_\_ State \_\_\_\_\_



Leet Brothers photograph

T.B. Hospital at Anchorage, Alaska, planned for easy conversion to general use

UTILIZE YOUR GYM SPACE WITH HORN

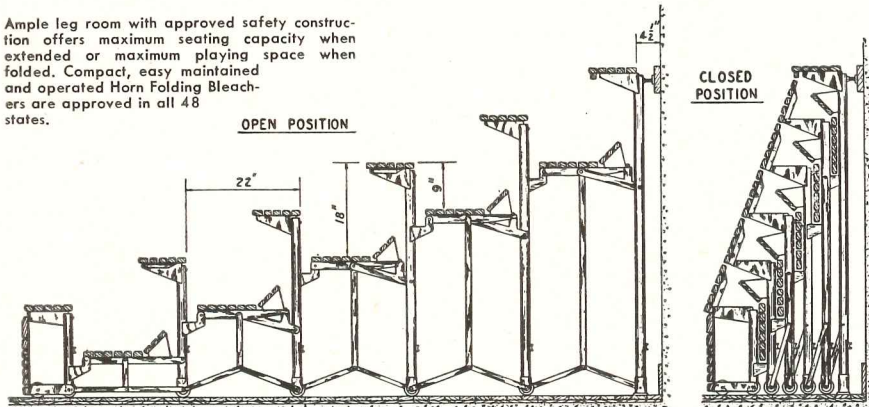


Two regulation basketball courts separated by a Horn Automatic Electric Folding Partition. Horn Folding Bleachers in folded position.

HORN FOLDING BLEACHERS extended increases the seating capacity for the BIG GAME! Horn Folding Bleachers will meet your requirements.

HORN FOLDING BLEACHERS

Ample leg room with approved safety construction offers maximum seating capacity when extended or maximum playing space when folded. Compact, easy maintained and operated Horn Folding Bleachers are approved in all 48 states.



ROWS	FLOOR SPACE		**HEIGHT	ROWS	FLOOR SPACE		**HEIGHT
	IN USE	*CLOSED			IN USE	*CLOSED	
3	4' 9"	1' 8 3/4"	3' 0"	12	21' 3"	4' 3 1/8"	9' 9"
4	6' 7"	2' 0 1/8"	3' 9"	13	23' 1"	4' 6 1/8"	10' 6"
5	8' 5"	2' 3 1/8"	4' 6"	14	24' 11"	4' 9 7/8"	11' 3"
6	10' 3"	2' 6 7/8"	5' 3"	15	26' 9"	5' 1 1/4"	12' 0"
7	12' 1"	2' 10 1/4"	6' 0"	16	28' 7"	5' 4 5/8"	12' 9"
8	13' 11"	3' 1 5/8"	6' 9"	17	30' 5"	5' 8"	13' 6"
9	15' 9"	3' 5"	7' 6"	18	32' 3"	5' 11 3/8"	14' 3"
10	17' 7"	3' 8 3/8"	8' 3"	19	34' 1"	6' 2 3/4"	15' 0"
11	19' 5"	3' 11 3/4"	9' 0"	20	35' 11"	6' 6 1/8"	15' 9"

\*Dimension includes 1/2 in. space between top seat and wall.  
 \*\*Height in open position same as closed. For Bleachers higher than 20 Rows write for complete details and dimensions.



HORN BROTHERS COMPANY  
 DIVISION OF HORN INDUSTRIES • FORT DODGE, IOWA, U.S.A.

eye sore to the community." "For 99 per cent of the people, trying to build their own home makes as much sense as building their own car."

• H. R. Northup, executive vice president of the National Retail Lumber Dealers Association, said there need be no gray market in building materials. Buyers, he advised, should follow a steadfast policy of obtaining their supplies from established trade sources and refuse to deal with anyone attempting to profit from "temporary local shortages." There were growing reports of these shortages developing spottily and repeated warnings that gray markets might develop.

• Of all materials, lumber seemed to be giving builders the biggest troubles. Bad weather and jumping demand depleted mill stocks to 6277 million ft at the end of the first quarter, 1950, and unfilled orders increased 25 per cent during the first three months.

T.B. Hospital For Alaska  
 Designed For Conversion

The high incidence of tuberculosis among the native Indians of Alaska presents peculiar architectural problems in the designing of hospital buildings. New hospitals of the Native Alaska Service, part of the Bureau of Indian Affairs, Department of the Interior, are being constructed with a view to easy conversion of T.B. rooms and wards from special to general type.

Example of this construction is the new T.B. hospital now eight to ten per cent completed for the Service at Anchorage. Plans were drawn by Foss and Malcolm at the Juneau office, with Laurance P. Johnston working as associate. Mr. Johnston, formerly of Evanston, Ill., returned from a year's work in Alaska last Summer and is continuing his hospital specialization work in Washington, D. C.

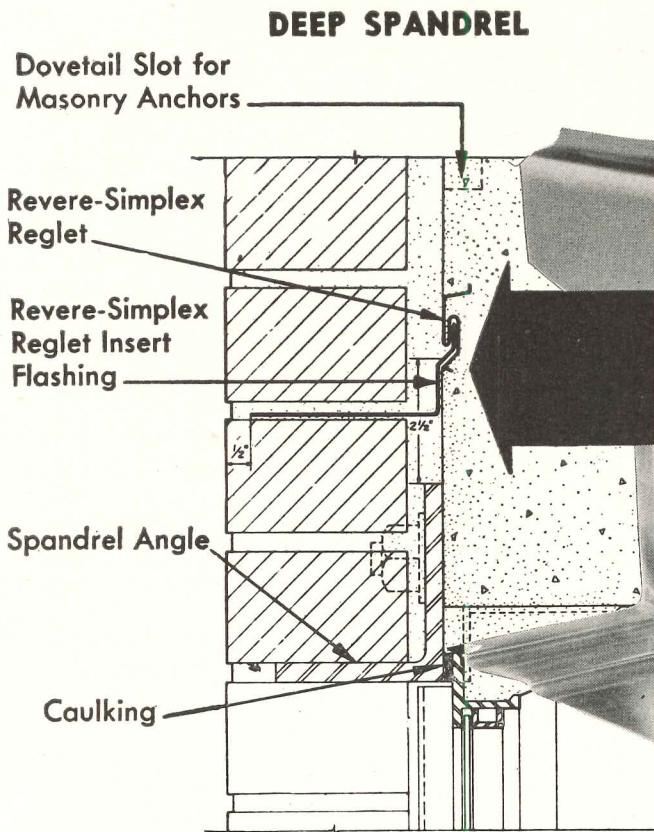
The cruciform design for the T.B. unit at Anchorage was the first of several to be drawn for the entire installation. Others include a nurses' quarters structure, service staff quarters and three apartment buildings for staff and other personnel. Completed, the project will cost about \$6 3/4 million. The initial building will stand in an area 400 ft by 400 ft.

Contract was awarded last July to J. C. Boespflug Construction Co., Seattle, Peter Kiewit Sons Co., Omaha, and

(Continued on page 162)



# IT'S NEW!



## REVERE-SIMPLEX REGLET SYSTEM For Waterproofing Spandrel Beams

● The Revere-Simplex Reglet System is an economical and efficient method of flashing spandrel beams and column faces with enduring copper. This system offers the following advantages:

*Affords greater moisture protection for the building.*

*Eliminates the necessity of flashing the entire face of each spandrel beam. In that way, it not only avoids interference with wall ties, stone anchors, angle bolts, etc., but also insures substantial economies through a large saving in flashing material.*

*Diverts all seepage to the exterior wall face, and prevents rusting of the steel work.*

*Is based upon the use of the Revere-Simplex Reglet, which is a simple, practical, easily installed receiving device for securing metal flashings in concrete. This patented reglet provides a permanent watertight connection between concrete and copper flashing, for all concrete surfaces.*

The Revere-Simplex Reglet not only overcomes installation difficulties experienced with ordinary "open slot" metal reglets, but provides a substantial saving in cost as well. This is due to its many exclusive features, all of which cut down installation time and insure a superior flashing installation.

Write today for your copy of the new 6-page folder which describes the Revere-Simplex Reglet System. This folder includes short form specifications for the Revere-Simplex Reglet System and detail drawings showing where and how copper waterproofing should be used below the roof line.

Revere products now available through Revere Distributors include: Sheet and Roll Copper for roofing, gutters, flashing, etc.; Lead-Coated Copper; Revere-Keystone Thru-Wall Flashing; Revere-Simplex Reglet and Reglet Insert Flashing; Revere-Keystone Vertical Ribbed Siding. A Revere Technical Advisor will always be glad to consult with you without obligation.

# REVERE

## COPPER AND BRASS INCORPORATED

*Founded by Paul Revere in 1801*

230 Park Avenue, New York 17, New York

• • •

*Mills: Baltimore, Md.; Chicago, Ill.; Detroit, Mich.; Los Angeles and Riverside, Calif.; New Bedford, Mass.; Rome, N. Y.*

*Sales Offices in Principal Cities, Distributors Everywhere.*

### Copper Makes Common Sense

## THE RECORD REPORTS

(Continued from page 160)

Morrison-Knudsen Co., New York, on a combined bid of \$4,374,254. Moving in on the job immediately, the contractors finished the foundation and a portion of the first floor before the hard Alaska winter set in.

Bed division in the 400-bed hospital will be 300 T.B. beds against 100 general medical at the start. Flexibility in planning permits this ratio to be changed

easily as needs change in the future.

Total cubic foot content is 1,764,289; this places cost at \$2.48 per cu ft, considered unusually low for Alaskan construction. Per head cost is \$10,936.

The building will be of reinforced concrete with an 8-in. to 12-in. wall construction. A waterproof mastic is being spread on the inside of the exterior wall surface and a 1-in. gypsum

insulation board pasted on the mastic. Next to this is an open web  $3\frac{1}{4}$  in. metal stud, holding metal lath and plaster for the interior finish. Utility lines will run through the open web stud.


A new type combination radiant and radiator heating system is to be installed. This features extra lengths of lead pipe to radiators threading through the stud to give greater heat capacity against Alaska's cold.

Plans call for one full story of above-ground construction before patient areas are provided. A psychiatric unit is being included. Three years will be required to complete the T.B. unit because of the relatively short building season at Anchorage. Contractors can build forms during the winter months and open up full construction each spring.

Engineers on the project are: Stevenson and Rubens, structural; J. Donald Kroeker, mechanical; George Pettingell and Grant Kelley and Co., electrical.

Mr. Johnston also designed the Mount Edgecumbe sanatorium, a 200-bed T.B. hospital just completed at Sitka, and other smaller Alaskan hospitals.

## CORRUFORM MEANS GOOD LOOKING EXPOSED JOIST CONSTRUCTION




**Corruform performs over beams on wide spacing in exposed roofs**

(View shows  $2\frac{1}{2}$ " Corruformed concrete on beams 45" c/c, wider than normally recommended)

**Galvanized Corruform and exposed joists is a light, attractive adequate ceiling for many activities**

(View shows a residential basement)



High-strength, light weight Corruform is economical. No sag or material waste for conventional joist construction.

Bright, decorative corrugated pattern makes an attractive exposed ceiling. Plain or galvanized—vinylprimed for painting—exposed ceilings are uniform, economical

and suitable for many occupancies. Under insulated concrete roofs, Corruform is an ideal vapor seal.

### SPECIFY CORRUFORM Economical Strength 100,000 p s i

One quality, uniform standard.

Patented Corruform is your guarantee for good construction.

### ON THE CALENDAR

Through July 16: Exhibition of entries, International Competition for Low-Cost Furniture Design, Museum of Modern Art, New York, N. Y.

August 27–Sept. 2: 20th International Congress for Housing and Town Planning, City University, Amsterdam, The Netherlands.

Through Sept. 4: Chicago Fair of 1950, dramatizing achievements of science, agriculture and industry.

Sept. 18–21: 52nd Annual Convention, American Hospital Association, Atlantic City, N. J.

### OFFICE NOTES

#### Offices Opened, Reopened

- Frederick T. Bock has opened an office for the general practice of architecture at 95 Norfolk Drive, W., Elmont, L. I., N. Y.

- Everett Brown Associates, Inc., consultants on product development, color and design and merchandise coordination, have opened offices at 1448 Astor St., Chicago 10, Ill.

(Continued on page 164)


SEND FOR AIA FILE TODAY

GRANITE CITY STEEL CO.

GRANITE CITY, ILLINOIS

SINCE 1878

GRANITE CITY STEEL



*Immaculata High School, Birmingham, Ala. Director: Rev. E. J. Lawler. Architect: Wilmot C. Douglas, Birmingham, Ala. Contractor: Daniel Construction Co., Greenville, S. C.*

Proper daylighting and adequate natural ventilation are vital requirements in modern school planning. Studies have proved conclusively that metal windows provide the best source of daylight plus controlled ventilation. With Lupton Metal Windows, rooms have a maximum amount of daylighting, even on overcast days. Better vision for students is stimulated through Lupton Metal Window design because of the greater glass area and slender frames and muntins. Drafts and breezes can be controlled for room comfort with ventilators that open to any desired degree despite inclement weather. Lupton Metal Windows are weathertight. Will not rot, warp, swell or rattle. There is a Lupton Metal Window for every type of building—industrial, residential, commercial. Write for our Catalog or see it in Sweet's.

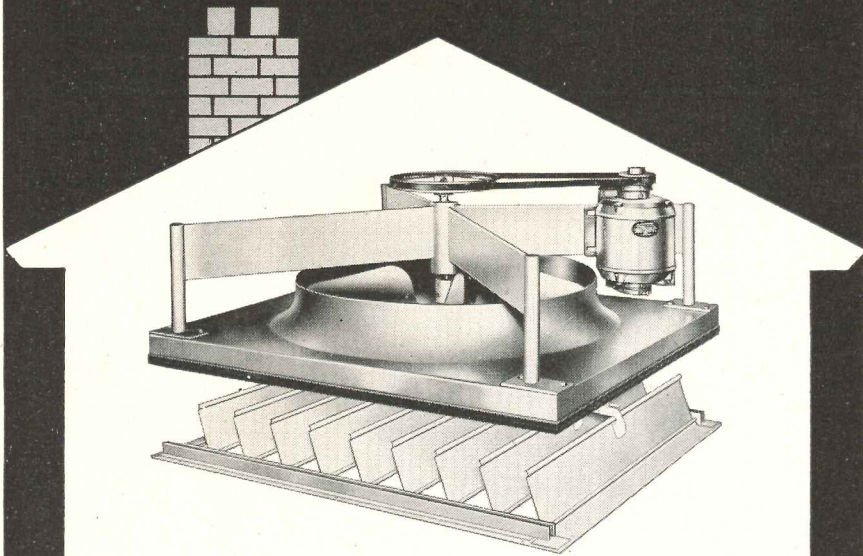
MICHAEL FLYNN MANUFACTURING CO.

700 East Godfrey Avenue, Philadelphia 24, Penna.

*Member of the Metal Window Institute*

# LUPTON METAL WINDOWS

# NEW HUNTER PACKAGE ATTIC FANS



**Low cost • Easily installed**



**COOL COMFORT**  
*For Hot Summer Months*

The new Hunter Package Attic Fan is a complete home-cooling system—low in initial cost; economical to operate; designed for fast, inexpensive installation. No other small investment gives homeowners so much comfort and pleasure.

**Easy to Install:** Delivered on the job as a compact unit, complete with ceiling shutter and modern metal trim, the Package Fan is quickly installed in rough

ceiling opening. No suction-box to build; no accessories needed. Requires only 18" attic clearance, fits any standard hallway.

**Performance Guaranteed:** Quiet, trouble-free operation is assured by Hunter's 64 years' experience in manufacturing fans exclusively. Available in capacities from 4750 to 9500 CFM, with air delivery ratings certified. Fan guaranteed 5 years; motor and shutter, 1 year.

## Hunter PACKAGE ATTIC FANS

**MAIL FOR FAN MANUAL**

Hunter Fan and Ventilating Company  
396 S. Front Street, Memphis, Tenn.

Send copy of "How to Cool for Comfort" to:

Name.....

Address.....

City.....State.....



## THE RECORD REPORTS

(Continued from page 162)

- Stanhope Blunt Ficke, A.I.A., announces the establishment of a general practice in contemporary architecture, with offices at 120 E. 79th St., New York 21, N. Y.

- Arthur Louis Finn, industrial design consultant, has opened an office at 270 Park Ave. to practice architectural and industrial design.

- Giffels & Vallet, Inc., and L. Rosetti, Associated Engineers and Architects of Detroit, have announced the opening of a new office at 2121 Commerce Building, Houston, Tex. Col. William P. Cornelius has been named manager of the office.

- Beatrice West, formerly associated with the Rahr Color Clinic, has opened offices at 184 E. 72nd St., New York, N. Y.

### New Firms, Firm Changes

- Bassetti & Morse, A.I.A., Architects, have announced that Wendell H. Lovett has been made an associate of the firm.

- In a transaction involving "several million dollars," controlling stock of The H. K. Ferguson Company, Industrial Engineers and Builders, has been purchased by Morrison-Knudsen Company, Inc.

The stock involved was formerly owned by the Oman interests of Nashville, Tenn. The action was taken, according to a joint statement by the two companies, "in the interest of broadening the field of activities of both organizations."

Otto F. Sieder will continue as executive vice president and general manager of The H. K. Ferguson Company and there will be no change in the management, personnel or policy of the company.

- Frank J. Ginocchio and Edwin B. Cromwell, who formerly practiced architecture as Ginocchio and Cromwell, announce the formation of a partnership under the firm name of Ginocchio, Cromwell and Associates, with W. Hal Phelps, Dietrich Neyland, Charles B. Carter and H. R. Mitchell Jr. as associates. The office is at 201 Hall Building, Little Rock, Ark.

(Continued on page 166)



TRUSCON  
 "Clerespan"  
 Joists


*Long* on length...



Truscon "Ferrobord" Steeldeck being used with "Clerespan" Joists for ideal fire-resistant roof construction.



Truscon "Clerespan" Joists in Heindel Oldsmobile Garage, Youngstown, O.



Truscon "Clerespan" Joists used in Adolphus Garage, Dallas, Texas.



Truscon "Clerespan" Joists were used to obtain large unobstructed areas in the Star Market, Newtonville, Mass.

*short* on costs

Impart a sweeping new airiness to your structures...endow them with spacious floor areas unobstructed by intermediate supporting columns or pillars. Plan with Truscon "Clerespan" Joists, and get up to 80-foot clear reaches with adequate safety. Long spans such as these permit more efficient arrangement of partitions, display counters, stocks, machinery, etc., and make possible the development of large, free, floor expanses for garages, bowling alleys and similar requirements. The number of structural elements required is substantially reduced. The shallow depth of "Clerespan" Joists also permits a saving in masonry work by reducing the required height of building walls. Free illustrated literature on Truscon "Clerespan" Steel Joists sent on request.



FREE Book on Truscon "Clerespan" Joists. Write for it. The Truscon Steel Company Manufactures a Complete Line of Steel Windows and Mechanical Operators . . . Steel Joists . . . Metal Lath . . . Steel-deck Roofs . . . Reinforcing Steel . . . Industrial and Hangar Steel Doors . . . Bank Vault Reinforcing . . . Radio Towers . . . Bridge Floors.

**TRUSCON** STEEL COMPANY  
 Subsidiary of Republic Steel Corporation  
 YOUNGSTOWN 1, OHIO  
 Warehouses and sales offices in principal cities

# BIGGEST NEWS IN FLOORING!

## Arrazin

### The Original Vinyl Carpeting for Heavy Traffic Areas!



#### AT SAKS FIFTH AVENUE

In 8 months, 950,000 shoppers have ridden in each Saks express elevator on ARRAZIN . . . nearly 2,000,000 feet grinding, twisting, turning! And today, and for many tomorrows to come, there's no sign of wear!



*4 years of Research, Development and gruelling tests in Stores, Elevators, Trains, Planes, prove its longer wear!*

Yes, vinyl plastic coated for longer wear, easier maintenance . . . mounted on sponge rubber for added comfort . . . yet with all the beauty of broadloom carpeting . . . that's ARRAZIN! . . . the Magic Carpet that gives a new lease on life to heavy traffic areas everywhere! Don't delay one minute! Get all the details today! You'll see why more and more architects are specifying this amazing Magic Carpet!

## FREE!

For samples of amazing ARRAZIN and complete information showing why you should specify this Magic Carpet for Heavy Traffic Areas, clip this coupon!

The B. F. Goodrich Co., Flooring Division,  
Department AR7, Watertown, Mass.

Name \_\_\_\_\_

Street \_\_\_\_\_

City \_\_\_\_\_ Zone \_\_\_\_\_

State \_\_\_\_\_

## THE RECORD REPORTS

(Continued from page 164)

• Harold R. Sleeper, F.A.I.A., Charles G. Ramsey, A.I.A., and Joanna K. Arfman announce that they will continue the architectural practice of the late Frederick L. Ackerman, F.A.I.A., at 25 W. 44th St., New York 18, N. Y. Mr. Sleeper's practice will also include consultations for architects and material manufacturers, technical and product literature.

### New Addresses

The following new addresses have been announced:

The American Chamber of Commerce of Mexico, Edificio Bearn, Plaza Santos Degollado 10-101-103, Mexico, D. F.

The Architects Collaborative, 96 Mt. Auburn St., Cambridge, Mass.

Harry Bernard Clausen, Architect, 2409 Telegraph Ave., Berkeley 4, Calif.

H. T. Lindeberg, 270 Park Ave., New York, N. Y.

Raymond Loewy Associates, 488 Madison Ave., New York, N. Y.

Maynard Lyndon, A.I.A., 6030 Wilshire Blvd., Los Angeles 36, Calif.

F. H. McGraw Company of Canada Ltd., 1520 Mountain St., Montreal, Que.

William M. Rich, Architect-Engineer, 30 N. LaSalle St., Chicago 2, Ill.

Charles A. Scheuringer, A.I.A., Western Saving Fund Bldg., Rm. 510, Broad and Chestnut Streets, Philadelphia 7, Pa.

C. A. Smith & Associates, Architects, 1107 Fourth Ave., Albany, Ga.

Stanhope and Manning, Architects, 902 Orange St., Wilmington, Del.

Ernest F. Jones, Heating Engineer, 750 Glencoe Rd., Glencoe, Ill.

Abraham Waronoff, Architect, The Kencord Bldg., Kennedy and Second Streets, N.W., Washington, D. C.

### AWARDS

• U. S. architects have won the highest awards for examples of executed work shown at the VII Panamerican Congress of Architects held this Spring at Havana.

The United States also won the First Grand Prize of Honor for its architectural exhibit of 600 panels of photographs and models, arranged and catalogued by The American Institute of

(Continued on page 168)

# PACIFIC GAS & ELECTRIC CO.




## SELECTS VERSATILE UNISTRUT TO SUPPORT CONDUIT RUNS

Completely adjustable Unistrut simplifies the most difficult problems of supporting complex conduit runs used in distribution systems—permits fast, on-the-job framing assembly where all adjustments are made by just loosening a bolt, and where supporting members are added as work progresses. No drilling, no welding, no special tools or equipment. Saves time—cuts costs. Try Unistrut on your next job to see how much quicker, better and more economically the work can be done.


Heavy rows of conduit are quickly installed and easily supported with completely adjustable Unistrut channel, fittings and clamps. Note examples of combination racking where conduit is clamped above and below to channels mounted back to back.

**UNISTRUT**—is metal channel with a continuous slot. You simply insert the Unistrut spring nut into the channel at approximate point where attachment of another framing member is desired, slide to exact location and bolt to Unistrut fitting. Nut is thus secured firmly to "double track" formed by inturned edges of channel to provide positive clamping action, prevent slippage.

Unistrut includes concrete inserts, pipe, tubing and cable clamps, roller pipe supports, brackets, and many other standard parts which in combination provide the world's most flexible system of support or suspension. With Unistrut you can build all types of framing, mounts, shelving, racks, tables and benches, cable, conduit and pipe hangers, fluorescent fixture supports and many other structures with only a hacksaw and a wrench. Unistrut does the complete job, you need no other parts or materials.



### THE 3 QUICK UNISTRUT STEPS



1. Insert Nut into Channel

2. Locate Fitting and Nut

3. Tighten Bolt —it's done

U. S. Patent Numbers  
2327587 2380379  
2363382 2345650  
2329815 2405631  
Other patents pending



The World's Most Flexible  
All-Purpose Metal Framing

*Prompt Delivery from Warehouse  
Stocks in Principal Cities, Consult  
your Telephone Directories*

**UNISTRUT PRODUCTS COMPANY**  
1013 W. Washington Blvd. • Chicago 7, Illinois

Write today for Free Sample of Unistrut and these Catalogs:

Catalog 500: Construction uses of Unistrut—supports, frames, mounts, etc.

Catalog 600: Materials Handling uses of Unistrut—racks, bins, etc.

#### UNISTRUT PRODUCTS COMPANY

1013 W. Washington Blvd., Chicago 7, Ill., Dept. R-7

Please send free sample of Unistrut and catalogs checked below without obligation.

Catalog 500  Catalog 600  Unistrut sample

Name \_\_\_\_\_

Company \_\_\_\_\_

Address \_\_\_\_\_

City \_\_\_\_\_ Zone \_\_\_\_\_ State \_\_\_\_\_

## THE RECORD REPORTS

(Continued from page 166)

Architects. Mexico was awarded Second Grand Prize; Cuba, third.

Individual awards were based on excellence in design for buildings in various categories which had been constructed from 1947 through 1949. Countries having the greatest numbers of highest awards were awarded the grand prize.

Individual awards to architects in the United States and possessions were: Section A — Silver Medal, Hotel Caribe

Hilton, Puerto Rico; Special Awards, The House in the Museum Garden, Marcel Breuer, New York City; Dwelling in the Colorado Desert, Richard J. Neutra, Los Angeles, Calif.

Section B — Honor Medal, Classroom and Laboratory Building, Illinois Institute of Technology, Mies van der Rohe, Chicago; Silver Medal, University of Miami, Robert Law Weed and Associates, Miami; Award, Elementary School,

Kump and Falk, San Francisco.

Section C — Gold Medal, Crown Hills Clinic, Chiarelli and Kirk, Seattle, Wash.; Silver Medal, New York University Bellevue Medical Center, Skidmore, Owings and Merrill, New York and Chicago; Award, Hospital de Puerto Rico, Pedro La Amadro.

Section D — Award, commercial work, Raphael S. Soriano, Los Angeles; Prudential Building, Wurdeman and Becket, Los Angeles; Special Award, Office Building, Pietro Belluschi, Portland, Ore.

Section E — Honor Medal, the Red Rocks Amphitheater, Burnham Hoyt, Denver.

Section F — Award, the Michael Reese Hospital Redevelopment Program, Chicago Section; Silver Medal, Institute of Design, Chicago; Award, School of Architecture, University of Oklahoma; School of Architecture and Planning, M.I.T.; Department of Architecture, University of Illinois; College of Architecture, Cornell University.

Section G — Thesis Award, School of Architecture, Columbia University.

Section H — Honor Medal, Constructive Systems, Wachsman and Gropius, Cambridge, Mass.; Silver Medal, Decoration, Knoll Associates, New York, N. Y.

The Grand Honor Prize went to TVA.

• Three first prizes of \$100 each have been awarded in the 23rd annual collaborative competition sponsored by the Association of the Alumni of the American Academy in Rome for students of architecture, landscape architecture, painting and sculpture in the colleges and art schools of the United States.

The problem, prepared by John Harbeson, architect, was "A National Military Cemetery Overseas," to be located in Hawaii. The specified site was the Punch Bowl, the crater of a long extinct volcano.


One of the three first prizes went to a team from Cooper Union, composed of Charles Rivkin, architect; Irwin Rosenhouse, sculptor; Theresa Bardizbanian, landscape architect; and Sol Zaretsky, painter.

Another of the first prize winners was a group from the University of Pennsylvania and the Pennsylvania Academy of Fine Arts: W. L. Winchell, architect; E. F. Hoffman Jr., sculptor; and John Hanlon, painter.

A team of students from Washington University, St. Louis, also won a first

(Continued on page 170)

for better control of **VENTILATION**  
better control of **LIGHT**  
with *Dalmo* **AUTOMATIC MULTIPLE WINDOWS**  
**Wood Projected AWNING Type**



Harbor Junior College, Los Angeles, Calif., J. R. Friend, AIA, & A. C. Zimmerman, AIA, Architects

Dalmo Windows give full control of ventilation from 1% to 100% of the window opening. The angle of the open sash directs air currents upwards, eliminating drafts. The air diffuses from the ceiling and circulates evenly through the room. The open sash sheds rain, deflects wind and allows controlled ventilation under all weather conditions.

Dalmo Windows allow the use of venetian blinds or ordinary shades. The sash can be operated without disturbing blind or shade. Ordinary shades may be attached to the sash itself to control daylight illumination and give uniform light distribution without interfering with ventilation.


**DALMO WOOD WINDOW HARDWARE**  
For the Nation's Schools



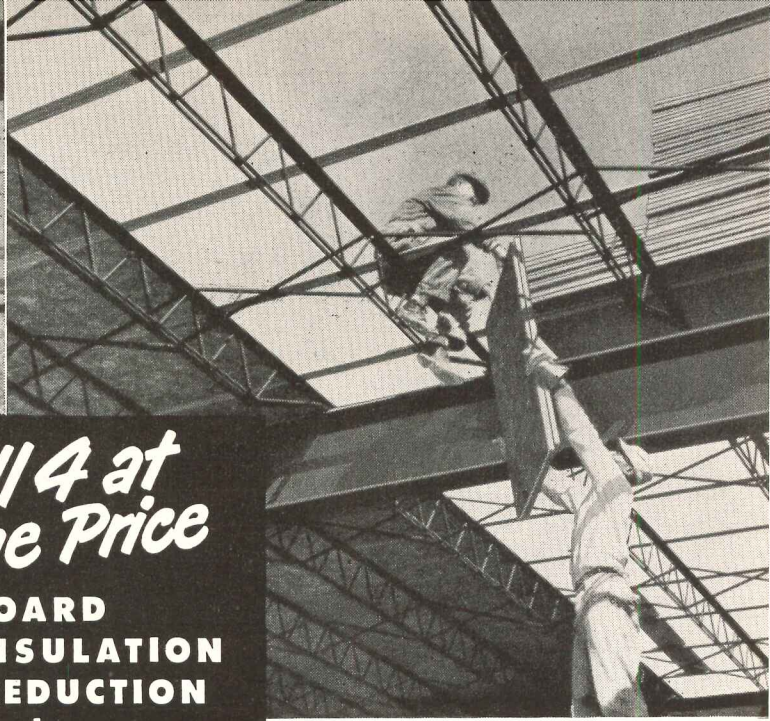

1304 Wilshire Boulevard, Los Angeles 17, California  
Eastern Sales Office: Thorntown, Indiana



Movie showing operation of Dalmo Automatic Multiple Awning Type Window







*Get all 4 at  
One Price*

- FORM BOARD
- ROOF INSULATION
- NOISE REDUCTION  
and
- FIRE-SAFETY

## FIBERGLAS\* INSULATING FORM BOARD for GYPSUM and LIGHTWEIGHT CONCRETE ROOFS

An ever-widening list of architects specify Fiberglas Insulating Form Board for "poured-in-place" gypsum and lightweight concrete roof decks. Suitable for flat, curved or pitched roof framing, it forms an integral part of the construction. A highly functional board, its exposed underside is decorative in itself, or it can be spray-painted after erection.

For gypsum decks the board—size 32" x 48" x 1"—is laid in place between sub-purlins spaced 32<sup>5</sup>/<sub>8</sub>" on center. An initial load of wet gypsum shows a minimum deflection in the board. Due to the fact that the pouring of gypsum involves large quantities of water, another advantage of Fiberglas Insulating Form Board is that it does not rot, decay, swell or shrink when exposed to moisture. The water remains on the surface of the fibers of glass and they dry out rapidly.

For further information write us today for our A.I.A. File No. 37-B, "Fiberglas Design Data," or refer to Sweet's Architectural Files.

### **ONE PRICE FOR INSTALLATION AND MATERIAL BRINGS:**

**FORM BOARD**, size 32" x 48" x 1", which is quickly and easily handled, cut and installed by standard methods. Strong and light in weight, it does not appreciably increase the dead load of the structure.

**ROOF INSULATION**—With a thermal conductance ("k") of only .23 Btu (at 75° F. mean temperature) for the 1-inch thickness, the heat transmission ("U") for 2-inch gypsum slab using Fiberglas Form Board is .15 Btu/hr. /sq. ft./°F—exceptionally low for this type of construction.

**ACOUSTICAL TREATMENT**—Riverbank Laboratories' tests of assemblies composed of 2 inches of poured gypsum composite on Fiberglas Form Board show the noise reduction coefficient to be .75—as good or better than regular acoustical materials.

**FIRE-SAFETY**—Fiberglas Form Board is incombustible. The ageless fibers of glass, from which all Fiberglas products are made, neither burn nor support combustion.

**OWENS-CORNING FIBERGLAS CORPORATION, DEPT. 68-G, TOLEDO 1, OHIO**

\*Fiberglas (Reg. U.S. Pat. Off.) is the trade-mark of the Owens-Corning Fiberglas Corporation for products made of or with glass fibers.

OWENS-CORNING  
**FIBERGLAS**  
TRADE-MARK U.S. PAT. OFF.

**BUILDING MATERIALS**

**BUILDING INSULATION • ACOUSTICAL TILE • ROOF INSULATION • MEMBRANE FABRIC**

## THE RECORD REPORTS

(Continued from page 168)


prize. This team included Russell Glueck, architect; Dennis V. Wehmueller, landscape architect; Liz Fischer, sculptor; and Karl Walther Peterson, painter.

Six honorable mentions also were given.

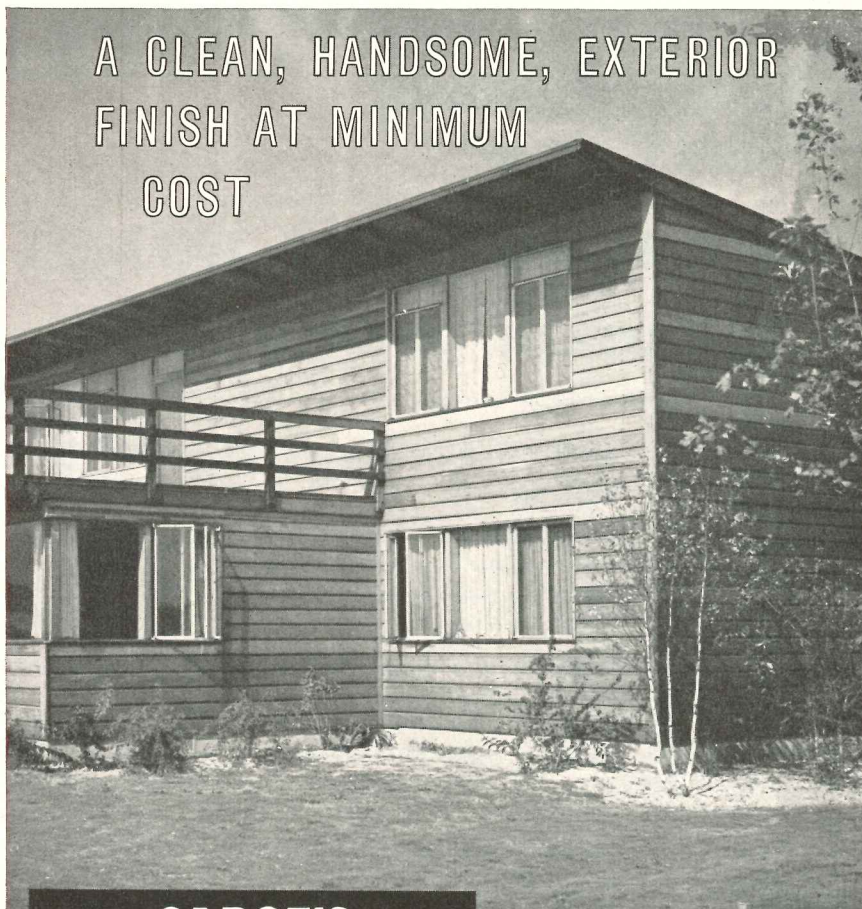
Twenty-eight teams, representing 10 universities and art schools, took part in the competition. Members of the jury were: Kenneth K. Stowell, chairman; Philip C. Johnson and Walker O.

Cain, architects; Robert McCloskey, painter; Mary Callery and Donald DeLue, sculptors; and Michael Rapuano, landscape architect.

- August J. Engler, a 21-year-old student at the Chicago Architectural Club, has been awarded first prize in a national design contest sponsored by the Beaux-Arts Institute of Design in cooperation with the Tile Council of America.



Mr. Engler and instructor, President Thomas Mulig of the Club, inspect his entry



### CABOT'S CREOSOTE STAINS

ARCH. POMERANCE & BREIMES, NEW YORK

are ideal for today's tight building budgets. Cost  $\frac{1}{3}$  as much as good paint . . . produce a long lasting, beautiful finish for all exterior woodwork. High (60% to 90%) content of pure creosote oil assures years of protection from termites and decay.

Cabot's Stains come in a wide variety of attractive shades which allow you free use of color . . . clear brilliant hues to weathering browns and grays. Colors remain fresh after long exposure.

*Write  
Today*

for Stain color card and complete information.

**SAMUEL CABOT, INC.**  
749 Oliver Bldg., Boston 9, Mass.

Mr. Engler's design showed a wall of a flower shop finished in clay tile of a pale pink shade. Permanent display space for flowers and plants was used to lend interest to the design.

The contest, which was judged by 10 prominent New York architects, members of the Beaux-Arts Institute of Design, drew entries from 283 students in 11 architectural schools throughout the nation.

- Robert L. Williams of Stephenville, Tex., has received the \$100 first prize in the Baker Grand Rapids Furniture Competition awarded through the Parsons School of Design, where he is a student.

The competition was open to all students. The problem was design of a living-dining room for either town or country, based on three floor plans submitted by the Company.


- Dr. Richard K. Cook, chief of the sound section of the National Bureau of Standards, has received the Washington Academy of Science Award for distinguished scientific achievement in the engineering sciences by researchers under 40 years of age. Dr. Cook won the honor for his work in acoustics, particularly the development of an absolute method for calibrating microphones.

- Donald E. Babcock, metallurgical engineer, Republic Steel Corp., was awarded the American Iron and Steel Institute Medal at the 58th general meeting of the Institute. Mr. Babcock received the award for his paper on "Sulphur Control and Manganese Conservation in Open Hearth Furnaces," presented at the Institute meeting in 1949.

- James F. Lincoln, president of the Lincoln Electric Co., Cleveland, re-

(Continued on page 172)

YOU CAN BE **SURE**.. IF IT'S  
**Westinghouse**



## **BUS DUCT**-first for **full secondary power**

Much more carrying capacity can be packed into a smaller space with Bus Duct than with conduit and wire. It's not only compact and neat appearing but more flexible, too.

You need only to bolt each prefabricated section together. Operations can be expanded at any time without expensive rewiring... and with minimum time and labor costs. Power supply is always convenient to machines. Plug-in openings every 12 inches on alternate sides eliminate long cable runs. Installations can be made either horizontally or vertically.

Note the application above. Low Impedance Duct is used for long feeder lines where mini-


mum voltage drop is important... Plug-in Duct is used for an area having a scattered load. Together, they represent an unbeatable combination, first for full secondary power.

Experienced Westinghouse Field Engineers are available to help you plan your secondary power distribution system. For full particulars, phone your nearby Westinghouse Representative or write for Bus Duct Booklet B-4271, Westinghouse Electric Corporation, P. O. Box 868, Pittsburgh 30, Pennsylvania. J-30030



**Westinghouse**



**BUS DUCT**



# Remedy for Recreational Congestion




## ONLY R-W DeLuxe FoldeR-Way Partitions Completely Eliminate Manual Effort!

Here you see how effectively you can segregate recreational activities with a 3-in-1 gymnasium—made possible by R-W FoldeR-Way Automatic Electric Partitions. But did you know that . . .

- ONLY R-W FoldeR-Way completely eliminates manual effort.
- ONLY R-W FoldeR-Way has completely automatic floor seals which cut off sound transmission; keep partition firmly in place without floor track; automatically compensate for high or low spots in floor.

Exclusively specified by leading School Architects, and demanded by progressive Boards of Education, R-W FoldeR-Way Partitions quickly solve the most difficult problems of space and economy.



### R-W OFFERS COMPLETE LINE OF SINGLE AND MULTIPLE ACTION CLASSROOM WARDROBES . . . ALL NEW FOR 1950

Richards-Wilcox Classroom Wardrobes, completely re-engineered, now use only modern, lighter, rustproof metals. Stronger—easier to install—custom-built to fit premises—stock sizes available at lower cost.

\* \* \*

For complete information, contact our nearby branch office today.

**Richards-Wilcox Mfg. Co.**  
"A HANGER FOR ANY DOOR THAT SLIDES"  
 AURORA, ILLINOIS, U. S. A. • Branches in all principal cities

1880  1950  
**OVER 70 YEARS**

## THE RECORD REPORTS

(Continued from page 170)

ceived the honorary degree of Doctor of Science from Ohio State University last month. Mr. Lincoln is a Fellow of the American Institute of Electrical Engineers, member and director of the National Electrical Manufacturers Association, member of the American Welding Society, The American Society of Mechanical Engineers and the Cleveland Engineering Society. He is also a director and industrial counsellor of the Research Foundation of Ohio State. The James F. Lincoln Arc Welding Foundation was created in his honor.

### AT THE COLLEGES

#### Architecture Now Becomes Separate School at Tulane

The Tulane School of Architecture has been established as a separate school of the university and Prof. Buford L. Pickens, head of the school since 1946, has been named director.

Prof. Pickens has expressed the belief that the separation of the school of architecture from the College of Engineering, instead of meaning less correlation, may make it possible to carry on an even more coordinated program than up to now.

#### Cincinnati Arts College Notes 25th Anniversary

Twenty-five years of education in the applied arts were marked at the College of Applied Arts at the University of Cincinnati last month. An anniversary banquet was held June 2.


The College of Applied Arts, formerly the School of Applied Arts, was founded in 1925 by Dean Herman Schneider as an outgrowth of the already existing Department of Architecture. From the beginning, work in the applied arts has been given on both the full-time and cooperative basis. By means of carefully selected jobs, cooperative students alternate between school and work in an educational program combining theory and practice.

This cooperative system has been operating for the Department of Architecture since its inception. Each student is paired with an alternate; and while one is in school for a seven-week period, the other is working in a definite educational program of practical training.

(Continued on page 174)


**IF YOU LIGHTEN THE ROOF LOAD**

**YOU LENGTHEN THE LIFE OF THE BUILDING**



**OVERLY-GOODWIN BATTEN TYPE METAL ROOF SAVES 105 TONS!**

Two views of new aluminum roof, First United Brethren Church, Greensburg, Pennsylvania. By removing original heavy tile roofing, Overly reduced the load on the wooden trusses by 105 tons! Splitting and sagging of the timbers, caused by the weight of the tile, was corrected and will never again be a problem. Aluminum roof now on church, Sunday school, and parsonage will be maintenance free for years to come.



Overly work shown above included complete design and execution of the following: reinforcement of sagging balcony; rebuilding vertical sides of dome; removal of skylight; covering entire roof with 20 gauge aluminum; furnishing and erecting new 16 gauge aluminum cornices, gutters, conductors, flashings, vertical paneling on dome, cornice frieze, and hanging gutters on Sunday school building.

Lighter weight design of Overly Metal Roofing (whether aluminum, copper, stainless steel, or monel metal) relieves stress on roof supports. This patented roofing can be installed on single and double pitched roofs, hip roofs, barreled

roofs, and domes or wherever there is a pitch of at least  $1\frac{1}{2}''$  in  $12''$ . Exclusive advantages are described in a four-page bulletin entitled, "Overly-Goodwin Batten Metal Roofing & Coping." Send today for your copy.

**OVERLY MANUFACTURING COMPANY, Dept. AR**  
GREENSBURG, PA. (Phone Greensburg 154)

• Sales Representatives in All Principal Cities •



**OVERLY MANUFACTURING COMPANY OF CALIFORNIA**  
Dept. AR, 2943 Glendon St., LOS ANGELES 39, CALIF.  
(Phone Olympia 2948)

**OVERLY QUALITY ARCHITECTURAL SHEET METAL PRODUCTS ARE DESCRIBED IN SWEET'S FILE**

(Continued from page 172)

This year 32 states are represented in the student body, and cooperating firms in many parts of the country include representatives of every aspect of the building industry. Last year architectural students were working on cooperative jobs in offices from New York to San Francisco and at intermediate points in the East and Middle West.

"The wide acceptance of this theory of training by architects throughout the United States," says Dean Ernest Pickering, "is, we believe, evidence of the soundness of this educational policy."

**Robert C. Gaede Winner of Booth Traveling Fellowship**

Robert C. Gaede of Cleveland, Ohio, has been awarded the George G. Booth Traveling Fellowship for 1950, the College of Architecture and Design of the University of Michigan has announced.

Mr. Gaede plans to travel in England and on the Continent.

**ELECTIONS APPOINTMENTS**

• Harry M. Prince has been named president of the New York Chapter of The American Institute of Architects. Other officers elected were: Geoffrey N. Lawford, vice president; Ralph Pomerrance, treasurer; Alonzo Clark, secretary; and Francis Keally and Perry Coke Smith, executive committee.

• Walter Sturrock of General Electric Co., Cleveland has been elected the 46th president of the Illuminating Engineering Society by its approximately 7000 members.

Other officers elected are: vice president — E. M. Strong, Cornell University; treasurer — R. F. Hartenstein, Ohio Edison Co.; general secretary — A. H. Manwaring, Philadelphia Electrical & Mfg. Co.; directors — L. A. Hobbs, Smoot-Holman Co., Inglewood, Calif.; Roy A. Palmer, Duke Power Co.

New regional vice presidents will be: Great Lakes — F. C. Winkler, Westinghouse Electric Corp.; Midwestern — Charles N. Laupp, Wisconsin Electric Power Co.; Northeastern — R. G. Slauer, Sylvania Electric Products, Inc.; Pacific Northwest — K. E. Hollingsworth, Puget Sound Light & Power Co.; South Pacific Coast — C. O. Martin, Benjamin Electric Mfg. Co.

(Continued on page 176)

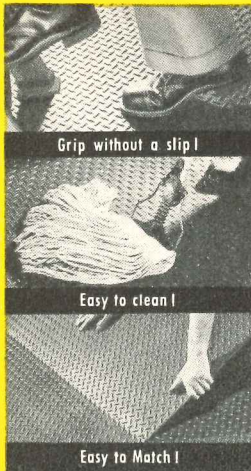


**From Cellar to Roof  
IT PAYS  
To Cover Every Foot with  
A.W. SUPER-DIAMOND  
FLOOR PLATE**

**FOOT SAFETY IN EVERY FOOT**

Why risk having costly slipping accidents anywhere in your plant, when it's so easy to eliminate them by installing A.W. Super-Diamond Rolled Steel Floor Plate? Today hundreds of plants are using Super-Diamond Floor Plate... in boiler rooms—on shipping platforms—on floors and trucking aisles—on walkways and fire escapes. In fact, it is used wherever men walk or climb in plants and on products. Remember, too, it's easy to clean, requires no maintenance, and can be cut and installed overnight with minimum scrap.

Get complete information today. Write for FREE 16 PAGE ILLUSTRATED CATALOG L-33.



**A.W. SUPER-DIAMOND  
FLOOR PLATES THAT GRIP**



**A Product of ALAN WOOD STEEL COMPANY**

Conshohocken, Penna.

Gentlemen:

Please send me a FREE copy of your 16-page Super-Diamond Catalog L-33.


Name \_\_\_\_\_

Company \_\_\_\_\_

Street \_\_\_\_\_ City \_\_\_\_\_ State \_\_\_\_\_

Other Products: PERMACLAD Stainless Clad Steel • A. W. ALGRIP ABRASIVE Floor Plate Billets • Plates • Sheets • Strip • (Alloy and Special Grades).





*We practice what we preach —  
so we built our new laboratories with*  
**Architectural Concrete**


For many years we have been telling architects, engineers, contractors and others about the advantages of building with architectural concrete. So when we planned buildings of our own—new research laboratories near Chicago—the natural choice was architectural concrete.

With more than 30 laboratories in two buildings (larger building shown above) requiring varying temperatures and humidity and many kinds of equipment; with dusty soil and aggregate handling facilities adjacent to offices and rooms containing delicate laboratory instruments, the job presented a real challenge to the architect and contractor.

Architectural concrete meets all the requirements for strength, rigidity and weathertightness in such buildings. And, like other architectural concrete structures, these laboratories have distinctive beauty, firesafety and the durability to deliver long years of service.

Architectural concrete is ideal for structures of any size or purpose—schools, factories, hospitals, office and apartment buildings. Its long life and low maintenance cost result in **low-annual-cost** service—the true measure of construction value. Such low-cost service is important to owners, investors and taxpayers alike.

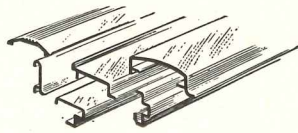
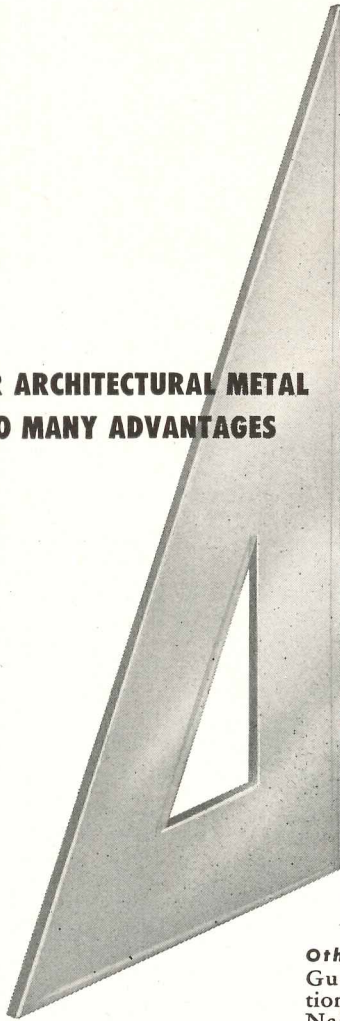
For more information about architectural concrete write for free, illustrated literature. Distributed only in United States and Canada.




Larger of two architectural concrete buildings housing new PCA research and development laboratories is shown at top. Interior of main lobby is pictured above. The two buildings have a combined floor space of about 98,000 sq. ft. and required 7,300 cu. yd. of concrete. All exterior walls are of air-entrained concrete. Oregon fir forms created the board texture. All interior partitions are concrete masonry. The cast stone used in the lobby was made with granite aggregate. Carr & Wright were architects and engineers; The Turner Construction Company was contractor.

**P O R T L A N D C E M E N T A S S O C I A T I O N**  
 Dept. 7-8, 33 WEST GRAND AVENUE, CHICAGO 10, ILLINOIS  
 A national organization to improve and extend the uses of portland cement and concrete through scientific research and engineering field work


**NO OTHER ARCHITECTURAL METAL OFFERS SO MANY ADVANTAGES**




**Extruded Shapes** for thresholds, jambs, sills, copings, etc. Both standard and special designs.




**Tubular Products**, like other standard items, may be ordered from a warehouse in your area.



**Sheet** is available plain or with embossed, corrugated and perforated patterns.



**Structurals** in all forms; angles, channels, tees, etc. Also rod and bar stock.



**Ornamental Castings** produced to your specifications by independent foundries from Reynolds Aluminum ingot.

**Other Aluminum Building Materials**—Gutters, Downspouts, Reflective Insulation, Roofing and Siding, Built-up Roofing, Nails, Windows, Roll Formed Shapes.

# Reynolds Aluminum

COMPLETE ARCHITECTURAL SERVICE

*is at your Service*

**N**O other architectural metal does as much, at as low a cost, as aluminum. It's strong. It's light in weight. It has a natural beauty. It never rusts. That's why aluminum is the wise choice for so many building applications.


These advantages have increased demands so much that Reynolds has now added a special sales and distribution service for both architects and fabricators. "On-the-job" requirements are taken care of in a jiffy.

Just phone the Reynolds office listed under "Aluminum" in your classified phone book. You'll get prompt action. An architectural specialist will work with

you on new designs. We will follow through with the fabricator on delivery of standard items from a Reynolds Distributor warehouse . . . or speed up shipment of specials to meet your building schedules.

**SEND TODAY**

*Reynolds Architectural Folio includes complete data and drawings you can use for direct tracing. Write to Reynolds Metals Co., 2572 South Third Street, Louisville 1, Ky.*



**REYNOLDS Architectural ALUMINUM**

A COMPLETE ALUMINUM SERVICE TO ARCHITECTS AND FABRICATORS

## THE RECORD REPORTS

**CANADA**

(Continued from page 16)

developments in North York near Toronto, at an estimated total cost of \$5.7 million.

Quebec Province is to have a new million dollar hospital and a convent costing \$1.2 million. A bridge near Quebec City is billed at \$3.5 million. London, Ont., is starting on a livestock arena at a cost of \$1.3 million.

The Maritimes, too, will share the rush of building activity. St. John, N.B., has a \$1.8 million budget for dredging, while docks and terminal facilities are to be enlarged at North Sydney, N.S., for \$1 million.

This partial analysis explains why, for the first time this year, all entries in the contract books were up for the month of April. Comparative figures with April 1949 follow:

Residential — 1950, \$42,996,900; 1949, \$36,351,700.

Commercial — 1950, \$29,581,400; 1949, \$23,097,000.

Industrial — 1950, \$17,943,300; 1949, \$2,656,100.

Engineering — 1950, \$23,364,800; 1949, \$14,689,600.

**Public Works Rise Slightly; No Sign of "Pump Priming"**

It is apparent from latest government announcements that Canada is not likely to prime the public works pump yet. In spite of general concern over last winter's unemployment figures, Ottawa is pursuing a middle way, with allocations for public buildings just 21 per cent over 1949.

This year over \$32 million is being split up among the provinces. Ontario gets the lion's share of \$10 million; Quebec comes second with \$8.5 million; the West and the Northwest are down for \$9 million, while the Maritimes and Newfoundland receive \$4.9 million.

**Engineering Institute Opens Annual Meeting on July 10th**

The week of July 10th has been chosen by the Engineering Institute of Canada for its 64th annual conference.

E. Ross Graydon, chairman of the Toronto branch, will be host to some



(Continued on page 178)



In line with modern design . . .

another *Projecting Frame*

**IN PITTCO STORE FRONT METAL**



● This assembly answers the need of some store front designs for a modern projecting frame to satisfy certain style requirements, and to give toe room and protection to the bulkhead.

The frame is formed by Pittco De Luxe Standard Moulding #274. This extruded Alumilite moulding may be combined with any sash in the Pittco line, but it is shown here in conjunction with Premier Sash 70-A and No. 28 Bar. The pilaster is faced with mouldings in the Pittco Premier Moulding Kit.


It is possible to work out a wide variety of sash, sill and moulding combinations, using both De Luxe and Premier standard members and the Pittco Premier Moulding Kit. Why not examine the Pittco Metal Sample Case? A representative from our nearest office will gladly call and display it.




**PITTCO STORE FRONT METAL**

PAINTS • GLASS • CHEMICALS • BRUSHES • PLASTICS

**PITTSBURGH PLATE GLASS COMPANY**



Home for Aged, Fort Frances, Ont. (photo of rendering above) will have reinforced concrete foundation, concrete slab on fill. Architects are Rounthwaite and Fairfield, Toronto




**SMOOTH NOSINGS ARE dangerous**  
**FOR down TRAFFIC!**

**Specify FERALUN\*—the safety tread with abrasive IN THE NOSING SURFACE**

As the illustrations show, DOWN traffic needs the underfoot "grip" of abrasive particles embedded in tread nosings, to prevent slipping and wear. UP traffic needs the same safety features.

Feralun treads are made to provide full protection from this "double traffic" all stairways must serve. They always have abrasive granules in the nosings—for the down traffic, and should be wide enough (at least 4") to protect the up traffic as well. *Note action photos showing points of foot contact which are also points of slipping and wear.*



Not only do these sturdy cast iron abrasive treads give underfoot safety up and down, but they also give protection from wear as well. Installations of Feralun treads are still giving maintenance-free safety after more than a quarter century of continuous use.

For full information on Feralun and other underfoot safety products, see Sweet's File, Architectural, Sec. 13a/10, or write to:

**AMERICAN ABRASIVE METALS CO.**  
463 Coit Street • Irvington, New Jersey

USE FERALUN TREADS AND BE SAFE... "DOWN AND UP"

\*Reg. U. S. Pat. Off.

1200 delegates at Toronto's Royal York Hotel.

President John E. Armstrong, Canadian Pacific Railroad chief engineer, will preside over business sessions and at the windup dinner and dance on Friday, July 14, will introduce the new president, James A. Vance. Mr. Vance is an industrialist and contractor of Woodstock, Ont.

**Toronto Architects Elect; More Competitions Urged**

George Gibson was named chairman of the Toronto Chapter of the Ontario Institute of Architects at the chapter's recent annual meeting.

Other new officers are: J. F. Brennan, vice chairman; E. C. S. Cox, John C. Parkin, J. B. Langley and William A. Mollard, members of the executive committee. Earle L. Sheppard continues to represent the O.A.A. and John D. Miller remains as secretary.

Assembled architects heard E. W. Haldenby declare that holding competitions for the design of important public buildings is the way to help young architects establish themselves.

"In cases where, despite the cleverness of his design, the winner might lack practical experience," Mr. Haldenby suggested, "he could associate himself with an older architectural firm for the duration of the work."

Mr. Haldenby, a partner in the well-known firm of Mathers & Haldenby, heads the chapter's committee on public buildings.

**Architects, Client View: Businessmen Speak Up**

Many of the architect's most hoped-for clients are executives in industry and commerce. Mindful of this fact, the Ontario Association of Architects recently commissioned a public opinion research firm to report on their knowledge of and attitude towards the profession. The survey included 500 completed interviews among businessmen of all ages in the upper and middle income groups in Ottawa, Toronto, Hamilton, London and Windsor. The distribution of respondents was in direct proportion to populations of these cities.

Results of the survey were gratifying in some respects, alarming in others. On the credit side, almost all respondents (94.8 per cent) knew that architects


(Continued on page 180)

# fedders


## MAKES HEATING EQUIPMENT

### IN 4 PLANTS

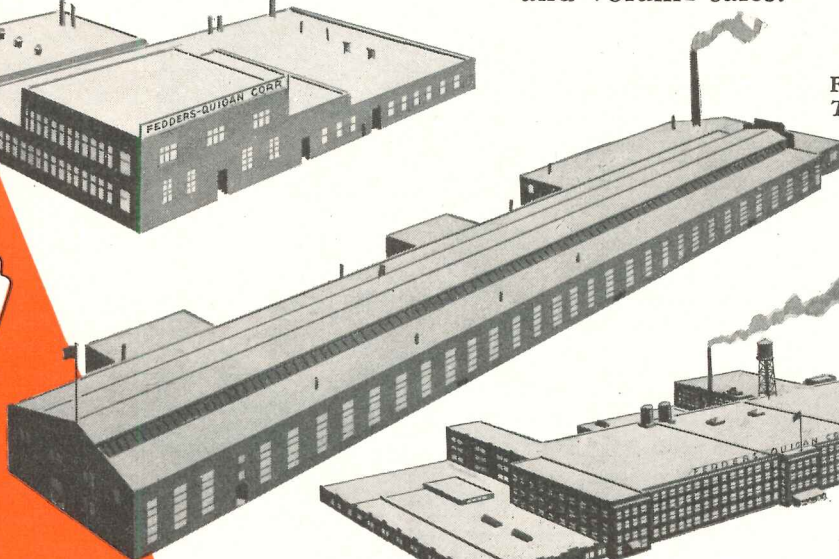
Heating men everywhere are being served by the talent, experience, man power and facilities housed in these 4 Fedders-Quigan plants. They are built on a foundation of quality products, satisfactory performance and volume sales.



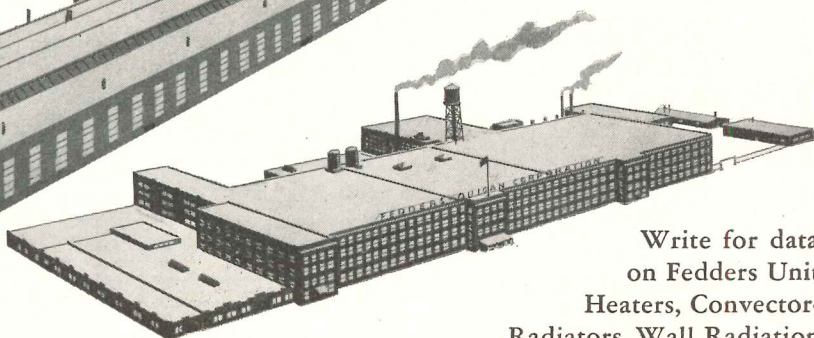
FEDDERS-QUIGAN PLANT  
Buffalo, N. Y.



FEDDERS-QUIGAN PLANT  
Maspeth, N. Y.



FEDDERS-QUIGAN PLANT  
Newark, N. J.




FEDDERS-QUIGAN PLANT  
Trenton, N. J.


Write for data on Fedders Unit Heaters, Convactor-Radiators, Wall Radiation and Baseboard Radiation for home, commercial, industrial and institutional needs.




**FEDDERS - QUIGAN**  
CORPORATION  
BUFFALO 7, NEW YORK




Fedders  
Convactor-Radiators



Fedders  
Baseboard Radiation



Fedders  
Unit Heaters



Fedders  
Wall Radiation

## THE RECORD REPORTS

CANADA (Cont. from page 178)

"drew plans, designed buildings and had blueprints prepared." Less than one per cent were unable to name any service performed by architects. One of every six respondents had employed an architect in the past, older men and those in the upper income group having done so most frequently. A few complained that the architect charged too much; but the vast majority (92.6 per cent) expressed themselves as being well

satisfied with his professional services.

On the other hand, the survey revealed that only 70.8 per cent would engage an architect for a new building. Here again, there was evidence of a higher regard for the profession on the part of older men and men in the upper income group. Those who indicated they would not employ an architect said they would use their own plans and ask a contractor to prepare them.

Additional debit results were these: *One quarter* of the respondents did not know that the architect is paid by his client. Most of the respondents in this category thought the contractor paid him.

*One third* (chiefly the younger, middle-income element) said they regarded architecture as a business rather than a profession.

*Two thirds* were unaware that the architect supervises the construction of buildings. The same proportion had an inaccurate idea of the cost of his services.

## NOW YOU CAN SAVE BY SPECIFYING "MECCO" Rolling Grilles

FOR UTMOST ATTRACTIVENESS, STRENGTH, LOW MAINTENANCE AND ECONOMY



**APPLICATION:** For all types of commercial, public and private buildings, schools and institutions where sections of buildings or areas are to be closed off without shutting out light and vision.

**ADVANTAGES:** MECCO proven quality of workmanship in new MECCO design grille that is stronger and more attractive than usual types. New simplicity of design lowers maintenance. Guides may be concealed. Arranged for easy manual or hand chain or crank operation. Cylinder-type lock or padlock locking available. Write for complete details. Also made to specification.



*doors*

ALL TYPES ROLLING DOORS  
ROLLING GRILLES  
ROLLING DOORS TO SPECS.  
KALAMEIN FIRE DOORS  
TIN IRON CLAD DOORS

THE MOESCHL-EDWARDS CORRUGATING CO., INC.

P. O. BOX 1115, CINCINNATI, OHIO

### First Official Figures for 1950 Show January Housing Drop

First official government figures on residential building for 1950, covering January, have been published. They estimate the number of dwelling units started at 2152, including 103 in Newfoundland. The comparable figure for January 1949 was 3066 units.

Completions for January 1950 are estimated at 6480. For the same month last year completions totaled 6643.

Of the dwelling units being constructed, it was found that about 22 per cent were destined for rental, while the rest were to be owner occupied.

According to the survey it still takes the same amount of time, 6.8 months, to build a dwelling unit as it did in January 1949.

### Housing in Canada Gives Summary of 1949 Picture

The latest issue of *Housing in Canada*, quarterly publication of Central Mortgage & Housing Corp., reveals that for the first time since the war's end, new houses completed in 1949 outnumbered new families formed by about 11,000.

Completions reached a record 91,000 (35,000 being government-assisted construction); but starts leveled off at 93,000, about 2000 less than in 1948. Conversions showed a similar drop of some 2000 units.

Lending operations under the National Housing Act amounted to over \$160 million in 1949, involving 28,800 dwellings. The Rental Insurance Plan which was passed in 1948 came into its own. Gross loans were okayed on 9000 rental units — double the 1948 number. Approved home ownership loans under the Integrated Plan accounted for 19,800 units — 2400 more than in 1948.

The report shows a new and hopeful

(Continued on page 182)

## MEMO

Jim:

I've specified that only Inland HI-BOND reinforcing bars be used on your new project. Here's why:

- 1 - They not only meet but exceed minimum standards set up by ASTM A305-49.
- 2 - Because of proper ratio of bearing to shearing areas, you obtain greater bond between the steel and concrete, thus providing more efficient transfer of stress at splices and reducing the size of tension cracks. In other words, you'll get a more efficient and better-looking structure.

- 3 - You'll save money — first, because with HI-BOND, we can eliminate end hooks on your job which means a saving in steel, fabricating and placing costs. And because a single wire loop holds HI-BOND firmly in place — even during pouring of concrete — that means further savings in wire and tying time.

- 4 - Inland HI-BOND is available for prompt shipment from the Ryerson Company and other leading steel warehouses throughout the middle and far west. And HI-BOND costs no more than ordinary reinforcing bars.

WEG


**INLAND  
HI-BOND**

**INLAND STEEL COMPANY, 38 S. Dearborn St., Chicago 3, Ill.**  
Sales Offices: Chicago, Davenport, Detroit, Indianapolis, Kansas City, Milwaukee, New York, St. Louis, St. Paul



The Reinforcing Bar with the  
"BUILT-IN" ANCHORAGE!





Parrott, Tambling & Wilmer, Toronto, are architects for Loblaw Groceries Co.'s store and office building at Sudbury, Ont. (above). K. W. Bash is Loblaw's chief engineer



## How would YOU air condition the Chase Hotel?


Here's a problem that nearly stumped the experts. How to get large-scale air conditioning in an existing building without ripping out walls for ductwork.

The Chase management looked over a lot of systems . . . and settled on Modu-aire. usAIRco Modu-aire is an air conditioning system that provides individual room control of heating or cooling. Small copper tubing carries ready-made weather from a central system to each Modu-aire unit. Simple dial control gives the room occupant perfect comfort in all seasons.

Tenants and owners are equally delighted by this ultra-modern system. Varying heat loads create no problem in the operation of Modu-aire . . . nor do indi-

vidual tastes in comfort. Each Modu-aire unit provides full control of its own temperature, and room humidity. There's no complicated zoning . . . no delicate balance to maintain when windows are opened.

The Modu-aire system offers an ideal solution to the problem of air conditioning an existing building. You can see too, how Modu-aire will give you outstanding results in any multi-room air conditioning installation you may be planning . . . whether for new or existing buildings. It's luxury air conditioning . . . in all but cost. Why not look into usAIRco Modu-aire soon! Wire or write United States Air Conditioning Corporation, Minneapolis 14, Minnesota.



Engineers and manufacturers of air conditioning, refrigeration, unit heaters, coils and ventilating equipment

stability in material and labor costs. The wholesale price index of house construction materials dropped one per cent, the average hourly wage rates of workers increased four per cent.

More men worked in the construction industry in 1949. As of October, the industry employed a record labor force of 329,000 — 12,000 more than in 1948.

Production output of building materials registered a general gain, though certain items suffered a drop. Biggest increases came in the production of tubes and fittings, rock wool, sinks and steel pipe. Declines in production of cast iron radiators and heating boilers were attributed to higher costs, scarcity of installation pipe, and a trend to warm air systems.

### Home Builders Pledge New Record This Year

Builders are constructing more houses than ever, and expect to ride the boom well into 1952 — but they're still not satisfied. At their recent convention in Winnipeg, members of the National House Builders' Association declared they would set a new construction record this year. That gives them something to beat, with the 1949 mark of 91,000 new houses built.

The dissatisfaction stems from the builders' feeling that they haven't made an all-out attempt to provide a cheap, well-constructed house for the working man.

But that situation may change fast, for the Association is now running a competition for a \$1000-a-room house which will fit the pocketbook of the lower-income family. All builders have been invited to submit plans.

Builders look to the amended N.H.A. to provide the serviced land that is needed to relieve the present shortage, through the sharing of land improvement costs by federal and provincial governments.

The Association passed a resolution urging revision of the municipal taxation system, and recommended that housing taxation should be confined to services directly related to housing.

### Mortgage Lending Reached New \$1 Billion High in '49

That villain of many an old-time mellerdrama, Simon Legree, was thoroughly hissed every time he appeared waving a mortgage in his fist. But he's

(Continued on page 184)

NOW...

The beauty of **KENCORK**  
at lower cost than ever before



New  $\frac{3}{16}$ " gauge KENCORK costs less  
than wall-to-wall broadloom

**News for Small Home  
Developments**

• Now you can suggest this luxury floor for use in low cost home developments . . . for the first time offering a truly outstanding flooring at very little extra cost. Architects' specifications carrying this recommendation may provide the exact *home-selling* feature that new "merchant-builders" and contractors are looking for.

NOW YOU CAN OFFER your clients wonderful Kencork's many advantages at lower prices than ever before! This resilient flooring does the work of floor and carpeting alike . . . rich nut-brown cork tiles offer restful, quiet comfort underfoot . . . provide a perfect flooring that won't wear out through years of use. Staining liquids that permanently damage carpeting can be easily wiped off Kencork. Kencork insulates floors against heat and cold . . . is ideal for use with radiant heating panels. Specify this new gauge Kencork for

every installation where *practical luxury* is your client's first requirement.

**Specify Kencork Walls** in new  $\frac{3}{16}$ " gauge, too. Your clients will be delighted with this distinctive, luxury wall treatment at the new lower cost.



DAVID E. KENNEDY, INC., 58 Second Avenue, Brooklyn 15, N. Y.

RESILIENT FLOORING FOR OVER FIFTY YEARS...KENTILE • RUBBER TILE • KENCORK

CONVENIENT  
ATTRACTIVE  
ALL-STEEL

# Protection

that doesn't cut off light, air or vision



## Kinnear Steel Rolling Grilles

For Windows, Doorways, Corridors


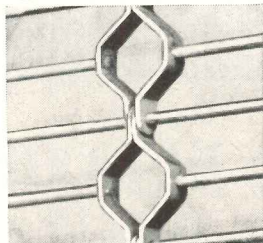
This all-metal barricade guards any opening with a curtain of rugged steel rounds and links. Yet it doesn't cut off light, doesn't block vision, doesn't impede ventilation. It can be lowered into place or raised out of the way in a matter of seconds! It offers convenient protection without loss of architectural beauty. As the pictures here testify, it's the ideal way to prevent trespassing in areas where the public assembles, or wherever it is desirable to block off certain sections of a building.

Kinnear Rolling Grilles open straight upward and coil into a small, out-of-the-way space above the opening. No usable floor or wall space is wasted. In many installations, the mechanism on which the Grilles coil when opened can be concealed within the lintel construction.

Kinnear Rolling Grilles are made to fit any size window, doorway, corridor, stair-well, elevator shaft or other opening. They can be equipped to operate manually, mechanically (by chain or crank) or electrically. Easily installed in old or new buildings. Write for complete details.

### The KINNEAR Manufacturing Co.

FACTORIES: 1860-80 Fields Ave. — Columbus 16, Ohio  
1742 Yosemite Avenue — San Francisco 24, California  
Offices and Agents in All Principal Cities



## THE RECORD REPORTS

### CANADA

(Continued from page 182)

changed a lot. Today, lending institutions of every type have a vital role in the task of aiding Canadian housing. Thanks to their loans, many a Canadian family, unable to shoulder the costs alone, enjoys the advantages of home ownership.

In 1949 lending institutions had loans totaling \$1 billion invested in real estate. This is a new high, building up since 1939, when mortgage loans totaled \$676 million.

Last year gross mortgage loans okayed by lending institutions numbered 62,000, involving \$393 million — a 9 per cent increase over 1948. These figures come from a report on real estate financing ("Mortgage Lending in Canada, 1949") released by Central Mortgage and Housing Corp.

What lies behind this expanding activity? Experts explain by pointing to the increased scope of N.H.A., the higher yield on mortgage investments compared with other securities, and the continued health of Canadian economy. They predict that next year the figures will sharply increase.

Breaking down the totals, the survey discloses that of every five dwellings built in 1949, two were financed largely through loans from lending institutions; two were built on government account, or completed with government financial help; and one was built by an owner dependent on his own savings.

The report also offers interesting sidelights on residential financing. The average dwelling built under the Integrated Plan (whereby the government guarantees the sales price if the builder previously agrees to it as being "fair and reasonable") cost \$7700 last year, or 12 per cent more than in 1948. While sales prices showed a general increase, purchasers required smaller down payments. At the same time, more people turned to second mortgages and personal loans to finance houses, the report reveals.


### Government Plans Inspection Of N.H.A.-Financed Building

After a lot of time and talk, the home buyer is finally getting some real protection. Thanks to a recent government

(Continued on page 186)



This is  
York's advice to  
**Your**  
**Clients:**



*York gives you unequalled support in providing the finest central station systems possible through this Nine-Point Plan . . .*

- a complete line of equipment
- competitive prices
- accurate, dependable product ratings
- technical assistance based on "case histories"
- cooperation with architects, engineers and contractors
- practical help from York-trained engineers
- a national organization
- continuous product research and development
- certified maintenance

York believes that channeling contract work through you is the soundest method of assuring better air conditioning for your clients.

That's why a York-trained air conditioning and refrigeration engineer is available to work with you from the "idea" to the final installation phases of any of your jobs.

Beyond doubt his experience-sharpened, specialized knowledge will save you hours of tedious "desk- and drafting-time" in preliminary planning and specifications work.

Behind the technical counsel of the York engineer lie thousands of successful York installations in every type of business and industry, *plus a thorough knowledge of York's complete line of refrigeration and air conditioning products.*

But more—to save you from post-installation headaches and time-consuming chores, York offers its Certified Maintenance Plan. A unique service that assures over-the-years continuous operating efficiency and peak installation performance—at costs that are determined in advance.

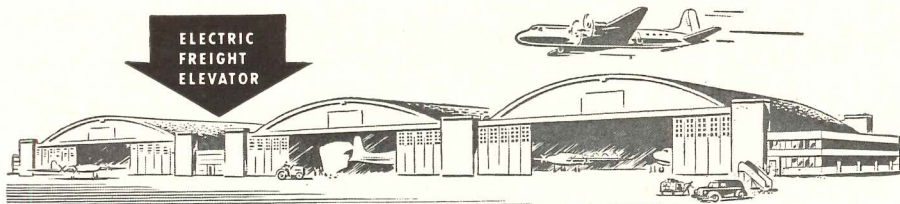
The York-trained engineer is able, fully qualified. And York products are backed by seventy-five years of production know-how and engineering advances. Check with your nearest York District Office to save time in design and detail work on your next tough job. York Corporation, York, Pa.



The big advances come from

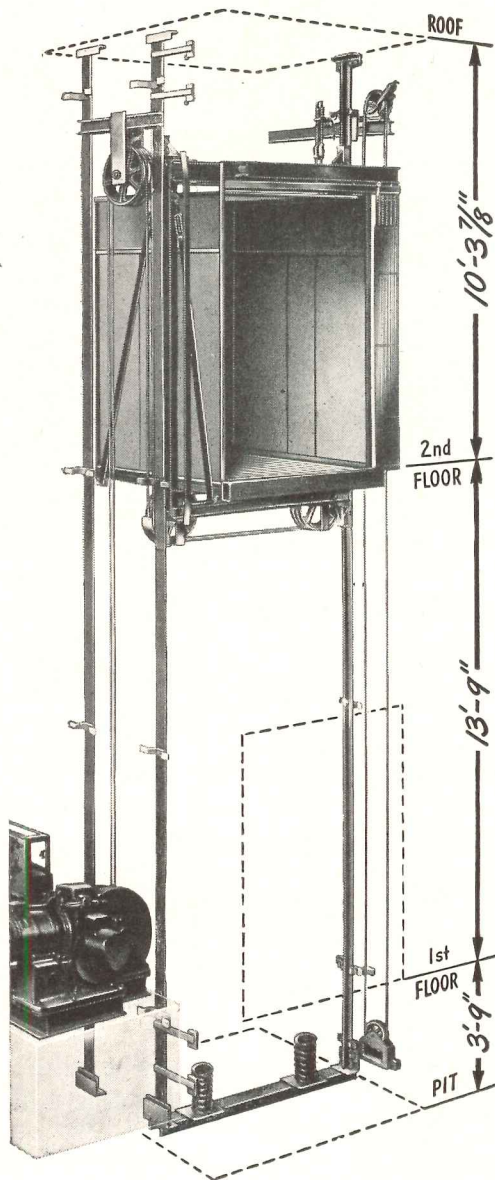
**YORK**

*Headquarters for—* **Refrigeration and Air Conditioning**



THE PORT OF NEW YORK AUTHORITY • NEW YORK INTERNATIONAL AIRPORT

# Fits into 10'-3<sup>7</sup>/<sub>8</sub>" Headroom



## Electric Freight Elevator Requires No Penthouse

Freight elevator service was required for the 2nd floor cafeteria and kitchen in the West Center Lean-to between newly built Hangars 3 and 4 at New York International Airport. Lean-to design set concrete roof beams 10'-3<sup>7</sup>/<sub>8</sub>" above the second floor. Hangar steel prevented a break-through for a penthouse. At the 1st floor, water existed approximately 4 feet below the grade level. In all, a tight squeeze for an elevator installation.

But not difficult for a standard Otis Self-Supporting Freight Elevator. As illustrated, the installation stops at the under side of the roof. *No penthouse is required.* Guide rail connections at each floor and the roof take care of light horizontal thrusts. *No overhead supports are required.* The guide rail structure transfers all vertical loads to the bottom of the pit. *No building reinforcing is necessary.*

Otis Self-Supporting Freight Elevators have 1,500, 2,000 and 2,500 lb. lifting capacities. Any rise up to 35' 0" —sufficient for a 3 story building. Speed is 25 feet a minute. Write for Booklet B-720-F or phone your Otis office. Otis Elevator Company, 260 11th Avenue, New York 1, N. Y.



## ELECTRIC FREIGHT ELEVATORS

SELF-SUPPORTING • POW-R-TRUCK • GENERAL PURPOSE

## THE RECORD REPORTS

CANADA  
(Continued from page 184)

announcement, chances are he'll rarely lose his down payment to some irresponsible builder, or get stuck with a badly constructed house.

Building contractors who operate under N.H.A. can expect a call from a crack inspection corps every so often. These experts will check construction from the turning of the first sod to the laying of the last shingle. As well, they will inquire into the financial and credit standing of every contractor.

No specific N.H.A. guarantee will be given the purchaser; he's still expected to investigate before he invests. But he will have the assurance that periodic policing will do away with the old complaints.

Bossing the investigation corps will be Central Mortgage & Housing Corp. and cooperating insurance companies. As added protection, the announcement states that builders will not be allowed to work on more than 10 dwellings at a time.

### National Building Code Revisions Are Under Way

Canada's National Building Code is being brought in step with the times.

Robert F. Legget, spokesman for the Associate Committee working on the Code, recently informed building leaders at their annual conference in Ottawa that important changes are coming.

Mr. Legget, who is director of the National Research Council's Building Research Division, explained that technical improvements and advances will get their just due under the modernized Code. Even the language is to be streamlined.


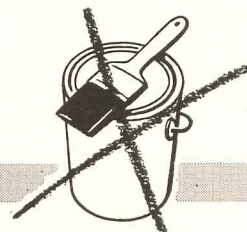
At present more than 150 municipalities make use of Code releases; some 30 have adopted them outright as local building codes.

Also discussed at the conference was a project calling for a national network of training schools where basic and brush-up courses would be available to local building inspectors. Up-to-date instruction, it was felt, could do a lot to speed acceptance of sound, money-saving improvements.

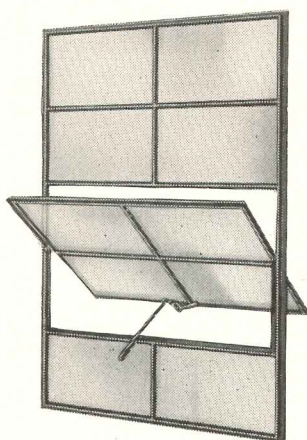
Some areas are getting around the present law by granting special waivers,

(Continued on page 188)


# Announcing the Special Fenestra Hot-Dip Galvanizing Process FOR MAINTENANCE-FREE Steel Windows



Intermediate Steel Windows



Industrial Steel Windows



Residential Steel Windows

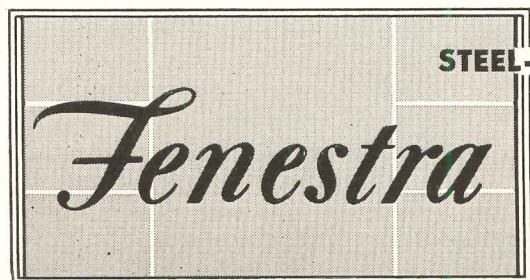
## Available soon from Fenestra's New Galvanizing Plant

Special equipment! Special technique! Complete quality control by highly skilled craftsmen of America's oldest and largest steel window manufacturer—Fenestra\*!

Hot-dip, keyed-in galvanizing—*after fabrication!* No metal left unprotected!

These maintenance-free Fenestra Steel Windows are built of fine-quality hot-rolled steel sections . . . then specially hot-dip galvanized . . . then Bonderized for a perfect finish (as well as for an excellent base for a decorative paint-finish when desired)! \*®

DETROIT STEEL PRODUCTS COMPANY, Dept. AR-7, 2252 East Grand Blvd., Detroit 11, Michigan



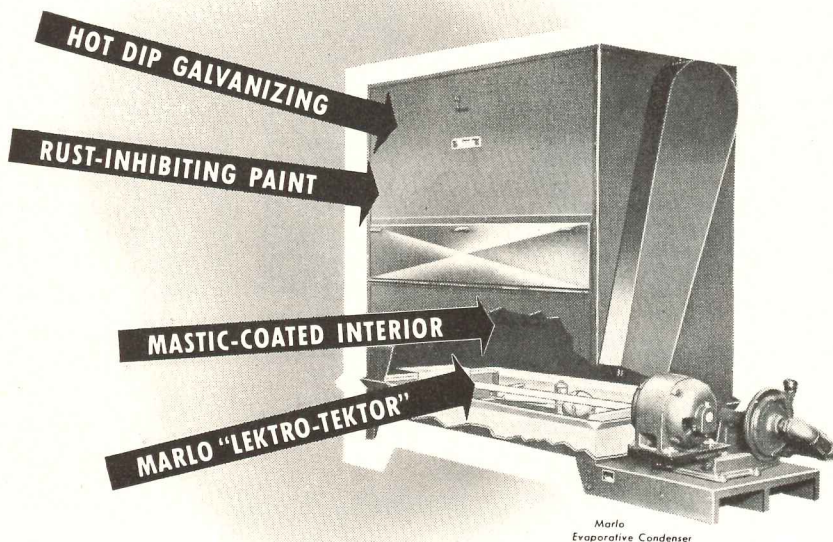
STEEL-STRONG WINDOWS MADE TO STAY NEW

Hot-dip Galvanized Steel Windows



Proposed high school (left) at Espanola, Ont., for which F. W. Warren of Hamilton is architect, will have three standard classrooms; art, commercial and home economics quarters; library; general shop and science classrooms; lunch room; kitchen; combined auditorium and gymnasium with stage. Walls are masonry

**ONLY MARLO COOLING UNITS ARE  
DOUBLY-PROTECTED AGAINST CORROSION  
...Outside and Inside**



Marlo Evaporative Condenser

*Marlo Evaporative Condensers and Cooling Towers offer this big four-way defense against corrosion:*

**OUTSIDE** — over the Hot Dip Galvanizing — Marlo all-steel housings are sprayed with a special rust-inhibiting alkyd resin-base paint that forms an extra front line barrier against corrosive elements.

**INSIDE EACH UNIT** — sheets, panels and galvanized parts are coated with a sound deadening asbestos-asphalt mastic that doubles as an efficient corrosion retardant. Additional internal protection is afforded by Marlo's exclusive "Lektro-Tektor" that prevents electrolytic sump tank corrosion.

• Specify Marlo Cooling Units for your buildings . . . assure dependable, longer-lasting installations.

MARLO-HEAT TRANSFER  
Since 1925



Write for complete information on Marlo Evaporative Condensers and Cooling Towers.

Marlo COIL CO. • 6135 Manchester Rd. • St. Louis 10, Mo.

and it's believed this method will continue while the Code is being modernized — a job that's expected to take two years.

**Architecture as a Career  
Discussed in New Booklet**

The Department of Labour, Ottawa, has published an interesting booklet "Careers in Natural Science and Engineering," containing its series of releases on Canadian occupations.

Monograph 21 deals with architects, and furnishes an excellent guide for anyone contemplating entering the profession as a lifework.

Some little-known facts are revealed. For instance, about 40 per cent of Canadian architects are 60 years of age or older, and fewer than 25 per cent are under 40. Almost 80 per cent of all architects in Canada live in Ontario and Quebec, and very few are located in cities of under 30,000 population.

Here's a breakdown of their occupational distribution: private practice, 50 per cent; building and construction, 25 per cent; manufacturing industries, 15 per cent; public works departments, 10 per cent.

**"Just Bring an Honest Face"**

Now it's home improvements you can buy on credit. You receive \$2000 worth of credit, your home gets a face-lifting, and you have up to two years to pay.

The idea comes from out of the west — from Secretary-Manager Maurice Dix of B. C. Lumber Survey and the National Retail Lumbermen's Council of Canada, to be exact.

Mr. Dix, in announcing the new financing scheme, said that a company to advance home improvement credit is being organized through Dominion incorporation with \$1 million capital.

**Architect Presides Over  
Construction of—Table!**

A. K. Mills, chief architect of the Department of Public Works, Ottawa, has been supervising the construction of — of all things — a table.


But no ordinary table, this! It's a 14-ft. paneled oak job that contains a modern air conditioning system for Britain's rebuilt House of Commons. It will be placed directly in front of the Speaker, as a gift from Canada.

The architect responsible for its design was none other than Sir Giles Gilbert Scott.


(Continued on page 190)



A total of 2200 Roddiscraft Solid-Core Flush Veneered Doors are in use at the United States Navy Medical Center in Bethesda, Maryland.



Roddiscraft Solid-Core Flush Veneered Doors are included in the permanent equipment of the modern Mercy Hospital in Rockville Centre, New York.




The new building of the Nassau Hospital, Mineola, New York, has Roddiscraft Solid-Core Flush Veneered Doors throughout.

# Roddiscraft

## SOLID-CORE FLUSH VENEERED DOORS PROVED IN HOSPITAL SERVICE

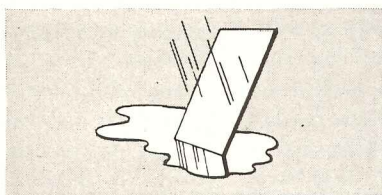
### 5 reasons why it pays to include these quality doors in your hospital construction plans



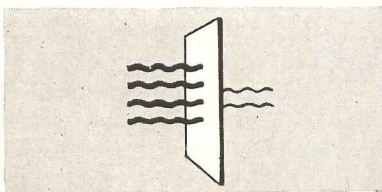
**Identification and Guarantee**—All Roddiscraft Solid-Core Flush Veneered Doors are guaranteed without qualification as to workmanship and materials. Inserted in the hinge rail of every door is a red, white, and blue dowel which permanently identifies the door.



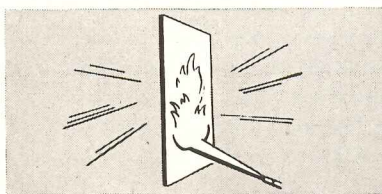
**Resistance to Abuse**—Roddiscraft Solid-Core Flush Veneered Doors easily withstand the punishment of heavy hospital duty. The entire door assembly is welded into a solid unit—permanently puncture-proof, waterproof, and resistant to decay.



**Standard Thickness Face Veneers**—Roddiscraft Standard Construction is a feature which adds to the durability of these Flush Veneered Doors. The Roddiscraft method utilizes Standard Thickness Face Veneers—as opposed to  $\frac{1}{8}$ " and thicker veneers. Less moisture penetration — greater durability.



**Sound Resistance**—The high resistance of Roddiscraft solid-core construction to the passage of sound has been established by independently conducted laboratory tests. The standard  $1\frac{3}{4}$ " Roddiscraft Solid-Core Flush Veneered Door develops an average sound transmission loss of 30.9 decibels.



**Fire Resistance**—One reason why Roddiscraft Solid-Core Flush Veneered Doors are ideal for hospitals is their exceptional resistance to fire. This fact has been established by independent laboratories, where standard Roddiscraft doors exceeded the 40-minute fire test.

Both from the standpoint of utility and safety, Roddiscraft Solid-Core Flush Veneered Doors measure up to the stringent requirements of hospital planners. The service record of these exceptional doors stands as proof in itself. Every day—in new hospitals and old — Roddiscraft Solid-Core Flush Veneered Doors are providing dependable, satisfactory service. It's no wonder that more and more hospitals are turning to Roddiscraft for their doors.

Write for book —“An Open and Shut Case for the Finest Flush Doors” —giving complete details and specifications of the Roddiscraft Door line.

# Roddiscraft

RODDIS PLYWOOD CORPORATION  
MARSHFIELD, WISCONSIN

#### Warehouses in

Cambridge, Mass.  
Charlotte, N. C.  
Chicago, Ill.  
Cincinnati, Ohio  
Dallas, Texas  
Detroit, Mich.

Houston, Texas  
Kansas City, Kansas  
L. I. City, N. Y.  
Los Angeles, Calif.  
Louisville, Ky.  
Marshfield, Wis.  
Milwaukee, Wis.

New York, N. Y.  
Port Newark, N. J.  
Philadelphia, Pa.  
St. Louis, Mo.  
San Antonio, Texas  
San Francisco, Calif.


**for the  
tough jobs**




**SUPER MARKETS**



**FACTORIES**



**HOTEL LOBBIES**



**DEPARTMENT STORES**

## **your best floor is WRIGHTFLOR**

Developed specifically for the heavy traffic areas, WRIGHTFLOR has characteristics which make it far superior to any softer rubber floor covering.

**It's easy to clean!** Extra-hard, non-porous WRIGHTFLOR needs only to be mopped with clear, lukewarm water to remove all trace of dirt. Regular buffing, plus occasional waxing, keeps it sparkling.

**It's beautiful!** Gloss and colors of WRIGHTFLOR are rich and *permanent*—they go all the way through the tile. Marbleization is uniform, rhythmical, interesting in pattern.

**It's resistant to damage!** High-modulus, non-porous WRIGHTFLOR is compounded entirely of non-fibrous ingredients, molded under unusually high pressure. As a result it is resistant to chemical attack and indentation. Abrasive particles cannot penetrate its surface and there is no factory-waxed surface to wear off.

**And it lasts!** Floors of WRIGHT RUBBER TILE, heavily traveled for over 28 years, still look like new. And, remember, because of Wright Manufacturing Company's practice of continuing research and improvement, today's WRIGHTFLOR resists wear even better than the earlier long-wearing WRIGHT RUBBER TILE. No other proved floor covering can compare with WRIGHTFLOR in heavy traffic service!

Send today for free samples of WRIGHTFLOR, together with details on characteristics, standard architects specifications and the name of your nearest dealer.

**WRIGHT MANUFACTURING COMPANY**  
5204 POST OAK ROAD • HOUSTON 6, TEXAS



**WRIGHT RUBBER TILE**

2467

**FLOORS OF DISTINCTION**

- ◆ WRIGHTEX—Soft Rubber Tile
- ◆ WRIGHTFLOR—Hard Surface Rubber Tile
- ◆ WRIGHT-ON-TOP Compression Cove Base

## **THE RECORD REPORTS**

**CANADA**

(Continued from page 188)

### **Government Criticized on Certain Housing Policies**

Members of the Dominion Mortgage and Investment Association — life insurance companies, loan and trust companies — take a hefty swing at certain government policies in their 1949 annual report.

While doing more than \$330 million in mortgage loan business last year — 10 per cent over 1948 — the Association is looking into the future, and it's not too happy with what it sees.

While approving recent rent increases, the Association delivers a short jab at government-sponsored easier credit terms. It believes these can mean only one thing — another upward hike in the cost of housing. And if costs go higher, the demand for housing may fall.

The Association points out that the cost of mortgage loans is about the only item that has gone down.

"Today," the report states, "a person wishing to build a house can secure a \$1000 loan requiring a monthly installment of only \$5.05, whereas the monthly installment in 1939 would have been \$6.58. The reduction is due to a combination of a lower rate of interest and longer amortization.

"The Association in recent years has warned of the danger of too easy mortgage credit and of encouraging people acquiring homes to assume too large a burden of debt. Loans now being made under the National Housing Act are very high by any standard. There would perhaps be little ground for criticism if government action in the housing field had been confined to assisting those people in the lowest income groups. But the lowest income groups have received little assistance."




A quick blow is tossed at the amended N.H.A., which places Central Mortgage & Housing Corp. in direct competition with builders in constructing houses for sale, and with investors in building rental housing. In the view of the Association, the government — rather than Parliament — has taken a dangerous amount of power into its hands. The report ends with a final punch: "The time has come to call a halt to the encroachments of governments into the field of housing."

**SAVE** *better than a \$1000 a month*

**SAVE LABOR — SAVE FUEL — SAVE COSTLY MAINTENANCE**

Actual case histories of two Steam-Pak installations at the Monon Railroad, Indianapolis and Lafayette.

# HOW MUCH CAN YOU SAVE BY INSTALLING A **STEAM-PAK** GENERATOR



Buildings at Monon Railroad Roundhouse requiring steam from the York-Shibley boiler illustrated at right.

Monon Railroad has made labor savings of more than \$1,000 per month on the York-Shibley self-contained Steam-Pak boiler units at Indianapolis and Lafayette, Indiana. Pictures above show installation at Indianapolis.

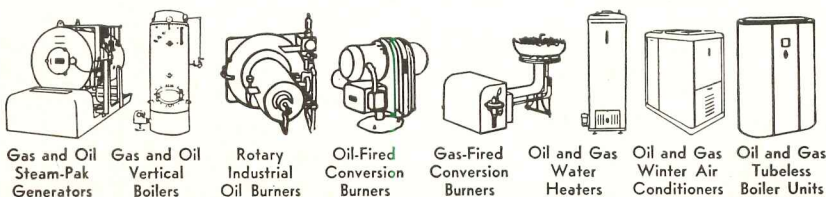
Steam-Pak Generators are built in capacities from 15 h.p. up, for low or high pressure steam or hot water, for light or heavy oil, combination gas and oil, or straight gas.

Can you save money with a Steam-Pak? There is one way to find out . . . ask a Qualified Heating Engineer. Your York-Shibley Distributors are thoroughly qualified to analyze your problem and determine savings. See your nearest York-Shibley Distributor or write, wire or 'phone.

## YORK-SHIBLEY

INDUSTRIAL DIVISION

719 Jessop Place, York, Pennsylvania — 'Phone 7861



Gas and Oil Steam-Pak Generators   Gas and Oil Vertical Boilers   Rotary Industrial Oil Burners   Oil-Fired Conversion Burners   Gas-Fired Conversion Burners   Oil and Gas Water Heaters   Oil and Gas Winter Air Conditioners   Oil and Gas Tubeless Boiler Units

YORK-SHIBLEY INDUSTRIAL DIVISION

YORK-SHIBLEY RESIDENTIAL DIVISION



*Write for Case Histories on How Others Save Money*

**PRODUCTS**

(Continued from page 143)

cabinet is green enamel finished, and measures 35 in. high, 21 in. wide, and 60 in. long. The gross boiler output is 120,000 Btu per hour. An electrical delay switch is claimed to completely eliminate smoke on start, and an electrical solenoid valve is said to eliminate smoky shut downs. Bethlehem Foundry & Machine Co., Bethlehem, Pa.

**Gutter Guard**


*Rain-L-Flo Gutter Tube* is designed to prevent leaves and trash from blocking gutters and downspouts, insuring free drainage and eliminating need for gutter cleaning. The tube is 3-in.-diam fine-mesh bronze screen, with internal brass wire spring. It comes in 5-ft lengths, packed 60 ft to the carton. Installation is said to require only laying the tubing end to end in any type gutter, then telescoping the ends together with about 2 in. overlap at each connection. Outer ends are sealed by flattening and

folding under. The tube is flexible, and is said to bend around any corner. No tools are said to be needed except a pair of shears for installing. Wynncor Products Corp., 344 Luckie St., N.W., Atlanta, Ga.



**Flexible Doors**

*Ra-Tox Flexible Doors*, made of woven wood splints, are designed primarily for home or apartment use as doors for walk-in closets, room partitions, and similar applications. The doors are adaptable also for use in schools, churches, institutions, industrial and commercial buildings. They are made of basswood splints,  $\frac{7}{8}$  in. wide by  $\frac{1}{10}$  in. thick, running vertically in the door. The splints

**Follansbee Seamless Terne Metal Roofing**



for  
eye-catching  
roof design




Roof design is not limited to one pattern when you specify Follansbee Terne Metal Roofing. In fact, you can select a design detail to conform to the architectural style of the building.

That's just one of the many advantages of Follansbee Terne Metal Roofing; others you'll want to consider include—

- color harmony with building trim
- long-term economy of terne metal roofing
- lifetime fire-resistant construction

Follansbee Terne Metal Roofing has earned its reputation for permanence as a result of the records on Follansbee roofs still in service after more than half a century. This experience assures you of client satisfaction when you specify this quality metal roofing.

If you'd like to know more about these veteran roofs just write Terne Metal Div., Follansbee Steel Corporation and we'll send you details.



Flexible wooden splint doors save space, allow free air circulation. They may also be installed as folding room-partitions



are woven together with a tough seine twine such as is used in fish nets. Finishes include a range of 11 standard lacquer enamel colors, including a natural finish which shows the natural graining and tone of the wood. The doors have been made in sizes up to 14 by 20 ft. Panels are suspended from ordinary traverse channels. The woven structure allows free circulation of air. Hough Shade Corp., Ra-Tox Div., 1045 Jackson St., Janesville, Wis.

(Continued on page 194)

**FOLLANSBEE STEEL CORPORATION**

GENERAL OFFICES, PITTSBURGH 30, PA.

COLD ROLLED STRIP • ELECTRICAL SHEETS • POLISHED BLUE SHEETS • SEAMLESS TERNE ROLL ROOFING


Sales Offices—New York, Philadelphia, Rochester, Cleveland, Detroit, Milwaukee. Sales Agents—Chicago, Indianapolis, St. Louis, Kansas City, Nashville, Houston, Los Angeles, San Francisco, Seattle; Toronto and Montreal, Canada.  
Plants—Follansbee, W. Va.

FOLLANSBEE METAL WAREHOUSES

Pittsburgh, Pa. • Rochester, N.Y. • Fairfield, Conn.








**THE BUILDER** finds it easier to install than wire and conduit

Pre-fabricated busway sections are easily connected in any arrangement and in runs of any length. LVD (low voltage drop) for main feeders and risers (600-4000 amp, 600 v), FVK for secondary feeders (225-1000 amp, 600 v), LTG for light-duty services (50 amp, 300 v).

Everybody  
saves money  
when you pick  
**Flex-A-Power\***  
for electric  
power distribution

**THE OWNER** gets flexibility without extra investment

With FLEX-A-POWER there's no costly investment to anticipate future needs. Sections can be added, subtracted, re-arranged or even dismantled and re-located—easily, quickly.




**THE TENANT** can tap in wherever the load is located

No need to locate loads near fixed outlets or to use long extension wires. FLEX-A-POWER provides outlets along its entire length—15 for every 10-ft section of FVK... and LTG can be tapped by plug or trolley at *any* point.

**THE ARCHITECT** gets valuable ideas from this free booklet

Write for it. It gives the reasons why Trumbull FLEX-A-POWER was selected for such modern buildings as Hotel Roosevelt, New Orleans; Rike-Kumler's department store, Dayton; Hartford Fire Insurance Co.; University of Washington Medical School. Write for Bulletin TEM-1. THE TRUMBULL ELECTRIC MANUFACTURING COMPANY, Plainville, Conn.



\*Reg. Trade Mark

TRUMBULL  ELECTRIC



TRUMBULL'S TRAINLOAD OF NEW PRODUCTS

**PRODUCTS**

(Continued from page 192)

**Reciprocating Compressors**

Two new models of large Carrier reciprocating compressors have been developed to meet commercial air conditioning and refrigeration application needs from 100 to 150 horsepower in single units and designed to operate with a variety of refrigerants — Freon 12,

Freon 22, or ammonia. They can be used either direct or belt driven, powered by motor, gas or Diesel engine, or steam turbine with gear. The units can be adapted for operation as dual units from a single motor with a double shaft.

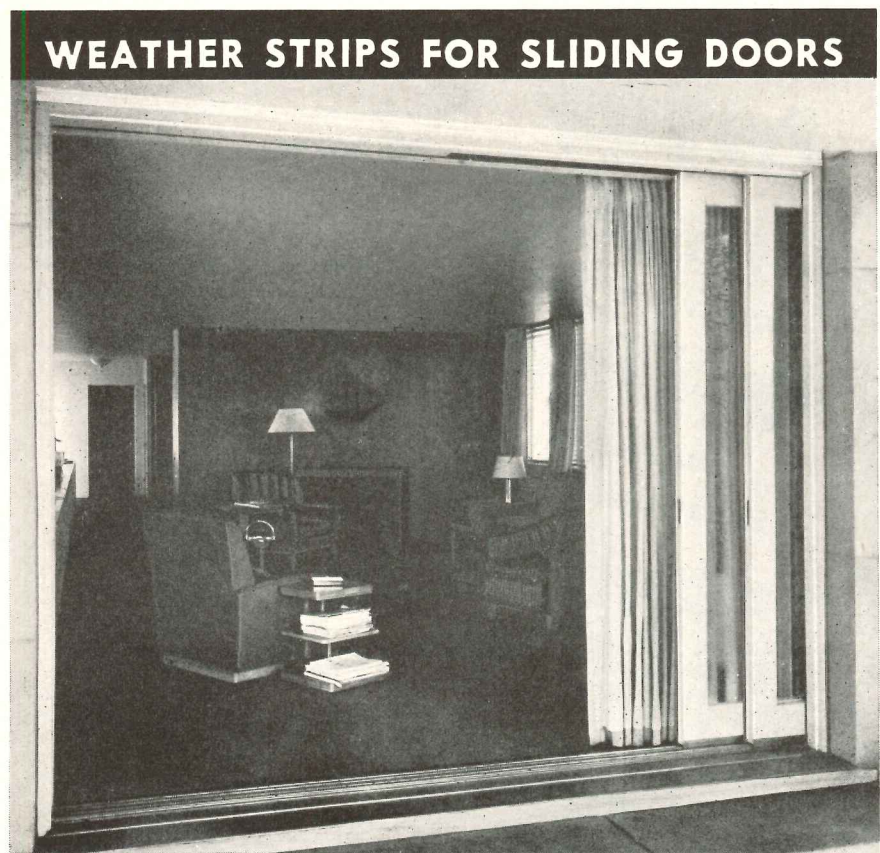
The Model 5J40, a 4-cyl machine, uses Freon 12, and has a nominal cooling capacity of 100 tons for air conditioning and 65 tons for refrigeration, or using ammonia, for refrigeration duty, 60 tons.

The Model 5J60 has 6 cyl, and capacities of 150, 100, and 90 tons respectively under the above conditions. Both

machines are designed for compactness, with weight and vibration greatly minimized, and can be mounted on upper floors without massive foundations. Carrier Corp., Syracuse, N. Y.

**Portable Industrial Heater**

The National Heater Co. announces a direct-fired industrial heating unit that is completely portable. The heater is mounted on rollers, and has a self-contained fuel tank. It is shipped assembled as a package unit, and requires only



**PROPERTY OWNERS WANT  
SLIDING DOORS**

"Accurate" patented Metal Weather Stripping for sliding doors definitely answers every requirement. All over America, "Accurate" Sliding Door Weather Stripping is the recognized material to do this job *right*.




Write us for working drawings to fit your immediate needs. Or, if you prefer,

**ASK FOR ILLUSTRATED FOLDER**

**ACCURATE METAL WEATHER STRIP CO., Inc.**

215 EAST 26th STREET, NEW YORK 10, N. Y.




Portable heater for use as needed

plugging in for immediate use. No stack or chimney is said to be required, because the heater is equipped with an induced draft blower and has a range of 200,000 to 1,800,000 Btu. The heater is expected to prove very handy for uses such as temporary or emergency heating requirements. The National Heater Co., St. Paul, Minn.

**Electric Eraser**

The *Handee* electrically driven hand eraser is available with an optional foot speed control, claimed to permit freedom of both hands in handling the eraser, and an absolute control of speed in on and off position with the foot. The device weighs 12 oz, and has a special chuck which accepts any of the standard erasers. All moving parts, except the rubber eraser, are covered by a protective sleeve. The manufacturer claims that the unit will make smooth, clean erasures without smudge on tracings and drawings. Chicago Wheel & Mfg. Co., 1101 W. Monroe St., Chicago 7, Ill.

(Continued on page 196)



You don't have  
to shop around . . .  
Allegheny Stainless  
is produced  
in every form  
you may need

**Y**OU see, we operate a sort of stainless steel supermarket. You name it, we make it . . . wire, fine wire, bars, shapes and tubing—sheets, strip and plates, both clad and solid—castings and forgings of any description . . . *everything* you may need!

It's a good thing to know, that *one* reliable brand—Allegheny Metal—can satisfy *all* your wants in stainless steel.

It's time-saving and advantageous in many ways to have a single, dependable source of supply, with one undivided responsibility and one well-known standard of quality and uniformity.

What's more, with every pound of Allegheny Metal comes the extra value of experience—the rich background of the *pioneer* stainless steel—and that can save you money, too!

*Complete technical and fabricating data—engineering help, too—yours for the asking.*

W&D 2312

**ALLEGHENY LUDLUM STEEL CORPORATION**

*The Nation's Leading Producer of Stainless Steel in All Forms*



Pittsburgh, Pa. . . . Offices in Principal Cities

Allegheny Metal is stocked by all Jos. T. Ryerson & Son, Inc., Warehouses

**PRODUCTS**

*(Continued from page 194)*

**Cabinet Unit For Heating and Cooling**

The *Modine Cabinet Unit* for heating and cooling is designed for space heating and cooling of commercial and public buildings, such as stores, offices, school-rooms, etc. The unit is equipped with blower fans which draw room air into

the unit through an inlet grill, pass it through a heating or cooling coil, and deliver it to the area served. The equipment may be used with or without ducts. It can be mounted on the floor, wall or ceiling, recessed in the wall, or concealed behind a wall or false ceiling. The unit may be used for heating with steam or forced hot water; for cooling with chilled water; or for both heating and cooling with water. Resilient rubber mountings and isolation of motor and fans are said to prevent transmission of noises and to assure vibrationless operation. For fresh

air introduction in ventilation applications, a non-freeze coil (for heating) and a plenum base with built-in, manually operated mixing damper can be supplied. Cabinet enclosures are finished in beige-grey baked enamel. Modine Manufacturing Co., Racine, Wis.

**Automatic Door Opener**

The *Pittcomatic Hinge* unit is a new double-acting power hinge, operated by a compact electric-hydraulic mechanism. A 10-volt micro-switch in the door handle actuates the hydraulic action when the handle is touched. The door operates in either direction depending on whether the handle is pulled or pushed.



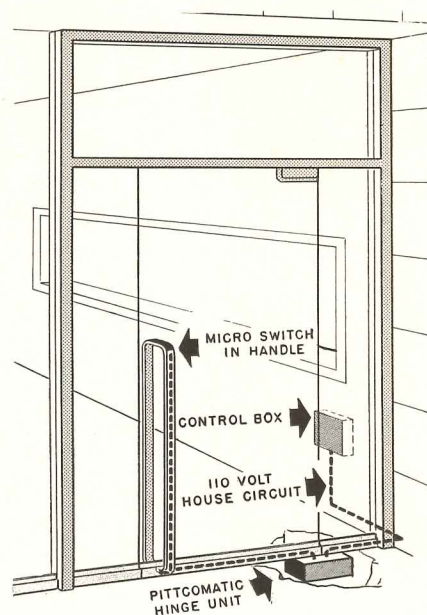
**HERE'S AID TO ARCHITECTS and THEIR ENGINEERS in planning SOUND SYSTEMS!**

ARCHITECTS and their engineers are invited to make full use of the experience of RCA Sound System engineers and the great RCA research and engineering laboratories, in planning and engineering sound systems.

You can get practical help on sound systems for every type of building: Schools . . . Hospitals . . . Hotels . . .

Factories and Offices . . . Churches . . . Department Stores . . . Airports and Terminals . . . Warehouses and Garages . . . Auditoriums . . . Recreational Centers . . . Institutions . . . Stadiums.

Call on RCA Sound System engineers while your plans are still in formative stage. *No obligation, of course.*



*Touch on handle activates new door*

The power unit consists of a 1/3-hp, 110-v, 60-cycle motor bolted to a housing containing an internal gear pump, solenoid-operated hydraulic valve, filter and an adjustable pressure relief valve.

A control box, containing an electronic timing relay, permits a choice of operations and speeds, and also provides for remote control of the door where desired.

Two types of installation are available for the hinge. Type A is a self-contained hinge and power unit. It is installed in the floor under the door, and connected by regular 110-v current to the control box. Type B is a remote installation. The hinge under the door is connected to a separate power unit by hydraulic lines. Pittsburgh Plate Glass Co., 632 Duquesne Way, Pittsburgh 22, Pa.

*(Continued on page 198)*

**SOUND PRODUCTS**  
**RADIO CORPORATION of AMERICA**  
ENGINEERING PRODUCTS DEPARTMENT, CAMDEN, N.J.

3-G

Please have one of your sound system engineers call on us.


NAME \_\_\_\_\_

FIRM \_\_\_\_\_

STREET \_\_\_\_\_


CITY \_\_\_\_\_ STATE \_\_\_\_\_

# Here's the Story ON AEROFIN...



This man is completing one of the many tests used to control the quality of Aero-fin finned heat-transfer surface. He is looking for air bubbles in a specially illuminated tank. If there are no bubbles, it means the immersed Aero-fin unit has withstood the terrific strains of steam and hydrostatic pressure tests and is ready to give you long, efficient service.

Such rigid specifications and inspection, backed up with over 25 years of experience in manufacturing finned heat-transfer surface, assures you of Aero-fin dependability, durability and maximum efficiency.



Aero-fin is devoted exclusively to the production of finned heat-transfer surface. This specialization enables Aero-fin engineers to select just the right surface and materials for the job, enables expert workmen to assemble these materials into a highly efficient unit.




The end result of Aero-fin research, engineering and specialized production is the Aero-fin Finned Heat-Transfer Unit. Day after day, thousands of units like this one demonstrate their superiority under the most severe conditions. Complete research and accurate ratings allow you to install Aero-fin at full rating with confidence. You can depend on Aero-fin to give you long, efficient service.

*Throughout the  
Air Conditioning Industry—*  
Aero-fin units do the job Better, Faster, Cheaper

## AEROFIN CORPORATION

410 South Geddes St., Syracuse 1, N. Y.

NEW YORK      CHICAGO      CLEVELAND      DETROIT  
PHILADELPHIA      DALLAS      MONTREAL



**PRODUCTS**

(Continued from page 196)

**Welded Steel  
Continuous Framing**

The new publishing plant for the Baltimore Sun being erected in Baltimore is said to be one of the largest welded structures erected in recent years. The six-story-high building, designed by consulting engineer Van Rensselaer P. Saxe

of Baltimore, will have a floor area of 325,000 sq ft, and will contain 2200 tons of steel.

Welding is reportedly being used because of the steel tonnage saved, and because the continuous welded structure uses shallower beams. These welded beams require less fireproofing, reduce dead weight, permit smaller story heights. Noise is eliminated during erection.


All welding is being done with 16 400-amp Lincoln welders and 3/16-in.-diam Fleetweld No. 5 electrodes. The large size electrode used on all joints

is claimed to make possible an average speed of metal deposit per operator of 17 to 20 lb per day. The Lincoln Electric Co., Cleveland 1, Ohio.


**Lighting Fixtures**

The Day-Brite Plexoline lighting fixtures are said to allow the use of curves and angles of any degree in the layout of slimline and fluorescent illumination. The system is made up of three basic units: linear sections, circular accent units, and adaptor units. No special or custom made parts are said to be needed.

**FOR STRENGTH...  
ADAPTABILITY...  
ECONOMY...**



Campbell 66 Motor Terminal  
Swan Const. Co.  
R. X. Grueninger, Arch.



Bettendorf Super Market  
Dickie Const. Co., Wischmeyer  
and Lorenz, Arch.

**USE LACLEDE STEEL JOISTS**

- **FASTER CONSTRUCTION** — Light . . easily handled . . prefabricated to speed the job.
- **ADAPTABLE** — They combine efficient structural function with architectural versatility.
- **ECONOMICAL** — They assure more room at less cost. Their high strength plus light weight provide substantial savings in foundation and framework, and utility conduits, pipes and lines are easily threaded through the open webs.

**Specify These Laclede Products For Your Construction Needs**

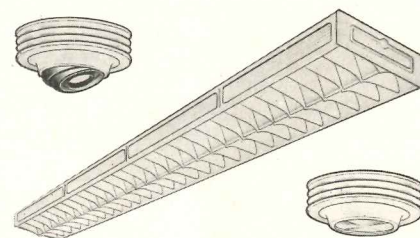
Multi-Rib Reinforcing Bars . . Steel Pipe . . Steel Joists & Nailer Joists . . Welded Wire Fabric . . Form & Tie Wire . . Round & Square Spirals . . Conduit . . Corrugated Steel Centering . . Electrical Weld & Gas Weld Tubing.



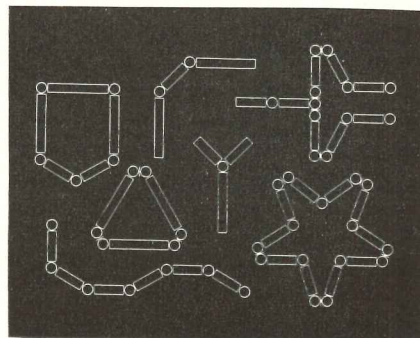
Producers of  
Construction Steel

**LACLEDE STEEL COMPANY**

St. Louis, Mo.



Round and linear fixtures (above) combine to form various lighting patterns (below)



The circular accents provide pivots for the formation of angles with the linear sections. The linear sections are louvered, and are available in 4-, 6-, or 8-ft lengths, and for two or four lights. Circular units have luminous sides, either fixed or adjustable lenses, and come in 15- or 21-in. diam. All units are finished in white enamel. Day-Brite Lighting, Inc., 5465 Bulwer Ave., St. Louis 7, Mo.

**Combination Siding**

Bird Master-Wall Siding is said to combine the application of insulation, sheathing and exterior finish in one application. The product was designed for use on small houses, camps, garages, warehouses and all types of utility buildings. The material is a lamination of 2 half-inch-thick insulating boards, offset to provide double tongue and grooved vertical and horizontal joints.

(Continued on page 200)




**SMART**

**FUNCTIONAL**

**EFFICIENT**

*Alameda Road Shop, Singer Sewing Machine Company, Kansas City, Missouri*



**FOUR SQUARE FEET OF DE LUXE LIGHTING**

Here's modern, distinctive lighting that only the word "fine" describes.

**FINE IN ARCHITECTURAL POSSIBILITIES . . .** the Day-Brite "Four-by-Four" unit . . . a whole host of wonderful new lighting patterns for store, office, lobby ceilings at the command of your imagination . . .

**FINE IN ENGINEERING . . .** integrated lighting design advanced to a new high peak of efficiency . . .

**FINE IN QUALITY . . .** performance and durability second to none . . . sensationally simple maintenance . . . all the *value* that famous Day-Brite quality guarantees.



**PREMIUM QUALITY  
WITHOUT  
PREMIUM COST**

The entire fascinating "Four-by-Four" story is yours for the asking. Write today for Bulletin 20-C.

037

Day-Brite Lighting, Inc., 5465 Bulwer Ave., St. Louis 7, Mo.  
In Canada: Amalgamated Electric Corp., Ltd., Toronto 6, Ontario

037

**PRODUCTS**


(Continued from page 198)

It is applied to studs set in usual manner. The wood fibre insulation board is protected by specially treated penetrating asphalt. The siding is claimed to be extremely rigid, termite resistant, and mildew proof. It is available in brick, stone and shingle designs, and a wide array of colors and blends. No painting is said to be necessary. It is

also claimed to be unnecessary to have joints fall on studs. Panel sizes are 43 3/4 by 21 3/8 in. Bird & Son, Inc., East Walpole, Mass.

**Trackless Unit For Sliding Doors**

The *Flo-Dor Trackless Unit* for recessed sliding doors is said to provide free-floating action without tracks or alignment problems. The complete installation, including mechanism, is said to fit within standard 2 by 4 studs, with ample clearance for a standard thickness



Metal arms support trackless sliding door

door. Operation is claimed to be easy and silent. The trackless units are available to fit all standard door sizes, and permit doors to travel full width of the opening. Flo-Dor, Inc., 8831 Exposition Blvd., Culver City, Calif.


**Solar Charts**

The *Solar Shadowgraph* comprises a series of charts designed to give information needed for various architectural design problems involving solar exposures, supplementary solar heating, sheltering overhangs, air conditioning and related solar problems. Charts are available for any location in the temperate zones. Each gives length and direction of sun shadow at any time of day or year. They are direct-reading and require no computation for application. Other charts in the series give solar elevation, solar azimuth, and sun ray angles. They are available on 8 1/2 by 11 in. cards. Kayess Enterprises, Box 366, Station A, Palo Alto, Calif.

**Concrete Form Calculator**

The *Keely Plyform Calculator* is said to provide quick, easy specification-use data on proper plywood thickness, spacing and size of studs, wales and ties based on hourly rate of pour, for the design and construction of plywood concrete forms. Operated as a slide rule, it is said to calculate for both vibrated or unvibrated concrete at 50 or 70 F. The device measures 3 by 8 in., and is printed in three colors on plastic. Also included is a small folder on design assumptions. Douglas Fir Plywood Assn., Tacoma 2, Wash.

(Continued on page 202)



**KEWAUNEE goes to work on "RESEARCH IN RUBBER"**

**New B. F. Goodrich Laboratory is Kewaunee Equipped**

Kewaunee Laboratory Furniture is designed and engineered to fit practically any industrial research program or laboratory requirement. That's one reason why B. F. Goodrich chose Kewaunee for its new Research Center at Brecksville, Ohio.

The new Kewaunee metal units are heavier and sturdier than ever, with new, huskier door and drawer

suspension. Metal surfaces are Bonderized. Working surfaces are Kewaunee's KemROCK — resistant to acids, alkalies, solvents, and ordinary physical shock.

Through and through, Kewaunee is custom quality — at ready-made prices. Write for full details. No obligation.



C. G. Campbell, President

5046 S. Center St., Adrian, Michigan

Representatives in Principal Cities



## For *complaint-free* low velocity air distribution



BOND CLOTHES, CLEVELAND, OHIO.  
Multi-Vent panels, barely discernible, installed flush  
in plaster ceilings throughout the building.

*Use  
the  
Best...*



## *Use* **MULTI-VENT** *Ceiling Panels* T.M. Reg. U.S. Pat. Off.

Though the cost of supply and return air outlets is a very small percentage of the overall cost of a good air conditioning system, economizing in the selection of air distribution media is often the cause of complaints from clients on drafts, uneven temperatures, insufficient air, noise and dirty ceilings.


Multi-Vent is better able than any other diffuser to provide widespread uniform air distribution, without these common objectionable conditions because the basic draft, noise and dirt hazards, inherent in all other diffusers, are non-existent in the unique Multi-Vent principle of *distributing air entirely by displacement rather than by high velocity injection.*

In distribution by displacement there are *no* strong air streams to aim and *no* change in air flow pattern when air supply is varied. Regardless of room size, ceiling heights and relative positions of partitions, beams, etc., *all problems of outlet location and air direction adjustments for throw and drop to avoid drafts are eliminated.*

Multi-Vent, moreover, can handle greater amounts of air in proportion to room size than any other diffuser and still maintain a rate of air motion low enough to meet not only the most exacting comfort zone requirements but also to solve the high load and high ventilating problems in critical laboratory and industrial processing areas.

Multi-Vent has many other advantages such as savings in basic heating, cooling and air handling equipment in addition to the important installation, maintenance and decorating economies.

Write for detailed literature and the name of our sales engineer in your vicinity.



MULTI-VENT DIVISION • THE PYLE-NATIONAL COMPANY 1375 N. KOSTNER AVE., CHICAGO 51, ILL.


**YOUR ENTIRE AIR CONDITIONING SYSTEM WILL BE JUDGED BY THE PERFORMANCE OF THE OUTLETS**

**PRODUCTS**  
(Continued from page 200)

**New Hangers For Radiant Baseboard Heaters**

The new *Vulcan Rod Hanger* is said to speed up installations of Vulcan radiant baseboards by suspending the radiation coils directly from the backing, which is an integral part of the installation. This reportedly eliminates the spotting and


drilling of holes and insertions of screws often required. The backing is provided with knockouts through which the rod hangers are inserted. The rod is then pushed down between fins, and a speed nut is fitted against the bottom of the fins. It is said to provide for easy adjustment of pitch of the radiation unit, and give ample allowance for expansion. The hanger is made in 1- and 1¼-in. sizes and can be used for non-recessed or semi-recessed installations. The Vulcan Radiator Co., 26 Francis Ave., Hartford 6, Conn.



Rod hanger is adjustable, easily installed

Another new hanger is featured in the cabinet design of the *Trane Wall-Fin* radiant baseboards. The hanger consists of a cradle supported by a bracket, which is bolted to the cabinet backing. The cradle rides with the expansion and contraction of the heating element. This feature is claimed to prevent damage from buckling, loosened supports and other stresses. The cabinet itself is available in standard unit lengths that lock together with push-in rivets. Lengths run from 2 to 6 ft in 6-in. increments, grilles from 2 to 10 ft in 6-in. increments. Steel pipe and non-ferrous heating elements are available in standard lengths from 2 to 12 ft. The Trane Co., La Crosse, Wis.

Cradle hanger rides with heater expansion



(Continued on page 204)

*"Amtico is an old friend of ours, as architects; a real friend of our clients, as users . . ."*

SAY


**JOHN & DREW EBERSON**

*Internationally known architectural team*

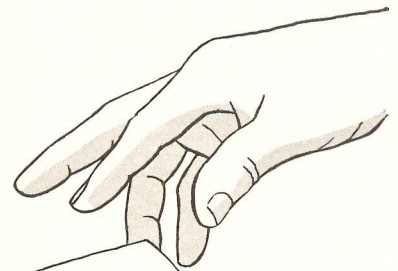
The life-expectancy of an AMTICO Rubber Flooring installation is at least that of the building where it is used. AMTICO floors 30 years old show no perceptible wear. Cleaning and maintenance costs are minimized. These factors, plus design flexibility, comfort, quiet and fire-resistance, account for AMTICO's frequent use by architects of theatres, churches, institutions and commercial buildings.

**SAMPLES ON REQUEST**

A free box of 4" x 4" samples of Amtico in standard 1/8" gauge and all 23 colors sent, with illustrated literature, on request. (Write Dept. AR-4)



**AMERICAN TILE & RUBBER COMPANY, TRENTON 2, N. J.**  
In Canada—American Tile & Rubber Co., Ltd., Sherbrooke, Quebec




EXTRA  
FUEL  
BILLS

EXTRA  
CLEANING  
BILLS

FREQUENT  
MAINTENANCE  
BILLS

REPAIR  
BILLS



They'll say **"GOOD-BYE"** to bills like these  
when you specify **SILENTITE Windows!**

Year after year, home-owners will thank you for selecting Silentite Windows—because of the bills they *don't* have to pay!

Gone forever are the extra fuel bills caused by heat-leaking, draft-inviting windows. That's because Silentite Windows are *insulated*—made with patented "floating" weatherstrips and many other weathertight features. Silentite is a Wood Window—which means extra insulating value.

There are fewer cleaning bills, too, in a house with Silentite Windows. Dust stays out—draperies, walls and furniture need less cleaning.

Silentite Windows are designed and built to give a lifetime of smooth operating service. They take and hold paint lastingly. They cannot rust or corrode. They do not encourage condensation.

We believe Silentite is today's most *modern* window—and invite you to get all the facts. It is also made in case-ment styles.

Curtis makes a complete line of architectural woodwork for the modern home. Make your next home "all Curtis."



Curtis Companies Service Bureau  
AR-7S Curtis Building  
Clinton, Iowa  
Gentlemen: Please send me book on Silentite Windows, including casements. I am ( ) architect, ( ) contractor, ( ) prospective home builder, ( ) student. (Please check above.)  
Name.....  
Address.....  
City..... State.....

**PRODUCTS**  
(Continued from page 202)

**Dampproofing Materials**

Two new products are announced for dampproofing masonry walls. *Carey Plasterbond* is produced for coating interior surfaces of exterior masonry walls above grade. It is said to be a non-fibrous liquid asphalt compound, free of coal tar, which dries with a tacky, elastic

film that permits plastering after 24 hours. The manufacturers claim that it may be used with or without furring, will not bleed through plaster.

The second product, *Carey Foundation Coating*, is said to resist seepage of underground moisture through exterior masonry or concrete walls below grade. Made of a blend of asphalt, solvents and resins, it is said to dry to a durable film capable of withstanding normal exposures and temperature changes. Both products come ready to use; require no mixing, heating or special tools, and can

be applied by brush or spray. The Philip Carey Manufacturing Co., Cincinnati 15, Ohio.

**Miniature Sound Level Meter**

The new *Type 410-A Sound Level Meter* is flashlight size, and reportedly measures quickly and accurately indoor and outdoor sounds. Simple controls are



Small sound level meter is easy to operate

**METALAB**



LABORATORY FURNITURE and EQUIPMENT

Used in Many of the Nation's Finest Laboratories  
Because of these Superior Features:

- Interchangeable Sectional Units — adaptable to Modular Planning.
- Functional Design — Standardized units for every need.
- Rugged Construction of protective lead-coated steel and stone.
- Built for permanence — fireproof, waterproof, corrosion resistant.
- Most Economical in cost — the result of METALAB specialization.

**YOUR New LABORATORY...**

*from a rough to Reality!*



Send for this new Complete Catalog on Laboratory Furniture and Equipment.

Planning a new Lab? Adding to your present equipment? Metalab will give you expert advice on:—

- How to plan your lab for operating efficiency
- How interchangeable Sectional Units are used
- How to get the most for your laboratory budget

Our superior manufacturing facilities result in top quality and economy—features which have made Metalab the choice of many of the nation's leading laboratories. Consult us for suggested layouts, specifications, and estimates—without obligation... Rush that problem to us today!

SECTIONAL LABORATORY FURNITURE and EQUIPMENT by

**METALAB**  
*Equipment Corp.*

1530 Dean St., Brooklyn 13, N. Y.

said to allow operation by non-technical personnel. The meter weighs slightly over 2 lb. Readily available batteries are said to have a normal operating life of 50 hours. Optional accessories include carrying case, extension cable with input adaptor and mounting tripod. Vibration pickups and integrators are available for measurement of displacements, velocities, and accelerations in the audio frequency range. Hermon Hosmer Scott, Inc., 385 Putnam Ave., Cambridge 39, Mass.

**Waterproofing Solution**

*Stopall*, type C and CP, a clear waterproofing solution which contains General Electric silicones, is used for keeping water out of concrete and cinder blocks, porous stucco, and sandlime brick. Its use is said to permit oil painting on concrete with lasting results. From 100 to 150 sq ft of wall can be covered with 1 gal of the solution. Blocks treated with the solution have reportedly withstood 5 days of severe water sprays and heat cycles which the manufacturer claims is the equivalent of from 12 to 15 years of normal weathering. Twelve days after these tests, the blocks were said to be still dry. Stopall Waterproofing Manufacturers, Inc., 306 Commerce Bldg., Kalamazoo, Mich.

(Continued on page 206)

# Modine Presents A Great New Cabinet Unit for HEATING and COOLING

**YEAR 'ROUND COMFORT** — a single unit for forced hot water heating... chilled water cooling. Steam models for heating only.



**HIGH CAPACITY HOT WATER HEATING**—new specially designed water coil permits 2 lbs. steam performance on 180° water.



**GOOD LOOKING** — smartly styled and finished in beige-gray enamel. Louvered base in darker color. Parker-Bonderized for lasting beauty.

**FRESH AIR VENTILATION**—available with non-freeze steam coil and built-in mixing damper for ventilating applications.



**QUIET OPERATION** — hushed performance... skillful silencing of mechanical and air-rush noises.




**EASY ACCESSIBILITY**—entire front panel removable for complete accessibility to motor, blowers, coil and piping.




Type C unit with optional plenum base for floor mounting illustrated.


*Design and Mechanical Patents Pending*




Type C is basic unit for wall mounting. Accessory equipment adapts it to other installations.



Attractive louvered plenum base (optional) attached on job, makes Type C a floor-mounted cabinet.



Optional inlet grille converts Type C to a ceiling cabinet. Duct connectors can also be furnished.



Type CR with face outlet grille and plenum base available at a slightly higher price for recessed installation.

**QUICK**, positive distribution of heated or cooled air is yours with the new Modine Cabinet Unit. Quiet efficiency, attractive appearance and quick response to automatic controls make it ideal for stores, showrooms, schools, lobbies... all modern commercial and public buildings. Available in 5 capacities from 120 to 640 Edr.

**WRITE FOR NEW BULLETIN 550 TODAY!** You'll find your Modine representative listed in the classified section of your phone book. Or write direct. Modine Mfg. Co., 1510 Dekoven Avenue, Racine, Wisconsin.



**Modine**  
**CABINET UNITS**  
FOR HEATING & COOLING

U-1063

**PRODUCTS**  
(Continued from page 204)

**Clear Coating for Concrete Floors**

*W & W Vinyl Clear Coat* is said to be a tough, quick drying coating for concrete floors. Designed principally for use in schools, factories and stores, the surfacing is said to have great resistance to wear. The clear coating can be applied

within four hours after application of the traffic primer, and the floor opened to traffic within two hours. It is said to resist gasoline, oils, greases, animal fats and many chemicals. The Wilbur & Williams Co., Greenleaf and Leon Sts., Boston 15, Mass.


**Metal Furring Channel**

A new type of metal furring channel, called *Screwlock*, is designed for all types of suspended ceiling construction and for fastening all types of materials with screws. The channel is of 26-gage metal,

2¾ in. wide, and perforated with depressed openings formed in such a way as to avoid flat spaces between them. Screws are said to be guided into holes automatically by this device, and not to jar or spring loose due to vibration or shock of added loads or structural adjustments of the building.

A special hanger clip attaches the channel to wood, steel or masonry; a coupling joins channel lengths. The system permits replacement of single acoustical tiles without disturbing the remainder of the ceiling installation. Acoustical tile can be cemented directly to the channel, bonded by the depressed perforations.

Executive Office, Cohen Bros. Dept. Store, Jacksonville, Fla. Designer: Charles Bryer, of Amos Parrish & Co., Inc.



Channel depressions guide screws in place

**The WIZARDS of OURS**

THERE are purists who will probably object to the strain our headline places on academic English. Not so, however, with many of America's leading architects and "blue-chip" companies.

They know the versatility of our wood-wizards. They appreciate the unequalled skill with which this aged-in-the-wood craftsmanship

translates the designer's plans into enduring reality.

However, a splendid reputation oft carries misconceptions with it. Those who have not worked with us may fall into the error of anticipating our estimate. There's a happy surprise in store for you... we're also wizards at flattering your budget.

Write to Dept. A for our Portfolio of "Jobs Well Done." It's worth seeing.



Bergen—sure the success of your modernization program with

Architectural woodwork that makes the designer's plan an enduring reality

1552-56 BERGEN STREET, BROOKLYN, N. Y.

Phone: PResident 2-3121

In applying wall materials, the same basic channel can be used. Attachment can be made to hollow tile, concrete, brick or other material with fasteners especially designed for the purpose. Nailock Steel Div., The Sanymetal Products Co., Inc., 1698 Urbana Rd., Cleveland, Ohio.


**Home Freezers**

The new line of *Kelvinator* home freezers includes 6-, 9-, 12- and 20-cu-ft models. All are counter height, chest type, and open from the top. Compact compressor-condenser assemblies are said to permit smaller cabinets for the given interior capacities. All projecting handles and hinges have been eliminated, and the three smaller models have push-button lid locks. The largest model has two separate storage compartments with separate lids.

Model FL-6, with a capacity of 6 cu ft, is 36¼ in. high, 39 in. wide, and 23½ in. deep. Model FR-92 is 9.3 cu ft, 34½ in. tall, 42⅞ in. wide and 29⅞ in. deep. The next larger freezer has 12.8 cu ft, and measures 34⅝ by 54 by 29⅞ in. The 20-cu-ft model is 34⅞ by 88¼ by

(Continued on page 208)

# ELIMINATE THE GREATEST FIRE HAZARD IN YOUR BUILDING WITH ELSCO SAFETY ROLLER GUIDES



MODEL A —  
for elevators

MODEL C —  
for counterweight and low rise, low speed elevators

It is common knowledge that in the event of fire, elevator shaftways with inflammable oil and grease, act like flues and are the greatest factor in the rapid spread of fire. Dry rails and shaftways are the modern and only proper way of elevator operation. Modernize your elevators, save life, property and money.

## RESULTS HAVE BEEN AMAZING !!! ELSCO ROLLER GUIDES PAY FOR THEMSELVES

- a.** With ElSCO Safety Roller Guides, hatchways no longer need constant cleaning to remove inflammable grease, dirt, fuzz and filth. There is a large savings in labor costs.
- b.** Tests on a variety of elevators under a multitude of conditions indicate a savings in electric current of between 24% and 44%, and since elevators consume the largest amount of electricity in buildings, the amount of k.w.h. savings is tremendous. ElSCO Roller Guides are an anti-friction device.
- c.** ElSCO Roller Guides solve the problem of badly aligned rails and unbalanced conditions, often saving the cost of new, or costly realignment of old rails. ElSCO Guides roll and do not slide. ElSCO Guides contain stabilizing springs.
- d.** Because of dry rails, emergency safety jaws hold better in the event of accident.
- e.** ElSCO Roller Guides give a smooth, gliding ride.

ElSCO Safety Roller Guides have been in successful operation since 1941. They have been approved unanimously by the Board of Standards and Appeals of N.Y.C. up to 1200 f.p.m.

They are adaptable to passenger and freight elevators regardless of capacity or speed, space permitting. They have been installed in leading buildings from coast to coast, and abroad. They are the only safety roller guide with oscillation, traction and knee action. The yoke affixed between the wheels provides a maximum of safety.

## YOU OWE IT TO YOUR BUILDING TO INSTALL THE NEW ELSCO SAFETY ROLLER GUIDES

(Patented and trade mark registered)

For further information inquire of your dealer or

**ELEVATOR SAFETY CORPORATION** / 165 Broadway, New York 6, N. Y.  
SAFETY WITH SAVINGS

**PRODUCTS**  
(Continued from page 206)

29 $\frac{3}{4}$  in. All freezers are fitted with interior storage baskets. Kelvinator Div., Nash-Kelvinator Corp., Detroit 32, Mich.

**Asphalt Tile**

Azrock Asphalt Tile and Azphlex Asphalt Tile are made with a new formula utilizing pulverized, inert Tremolite Talc

together with asbestos as the mineral aggregate. The binders are of natural asphalt and coal tar resins, blended with petroleum-derived plasticizers. This formula is claimed to make a tile that is extremely stable, dense, and highly resistant to acid and alkali. The product is further said to have an excellent surface finish, bright and clear colors, less moisture absorption, and improved durability. A high dimensional stability is said to give better resistance to indentation. Uvalde Rock Asphalt Co., Frost Bank Bldg., San Antonio, Tex.

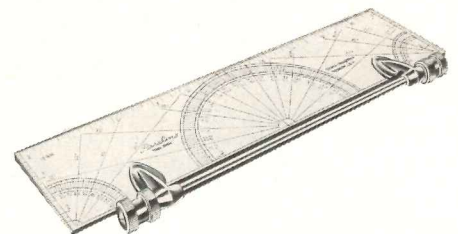
**Concealed Hydraulic Door Closer**

The Norton Concealed Door Closer, a new hydraulic closer, is completely concealed. The unit incorporates the double piston principle with a back check feature, which is said to permit the apparatus to be changed on the job for either left or right hand doors. The closer employs one shaft that runs through the center of a coil to which is attached a ratchet and a gear that moves in two oil-impregnated, self-lubricated bronze bearings.

Power in the new closer is directly supplied through the gearing, which is said to eliminate lost motion and give constant control of the door from a 180 deg opening to the latching position. Norton Door Closer Co., Div. of Yale & Towne Mfg. Co., 2900 N. Western Ave., Chicago 18, Ill.

**New Drafting Instrument**

A new basic drafting device, called *Paraline*, combines the functions of T-square, straightedge, triangle, protractor,  $\frac{1}{2}$ -in. scale and parallel rules. Tests were recently conducted by members of the engineering faculty of the University of California, Berkeley, Calif., to rate the instrument in performance and speed against conventional drafting equipment. Subjects experienced in the conventional devices tested, but completely untrained on *Paraline*, reportedly scored as high or higher on the same test problems with the new instrument. The device was said to be measurably faster than drafting machine equipment for angular line layouts and cross-hatching.



Drafting instrument serves many functions


*Paraline* is constructed of sturdy transparent plastic, with precision-machined metal rollers, and measures 10 $\frac{1}{4}$  by 3 $\frac{3}{16}$  in. It is completely self-contained and requires no attachments or board clamps. Loomis Industries, 516 Park Way, Piedmont, Calif.

**Expandable Furnace**

The Jackson & Church Four-in-One Budget Furnace is said to require the

(Continued on page 210)

In  
Appreciation



To those who have made possible  
our years of growth—architects,  
engineers, builders and hardware dealers—  
we extend deepest gratitude  
on the occasion of the Fiftieth Anniversary  
of our Company.



The  
**Oscar C. Rixson Company**  
4450 CARROLL AVENUE • CHICAGO 24, ILLINOIS  
ESTABLISHED 1900



“Egad, Guinevere . . .  
 this idea is as bright as the sun!”



AYE, the manufacturers who put their consumer sales literature in Home Owners' Catalogs are making use of a bright idea — and a sales-making service.

How does Home Owners' Catalogs make sales for manufacturers of building materials, equipment, appliances and home furnishings? By accomplishing the following for as little as a thin dime or so per "sales call":

1. Locate and screen prospects who are definitely planning to build new, quality homes for their own occupancy. (This is the job of the Dodge Reports news-gathering staff.)
2. Incorporate in a bound volume the consumer literature of blue chip firms with a stake in the rich residential construction market. Then, deliver this "impactful" volume to qualified home-planners daily and directly.
3. Name Home Owners' Catalogs recipients. What a resultful personal or mail follow-up this feature permits!

For the sake of *your* sales, employ Home Owners' Catalogs!



*Home Owners'* CATALOGS

119 West 40th Street, New York 18, N. Y.

F. W. Dodge Corporation's Consumer Catalog Distribution Service

**PRODUCTS**  
(Continued from page 208)

addition of only a component package to make it either an 85,000, a 100,000, a 112,000, or a 120,000 Btu output furnace. It was designed especially for houses built with plans for future expansion. The furnace is a package unit with a compact base size of 28 by 37½ in. It may use either gas or oil, and is said to permit change from one to the other as


conditions warrant. It is equipped with a 12 gage heat exchanger and fully automatic controls. Filters are of the replacement type, and the blower delivers 1070 to 1500 cfm. Motors are ¼ to ½ hp for output desired. The cabinet is of rust resistant steel finished in baked-on enamel. Jackson & Church Co., Furnace Div., Saginaw, Mich.

**Framing for Heavy Piping**

A relatively new system of framing, the *Unistrut* steel channel and fittings, has been adapted recently to the task of

supporting heavy piping runs in a large tunnel installation at G. D. Searle & Co., Skokie, Ill., manufacturers of pharmaceuticals.

The stanchions were fastened on the job to continuous concrete inserts embedded in the ceiling and walls and bolted to the floors. Pipe was then installed on roller pipe supports fitted to the horizontal framing members.




Steel channels make flexible pipe supports

The system used in this tunnel installation is said to have a number of features. The structure is flexible, in that variations in pitch or slope are permitted by loosening the bolts which clamp the framing members together. No special tools are said to be required. Cost saving is reported in the reduction of detailing time, and the elimination of need for drilling or welding. Unistrut Products Co., 1013 W. Washington St., Chicago 7, Ill.

**Deodorizing Lamp**

A new G. E. lamp bulb is said to give off small concentrations of ozone sufficient to mask odors in areas of up to 1000 cu ft. The 4-w lamp is less than 1½ in. diam., and operates on household current. It is used with a ballast in a simple fixture which allows the free escape of ozone but shields the eyes from the ultraviolet energy generated by the lamp. It is expected to be used as a room deodorizer in such areas as kitchens, baths, closets, elevators, recreation rooms, etc. At present they are being used in clothes driers and refrigerators. The lamps also have a mild germicidal effect. General Electric Co., Nela Park, Cleveland 12, Ohio.

(Continued on page 212)



*Beneath the Beauty you create . . .*



and a part of it, is function. Underlying the function, and contributing to it is the quality and the performance of the equipment and materials you specify. That is why, for assurance of complete reliability and of the utmost dependability you will want to specify KENNEDY Valves. KENNEDY offers a complete line of iron and bronze valves in all sizes and for all purposes, backed by seventy-three years of valve making experience. Write for the complete catalog.

Established 1877

**The KENNEDY VALVE MFG. CO.**  
ELMIRA, NEW YORK

VALVES • PIPE FITTINGS • FIRE HYDRANTS

## Save Space & Expense with GRANT



Ezra Stoller-Pictor

The Woman's Home Companion Exhibition House at the Museum of Modern Art, New York City, features GRANT Sliding Door Hardware and GRANT Drapery Hardware. The living room, dining areas (as illustrated), parents' bedroom (or study-guest room) and the kitchen can be used as one living area, or they can be sub-divided for privacy. The sliding wall between rooms can be left permanently open, or closed to satisfy each family's individual requirements.

Pictured here is an actual installation of the GRANT No. 12 Sliding Door Hangers, and the GRANT No. 11 Drapery Hardware. The No. 12 Hangers are engineered for heavy duty operation of top-hung Sliding Doors up to 175 pounds in weight. The No. 12 Hangers are especially suited for homes of contemporary design. GRANT No. 11 Drapery Hardware is ideal for bay windows, wide picture windows, as well as special straight or curved installations.

### GRANT also Manufactures:

Sash Pulleys  
Drawer Slides  
Stage Curtain Hardware  
Sheaves and Track  
Hospital Cubicle Hardware

Write Dept. R7 for complete illustrated information

## GRANT PULLEY & HARDWARE CO.

33-37 G 57th Street

Woodside, L. I., N. Y.

Representatives in all Major Cities



*The foremost name in Sliding Devices*

## 2 BURNHAM PRODUCTS THAT PROVIDE LOWER-COST, SPACE-SAVING, RADIANT HEATING SYSTEMS!




### BURNHAM'S BASE-RAY\*

Radiant Baseboards

Lifetime cast-iron baseboard units. Provide radiant heat at ankle height. Fins are part of casting - cannot come loose. No "false front" or grilles to become dented. Easy to install, accessible, leave floor space entirely free. Specify them!

### THE PACEMAKER OIL-FIRED BOILER

Lowest priced cast-iron oil-fired quality boiler on the market. Complies with ASME code. Economical in cost because it's shipped assembled - simple to install. Specify it! Team it with BASE-RAY for lowest cost, mid-century radiant heating installations.




Why specify ordinary heating? Get all the details of this famous team and other Burnham products. Write for Catalog 81 TODAY.

# Burnham Corporation

"PIONEERS OF RADIANT BASEBOARD HEATING"

IRVINGTON, N. Y.

\*Reg. U. S. Pat. Off.




This situation may get a laugh, but it is a risk you can't afford to take. Prevent accidental scalding by having Josam Moderator Shower valves installed on every shower. Keeps hot and cold water "in balance" - shuts off hot water instantly when cold water supply fails. Write for literature today.

### JOSAM MANUFACTURING CO.

302 Josam Building

Cleveland 13, Ohio





## 36 YEARS ON BROADWAY

The hit shows on Broadway last one, two or three years.

The famous Equitable Building, at 120 Broadway, has been a user of Webster Heating Equipment *continuously since 1914.*

This long Webster customer relationship began in 1914 when Ernest R. Graham, Chicago architect, and Thompson-Starrett Co., Inc., New York heating and general contractors, provided a Webster Vacuum System of Steam Heating.

In 1949, after checking with 50 leaders in the building management field, the owners of the Equitable Building decided to install a Webster Moderator System and change over to purchased steam.

Two New York Consulting Engineers, Franklin J. Leerburger and Joseph R. Weiss supervised the program. Heating Contractor Carl E. Joecks made the installation.

If *you* are interested in long, satisfactory service with Webster Heating Equipment, write for the name of nearest Representative.

Address Dept. AR-7

**WARREN WEBSTER & CO.**  
Camden 5, N.J. Representatives in Principal Cities  
In Canada, Darling Brothers, Limited, Montreal




## Architectural Engineering

### PRODUCTS (Continued from page 210)

#### Cabinet Hardware

The new *Streamolife* line of drawer and cabinet door pulls, designed in a simple, elongated teardrop shape, are available in two companion models, identical in contour, but different in proportionate size. The smaller model of the two — Model No. P-1050 — measures 2 in. in overall length, 1 1/16 in. wide, and projects 7/8 in. The larger, No. P-1051, is 3 in. long, 1 1/2 in. wide, and projects 1 1/4 in. The pulls are made of solid, die-cast metal, finished in chrome plate. They



New cabinet pulls feature simple design

are also available in other plated finishes and synthetic metal coatings. The larger of the models is tapped for two No. 8 screws at 3/4 in. centers. The smaller pull is tapped for one screw. Burkard Manufacturing Co., 7356 Ten Mile Rd., Centerline, Mich.

#### Gas Clothes Dryer

The *Sun Dial* single control is featured in the new *Temco* automatic gas clothes dryer. With the device, there is reportedly only one control to set: a sensitive element within the machine detects when clothes are almost dry, and an economizer switch turns off the heat while permitting the tub to revolve 5 minutes longer. The cycle is thus finished with stored heat and brings the clothes to a temperature comfortable for the hands.

An inspection door is located in the top of the counter-height appliance, through which the pilot may be lighted and necessary valve adjustments made. The dryer uses a vacuum drying process,

(Continued on page 214)

## You always can depend on **MERRITT- CHAPMAN & SCOTT**



### ...specialist skills to fill every need

In the pulp and paper industry, for example, Merritt-Chapman & Scott has put its specialized skills to work building new plants or additions for 12 companies within the last 10 years. Typical is this new plant recently completed for Alabama Pulp & Paper Company. *Hardy S. Ferguson & Company, Consulting Engineers.*



### ...plus speed that meets deadlines

Merck & Company can attest to the ingenious way in which M-C & S speedily built the world's first streptomycin plant at Elkton, Va. and simultaneously constructed a final processing and packaging plant (above) at Rahway, N. J. *George P. Butler, Consulting Architect.*



### ...and full attention to detail!

The building of three Veterans Administration hospitals has sharpened our ability to produce the highest standard of work at the lowest possible price. Merritt-Chapman & Scott will work closely with you in completing your project as designed. *Illustrated is the 900-bed VA hospital at West Haven, Conn. William A. Riley, Architect Engineer.*

## **MERRITT-CHAPMAN & SCOTT CORPORATION**




Founded in 1860  
... now in our 90th year

GENERAL OFFICES

17 Battery Place, New York 4, N. Y.

Cleveland • Boston • New London • Pasadena, Texas



The Burt Free-Flow Gravity Ventilator. It can be converted into the Free-Flow Fan Ventilator by the addition of fan barrel section between head and base.

## BURT'S COMPLETE LINE INCLUDES EQUIPMENT FOR EVERY VENTILATING NEED

No one type of ventilator is efficient for all installations. That's why Burt Ventilators include gravity, fan and continuous ridge types in many sizes. That's why Burt's half century of experience and the active help you can expect from Burt engineers are important considerations in selecting your ventilating equipment.

**THE BURT MFG. CO.**

ROOF VENTILATORS • OIL FILTERS  
EXHAUST HEADS

48 E. South Street, Akron 11, Ohio, U.S.A.



SEND FOR CATALOGS

Burt Engineers are glad to help on plans

SUSPENSION UNIT . . .

# Oil or Gas!

WITH AN OUTSTANDING LINE OF BOTH OIL AND GAS-FIRED SUSPENSION TYPE HEATERS, J-C COVERS THE FIELD WITH THIS INCREASINGLY POPULAR TYPE OF FURNACE.



SEE OUR CATALOG IN SWEET'S

**J-C GAS-FIRED SUSPENSION UNITS**, fan or blower operated, have outputs of 68,000 to 172,000 BTU. Designed and built for performance and long life, the J-C gas fired suspension heater is ideal for heating, ventilating . . . for residential, commercial and industrial applications.

**J-C OIL-FIRED SUSPENSION UNITS** have outputs of 112,000 to 450,000 BTU. An efficient heater requiring less space than any furnace of its type and rating. Units feature greater heating efficiency with less heating surface . . . due to an exclusive design of ducts and baffles. Ease of installation is a feature—and ready access facilitates servicing.



. . . AMERICA'S LARGEST AND MOST COMPLETE WARM AIR HEATING LINE . . .



A PRODUCT OF JACKSON & CHURCH COMPANY, SAGINAW, MICHIGAN  
WORK WELL DONE SINCE '81



"How many times do I have to tell you that INTERCHANGEABLE is another word for P&S-DESPARD?"


*P. S. Slim must be new in the business. Experienced electricians and architects know all about the famous interchangeability of compact, modern, precision-built P&S Despard wiring devices.*



**P&S-DESPARD devices are easy to install**

A switch, a pilot light and a convenience outlet—or any two or three devices of your own choosing—can be assembled into one gang combinations right on the job when you use the interchangeable P&S-DESPARD Line. P&S-Despard devices are the result of sixty years' experience in the manufacture of precision-built wiring devices. They are sturdily built to give dependable service . . . are

Underwriter's approved . . . meet or exceed all Federal and R.E.A. specifications . . . can be installed in a matter of seconds with the new Camstrap. As Fatso has said: "INTERCHANGEABLE is another word for P&S-DESPARD!"



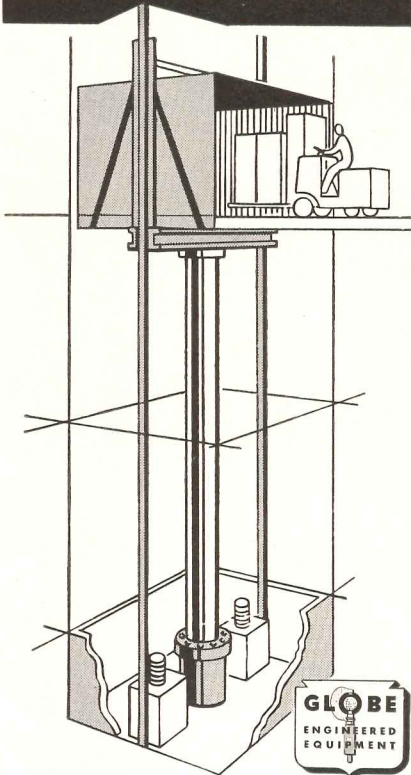
**PASS & SEYMOUR, Inc.**

12 Boyd Ave. Syracuse 9, N. Y.



Maker of the famous P&S-Despard Line

# Specialized for WAREHOUSES, FACTORIES...



## GLOBE OILIFT ELEVATORS

These rugged elevators enable you to give your clients substantial cost savings. They also give extra value through especially engineered features to take the shock and punishment of heavy industrial use. Globe elevators offer—

- Lower installation cost.
- Lower maintenance cost.
- No penthouse required.
- No load-bearing walls required.
- Advanced safety features. Oil-hydraulic electric operation. Hold down or automatic push button control.

Mail coupon for new elevator Catalogue. Suggestions and estimates gladly furnished without obligation, on request.

### GLOBE HOIST COMPANY

Des Moines 6, Iowa      Philadelphia 18, Pa.

**MAIL COUPON  
NOW!**



GLOBE HOIST COMPANY  
1000 E. Mermaid Lane  
Philadelphia 18, Pa.  
Please send illustrated Bulletin  
A 750 on Oilift Elevators and  
Sidewalk Elevators.

Name.....

Street.....City.....State.....

## Architectural Engineering

### PRODUCTS

(Continued from page 212)

and is said to fluff-dry an average load in 35 to 40 minutes. Temco, Inc., Nashville, Tenn.

### Prefabricated Steel Lintels

Steelcraft formed steel lintels come in prefabricated stock sizes of 6-in. multiples, to eliminate cutting to individual measurements. Corrugated for extra strength, the lintels are made of 9- and 11-gage steel, and come already painted with a baked-on prime coat. The lintels




Pre-cut steel lintels save on-job labor

may be ordered separately, or in combination with Steelcraft's other products: steel casement windows, door frames, closet doors, basement windows, utility windows, etc. The manufacturers recommend that lintels over all masonry openings such as doors and windows, be at least 8 in. longer than the actual opening, to give a minimum bearing of 4 in. on each side. The Steelcraft Mfg. Co., Rossmoyne, Ohio.

### Asphalt Roofing

Sta-Lock Double Coverage Asphalt Shingles have an interlocking design which is said to assure double coverage over 100 per cent of the roof area, and triple coverage over 42 per cent. Each shingle is designed to be secured to roof or adjacent shingles at 8 points for extra wind protection, and to prevent shingle "blow-ups". The design is claimed to provide a distinctive new roofing pattern. It is available in lighter color blends, with a deep-grained texture. The interlock design is claimed to hold together when simply hooked together and held upside down. The Celotex Corp., 120 S. LaSalle St., Chicago 3, Ill.

## To Control



## Specify Copperized

# CZC

(CHROMATED ZINC CHLORIDE)

The three common causes of wood failure are almost eliminated when you specify pressure treatment with Du Pont Copperized CZC. Because this salt-type wood preservative makes wood unappetizing to termites... kills decay-causing fungi... gives a high degree of fire retardance, too.

And Copperized CZC does all this without changing the characteristics of wood as a building material. The treatment leaves timber and lumber clean, odorless, paintable and safe to handle. So, where wood is indicated and permanence demanded... be on the safe side... specify pressure treatment with Du Pont Copperized CZC.

Full technical details on Copperized CZC available for the asking. Write: E. I. du Pont de Nemours & Co. (Inc.), Grasselli Chemicals Dept., Wilmington 98, Delaware.



**DU PONT**

REG. U. S. PAT. OFF.

BETTER THINGS FOR BETTER LIVING  
... THROUGH CHEMISTRY

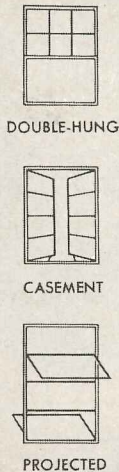
**Insist  
on this  
Seal...**



**when you specify  
ALUMINUM  
WINDOWS**

This seal assures windows that, when tested by the independent Pittsburgh Testing Laboratory, meet the A.W.M.A. quality specifications for materials, construction, strength of sections, and minimum air infiltration requirements.

For complete specs covering "Quality-Approved" aluminum windows—double-hung, casement and projected—and names of approved manufacturers, consult Sweet's or write to Dept. R.



DOUBLE-HUNG

CASEMENT

PROJECTED

ALUMINUM WINDOW MANUFACTURERS ASSOCIATION  
74 Trinity Place, New York 6, New York

*Now!* **INSULITE**<sup>\*</sup>  
**INSULATING  
WOOL**

2 IN 1 PROTECTION  
...of RO-DAMP-COOL  
GLASS, FIBERGLASS, GLASS WOOL  
ENCLOSED ROLL BLANKET  
CONTINUOUS VAPOR BARRIER  
MADE BY  
**FIBERGLAS**  
CORPORATION

MADE OF  
**FIBERGLAS**  
T.M. REG. U.S. PAT. OFF.  
MANUFACTURED BY  
OWENS-CORNING FIBERGLAS CORPORATION

in the New  
improved

**ROLL BLANKET PACKAGE**

**AND THREE OTHER  
HANDY FORMS**



POURING  
WOOL



BAT  
BLANKET



UTILITY  
BAT

- 25% longer roll, uniformly compressed.
- Fewer packages to handle on the job.
- Less fitting and cutting.
- Easier . . . faster to install.
- No bags or cartons to discard.
- Better vapor barrier of stronger tougher paper.

**INSULITE**  
THE ORIGINAL WOOD FIBER  
STRUCTURAL INSULATING BOARD

INSULITE DIVISION  
PAPER COMPANY  
MINNEAPOLIS 2, MINNESOTA

MINNESOTA & ONTARIO  
COMPANY

\*Reg. U. S. T. M.

There are a lot of good cars . . .



but there

is only one **CADILLAC**

There are a lot of good violins . . .



but there is only

one **STRADIVARIUS**

There are a lot of good drawing pencils

but there  
is only  
one

**CASTELL**

with the Genuine  
**IMPORTED  
CASTELL**  
lead

So smooth,

so free-flowing—it's an in-  
spiration for genius. Yes, it costs a few  
pennies more, but it lasts so much longer  
than ordinary pencils—it's more eco-  
nomical in the long run. 18 exact tones  
of black—7B to 9H.

NOTE: CASTELL does away with the  
irritation of point breaking. It takes  
needlepoint sharpening without snap-  
ping. Order from your Dealer today—  
and don't allow yourself to be talked  
into a substitute.

**AW FABER-CASTELL**  
PENCIL COMPANY INC., NEWARK 4, N.J.



# PROTECT LIVES AND PROFITS! SPECIFY...



MODEL 10EL  
10,000 WATTS

**Onan Emergency Electric Plants provide power for all essential needs . . .**

**LIGHTS • REFRIGERATION • VENTILATING SYSTEMS • COMMUNICATIONS • OIL BURNERS • STOKERS • ELEVATORS**

\* When storms, floods or breakdowns interrupt commercial power, Onan Standby Plants start automatically and take over the power load within seconds, stop when power is restored. Operating and maintenance costs are negligible. Widely used in hospitals and other institutions, radio stations, hatcheries, theaters, industrial plants . . . wherever power interruptions would be dangerous and costly. Available from 1000 to 75,000 watts.

*What size Standby Plant will your project need?*



Send coupon below for folder on Onan Standby Plants. It will help you specify the right size plant and the necessary accessories. If you have an unusual problem write our engineering department.

**D. W. ONAN & SONS INC.**  
5144 Royalston Ave., Minneapolis 5, Minn.



Please send me your Standby Folder

Name .....

Address .....

City ..... State .....

**ONAN STANDBY POWER**

## Architectural Engineering

### LITERATURE

(Continued from page 144)

trollers are included. Each item is illustrated. Specifications and descriptions also are given. 64 pp., illus. Minneapolis-Honeywell Regulator Co., Brown Instruments Div., Wayne and Windrom Aves., Philadelphia 44, Pa.

#### Projector For Art Work

*Artists, Designers, Draftsmen — The Modern Way is to Art-O-Graph it!* Folder describes features and operation of a projector device designed for making drawings, layouts, etc. A long list of uses are given, including scaling, reducing, enlarging and rendering finished drawings directly from objects, photos or other copy. 4 pp., illus. J. A. Engel Inc., 624 Syndicate Bldg., Minneapolis 2, Minn.

#### Decorative Glass

*Modernize Your Home With Decorative Glass.* Booklet gives patterns and surface finishes available in the line of glass panels. Features and uses of the glass are noted. Many illustrations are given of typical installations, such as partitions and windows, in various rooms of domestic buildings. 12 pp., illus. Mississippi Glass Company, 88 Angelica St., St. Louis 7, Mo.\*

#### Fans and Blowers

*How To Have Comfort From Moving Air.* Book covers many types of heating, cooling and ventilating equipment employing fans and blowers. It is divided into fourteen sections, each preceded by an illustrated discussion on the installation and use of the type of units presented in that section. The manufacturer of each unit is listed. A preface treats air moving equipment. 136 pp., illus. The Torrington Manufacturing Co., Box 808, Torrington, Conn.

#### Flashing and Sash Reglets

(1) *The Leak Point of Every Roof Now Eliminated With Fry Flashing Reglet;* (2) *Now With Fry Sash Reglet You Can Install Twenty Windows In Less Time Than Required For One.* The first of these booklets presents methods of in-

(Continued on page 218)

*They're aids for the Architects...*  
**THESE WIZARDS WITH WOOD**



#### FOR FINISHING FIR PLYWOOD

*For stained "natural" effects — Firzite tames the garish wild grain; assures even absorption of stain, hence a subdued rich appearance.*

*For painted or enameled jobs — Firzite minimizes face checking and grain raising.*

*For blond, pickled, or tinted tones — White Firzite produces a beautiful real "woody" effect. . . . .* **FIRZITE**

#### FOR NATURAL FINISHES ON ALL WOODS

To bring out and preserve the natural grain and beauty of any wood, plywood or solid wood, hardwood or soft, use *Satinlac*. To avoid that heavy, "built up" finish, use *Satinlac*. Newer than shellac or varnish; water-white; and will not turn yellow. . . . . **SATINLAC**

Write for suggested specifications to:  
**UNITED STATES PLYWOOD CORP.**  
Dept. 80, 55 W. 44th St., New York 18, N. Y.



**BEAUTY — STRENGTH — DURABILITY**



Lorenzo Hamilton, Architect

**EXTRUDED ALUMILITED ALUMINUM STORE FRONT METALS**

Extrudaline Factory Assembled Entrances  
Narrow Stile Aluminum Hollow Metal Doors  
Furnished in fine ALUMILITED finish

Send for A.I.A. Building Products Literature Competition award winning catalog

**THE ALUMILINE CORPORATION**

339 ELDERT STREET

BROOKLYN 27, N. Y.

**LONE STAR CEMENTS**

**COVER EVERY CONSTRUCTION NEED**



**LONE STAR PORTLAND CEMENT**

for concrete of outstanding quality in all types of construction

**'INCOR' 24-HOUR CEMENT**

America's FIRST high early strength Portland Cement—saves time, cuts costs

**LONE STAR MASONRY CEMENT**

The modern masonry cement, for really great job performance

\*Reg. U. S. Pat. Off.


**LONE STAR CEMENT CORPORATION**

Offices: Albany • Bethlehem, Pa. • Birmingham • Boston • Chicago • Dallas  
Houston • Indianapolis • Jackson, Miss. • Kansas City, Mo. • New Orleans  
New York • Norfolk • Philadelphia • St. Louis • Washington, D. C.

**NEWS FLASH FROM NEW ORLEANS**



**671-TON COOLING SYSTEM INSTALLED IN NEWSPAPER OFFICES**



World-famed Chrysler Airtemp Sealed Radial Compressor. Ten of these Central System units and seven "Packaged" Air Conditioners cool the 6-story Times-Picayune Building.

Another distinguished name—that of the New Orleans *Times-Picayune*—has been added to the growing roster of modern buildings air conditioned by Chrysler Airtemp. When the decision was made to air condition this newspaper plant—Chrysler Airtemp was, naturally, the logical choice.

For Chrysler Airtemp—builder of THREE basic systems—was the one firm which could provide the IDEAL installation for this complex operation. To supply adequate cooling for the entire building—in the face of widely varied heat loads of the many departments vital to a newspaper—it was necessary to install 17 different cooling units—ranging from 75-ton Radial Compressors to compact 3-ton "Packaged" Air Conditioners.

Chrysler Airtemp's specialized knowledge and experience in solving difficult problems are available to you at all times. Through regional offices and dealers in principal cities—Chrysler Airtemp offers the services of trained engineers to assist Architects, Builders and Contractors in selecting and installing the RIGHT system for each job. When desired—Airtemp Construction Corporation, subsidiary of Chrysler Corporation, will assume entire responsibility for all or any part of your air conditioning projects—from specification to final inspection.

Let us send you the complete story of Chrysler Airtemp's services and products. It should prove a big help to you. Just fill out the coupon and mail it today.



**Chrysler Airtemp**

AIR CONDITIONING • HEATING • COMMERCIAL REFRIGERATION

**3 BASIC SYSTEMS to Meet Every Air Conditioning Need**


AIRTEMP DIVISION OF CHRYSLER CORPORATION, Dayton 1, Ohio

Gentlemen: Please send me details about Chrysler Airtemp's engineering services for planning and installing air conditioning systems.

NAME \_\_\_\_\_  
ADDRESS \_\_\_\_\_  
CITY \_\_\_\_\_ ZONE \_\_\_\_\_ STATE \_\_\_\_\_

# The most MODERN kitchen ventilating system

**TRADE-WIND  
SUPER CLIPPER  
CABINET VENTILATOR**



**Installs in cabinet  
over range...double  
inlets provide  
COMPLETE ventilation**

Only the Super Clipper Kitchen Ventilating System—made by Trade-Wind—exhausts cooking fumes and heat from both the stove and at the ceiling level.

This newest development is installed in metal or wood cabinets directly over the stove.\* The twin squirrel cage blowers produce 600 CFM—more than sufficient power to trap all cooking heat, grease and odors from the range top as well as through the second inlet at the ceiling. The motor is equipped with a 2-speed control. Two metal air filters are provided. Both a fold-under hood and stationary hood are available and both are optional.

No other kitchen ventilator can do the complete job that the Super Clipper accomplishes. And no other ventilator offers the architect, the builder and the home owner the versatility and efficiency which the Super Clipper provides for the modern kitchen.

\*Several manufacturers now build metal cabinets especially for the Super Clipper. Wood cabinets can also be built on the job. Trade-Wind does not provide the cabinet.

Write today for complete information.

**TRADE-WIND  
MOTORFANS, INC.**

5707 S. Main St., Los Angeles 37, Calif.

## Architectural Engineering

**LITERATURE**  
(Continued from page 216)

stalling counter flashing on concrete or masonry. Each step is described and illustrated with drawings and photographs.

The second booklet describes the features and uses of the sash reglet. Installation methods for concrete and masonry are given. A six-page insert gives details and more installation instructions. 8 pp. each, illus. Fry Reglet Co., 1725 Pennsylvania Ave., Bremerton, Wash.

### Kitchen Ventilators

*The Most Outstanding Kitchen Ventilators In America.* Folder gives features of wall and ceiling type kitchen ventilators. Each model is pictured, and the various assembly parts are discussed. Specifications and installation requirements are given in diagrams and charts. 4 pp., illus. Nutone, Inc., Madison and Red Bank Roads, Cincinnati 27, Ohio.

### Drafting Templates

*Drafting Templates — Save Time With Rapidesign (Catalogue No. 50).* Pictures and describes 30 standard templates for the use of engineers, draftsmen, architects and designers. A great variety of geometric shapes, symbols, equipment and furnishings are included among the templates. A series of special order templates are shown also. 8 pp., illus. Rapidesign Inc., Box 592, Glendale, Calif.


### Color In Work Areas

*Du Pont Color Conditioning.* Booklet gives suggestions for the use of color in industrial plants, schools, hospitals, offices, restaurants, stores, hotels and other buildings. Several characteristics and psychological factors of color are illustrated and discussed. Colors used for safety markings and a list of Du Pont finishes available also are included.

A 25-minute, 16 mm. sound movie in color, called "The Case For Color," is available for showings, without cost, on the same subject. 32 pp., illus. Du Pont Co., Dept. P.R.2, Finishes Div., Wilmington, Del.\*


(Continued on page 220)

**THIS ADAMS-RITE  
DEADLOCK HAS A  
7/8" BACKSET!**



**TAKES  
ANY STANDARD  
CYLINDER  
WITHOUT  
MODIFICATION**

Use Series 970 for narrowest extruded aluminum, steel or wood stiles. Depth is only 1-1/2". Will take 1 or 2 standard cylinders which can be keyed to job, or Adams-Rite Thumb Turn (as shown) for emergency one-side operation. Locks and turns are reversible. Fifteen other standard backsets to 1-3/4". Series 980 is identical except for 3/4" diameter, 5-pin tumbler cylinder and 15/16" backset. Rugged steel and brass construction, armored bolt with 5/8" throw. Bronze or aluminum face and strike. Radius, flat and bevelled face interchangeable. Write for complete data.




**HORIZONTAL LOCKS FOR DOORS  
WITHOUT STILES**

Takes the place of 2 locks. Has single or double bolts and 1 or 2 cylinders. Can be installed in any tempered glass door, top or bottom channel. Four sizes.

50TH ANNIVERSARY 1900-1950  
**ADAMS-RITE MANUFACTURING CO.**  
540 WEST CHEVY CHASE DRIVE, GLENDALE 4, CALIFORNIA, U. S. A.

## Why Pipe Heat All Over?



**DRAVO Counterflo  
HEATERS**  
make it where  
it's used . . .

Why waste cash on costly distribution systems to pipe heat all over your plant? Dravo Counterflo Heaters make it right where it's used, blanket working areas of 4,000 to 20,000 sq. ft. per unit with production-stimulating warm air.

Counterflo Heaters also provide ventilating air in summer. 100-150-foot air throw; no ducts needed for large open areas. Oil or gas-fired, readily converted. 80-85% efficiency. Only power, fuel and vent connections required for installation. Stainless steel combustion chamber, rugged mill-type construction, AGA approved and UL listed. Reported total installed cost 50 to 66% less than wet-type systems. Ask for Bulletin DI-523.

**DRAVO** CORPORATION  
DRAVO BUILDING, PITTSBURGH 22, PA.  
Sales Representatives in Principal Cities  
Mfd. and Sold in Canada by Marine Industries, Ltd., Sorel, Quebec



## INTRODUCTION TO ARCHITECTURAL DESIGN

Donald Atkinson Fletcher • Architect D.P.L.G.

### A HANDBOOK FOR

**STUDENTS • DESIGNERS • ARCHITECTS • TEACHERS**

*Dealing with the design process and with problems encountered in designing buildings*  
Stiff cloth bound • 6" x 9" • 212 pages

For beginners in architecture, this book offers a systematic introduction to design. It states in organized form material in design that is treated orally in the drafting room, but usually at random. Only when this material has been grasped can the study of design become effective. Basic factors in design, selected and paired, are exemplified by common architectural subjects forming eleven short exercises. These are arranged in a typical sequence, in an order suitable for learning. (See review in *Architectural Record*. See also review in *Landscape Architecture* for October, 1949.)

#### IN USE AS A TEXT

Department of Architecture, Rice Institute  
Department of Architecture and Engineering, Hampton Institute  
Department of Architectural Drawing and Building Construction  
Evening Art School, Pratt Institute

#### USE COUPON BELOW

Copies of INTRODUCTION TO ARCHITECTURAL DESIGN are available at \$7.50 postpaid. Stiff cloth bound. Your order will be handled promptly on receipt of the coupon below.


DONALD A. FLETCHER  
Box 1027, Grand Central Station P.O., New York 17, N. Y.  
Enclosed find remittance of \$ . . . . . for . . . . . copies of the 212-page book  
INTRODUCTION TO ARCHITECTURAL DESIGN at \$7.50 per copy.  
In New York City add 2% for Sales Tax

Name (Please print) . . . . .  
Street . . . . .  
City . . . . . Zone . . . . . State . . . . .

The beauty in your mind's eye  
becomes radiant reality  
with **M**oultile Floors!

You'll be delighted when you see how your finished MOULTILE Floors reflect the beauty in your mind's eye. There's much about MOULTILE to please your clients, too. For example, see what MOULTILE does for store floors. The radiant, harmonious glowing colors set the stage for sales by enhancing merchandise on display . . . subtly suggesting store prestige. Hard-wearing MOULTILE retains its clarity of color even after years of heavy traffic. Shoppers and salespeople will appreciate the walk-easy buoyancy and slip-safe footing provided by MOULTILE.

It's a pleasure to work with and live with MOULTILE . . . the low-cost, high-efficiency flooring ideal for stores, offices, schools, hospitals, churches, homes. For complete facts, consult Sweet's, or write for color catalog to: THOS. MOULDING FLOOR MFG. CO., Dept. AR-7, 165 W. Wacker Drive, Chicago 1, Ill.



*FLOORS of Achievement by...*

**Thos. Moulding**

80 Years of Experience in the Building Industry



**the one source  
lighting line**


**QUALITY ENGINEERED—  
QUANTITY PRICED**

Kayline gives you a complete range of lighting fixtures — fluorescent and incandescent — that are engineered to meet the needs of today's exacting tasks and designed to provide dependable service with low upkeep.

You'll find Kayline's catalogue helpful in planning every lighting installation. There's complete information on Kayline's 4-foot single pin slimlines, the sensational 85% efficient Schoolite, as well as every other type of commercial, residential and industrial lighting.

Write on your business letterhead for a Kayline catalogue. Please specify whether you want commercial, industrial or residential.

Listed in Sweet's Architectural File for 1950, Section 31A-12.



For over 55 years

**KAYLINE**



**THE KAYLINE CO.  
2480 E. 22nd ST.  
CLEVELAND, O.**

**Architectural Engineering**

**LITERATURE**

(Continued from page 218)

**Radiant Baseboard**

*Design and Installation Manual—U. S. Radiant Baseboard.* Gives calculation steps and data for the design of a radiant baseboard heating system. A sample calculation sheet and many charts, diagrams, sections and specifications are included. Layouts for various type house plans also are given, along with installation procedure and details, and types of units and fittings available. 16 pp., illus. United States Radiator Corp., 300 Buhl Bldg., Detroit 26, Mich.\*

**LITERATURE REQUESTED**

The following individuals and firms request manufacturers' literature:

Frederick T. Bock, Architect, 95 Norfolk Drive, W., Elmont, L. I., N. Y.

H. A. Cozzens, Jr., Adjunct Professor, New York University, College of Engineering, University Heights, New York 53, N. Y.

Jerry Ross Dunn, 1701 Marshall Pl., Long Beach 7, Calif.

Viviano Ferrantini, Alameda Ribeirao Preto No. 384, Sao Paulo, Brazil.

Stanhope Blunt Ficke, A.I.A., 120 East 79th St., New York 21, N. Y.

DeWolfe H. Miller, Lt. Colonel, USAF, Air Installation Officer, 3800th Air University Wing, Maxwell Air Force Base, Ala.

S. Z. Moskowitz, A.I.A., 67-69 Public Sq., Wilkes-Barre, Pa.

Raymond I. Olson, A.I.A., Commonwealth Associates Inc., 119 East Washington Ave., Jackson, Mich.

Joao Pedro Perotti, Rua Da Consolacao 1771, Sao Paulo, Brazil.

Republic Commercial Corp., 90 West Broadway, New York 7, N. Y.

Harry Soled, Architect, 1195 East 12th St., Brooklyn 30, N. Y.

R. L. Warren, Student, Box 366, Men's Dorm. No. IV, Texas Technological College, Lubbock, Texas.

James A. Watson, Architectural Engineer, City Hall, Yonkers 2, N. Y.

Gene Zema, A.I.A., Jr. Assoc., 705 North St., Reno, Nev.

**Coming—**

*A New Guide for  
Hospital Architects*

**PSYCHIATRIC  
SECTIONS IN  
GENERAL  
HOSPITALS**

By **PAUL HAUN, M.D.**

*Chief, Hospital Construction  
Unit, Psychiatry Division  
Veterans Administration*

Today, no modern hospital is complete without a psychiatric unit. The problem, however, is a complicated one because in the design and construction of such a unit every aspect of the environment must be strictly controlled.

Fortunately, all the architect need know is completely outlined in "Psychiatric Sections In General Hospitals." Here are specific, reason-why, instructions covering everything from shafts and stacks to hydrotherapy suites.

"Psychiatric Sections In General Hospitals" is by all odds the most provocative work on specialized architecture since the publication of "Hospital Planning." It is a non-technical book for technical men; one that gives, for the first time, clear and reasoned specifications on a branch of architecture that has leaped from obscurity to prominence in a few short years.

**Mail Coupon Today**

Because of the specialized nature of this material, "Psychiatric Sections In General Hospitals," now coming off the press, will not be readily available at most book stores. So use the coupon below to send for your copy today. Price \$4.00, including postage.

**ARCHITECTURAL RECORD**

119 W. 40th Street, New York, N. Y.

Enclosed is \$..... for which send..... copies of *Psychiatric Sections in General Hospitals*, by Paul Haun, M.D., bound in cloth, at \$4.00 per copy. (Add 2% Sales Tax for New York City deliveries.)

Name.....

Address.....


City and State.....

For Trouble-Free  
Bath Tub Edges

Specify  
**LUCKE**

### Leak-Proof Bath-Tub Hangers

No Leaks • No Cracks • No Repair Expenses



### A Necessity For All Housing Projects

There is no excuse for cracks or leaks or repair expense in good building. Leading architects specify LUCKE to overcome this problem. Lucke Hangers build tubs into wall.



Sold by Leading Plumbing  
Supply Houses

MANUFACTURED BY

**W. B. LUCKE, Inc.**

Wilmette

Illinois



Need a  
Chimney?

Specify  
**VAN-PACKER**  
PACKAGED CHIMNEY

**VAN-PACKER** gives your client a better chimney at lower cost.

1. Costs 20% to 50% less than brick.
2. Proven better draft...Quicker starting draft.
3. Built to last as long as the house.

U. L. tested and approved for all fuels.  
FHA acceptance.



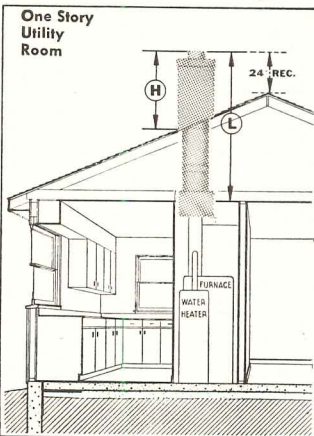
**VAN-PACKER** gives you freedom of design.

1. Hang chimney from ceiling or floor and use valuable space underneath.
2. Locate heating unit independent of fire-place flue.

Write today for full descriptive literature on chimney and other types of installations.

**VAN-PACKER**  
CORPORATION

Rm. 1749, 126 West Adams St.  
Chicago 3, Illinois




Typical **VAN PACKER**  
CHIMNEY INSTALLATION

**THE GRILLE OF SUPREME**

**AIR DISTRIBUTION**

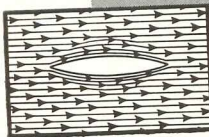
**PERFORMANCE**

**at New Low Prices**




Illustrated above—  
TITUS AIRFOIL #276

**Airfoil**  
**4-WAY MULTI-SHUTTER REGISTER...**



### SOLID SECTION AIRFOIL LOUVER

At left—AIRFOIL louver knives air in wind tunnel tests. Note how turbulence has been almost completely eliminated. Glass-smooth surface of louver gives complete air control.



### LEVER OPERATOR

Inconspicuous lever in frame controls damper operation. Removable lever furnished at no extra charge.

Draft-free air distribution performance of the #276 makes any air conditioning system better. The two banks of revolutionary new streamlined AIRFOIL louvers handle air with minimum turbulence and noise. Damper blades interlock to provide complete shutoff. First 2 sets of louvers are individually adjustable.

Each #276 grille is a masterpiece of precision building—not an assembly job. Extra-strong frame gives longer life—greater value.

Specify AIRFOIL air conditioning outlets for highest efficiency.

### NOTE THESE OUTSTANDING FEATURES

- Extra louver depth for better air control.
- Air-tight rubber gasket.
- Extra-strength frame.
- Positive volume control.

### CHECK TYPE OF GRILLE ON WHICH INFORMATION IS DESIRED

- |   |  |
|---|--|
| <input type="checkbox"/> Air conditioning outlets       | <input type="checkbox"/> Perforated ornamental grilles |
| <input type="checkbox"/> Return air grilles & registers | <input type="checkbox"/> Door ventilators              |
| <input type="checkbox"/> Volume controllers             | <input type="checkbox"/> Special made-to-order grilles |

TITUS MANUFACTURING CORP. • WATERLOO, IOWA


\_\_\_ Rush information on No. 276. \_\_\_ Send complete catalog.

\_\_\_ Send literature on above checked items.

NAME \_\_\_\_\_

ADDRESS \_\_\_\_\_

CITY \_\_\_\_\_ STATE \_\_\_\_\_



... from the beautiful, original lacework  
of historic OLD NEW ORLEANS

WE PRESENT A COMPLETE PICTORIAL CATALOG OF

# ORNAMENTAL CAST IRONWORK

Every known pattern to be found among historic Vieux Carre (New Orleans) buildings and antebellum homes are faithfully reproduced by LORIO master craftsmen...cast in the finest quality iron obtainable.

LORIO IRONWORK installations can be seen on homes, hospitals, university buildings, doctors' clinics and other types of buildings...in the very finest of modern or traditional architectural taste.

WE OFFER A COMPLETE SERVICE IN  
PRODUCING CUSTOM-MADE PATTERNS  
FROM YOUR OWN DESIGNS...OR  
SPECIAL CASTINGS OF ANY KIND.

### Send for this handsome NEW 48-PAGE CATALOG

Available, for the asking, to architects and builders who are interested in—

- AUTHENTIC HISTORIC PATTERNS
- CREATIVE REPRODUCTIONS OF NEW DESIGNS
- HIGHEST QUALITY OF MATERIALS AND WORKMANSHIP
- EXCELLENCE IN ARCHITECTURAL TASTE

All of the famous New Orleans designs and many new ones are illustrated in this 1950 LORIO Catalog. And beautiful, large, photographic reproductions of various installations throughout the United States are shown.

## LORIO IRON WORKS

738-756 South Gayoso Street • New Orleans 19, Louisiana

## HALSEY TAYLOR

*Fountains*

71 installed in the UNITED  
NATIONS SECRETARIAT BLDG.

In specifying Halsey Taylor Drinking Fountains for this historic edifice, the architects were guided of course by considerations of sanitation, trouble-free maintenance and styling. These fountains are favorites everywhere for schools, hospitals, theatres, churches and public buildings.

**THE HALSEY W. TAYLOR CO.**  
Warren, Ohio

Architects:  
Harrison & Abramovitz  
Engineers:  
Syska & Hennessy, Inc.  
General Contractors:  
Fuller, Turner, Walsh,  
Slattery, Inc.  
Plumbing Contractors:  
Eugene Duklauer, Inc.



A-5

SEE OUR  
CATALOG IN  
SWEET'S



## CEMENT SPECIFICATIONS are highly important!

Get complete information on these  
Medusa Cements before you build:

- Medusa Waterproofed Gray
- Medusa White
- Medusa Waterproofed White
- Medusa Stoneset
- Medusa Brikset
- Medusa High Early Strength

MEDUSA PORTLAND CEMENT CO.  
1015-4 Midland Building, Cleveland 15, Ohio

You can build **BETTER** with  
**MEDUSA PRODUCTS**



Reg. U. S. Pat. Off.

# Prescolite

## relamp-a-lite

recessed lighting fixtures  
with the new *swing way* hinge

**THIRTY  
SECONDS**

to fasten trim  
to install glass  
to remove glass  
to relamp

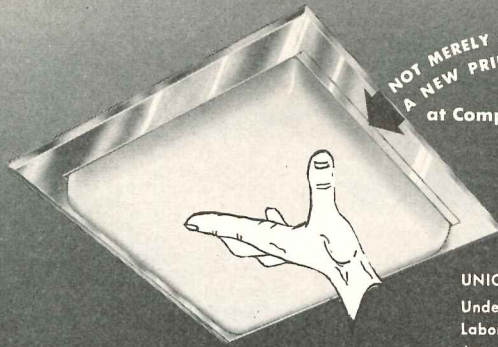
### EXCLUSIVE FEATURES

- smooth face — no screws
- self adjusting spring mounting
- heat resisting glassware
- plaster flanges adjust from 1/4" to 1"

Available Through Leading  
Electrical Wholesalers







SALES OFFICES IN  
PRINCIPAL CITIES

Send for Complete Catalog No. AR-2  
Look it up in your new Sweet's  
Architectural File—Section 31a  
17a



NOT MERELY A HINGE—  
A NEW PRINCIPLE  
at Competitive Prices

UNION MADE  
Underwriters'  
Laboratories, Inc.  
Approved



**P R E S S T E E L                      C O M P A N Y**  
8 0 0 B a n c r o f t W a y                      B e r k e l e y 2 , C a l i f o r n i a



**QUALITY  
MAIL CHUTES**  
• • FOR • •  
**67 YEARS**

Catalog in Sweets

ESTABLISHED 1883


**Cutler Mail Chute Co.**

ROCHESTER 7, N.Y.

**IT'S CLEAN**



**IT'S INEXPENSIVE**



**IT'S SAFE!**



**HEATSUM  
CABLE**

Radiant electric heat, eliminates boiler room . . .  
fuel storage . . . saves on redecorating costs . . .  
economical to install . . . low operating cost  
where power rates are favorable . . . negligible  
maintenance.

Write for Further Information

**L. N. ROBERSON CO.**  
1539 E. 103rd, Seattle 55, Wash.

**RECENT  
INSTALLATIONS  
OF  
HEATSUM  
CABLE**

**APARTMENTS**

Armistead Apts. — Nashville,  
Tennessee

**HOTELS**

Bar Harbor Hotel, Bar Harbor,  
Maine. Ambrose Higgins, Ar-  
chitect

**OFFICES**

Northern Indiana Hospital,  
Staff Residences — Westville,  
Indiana. Boyd E. Phelps, Inc.,  
Architect

Zbitaoff Clinic — Ukiah, Calif.  
Clarence J. Felciano and Paul  
Thiry, Architects

Architects Office Building —  
Seattle, Wash. Paul Thiry,  
Architect

Architects Office Building —  
Seattle, Wash. Tucker, Shields  
and Terry, Architects

**BUILDINGS**

Fleishman Electric Shop —  
North Hollywood, Calif. Wal-  
ter Warner, Architect

Simpson Logging Co. Office  
Building — Shelton, Wash.  
George W. Stoddard, Architect

**SCHOOLS**

Redwood Elementary School  
— Fort Dick, Calif. Robert J.  
Keeney, Architect

Sequoia Elementary School  
— Redding, Calif. J. C. Fel-  
ciano, Architect

**WRITE FOR FACTS**

Please send me your Heatsum  
Cable catalog AR25

Name .....

Address .....

City ..... State .....

Architect     Builder



## UTMOST SIMPLICITY AND HEATING COMFORT with **SARCOTHERM**

The heart of the Sarcotherm System is a simple mixing valve which has been proven in service for a quarter of a century. The mechanisms are strictly mechanical — no electricity or compressed air. Nothing could be simpler or more dependable.

### NO "COLD SEVENTIES"

and no "on and off" control with Sarcotherm. It's a simple proportioning three way valve that mixes hot water from the boiler with the cooler return water, giving modulated control at all times.

### RADIANT HEAT

Continuous circulation with modulated control is ideal. Inside control is by the exclusive Sarcotherm heat-loss thermostat. Thirty years of experience with Radiant Heating is built into every Sarcotherm job.

### CENTRALIZED PANEL CONTROL SYSTEMS

Sarcotherm has available completely automatic centralized panel control systems for apartment houses, schools and other public buildings. Complete control programs furnished to suit particular requirements.

Architects and Heating Engineers like Sarcotherm because it is so flexible. Split systems, automatic night set-back and morning pick-up are easily arranged. Lower boiler temperatures, less fuel used and invariably a lower cost of installation, make Sarcotherm the ideal for engineers who are in daily competition.

Ask for the new catalog,  
engineering data and sales helps.

# Sarcotherm


SARCOTHERM CONTROLS, INC. • Empire State Bldg. • NEW YORK 1, N. Y.




## AMAZING NEW, FAST WAY TO FIREPROOF

- Slashes Costs
- Cuts Weight
- Saves Money

Discover the Time-Saving  
Zonolite\* Vermiculite  
Plaster Method!



THIS!



NOT THIS!



Sold by Lumber and Building Material Dealers  
\*Zonolite is a registered trade mark

**ZONOLITE COMPANY**  
135 S. LaSalle St., Chicago 3, Ill.

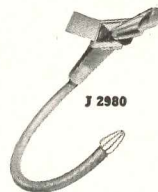


Here's the sensational discovery that's helping to shave days, even weeks, off building completion time. Underwriters' Laboratories tests give a 4 hour rating to steel columns protected by metal lath and 1½" of Zonolite vermiculite plaster! Yet weight is 1/10 that of ordinary fireproofing materials!


Because the weight of fireproofing materials is so drastically cut, structural steel needs may be as much as 15% less! Material handling time is slashed as much as 87%! Zonolite plaster weighs ¼ as much as sand plaster—is up to 4 times more fire safe. Get the facts today!

HIGH OPERATING EFFICIENCY!  
LOW INSTALLATION COST!

## Kent-Moore MONOXIVENT EXHAUST ELIMINATING FIXTURES



Nothing quite like the Kent-Moore J 2980 MONOXIVENT Set for effectively ridding a service department of toxic carbon monoxide! Designed for use with underfloor exhaust eliminating systems, it features a special tailpipe adapter, an asbestos-packed flexible tubing of durable stainless steel, and a virtually airtight floor outlet assembly. Provides quick, convenient, positive connection between car and under-floor duct, disappears completely below floor level when not in use. Fully protected from damage. Can't get lost or "borrowed". And the floor outlet assembly is readily installed in upturned "Y" in duct main . . . no individual "T's" or branch ducts required. Assures more efficient, long-life operation at a minimum cost of installation. Write today for details.




**KENT-MOORE ORGANIZATION, INC.**  
GENERAL MOTORS BUILDING • DETROIT 2, MICHIGAN

Engineers and Manufacturers of Special Automotive Service Tools and Equipment  
Sales and Service Engineering Representatives in Principal Cities Coast-to-Coast



BEAUTY  
VERSATILITY  
STRENGTH



Sash No. 58—With  
Sill Section No. 80



For strength with beauty, durability with modernity—specify Natcor Fully Extruded Alumilited Aluminum Moldings, the increasingly popular Natcor Moldings that have won acceptance all over the world. Send for full or 1/2 size details.

# Natcor STORE FRONTS

NOW IN TAUNTON, MASSACHUSETTS

Catalog No. 50-A

## Wakefield. Over-ALL Lighting



DISTRIBUTION  
CURVES  
WORKING DRAWINGS  
DESIGN DATA  
COMPUTATION METHODS

The factors that produce effective lighting for schools, offices, drafting rooms and stores are illustrated and described in this 40-page catalog of the complete Wakefield line of fluorescent and incandescent fixtures. Write for your copy.

THE F. W. *Wakefield* BRASS COMPANY  
VERMILION, OHIO

the World's SECURITY depends  
on the UNITED NATIONS  
and the  
UNITED NATIONS  
DEPENDS ON

# Security

**FREIGHT ELEVATOR DOORS**

& "UNI-MOTOR" OPERATORS

in its Secretariat Skyscraper



because

Revolutionary construction of building required the best in specialized door research and practical engineering.


Flexibility of Design of "Uni-Motor" Operators and equipment directed by its own "electric brain" controls were especially adaptable for the many problems encountered.

Quiet operation with heavy capacity construction were required. The combination of Security Doors and Operators give **CONTINUED** noiseless dependable operation.



# Security FIRE DOOR CO.

3046 LAMBDIN AVE. • ST. LOUIS 15, MO.



Recreation building at Culver, Oregon. Bogen & Jossy, Bend, Ore., architects; Fred Keiser, Madras, Ore., contractor.

**Room  
for Play**  
... not much to pay

**A short story  
of a problem,  
a solution,  
and the result**

**THE PROBLEM WAS COMMONPLACE.** The town of Culver, Oregon, needed a substantial but low cost gymnasium and recreation center for school and community use.

**THE SOLUTION WAS UNUSUAL.** The building was built around five glued laminated constant radius arches mounted on 12-foot buttresses with poured concrete curtain wall and entrance at each side. End walls are of frame construction, with windows and alsynite panels. Three-inch tongue and groove decking is applied directly to the arches.

Shower and dressing rooms are in a partial basement. Floor is maple; woodwork is natural finish.

**RESULT: LOW COST—DELIGHTED COMMUNITY.** A permanent, distinctive building with 11,500 square feet of space was built for \$67,834 complete, including excavation, plumbing, wiring and heating—less than \$6 a square foot!

Timber Structures, Inc., welcomes consultation on similar problems. See the Timber Structures office nearest you, and send coupon for factual booklet, "Timber Members."

## TIMBER STRUCTURES, INC.

P. O. BOX 3782-A, PORTLAND 8, OREGON

Offices in Boise, Idaho; Eugene, Oregon; Kansas City, Missouri; Lawrenceville, N. J.; Chicago; Dallas; New York; Seattle; Spokane.

TIMBER STRUCTURES, Inc. of California • Oakland, Sacramento and Santa Rosa

TIMBER STRUCTURES OF CANADA, Ltd., Peterborough, Ontario  
Local Representatives Coast to Coast

TIMBER STRUCTURES, Inc.

P. O. Box 3782-A, Portland 8, Oregon

Please send a copy of "Timber Members" to

Name \_\_\_\_\_

Company Name \_\_\_\_\_

Address \_\_\_\_\_

City \_\_\_\_\_ Zone \_\_\_\_\_ State \_\_\_\_\_

**NOW . . . ADEQUATE  
LOW COST  
VENTILATION**

**AGITAIR®  
WIND-ACTUATED  
EXHAUSTERS**

**No Power Costs . . . No Maintenance  
Perform Efficiently Regardless of Wind Direction**

Now . . . with Agitair Exhausters, a hole in the roof becomes a complete ventilating system. Yes . . . every gentle breeze can be put to work to provide positive, adequate ventilation. Agitair Wind-Actuated Exhausters draw hot, stale air, steam or odors from the area being ventilated . . . regardless of wind direction or velocity. They prevent back-drafting, and are completely weatherproof under all conditions.

Write for Bulletin EX 103-2

### AIR DEVICES, Inc.

17 East 42nd St.  
Air Diffusers •

Air Filters •

New York 17, N. Y.  
Roof Exhausters

**NEW LOW GLAZING COSTS!  
NEW HIGH GLAZING QUALITY!**

**SPECIFY  
TREMGLAZE  
MASTIC GLAZING COMPOUND  
IN COLORS**

**Requires No Painting**

**Aluminum  
Windows  
Steel or Wood  
Windows**

• Specify Tremglaze Aluminum color. It bonds to aluminum, requires no painting—ever. Proven on actual jobs for over ten years. Meets Aluminum Window Manufacturers Association standards.

• Specify Tremglaze yet pay no more for completed window installations than with a putty job. Save on the paint contract; specify—"Paint first—then Tremglaze". Put paint on the window where it belongs—Tremglaze requires no paint. Save on cost of cleaning glass also.

NC-102

Consult your local Tremco Representative or write to:  
**THE TREMCO MANUFACTURING CO.**  
CLEVELAND 4 • TORONTO

# GLOBE SPRINKLERS



**FIREMEN EVERY 10 FEET**

The Fire calls the firemen. An automatic *FIRE ALARM* is a feature of **GLOBE** Sprinkler systems. It operates while sprinklers are extinguishing the *FIRE*. Install this system. Why depend on a passerby for a midnight *FIRE* alarm?

**GLOBE AUTOMATIC SPRINKLER CO.**

NEW YORK... CHICAGO... PHILADELPHIA  
Offices in nearly all principal cities


**THEY PAY FOR THEMSELVES**

Because they are the finest winter air conditioning systems . . . the easiest to install . . . and nationally advertised

**ARCHITECTS SPECIFY AND BUILDERS APPROVE**



*the Beautiful*  
**MOR-SUN**  
OIL OR GAS-FIRED  
**FURNACES**




For larger homes . . .  
MOR-SUN "TOASTER" Models

For small homes . . .  
MOR-SUN "UTILITY" Models

Shipped completely assembled--ready to install!

Write for free literature and the name of our representative in your territory.


**MORRISON STEEL PRODUCTS, INC.**  
BUFFALO 7, N. Y.



## Frick Refrigeration HELPED BUILD THIS \$600,000 DAIRY PLANT

Twenty-six years ago Edwin J. Wendt started in the milk business with one route and one small Frick refrigerating machine.

Today his new plant at Niagara Falls, N. Y.,



serves 18 routes, makes 1500 gal. of ice cream daily, has a wonderful dairy bar, and uses six Frick compressors—one a booster for low-temperature work. Installation by Mollenberg-Betz Machine Co., Frick

The Dairy Bar is Air Conditioned


Sales-Representatives in Buffalo.

Another proof that "the users of Frick Refrigeration make money." Put YOUR cooling problems up to the nearest Frick sales-engineer.

DEPENDABLE REFRIGERATION SINCE 1882  
**Frick Co.**  
WAYNESBORO, PENNA. U.S.A.

Also Builders of Power Farming and Sawmill Machinery

Six Frick Compressors at Wendt's



647 AMHERST ST. • BUFFALO 7, NEW YORK

# HAR-VEY ROLLING DOOR HARDWARE

acclaimed for

*Winning Performance*

from  
COAST TO COAST!

Here's high praise  
that's typical of  
nationwide reaction --

The smooth, silent operation of Har-Vey Hardware is winning the widest acclaim from architects, builders, and owners all across the nation. Typical is the experience of MILLS & SONS, BUILDERS -- of Chicago. Jack Mills says:

"We wish to express our complete satisfaction in the performance of the Har-Vey track and hangers which we recently installed in a group of homes. Many of the owners have commented on the very smooth operation..."

Leading manufacturers provide the superior parts for Har-Vey Hardware that insure this smooth performance and guarantee lifetime wear. And progressive engineering supplies the superior design that makes installation quick and easy, and assures trouble-free operation with no chance of disengagement.



CHAMPION  
QUALITY



SEND TODAY for folder showing varied uses  
& installation details of rolling doors,  
& full information on Har-Vey Hardware.  
Address: Hardware Division

**METAL PRODUCTS CORPORATION**

807 N. W. 20th St. Miami, Florida



Please send me your free folder on rolling doors & Har-Vey Hardware

NAME \_\_\_\_\_  
COMPANY \_\_\_\_\_  
STREET \_\_\_\_\_  
CITY \_\_\_\_\_ STATE \_\_\_\_\_

## STOP *that* WATER with FORMULA #640

A clear liquid sealer which penetrates deeply into masonry surfaces.

The hydrocarbon solvent in Formula No. 640 evaporates, leaving the pores filled with a balanced formula of seven different waxes and resins.

For complete specifications and a description of our other products—cement hardener, floor mastic, rubberized enamel, foundation coating, plaster bond, etc.—see our catalog in Sweet's Architectural File 9a/8 under "Waterproofing and Dampproofing."


WRITE OUR ENGINEERING DEPARTMENT for office test kit, technical data, or regarding any special problem

J. Wilbur Haynes, Engineer



**HAYNES PRODUCTS CO.**

4007 FARNAM STREET • OMAHA 3, NEBRASKA



## A practical grille for many purposes

Here is a Hendrick perforated metal grille particularly suitable for many types of installations. The size of the slotted openings,  $1\frac{3}{64}$ " x  $1\frac{1}{2}$ ", prevents even as small articles as pencils being dropped through the grille, yet there is 59% open area for the passage of air. These grilles can be furnished in aluminum, bronze, steel, or stainless steel.

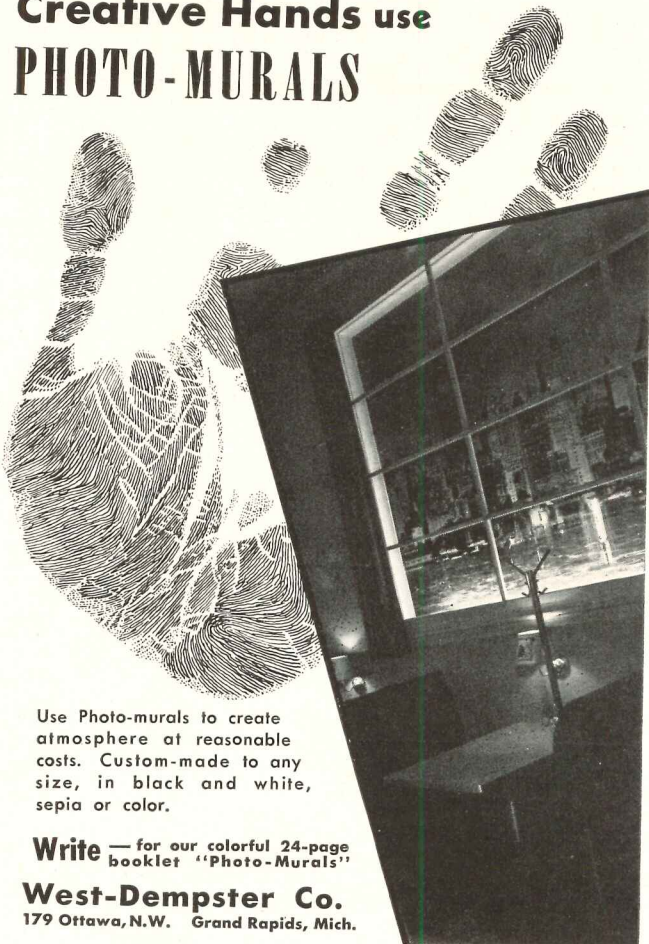
Hendrick makes perforated metal grilles in over a hundred other attractive designs. Write for detailed information.



Perforated Metals  
Perforated Metal Screens  
Architectural Grilles  
Mitco Open Steel Flooring,  
"Shur-Site" Treads and  
Armorgrids

**HENDRICK**  
*Manufacturing Company*  
38 DUNDAFF STREET, CARBONDALE, PA.  
Sales Offices in Principal Cities

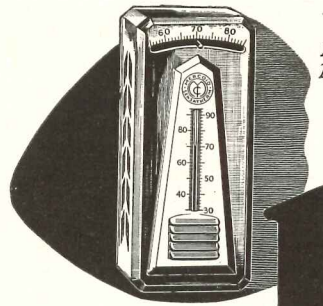
# Creative Hands use PHOTO-MURALS



Use Photo-murals to create atmosphere at reasonable costs. Custom-made to any size, in black and white, sepia or color.

Write — for our colorful 24-page booklet "Photo-Murals"

**West-Dempster Co.**  
179 Ottawa, N.W. Grand Rapids, Mich.



**MERCOID**  
AUTOMATIC CONTROLS  
*FOR THE HOME AND INDUSTRY*

# ST

IN... QUALITY  
ACCURACY  
DURABILITY  
PERFORMANCE  
DEPENDABILITY  
SAFETY FEATURES  
EASY INSTALLATION  
QUICK ADJUSTMENTS  
SIMPLIFIED WIRING  
UNFAILING SERVICE

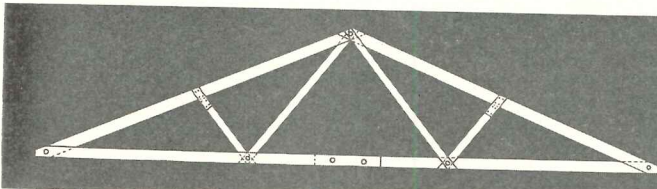


Complete catalog sent upon request

If you have a problem involving the automatic control of pressure, temperature, liquid level, mechanical operations, etc., it will pay you to consult Mercoid's engineering staff — always at your service.



THE MERCROID CORPORATION, 4201 BELMONT AVE., CHICAGO 41, ILL.



## TYPICAL DESIGNS FOR TECO TRUSSED RAFTERS

*Free to  
Architects  
and  
Engineers*


Over 32,000 housing units have been built with Teco trussed rafters and architects now have them specified for 7,000 other units—apartments, mass housing and individual homes . . . private, public and military.

By transferring the entire roof and ceiling load to outside walls, clear span Teco rafters eliminate the need for interior bearing walls, thus permitting complete flexibility of floor plans, both during construction and after completion.

Trussed rafters are the key to major savings in both materials and labor—and savings on wall and floor installations also result.

Extra strength and rigidity is insured with Teco Split Ring Connectors in the rafter joints with Tripl-L-Grip Framing Anchors to tie 'em down.

Mail the coupon today for complete, typical designs in spans up to 32'. See for yourself how Teco construction can save on materials and labor.



*Mail  
Coupon  
Today*

**Timber Engineering Co., 1319 18th St., N.W., Washington 6, D. C.**

Please send me typical Teco Trussed Rafters for a 20' to 32' span as checked:

- 4" in 12" roof slope.       6" in 12" roof slope  
 5" in 12" roof slope       7" in 12" roof slope

Name.....

Address.....

Check here for copy of "Modern Home Planning."

AR

**NOW** you can **SPECIFY** and **GET**

**IMMEDIATE  
DELIVERY**

ON THE POPULAR

**HAWS**  
**MODEL No. 7A**



**DRINKING FOUNTAIN**

For the complete line of highest quality  
Fountains, Electric Water Coolers, Faucets,  
Equipment, Filters and Accessories, check in  
Sweet's or write for complete HAWS catalog.


A REPUTATION FOR RELIABILITY SINCE 1909

**HAWS DRINKING FAUCET CO.**

1441 FOURTH STREET (Since 1909) BERKELEY 10, CALIFORNIA  
Agents and Sales Representatives in All Principal Cities

**FITZGIBBONS**

*"The best in steel boiler heat"*



A. S. M. E. code constructed

Hydrostatically tested

Hartford insurance inspected

S. B. I. code rated

Residential and commercial steel boilers  
in sizes from the small home to the  
largest structure.

Fitzgibbons Boiler Company, Inc. 101 PARK AVE. NEW YORK 17, N. Y.

**EMPLOYMENT OPPORTUNITIES AVAILABLE**

*Advertising rates on request*

**Positions Open**

**SPECIFICATIONS WRITER:** Engineer with degree in Architecture or Architectural Engineering preferred, but not mandatory. Capable of writing modern streamline type of specs with minimum of five years' experience in specs writing. Must be familiar with all types of building material and construction, capable of specifying materials and methods of installation from civil, structural, architectural, mechanical, and electrical engineering drawings: also outline, coordinate and dictate specs for complete turnkey jobs from sub-surface soil investigation, site preparation for complete plants. Must be familiar with and capable of correctly interpreting building code requirements and recognized standards. Write, giving full particulars, salary required and availability. Box 496, *Architectural Record*, 119 W. 40th St., New York 18.

**ARCHITECTURAL DRAFTSMEN:** Experienced men, many excellent openings in various parts of the country for experienced Draftsmen, Designers & Detailers. Top salaries. Write The Engineering Agency, Inc., Est. 1893, 53 W. Jackson Blvd., Chicago 4, Illinois.

**WANTED: STRUCTURAL ENGINEER & DRAFTSMAN:** Permanent position for right man. Work in Design Drafting, Specifications, and Job Supervision. Salary \$5,500.00 per annum. Send sample of structural drafting, recent photograph, education and experience, with three references, to Architect-Engineer, 614 Ardis Building, Shreveport, Louisiana.

**ARCHITECTURAL DRAFTSMEN:** Established office has immediate permanent position opportunity for experienced senior Architectural Draftsmen capable of preparing working drawings — Hospitals, Churches, Schools. State education, experience record, availability and salary. Personal interview preferred. JAMESON AND HARRISON, Madison Theater Building, Peoria, Illinois.


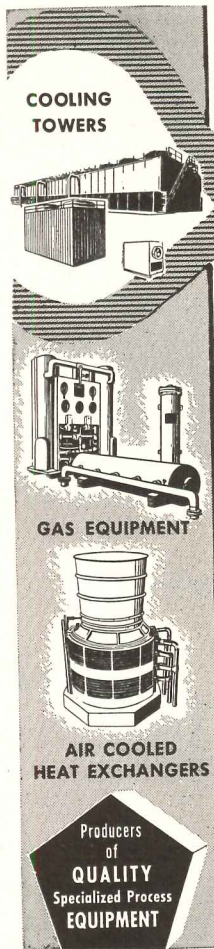
**WELL-ESTABLISHED SCHOOL** of Architecture in North Central state is in need of the following: Associate Professor to teach in the area of advanced design, history and interior design. Assistant Professor to teach in the area of design in color, delineation and graphics. The above positions require teaching experience and the degree of Master of Architecture; salary shall be commensurate with ability and experience and is higher than the average. Living quarters, while not guaranteed, are available. Box 497, *Architectural Record*, 119 W. 40th Street, New York 18.

**WANTED—SEVERAL ARCHITECTURAL DESIGNERS:** Including one thoroughly experienced and capable of heading design section. Work generally contemporary, diversified, located in several southern states. Salaries \$6,000.00 to \$10,000.00 per year. William G. Lyles, Bissett, Carlisle & Wolff, Architects-Engineers, 1321 Bull St., Columbia, S. C.

**Positions Sought**

**AVAILABLE AUGUST FIRST:** Owners representative or Architects Clerk of the Works. 15 years' experience as Architects Clerk of the Works, Owners Representative and as Chief Building Inspector for construction with the United States Government. Can also handle Project Engineers Position. Box 498, *Architectural Record*, 119 W. 40th St., New York 18.





**SAVE WATER!  
SATISFY CLIENTS!  
SPECIFY PRITCHARD!**

**Pritchard Cooling Towers are**

- Always manufactured of highest quality materials
- Adequately sized, thoroughly engineered
- Available in fireproof construction
- Adaptable to your specifications
- Available in any size for any capacity

**Write for FREE Bulletins**



District Offices: Chicago • Houston • New York  
Pittsburgh • Tulsa • St. Louis  
Representatives in Principal Cities

**EMPLOYMENT OPPORTUNITIES AVAILABLE**

*Advertising rates on request*


**ARCHITECTURAL DESIGNER:** Capable handling any jobs, large or small. First sketches to high grade completed working drawings and details. All classes buildings. Box 499, *Architectural Record*, 119 W. 40th St., New York 18.

**STRUCTURAL ENGINEER:** Now located Chicago, registered Indiana, Michigan, Iowa. Fourteen years' architectural and engineering experiences — power plants, commercial and industrial structures, offices, stores and homes. Wood-Steel-Concrete. Box 500, *Architectural Record*, 119 West 40th Street, New York 18.

**ARCHITECT:** Age 34, graduate of leading university; A.I.A. member; registered in Michigan. Experienced in all phases of office work and job supervision. Desires position leading to partnership or associateship. Write box 501, *Architectural Record*, 119 W. 40th St., New York 18.

**ARCHITECTURAL DRAFTSMAN-ENGINEER:** Registered architect in Illinois and Texas with long experience in churches, public, industrial, commercial bldgs., accomplished delineator, looking for position. Write J. M. C., Room 700, Merchandise Mart, Chicago, Illinois.

**ATTENTION ARCHITECT OFFICES:** in Southern Ohio & Northern Kentucky. Want to do Architectural Designing for you; Commercial, Residential, Churches, Hospitals. Box 502, *Architectural Record*, 119 W. 40th St., New York 18.



**Read how MOORE KEY CONTROL\* can save money and man-hours**

You owe it to your client to investigate this modern system of key control. It saves money year in and year out by eliminating expensive repairs and replacement of locks and keys. What's more, it guarantees security, convenience and privacy. No wonder more architects every year now specify Moore Key Control for use throughout schools, institutions, hospitals, hotels... in all factories and buildings where keys are used.

**\*TELKEE**  
\*TRADE MARKS ©

Mail Coupon today for Free Booklet

P. O. MOORE, INC., Dept. A-1  
300 Fourth Ave., New York 10, N. Y.  
Please send me special architect's manual for my A.I.A. file on MOORE KEY CONTROL.

Name.....  
Address.....  
City, State.....

**AKRON ELECTRIC RANGES AND OVENS ARE CUSTOM TAILORED TO ARCHITECTS' NEEDS**



Built-ins — special finishes — extra service facilities can be included in your kitchen planning using Akron Engineered Electric Ranges and Ovens.

Architects for the first time can economically overcome the limitations on kitchen planning imposed by standard equipment. The Akron Line offers a full custom service to architects adapting standard production models to meet individual kitchen needs in the finer home and large or small institution.

Akron Engineered Electric Ranges and Ovens are quality made with full automatic controls for convenient, economical electric cooking.

Write today for full details on Akron's custom service for architects or better still submit your sketch or specifications outlining your kitchen equipment needs.

**AKRON**

**ASSOCIATED PRODUCTS, INC.**


2nd National Bank Building  
AKRON, OHIO

20 S. Ontario Street  
TOLEDO, OHIO



# it's New... it's a Wurlitzer

the latest and finest  
in electronic organs



Series 25 Wurlitzer Electronic Organ.

Fresh from the hands of Wurlitzer craftsmen, this new Wurlitzer Series 25 represents a notable advance in electronic organs.

Fast but velvet-like action speaks and falls silent in split-second timing with the organist's fingers. No lag. No annoying "explosive" effect.


A finger-touch on pre-set pistons brings out dominant solo voices of new richness and beauty—each voice with its own perfect accompaniment. And the full majestic beauty of the organ ensemble is truly a triumph in electronics.

Designed by William Zaiser, the beautiful console is traditional in appearance and embodies arrangements and playing dimensions that rigidly conform to recommendations of the American Guild of Organists. And with all these advantages, the Series 25 is reasonably priced.

## WURLITZER

World's Largest Builder of Organs and Pianos  
Under One Name

THE RUDOLPH WURLITZER COMPANY, NORTH TONAWANDA, NEW YORK  
EXECUTIVE OFFICES, CHICAGO, ILLINOIS



you can  
see that

*Trinity White*


is the whitest  
white cement!

You'll get fine results with this extra white cement. It's true Portland Cement made to ASTM and Federal Specifications. If your dealer does not have it, write the office nearest you: Trinity Portland Cement Division, General Portland Cement Co., 111 West Monroe St., Chicago; Republic Bank Bldg., Dallas; 816 W. 5th St., Los Angeles.

as white  as snow

EFFICIENCY AT LOW COST!

*Combination*  
METAL WEATHERSTRIP  
SASH BALANCE




**ZEGERS** *Dura-seal*

Dura-seal is a *combination* of metal weatherstrips and sash balances...*in one unit!* Provides complete weather protection *plus* smooth, noiseless, finger-tip window operation. Eliminates paint-stuck windows.

Quickly and easily installed, Dura-seal is used with a stock plank frame and stock sash.

Plank frames permit use of narrow mullions and trim providing more glass area. Less expensive than weatherstripping combined with any other type of sash balances.



WRITE FOR INFORMATION

OR 

SECTION  
19b  
7

**ZEGERS INCORPORATED**  
8092 South Chicago Ave., Chicago 17, Ill.

# INDEX TO ADVERTISEMENTS

**MANUFACTURERS' PRE-FILED CATALOGS**  
 Symbols "a", "b", and "e" indicate that catalogs of firms so marked are available in Sweet's Files as follows:

a—Sweet's File, Architectural, 1950  
 b—Sweet's File for Builders, 1950  
 e—Sweet's File, Engineering, 1950

a Accurate Metal Weatherstrip Co., Inc.....	194	a Hall-Mack Company.....	158	ae Overly Manufacturing Co.....	173
abe Adam, Frank Electric Co.....	57	a Hart & Hegeman Division.....	7	ae Owens-Corning Fiberglas Corp.....	169
a Adams-Rite Mfg. Co.....	218	ae Hauserman, E. F. Co.....	75	Ozalid Division.....	152
a Adams & Westlake Company.....	35	a Haws Drinking Faucet Co.....	230		
Aerofin Corporation.....	197	a Haynes Products Co.....	228	Pass & Seymour, Inc.....	213
Air Devices, Inc.....	226	ab Heatilator, Inc.....	146	abe Pittsburgh Plate Glass Company.....	40-177
a Airtemp Division.....	217	ae Hendrick Manufacturing Co.....	228	a Portland Cement Association.....	175
Alan Wood Steel Co.....	174	Higgins, Incorporated.....	17	Powers Regulator Co.....	76-77
a Alberene Stone Corporation.....	25	Home Owners' Catalogs.....	209	a Pressteel Company.....	223
a Allegheny Ludlum Steel Corp.....	195	a Hood Rubber Co.....	166	e Pritchard, J. F. & Co.....	232
abe Allied Chemical & Dye Corp.....	78	a Hope's Windows Inc.....	70	ae Pyle-National Company.....	201
a Alumiline Corporation.....	217	a Horn Brothers Company.....	160		
a Aluminum Company of America.....	2-3	Hough Shade Corporation.....	18	Radio Corporation of America.....	196
abe Aluminum Window Manufacturers Assn.....	215	abe Hunter Fan & Ventilating Co., Inc.....	164	a Republic Steel Corporation.....	66-165
ae American Abrasive Metals Co.....	178			abe Revere Copper & Brass, Inc.....	161
American Hardware Corp.....	153	a Imperial Brass Mfg. Co.....	14	ae Reynolds Metals Company.....	79-176
ae American Structural Products Co.....	46	Infra Insulation, Inc.....	13	ae Richards-Wilcox Mfg. Co.....	172
a American Tile & Rubber Co.....	202	ae Inland Steel Company.....	181	ab Richmond Radiator Company.....	79
ae Armstrong Cork Company.....	67-68	ab Insulite Division.....	215	ae Ric-Wil Company.....	71
a Arrow-Hart & Hegeman Electric Co.....	7	Insulux Division.....	46	a Rixson, Oscar C. Co.....	208
Art Metal Company.....	23			Roberson, L. N. Co.....	223
Associated Products, Inc.....	232	a Jackson & Church Co.....	213	ae Robertson, H. H. Company.....	54
		ae Johns-Manville.....	50	a Roddis Plywood Corp.....	189
abe Barrett Division.....	78	ae Josam Manufacturing Co.....	211	ae Ruberoid Co.....	84
Bergen Cabinet Co.....	206				
a Bethlehem Steel Company.....	38	a Kayline Co.....	220	a Sarcotherm Controls, Inc.....	224
Books.....	220-231	a Kennedy, David E., Inc.....	183	a Scott Paper Company.....	157
a Brasco Manufacturing Co.....	65	Kennedy Valve Mfg. Co.....	210	ae Security Fire Door Co.....	225
ab Bruce, E. L. Co.....	49	Kent-Moore Organization.....	224	ae Sloan Valve Company.....	4th Cover
ab Bryant Heater Dept.....	159	a Kewaunee Mfg. Co.....	200	a Sloane-Blabon Corporation.....	1
Burnham Corporation.....	211	ab Kimberly-Clark Corp.....	145	a Smith, H. B. Co., Inc.....	20
ae Burt Mfg. Co.....	213	Kinetic Chemicals, Inc.....	60-61	a Stained Shingle & Shake Association.....	47
Byers, A. M. Company.....	4	ae Kinnear Manufacturing Co.....	184	Standard Electric Time Company.....	41
		ae Knight, Maurice A.....	30	a Stanley Works.....	80
ab Cabot, Samuel, Inc.....	170	ab Kwiksel Locks, Inc.....	8	ae Stemco Corporation.....	154
ae Carrier Corporation.....	58			abe Stran-Steel Division.....	63
Case, W. A. & Son Mfg.....	3rd Cover	a L.C.N. Closers, Inc.....	235		
ab Ceco Steel Products Corporation.....	51	Laboratory Furniture Co.....	21	ae Taylor, Halsey W. Co.....	222
abe Celotex Corporation.....	64	Laclede Steel Company.....	198	ab Thrush, H. A. & Company.....	74
a Chrysler Corporation.....	217	Lees, James & Sons Company.....	33	a Tile Council of America.....	45
abe Church, C. F. Mfg. Co.....	82	abe Libbey-Owens-Ford Glass Co.....	62	Timber Engineering Co.....	229
Cincinnati Time Recorder Co.....	22	Litecontrol Corporation.....	44	ae Timber Structures, Inc.....	226
a Congoleum-Nairn Inc.....	72-73	Lone Star Cement Corporation.....	217	Titus Manufacturing Corp.....	221
Corbin, P. & F. Division.....	153	Lorio Iron Works.....	222	ab Trade-Wind Motorfans, Inc.....	218
a Corning Glass Works.....	155	ab Louisville Cement Company.....	43	a Tremco Mfg. Co.....	226
b Crane Co.....	36	a Lucke, W. B., Inc.....	221	a Trinity Portland Cement Division.....	233
Crucible Steel Co. of America.....	83			ae Trumbull Electric Mfg. Co.....	193
ab Cuprinol Division.....	231	a Macomber, Incorporated.....	48	ae Truscon Steel Company.....	165
a Curtis Companies Service Bureau.....	203	ae Mahon, R. C. Company.....	29	a Tuttle & Bailey, Inc.....	39
a Cutler Mail Chute Co.....	223	Marlo Coil Company.....	188		
		a Masonite Corporation.....	19	Underwood Corporation.....	236
a Dalmo Continental, Inc.....	168	a Medart, Fred Products, Inc.....	37	Unistrut Products Company.....	167
Darworth, Incorporated.....	231	a Medusa Portland Cement Co.....	222	United States Air Conditioning Corp.....	182
a Day-Brite Lighting, Inc.....	81-199	ab Mengel Company.....	59	ab United States Plywood Corp.....	42-216
abe Detroit Steel Products Company.....	55-187	a Mercoild Corporation.....	229	ae United States Steel Corporation Subsidiaries.....	150-156
Dodge, F. W. Corporation.....	209	Merritt-Chapman & Scott Corp.....	212	a Universal Atlas Cement Company.....	156
Dravo Corporation.....	219	a Metal Products Corporation.....	228		
ae Du Pont, E. I. de Nemours & Co., Inc.....	214	Metalab Equipment Corp.....	204	Van-Packer Corporation.....	221
a Duriron Co., Inc.....	24	ae Mills Company.....	31		
		Minneapolis-Honeywell Regulator Co.....	27	ae Wakefield, F. W. Brass Company.....	225
Elevator Safety Corporation.....	207	ab Minnesota & Ontario Paper Co.....	215	ae Webster, Warren & Co.....	212
Employment Opportunities.....	230-232	ae Moeschel-Edwards Corrugating Co.....	180	West Dempster Company.....	229
		ae Moore, P. O., Inc.....	232	abe Westinghouse Electric Corporation.....	52-53-171
Faber, A. W.-Castell Pencil Co., Inc.....	215	Morrison Steel Products, Inc.....	227	a Worthington Pump & Machinery Corp.....	34
a Fedders-Quigan Corporation.....	179	ae Moulding, Thomas Flooring Co.....	219	a Wright Manufacturing Co.....	190
Federal Seaboard Terra Cotta Corp.....	6			Wurlitzer Rudolph Co.....	233
a Fitzgibbons Boiler Company.....	230	a Natcor Store Fronts.....	225		
Fletcher, Donald A.....	219	a National Gypsum Company.....	56	ae York Corporation.....	185
abe Flintkote Company.....	2nd Cover	National Tube Company.....	150	York-Shipley.....	191
abe Flynn, Michael Mfg. Co.....	163				
a Fallansbee Steel Corporation.....	192	a Onan, D. W. & Sons, Inc.....	216	ab Zegers, Incorporated.....	233
Frick Co.....	227	ae Otis Elevator Company.....	186	abe Zanolite Company.....	224
ab Frigidaire Division.....	69				
General Aniline & Film Corp.....	152				
a General Electric Co.—Wiring.....	32				
ab General Motors Co.....	69				
a General Portland Cement Co.....	233				
Globe Automatic Sprinkler Co.....	227				
ae Globe Hoist Company.....	214				
Glynn-Johnson Corporation.....	148				
a Goodrich, B. F. Co. Flooring Division.....	166				
Granite City Steel Co.....	162				
ab Grant Pulley & Hardware Co.....	211				
ae Grasselli Chemicals, Inc.....	214				
abe Great Lakes Steel Corporation.....	63				

NEW YORK—H. Judd Payne, Publishing Director; Robert F. Marshall, Business Manager; Tom Tredwell, Advertising Mgr.; Benton B. Orwig, Creative Service Manager; M. A. Murphy, Advertising Production Manager, 119 West 40th Street; BOSTON—Harry M. Horn, Jr., 855 Park Square Bldg.; CHICAGO—C. B. Riemersma, Robert T. Franden, John M. Cogan, 700 Merchandise Mart; CLEVELAND—John C. Jackson, David K. Bortz, 321 Hanna Bldg.; DALLAS—O. O. Paulsell, 412 Construction Bldg.; LOS ANGELES—Bob Wettstein, 672 South Lafayette Park Place; PHILADELPHIA—Tom Tredwell, 1321 Arch St.; PORTLAND—Bob Wettstein, 907 Terminal Sales Bldg.; SAN FRANCISCO—Bob Wettstein, 1003 TWA Bldg., 240 Stockton St.




Holabird & Root & Burgee, Architects

MODERN DOOR CONTROL BY *LCN* • CLOSER CONCEALED IN DOOR

STANDARD OIL COMPANY (INDIANA), ADMINISTRATION AND  
ENGINEERING BUILDING, WHITING, INDIANA, REFINERY

LCN CATALOG 11-E ON REQUEST OR SEE SWEET'S • LCN CLOSERS, INC., PRINCETON, ILLINOIS



REALIZATION OF A *Secretary's Dream*

**A beautiful new Underwood All Electric Typewriter!**

Flick the switch and you're ready to go . . . ready to run off the smoothest flow of words you've ever typed . . . and with greater speed, greater accuracy, less fatigue than ever before.

Your whole keyboard is electrically-operated . . . your line spacing, shifting, tabulating, back spacing and carriage return.

**And Now . . . ELECTRIC MARGINS** have been added to simplify your work even more. Set right from the keyboard, they save you tiring hand travel. They're fast . . . easy . . . positive! The Automatic Repeat Back-Spacer and Forward-Spacer do the trick.

**Also . . . NEW INTERNAL CUSHIONING** reduces fatigue and nerve strain to a minimum. It's so smooth, so restfully quiet, you can work more efficiently in relaxed comfort.

Yes, this Underwood All Electric *is* the realization of a secretary's dream . . . of everything a typewriter should be.

You'll love the new Electric Margins that set in a flash . . . and the Internal Cushioning that chases typing fatigue. And your boss will love the crisp, uniform work. Every letter . . . better!

Get a demonstration today . . . in *your* office on *your* work . . . and see *your* dream come true.

**Underwood Corporation**

Typewriters . . . Adding Machines . . . Accounting Machines  
Carbon Paper . . . Ribbons

One Park Avenue New York 16, N. Y.  
Underwood Limited, 135 Victoria St., Toronto 1, Canada  
Sales and Service Everywhere



© 1950

**UNDERWOOD** *All Electric* **TYPEWRITER**

*. . . Made by the Typewriter Leader of the World*