

ARCHITECTURAL RECORD



Copyright 1951 by F. W. DODGE CORPORATION, with all rights reserved • Publishing Director, Magazine Division, H. Judd Payne • Business Manager, Robert F. Marshall • **EDITORS:** Managing Editor, Emerson Goble; Senior Associate Editor, Frank G. Lopez, A.I.A.; Associate Editor, Florence A. van Wyck; Associate Editor (Engineering), Robert E. Fischer; Western Editor, Elisabeth Kendall Thompson; Assistant Editor, Herbert L. Smith, Jr., A.I.A.; Assistant Editor (News), Jeanne M. Davern; Contributing Editors, Ernest Mickel (Washington), Frederic A. Pawley, John Caulfield Smith, M.R.A.I.C. (Canada); Editorial Assistants, Dorothy C. Jackson, Jeanne G. Whitbeck • **DESIGN:** Consultant, M. Peter Piening; Director, Frances Torbert; Assistant, Elaine Sehnert; Drafting, Sigman-Ward • **CONSULTANTS:** Industry Relations Consultant, Thomas S. Holden; Statistical Consultant, Clyde Shute; Field Research Consultant, Clifford Dunnells, Jr.; Public Relations Consultant, Samuel C. Pace.

Architectural Record (combined with American Architect and Architecture) is published monthly by F. W. Dodge Corporation, 10 Ferry St., Concord, N. H., with Editorial and Executive Offices at 119 West 40th Street, New York, N. Y. Western Editorial Office, 2813 Channing Way, Berkeley, Calif. Thomas S. Holden, Pres.; Howard J. Barringer, Vice-Pres. and Treas.; Irving W. Hadsell, Vice-Pres.; Chauncey L. Williams, Vice-Pres.; Sanford D. Stockton, Jr., Secy.; Walter F. De Saix, Asst. Treas.; Edwin H. Freed, Asst. Treas.; Irving B. Satin, Asst. Treas. Member Audit Bureau of Circulation and Associated Business Papers Inc. Architectural Record is indexed in Reader's Guide, Art Index, Industrial Arts Index and Engineering Index. Subscription rates: United States and Possessions, Canada, Cuba, Mexico, Central and South America, and Spain, \$4.50 the year, \$7.50 for two years, \$9 for three years; elsewhere, \$6.50 the year, \$11.50 for two years, \$15 for three years. Single copy \$2. Circulation Manager: Marshall T. Ginn. Every effort will be made to return material submitted for possible publication (if accompanied by stamped, addressed envelope), but the editors and the corporation will not be responsible for loss or damage. Other Dodge Services: Real Estate Record & Builders' Guide, Sweet's Files, Home Owners' Catalog, Dodge Reports & Dodge Statistical Research Service.

THE RECORD REPORTS	11
News from Washington. By Ernest Mickel.....	17
News from Canada. By John Caulfield Smith.....	18
Construction Cost Indexes.....	28
REQUIRED READING	30
MILITARY STRUCTURES	
OUTLOOK FOR MILITARY CONSTRUCTION	107
By Frederick Gutheim	
NAVAL RESERVE TRAINING CENTERS	110
Page, Southerland & Page, Architects-Engineers	
ENGINEER BASE MAINTENANCE SHOP	112
Schenectady (N. Y.) General Depot. Antonin Raymond and L. L. Rado, Architect-Engineers	
HOUSING, NAVAL TESTING STATION	114
Inyokern, Calif. Kewell, Kocher & Benedict, Architects and Engineers	
HOUSING, TRAVIS AIR FORCE BASE	116
Fairfield, Solano County, California. W. D. Peugh, Architect. W. B. Glynn — A. J. Loubet, Associates	
ARMY FINANCE CENTER	118
Fort Benjamin Harrison, Indianapolis, Indiana. Harley, Ellington and Day, Architects and Engineers	
MILITARY INSTALLATIONS IN ALASKA	119
ENGINEER RESEARCH AND DEVELOPMENT LABORATORIES, FORT BELVOIR, VA.	122
Hugh Johnson Associates, Inc.	
MATHER AIR BASE	124
Sacramento, California. J. H. Gaylord, Architect. Ned H. Abrams, Associate	
ELECTRONICS ENGINEERING ASSOCIATES, LTD.	125
San Carlos, California. Francis Joseph McCarthy, Architect	
ARIZONA ARCHITECT DESIGNS HIS OWN HOME	130
Residence of Mr. and Mrs. Edward L. Varney, Phoenix, Arizona. Edward L. Varney Associates, Architects and Engineers	
HILLTOP RESIDENCE OF JAMES DINWIDDIE	134
Lafayette, California. John Ekin Dinwiddie, Architect	
NEW HOTEL FOR THE CARIBBEAN	138
Virgin Isle Hotel. Charlotte Amalie, St. Thomas, V. I. Harold Sterner, Architect	
BUILDING TYPES STUDY NO. 178	
SMALL OFFICE BUILDINGS	
INTRODUCTION	144
GARAGE REMODELED AS OFFICE BUILDING	145
221 South Church Street Building, Charlotte, N. C. A. G. O'Dell, Jr., and Associates, Architects and Engineers	
MULTI-PURPOSE BUILDING FOR RURAL COUNTY	148
Wake County Office Building, Raleigh, N. C. William Henley Dietrick, Architect	
INDIVIDUALIZED OFFICES, WITH PARKING	152
Security Life and Trust Building, Winston-Salem, N. C. Macklin and Stinson, Architects and Engineers	
OFFICE BUILDING FOR AN INSIDE LOT	156
Herold Building, Oklahoma City, Oklahoma. Vahlberg, Palmer & Vahlberg, Architects	
BIG BUSINESS MOVES TO THE COUNTRY	160
Pacific Headquarters for Insurance Company of North America, San José, Calif. Wurster, Bernadi and Emmons, Architects	
REMODELING SOLVES SPACE PROBLEM	164
Fidelity Investment Company Offices, Wichita, Kansas. Ramey, Himes & Buchner, Architects	
NEW VERSION OF AN OLD IDEA	166
Charles J. Schuh Office Building, St. Petersburg, Florida. William B. Harvard, Architect	
ARCHITECTURAL ENGINEERING	
TECHNICAL NEWS AND RESEARCH	
PARKING GARAGE: SERIES OF UNIT BUILDINGS	168
LIGHTING SYSTEMS SUIT TWO BUILDINGS	172
1. Tailored Designs for College Art Building. Worcester Art Institute, Appleton, Wisconsin	
2. Lighting Helps Convert Warehouse to Offices. Swarthout Company, Cleveland, Ohio	
LIGHT PRECAST JOISTS LOWER SCHOOL COSTS	174
PRODUCTS . . . For Better Building	177
LITERATURE FOR THE OFFICE	178
TIME-SAVER STANDARDS	181
Radiant Heating Systems for Houses — 4 & 5: Hot Water Systems. By William J. McGuinness	
INDEX TO ADVERTISING	6

INDEX TO ADVERTISING

MANUFACTURERS' PRE-FILED CATALOGS
 Symbols "a", "b", and "e" indicate that catalogs
 of firms so marked are available in Sweet's Files
 as follows:
 a—Sweet's File, Architectural, 1951
 b—Sweet's File for Builders, 1951
 e—Sweet's File, Engineering, 1951

abe Adam, Frank Electric Co.	95	Globe-Warnicks	47	ae Peelle Company	82
a Adams & Westlake Co.	8-9	Goodall Fabrics, Inc.	23	Perma Products Company	280
Aerofin Corporation	291	a Granco Steel Products Co.	212	ab Pittsburgh Plate Glass Company	52-285
Air Devices, Inc.	304	a Granite City Steel Co.	190	a Pittsburgh Reflector Company	267
Alan Wood Steel Company	198-264	a Great Lakes Carbon Corp.	190	Plastic Products Company	22
a Alberene Stone Corp. of Virginia	302	a Great Lakes Steel Corporation	279	Porter, H. K. Inc.	87
a Allegheny-Ludlum Steel Corp.	235	abe Grinnell Co., Inc.	219	ae Powder Power Tool Corp.	220
abe Allied Chemical & Dye Corp.	94	ae Grover Company	69	Powers Regulator Co.	19
a Alumiline Corporation	312	Guth, Edwin F. Company	262	Preferred Utilities Manufacturing Corporation	318
ab American Bilrite Corp.	250		93	ab Pryne & Co., Inc.	303
American Bleached Shellac Mfgs. Assn.	316	Haerte, W. J. & Co.	257		
ae American Blower Co.	38	a Haws Drinking Faucet Co.	314	a R. C. A. Rubber Co.	39
a American Brass Company	83	ab Heatilator, Inc.	293	RLM Standards Institute, Inc.	205
American Bridge Company	253	ae Hendrick Manufacturing Co.	294	Radio Corporation of America	236
American Hardware Corporation	33-36-44-45	a Hillary Sales Co.	294	Ready Power Co.	284
American Lead Pencil Company	296	a Hoffman Specialty Co.	207	Refinite Water Refining Equipment	268
American Radiator & Standard Sanitary Corp.	64-65	ab Homasote Company	29	a Republic Steel Corporation	229
abe American Structural Products Co.	249	a Hood Asphalt Tile	212	abe Revere Copper & Brass, Inc.	40
abe American Tile & Rubber Co.	250	a Horn, A. C. Company, Inc.	49	abe Reynolds Metals Company	195-309-322
ab Andersen Corporation	243	a Horn Brothers Company	204	ae Richards-Wilcox Mfg. Co.	210
a Anemost Corporation of America	7	ab Hunter Fan & Ventilating Co., Inc.	260	ae Richmond Fireproof Door Co.	82
Arabol Mfg. Co.	320			Richmond Radiator Company	195
Architectural Record	270-271	a Imperial Brass Manufacturing Co.	16	a Rixson, Oscar C. Company	230
abe Armstrong Cork Company	89-297	Infra Insulation, Inc.	15	Roberson, L. N. Co.	284
Art Metal Company	56	ae Inland Steel Company	224	ae Robertson, H. H. Co.	259
		ab Insulate Division	209	ab Roddis Plywood Corporation	272
		International Nickel Company, Inc.	72	ab Rolscreen Company	192
ae Barber-Colman Company	314			ae Ruberoid Co.	106
a Barclay Manufacturing Co., Inc.	46	a Jackson & Church Co.	306	Russell & Erwin Division	33-36
abe Barrett Division	94	Jenn-Air Products	298	ab Russell, F. C. Company	88
a Beckley-Cardy Co.	102	ae Johns-Manville	311		
Ball Electric Company	248	Johnson, S. T. Co.	290	a Sarco Company, Inc.	300
Benjamin Electric Mfg. Co.	187	ae Josam Manufacturing Co.	90-91	a Schieber Mfg. Co.	221
ae Bethlehem Steel Company	50-281			Scientific Apparatus Makers Assoc.	282
abe Bigelow Rugs & Carpets	274	Kaufmann & Fabry Co.	312	ab Servel, Inc.	100
abe Bilco Company	318	a Kayline Co.	256	ae Serviced Products Corp.	308
abe Blue Ridge Sales Division	261	ab Kaylo Division	231	Sjostrom, John E. Company	306
Books	276-302-321	a Kennecott Copper Corp.	57	ae Sloan Valve Company	4th Cover
a Bradley Washfountain Co.	254	ab Kentile, Inc.	63	Smith, Alexander & C. H. Masland	191
a Brasco Manufacturing Co.	213	Kewaunee Mfg. Co.	232	a Smith, H. B. Co., Inc.	262
a Brown Company	273	a Keystone Steel & Wire Company	103	a Speakman Company	251
ab Bruce, E. L. Co.	73	Kinetic Chemicals Divisions	84-85	ab Standard Dry Wall Products	247
a Bryant Electric Company	78	ae Kinnear Manufacturing Co.	186	a Standard Electric Time Co.	228
Burnham Corporation	312	Knapp Brothers Mfg. Co.	75	a Standard Electric Time Co.	228
ae Burt Mfg. Co.	200	Kahler Co.	286	abe Stran-Steel Division	219
a Byers, A. M. Company	4	ae Koppers Company, Inc.	201	Structural Clay Products Institute	71
		ab Kwikset Sales & Service Company	2nd Cover	Struthers-Wells	226
ae Carey, Philip Mfg. Company	54-55			Summerbell Roof Structures	306
ae Carrier Corporation	60	a LCN Closers, Inc.	255	ab Surface Combustion Corp.	237
Case, W. A. & Son Mfg. Co.	3rd Cover	LaSalle Products Inc.	266	Sweets Catalog Service	214-215
Cast Iron Soil Pipe Institute	92	ab Lawson, F. H. Co.	292	ae Sylvania Electric Products, Inc.	245
ab Ceco Steel Products Corporation	58-59	Lees, James & Sons Company	48		
abe Celotex Corporation	70	abe Libbey-Owens-Ford Glass Co.	96-261	ae Taylor, Halsey W. Co.	298
ae Certain-teed Corp.	43	Lincoln Electric Company	227	ab Thrush, H. A. & Company	287
a Chase Brass & Copper Co.	57	a Litecontrol Corporation	315	Timber Engineering Company	242
Chicago Hardware Foundry Co.	308	Lone Star Cement Company	314	a Titus Manufacturing Corp.	308
abe Church, C. F. Mfg. Co.	289	a Lorio Iron Works	298	Titusville Iron Works Co.	226
Cipco Corporation	240	ab Louisville Cement Company	199	Todd Shipyards Corp.	268
Combustion Equipment Division	268	ab Ludman Corporation	305	abe Trane Company	184-185
a Concrete Reinforcing Steel Institute	62			a Tremco Div.	292
a Congoleum-Nairn, Inc.	98-99	ae Macomber, Incorporated	42	a Trinity Mfg. Co.	182
Connor, W. B. Engineering Corp.	317	a Mahon, R. C. Company	31	Truck Mixer Manufacturers Bureau	206
Connors Steel Company	87	a Marble Institute of America	313	ae Trumbull Electric Mfg. Co.	263
a Consolidated Water Power & Paper Co.	66	a Marlok Electric Products	266	abe Truscon Steel Company	229
Corbin, P. & F. Division	44-45	a Marlo Cail Company	234	a Tuttle & Bailey, Inc.	79
b Crane Co.	217	a Marvin Mfg. Co.	282		
a Curtis Companies Service Bureau	77	a Mastic Tile Corporation of America	1	ab United States Plywood Corp.	86-208
a Cutler Mail Chute Co.	320	McKenna, Jay G., Inc.	310	United States Rubber Company	295
		McQuay, Inc.	10	ae United States Steel Corp. Subsidiaries	218-253
Di-Noc Company	318	a Medard, Fred Products, Inc.	189	Unistruct Products Company	37
Dodge, F. W. Corporation	214-215	a Mengel Company	223	a Universal Atlas Cement Company	218
a Douglas Fir Plywood Association	61	a Mercoid Corporation	292	a Universal Bleacher Company	278
a Dravo Corporation	179	a Metal Products Corporation	290	b Universal-Rundle Corporation	74
Du Pont, E. I. de Nemours & Co.	84-85	Midget-Louver, Inc.	286	a Upco Co.	290
ae Durisol, Inc.	286	ae Mills Company	225		
		a Minneapolis-Honeywell Regulator Co.	26-27	a Valley Metal Products Co.	193
Edwards Co.	68	ab Minnesota & Ontario Paper Co.	209	Van-Packer Corporation	238
a Electro Mfg. Corp.	307	ab Miracle Adhesives Corp.	194	Vulcan Radiator Company	280
a Ellison Bronze Co.	252	ae Mitchell Manufacturing Co.	233		
Employment Opportunities	288	ae Modine Manufacturing Co.	203	ae Wakefield, F. W. Brass Company	296
a Erie Enameling Co.	76	ae Monroe Company	296	Wallace, William Company	32
ae Executive Communication Systems	316	ae Moore, P. O. Inc.	302	a Wayne Iron Works	284
		ae Moultrie, Inc.	278	ae Webster, Warren & Co.	256
Faber, A. W. Castell Pencil Co., Inc.	264			Western Pine Association	300
Faber Eberhard	76	ae National Electric Products Corp.	304	b Westinghouse Electric Corp.—Better Homes Bureau	239
ae Facing Tile Institute	97	a National Gypsum Company	241	Westinghouse Electric Corp.—Lighting Division	41
a Fairbanks-Morse	319	abe National Steel Corporation	219	Westinghouse Electric Corp.—Refrig. Specialties Dept.	265
Farr Company	258	a Neo-Ray Products, Inc.	304	Weyerhaeuser Sales Company	104-105-222
ae Federal Cement Tile Company	21	a New Castle Products	24	Will-Burt Company	294
Federal Seaboard Terra Cotta Corp.	301	a Nova Sales Co.	29	ae Wing, L. J. Mfg. Co.	288
a Fenestra Building Products	211-275	ae Norton Company	266	a Wood Conversion Co.	67
a Fiske, J. W. Iron Works	300	Ohio Hydrate & Supply Co.	260	Wood Window Program	269
a Fitzgibbons Boiler Company	310	a Onan, D. W. & Sons, Inc.	258	a Wright Mfg. Co.	216
abe Flintkote Company	101	a Otis Elevator Company	180	Wurlitzer, Rudolph Co.	310
abe Flynn, Michael Manufacturing Co.	277	abe Owens-Illinois Glass Co.	231-249		
a Follansbee Steel Corporation	246	Ozalid Division	188	Yale & Towne Manufacturing Co.	2-3
Frick Co.	102			a Young Radiator Company	53
ab Frigidaire Division	299	a Parkay, Inc. (Wood-Mosaic)	202		
		a Paulding, John I., Inc.	320		
a Garden City Plating & Mfg. Co.	20				
ab Gate City Sash & Door Company	316				
General Aniline & Film Corp.	188				
ae General Electric Co., Air Conditioning	25-283				
ae General Electric Co., Apparatus	51				
ab General Electric Co., Home Bureau	80-81				
ae General Electric Co., Wiring	196-197				
ae General Motors	299				
a General Portland Cement Co.	182				
Globe Automatic Sprinkler Co.	244				

NEW YORK—H. Judd Payne, Publishing Director; Robert F. Marshall, Business Manager; Tom Tredwell, Advertising Mgr.; Benton B. Orwig, Creative Service Manager; M. A. Murphy, Advertising Production Manager, 119 West 40th Street; BOSTON—Harry M. Horn, Jr., 855 Park Square Bldg.; CHICAGO—C. B. Riemersma, Robert T. Franden, John M. Cogan, 700 Merchandise Mart; CLEVELAND—John C. Jackson, David K. Bartz, 321 Hanna Bldg.; DALLAS—Joe Sanders, 2909 Maple Ave.; DENVER—Allan Clevering, 1217 Welton St.; LOS ANGELES—Bob Wettstein, 672 South Lafayette Park Place; PHILADELPHIA—Tom Tredwell, 1321 Arch St.; PORTLAND—Bob Wettstein, 907 Terminal Sales Bldg.; SAN FRANCISCO—Bob Wettstein, Howard Bldg., 209 Post St.

THE RECORD REPORTS

BUILDING CONTROLS GET TOUGH AS DEFENSE HITS STRIDE

CMP Rules All Construction from October 1; Bleak Materials Outlook for 1951 Final Quarter Makes New Orders Stringent; "Self-Authorization" Provides Some Relief in Home Building

THE AUGUST 3 ACTIONS of the National Production Authority both tightened and relaxed controls on building, but the overall prospect was harsh. As the nation's defense program got into stride, NPA acted to regulate the use of the shrinking supplies of steel, copper and aluminum available for civilian uses and tied both commencement and continuation of construction to the availability and use of the controlled materials. Building that uses no steel, copper or aluminum, or uses less than specified amounts in any quarter, is now in effect free to go ahead — if it can find materials. But most builders outside the home building field will need NPA allotments.

The NPA's claimant agencies already have their fourth quarter allotments and will develop their own criteria for processing applications to them under CMP. NPA itself has announced criteria for processing the kinds of construction for which application is made directly to one of its divisions and has established four classes of priority: defense construction — steel, aluminum and aircraft expansion facilities construction; construction essential to public health,

safety or welfare and industrial construction and plant expansion which had been commenced before August 3 following issuance of certificates of necessity; construction required as a result of disaster or by community need and industrial construction and plant expansion commenced after August 3 following issuance of certificates of necessity; all other industrial construction.

NPA officials have repeatedly warned that fourth-quarter supplies of controlled materials will be so limited as to menace even such favored categories as industrial construction. As for general commercial construction, NPA Assistant General Counsel Richardson Bronson said last month that quantities of controlled materials available for allotment by NPA's Construction Controls Division in the fourth quarter are "hopelessly short" and "the number of new commercial construction projects that will receive authorized construction schedules and related allotments for fourth quarter will be few, if any."

Revocation of M-4, the original basic construction order, and issuance of M-4A set the stage for the new program. M-4A prohibits commencement of any

types of construction requiring more than two tons of carbon steel, 200 pounds of copper or copper-base alloy, or any quantities at all of aluminum, alloy steel or stainless steel without authorization and an allotment of materials from NPA or its appropriate claimant agency. One of the toughest provisions prohibits purchase of materials over and above specifically authorized amounts, once an allotment is given.

Direction 1 to CMP Regulation 6 sets up the self-authorization procedure, effective October 1, for projects where the total materials requirements do not exceed specified quantities listed in Schedule 1 — for industrial plants, 25 tons of steel, 2000 pounds of copper and 1000 pounds of aluminum; for residential structures of various types, up to three and a half tons of steel, 575 pounds of copper and no aluminum; for buildings in the old M-4 "amusement" category, none; for multi-unit residential structures, none; for all others, two tons of steel, 200 pounds of copper and no aluminum. All unrestricted construction under this schedule is denied structural steel, alloy steel and stainless steel and aluminum, except for relatively small quantities for industrial plants and some commercial projects.

(Continued on page 256)



MICHIGAN ARCHITECTS MEET

Board of Directors, Michigan Society of Architects, had a session during the annual summer meeting of the Society, held August 2-5 at the Grand Hotel, Mackinac Island. Left to right: Charles B. McGrew, Treasurer John O. Blair, Executive Secretary Talmadge C. Hughes, F.A.I.A., President Leo M. Bauer, Vice

President Adrian N. Langius, Conference Chairman Carl J. Rudine, Vice President James A. Spence, Alden B. Dow. Speaker, at end of table, is John N. Richards, Great Lakes regional director. A.I.A. President Glenn Stanton was main speaker at the meeting, which had an attendance of 199, representing the three A.I.A. chapters in Michigan and the Society

HHFA CONTRACTS WITH PRIVATE INDUSTRY FOR APARTMENT

Utmost Practicality, Freedom from Restrictive Practices, Characterize Mandate to Explore Materials, Equipment and Techniques; Aim Is Improved Multi-Story Housing at Reduced Cost

TOWARD THE END OF MAY this year Illinois Institute of Technology signed a contract with the Housing and Home Finance Agency which can result in the first substantial advances in apartment house design since the roaring Twenties. The work is to be carried out by the Department of Civil Engineering of Illinois Tech; and, under subcontract, by Howard T. Fisher & Associates. As reported in ARCHITECTURAL RECORD for August 1951 (page 13), Elmer I. Fieseneiser, associate professor of civil engineering, will direct the Institute's work. Robert L. Davison, research director of the Fisher organization, will be in charge of their share of the work.

For Lower Cost

The terms of the contract promise — indeed they *require* — tangible results. Furthermore, they provide freedom from the arbitrary limitations which have hampered previous investigations. Simply stated, the objective is to show that improved multi-story, multi-family buildings can be built at costs lower than those current. Both the mandates, improved quality and lower costs, are given due weight. An immediate objective is development of construction methods to cut costs by saving manpower and critical materials needed in the nation's defense program; attractive in today's situation, this is entirely compatible with the long-range purposes of finding means for architects and builders to produce more, better, and cheaper housing.

Industry Participation

The contract makes specific provisions for private industry to participate, by supplying technical and economic data on products and encouraging additional industrial research when necessary. New developments in construction methods, both industrial and commercial, are to be analyzed and evaluated and, if proved to contribute to the total objective,

are to be incorporated in the project. Recent design developments are to be similarly handled. Careful consideration of these provisions reveals an intent to utilize whatever the research group finds appropriate from manufacturers, from builders, and from the design professions.

Much stress is laid on practicality. No "advanced" product, construction method or design technique will be acceptable at face value; all claims must be substantiated to the research team's satisfaction.

One important industry contribution is already announced: Structural Clay Products Research Foundation, Inc., which has been most actively pursuing its own, parallel research program, is cooperating fully. Participation of other associations and individual firms is expected.

For a Specific Building

Practicality is also stressed by the requirement that the results of all research shall be keyed to the specific needs of the Chicago Housing Authority, which has proposed correlating the results into the design of a building or buildings for one of its developments. It is also required that the principles and practices evolved shall be *suited for construction generally by both private builders and other local housing authorities*. In other words, Illinois Tech and the Fisher organization are sticking their collective neck out twice. Not only must they produce results sufficiently practical to produce a building; they must also get results applicable in both public and private construction. Despite the short term of the initial contract — one year — and the small initial financial guarantee — \$50,000, with freedom to accept private grants of funds — the research organizations are confident of reaching their goals.

No Holds Barred

Every essential element of structure is to be investigated, from footings

through roof, and including stairwells, fenestration, etc. While there is to be no attempt to develop new materials (materials and ideas already extant are to be employed), the contract contains a direct statement to the effect that *present code requirements or other restrictive practices shall not be permitted to limit the investigation*. Sound engineering necessities, from the point of view of normal safety, are to be the structural criteria; an outdated, or over-cautious, or capricious code restriction cannot be applied.

In general, the objective in structural design is reduction of dead load, because, as every neophyte in this field knows, cost of construction can be measured almost as accurately in pounds avoirdupois as in money. Some ways of lightening the building are suggested in the contract as examples; for instance, use of bearing partitions rather than internal columns to support the structure; or a structural skeleton outside lightweight curtain walls, which also permits continuous interior surfaces.

In relation to building equipment, heating, ventilating, wiring, plumbing, elevators, kitchen equipment, incinerators, etc., are to be considered. Use, treatment and maintenance of the building, it is stated, likewise make it mandatory to take into consideration interior and exterior finishes, occupancy requirements, storage facilities, acoustics and other factors.

What About Space?

Although the contract thus spells out all the practical considerations of structure and equipment, of construction techniques and dollars involved, and although it does state specifically that maximum advantage should be taken of current knowledge in the use of space, there is nowhere in it a definition of or a suggestion as to avenues for exploring the kind, amount, or disposition of space. To an extent one can understand this omission. Preconceived notions, probably more dog-


BUILDING RESEARCH

gedly maintained than any comparable set of non-political ideas, exist about the nature of apartment space. The apartment house field has benefited only superficially from advances of the kind which characterize, for instance, modern school buildings. The reasons need no rehearsing; they have been accepted tacitly for years. More important than the reasons is the effect of such a standpat attitude. While materials and techniques in this field have stood still, costs have pyramided. To get rentable space — any kind of space — at some attainable rent — how much will the tenant pay? — has been the problem, and little by little the amount of space has dwindled. It is to be hoped that, as a means to attaining the total objective, better housing at lower cost, some of the savings anticipated from rationalizing structure and equipment can be put back into the building in the form of more and better organized space.

In connection with space and equipment studies for the apartment project it is anticipated that many of the modular principles developed by Konrad Wachsmann of the Department of Design of Illinois Institute of Technology (working on a \$25,000 grant from HHFA) will be applied.

If the amenities are to be improved, balance must be struck in other directions as well. As the mass of a building is lightened, noise becomes a design factor since lightness indicates higher noise transmission. Heat transmission, condensation, thermal expansion and contraction are other factors directly affected by choice of materials and techniques. Self-evidently, many of these are currently engaging the researchers' joint attention, along with such imponderables as privacy, efficiency of housekeeping, and the like.

ARCHITECTURAL RECORD has a deep interest in the apartment house segment of the building industry, and will report regularly the progress of this first comprehensive attack on its problems.



J. Alex Langley Photo

Lathrop Douglass was architect for the recently completed North Shore Mart, seven-acre suburban shopping center in Great Neck, L. I. Main unit is the first metropolitan New York suburban branch store of John Wanamaker. Other tenants include Miller's, F. W. Woolworth, Grand Union, Miles Shoes and Pennsylvania Drug Company. Sol G. Atlas is the owner. Landscape architect for the mart was W. Lee Moore

URGE PRIVATE OWNERSHIP AS POLICY IN AEC TOWNS

Self-Government Also Needed, Advisory Panel Reports; Basis Is Morale

PRIVATE OWNERSHIP of homes and business property and self-government have been recommended for the government towns of Oak Ridge, Tenn., and Richland, Wash.

The recommendations are contained in the report of the Panel on Community Operations appointed a year ago to advise the Atomic Energy Commission on community policy.

Improved "contentment and morale" of workers, "important factors in the successful achievement of the main AEC missions," are cited as a major reason for both private ownership and self-government. Such factors as possible economy for the federal government, saving of AEC executive effort for the main job and better relations with workers if the "company town" situation is ended also are noted as bases for the recommendations of the panel.

The report admits the existence of possible obstacles to such a program, and lists early fiscal difficulties and reluctance of present residents as chief among them. Cooperation of the residents is described as essential for success.

The AEC, which will get a separate

report on the third of its communities, Los Alamos, N. M., is already taking steps to aid Oak Ridge and Richland residents in their consideration of the report.

These moves are under way:

1. To aid residents in judging what action each would want to take on purchase of property, the Commission will secure and publish as quickly as possible competent appraisals of the fair market value of properties which the panel recommends be offered for sale to holders of priorities at fixed prices related to appraised values.

2. After time has been given for study of the appraisals and related facts, the Commission will evaluate the extent of interest on the part of residents in purchasing property under the terms and the prices resulting from the panel's recommendations.

3. To determine the likelihood of incorporation being sought and supported by residents, the Commission will develop a means of polling residents for their views regarding the incorporation measures proposed by the panel.

The AEC has emphasized that the reaction of the residents to the proposed plan will have "considerable bearing" on the Commission's specific action on the recommendations. AEC is prepared to support Federal legislation needed to achieve a workable plan desired by both residents and the Commission.

FIRST CONFERENCE ON PRESTRESSED CONCRETE BRINGS MORE THAN 600 TO SESSIONS AT M.I.T.


Present Method Accepted as Safe Economy in Steel and Dollars, But Need for Refinements Is Reiterated at Crowded Meeting

MORE THAN 600 REGISTRATIONS for the first U. S. Conference on Prestressed Concrete August 14-16 made it the biggest summer meeting ever sponsored by the Massachusetts Institute of Technology. The conference drew architects, engineers, builders and educators from all parts of this country, from Canada, Venezuela, Cuba and South Africa. Government and the military were well represented. Some advance indication of the extent and scope of interest in the subject had been given in the list of co-sponsors: American Concrete Institute, American Institute of Architects, American Railway Engineering Association, American Society of Civil Engineers, Associated General Contractors of America and Portland Cement Association.

Consensus of the participants in a crowded program of speeches, demonstrations and discussions was that prestressing can safely be used now; and this aspect of the discussions was bulwarked by descriptions of the applications successfully completed or under

way by a number of the speakers. These included Curzon Dobell, vice president of Preload Enterprises, Inc., New York City — tanks; J. G. Henderson, American Concrete Pipe Association, Chicago — pipes; S. S. Baxter, acting chief engineer and M. Barofsky, assistant chief engineer, Bureau of Engineering Surveys and Zoning, Department of Public Works, Philadelphia — Walnut Lane Bridge, Philadelphia; R. H. Bryan, Bryan and Dozier, consulting engineers, Nashville, Tenn. — supermarkets, stadium, several bridges; and P. Blair Jr., P. F. Blair & Sons Company, Tulsa, Okla. — school, commercial buildings.

There appeared to be no controversy on design theory, though there was general recognition that refinements will come. The special role during the present critical steel shortage of this method that is expected to save around 50 per cent of the steel required in ordinary concrete construction was recognized, and there was also testimony that the method can cut costs.



The Austin Company reported to the conference on tests on 40-ft prestressed concrete beams designed on the Freyssinet system. Collapse (above) came under a load (over 117,000 lb) nearly four times the design load; deflection at the break point was more than 4 in. Load was applied at two points by hydraulic jacks



WALLS ADDED IN ONE CORN PRODUCTS BUILDING

Two Years in "Wall-less" Plant Bring Only One Major Change: One of Ten Buildings Enclosed; Some Windbreakers Considered


THE "WALL-LESS" CONSTRUCTION of the famous Bluebonnet Plant of the Corn Products Refining Company at Corpus Christi, Tex. (ARCHITECTURAL RECORD, November 1949, pages 91-108) has stood the test of two years' operation with only one major change. The photographs show (left) the one building of ten which has required enclosure and

(below) the entire plant as it now is.

Elimination of walls wherever processing requirements made it possible was established in the basic design by the wish of the engineers and builders, The H. K. Ferguson Company, and the Corn Products Engineering Department to make the most of the warm Texas climate. Since this kind of plant had never before been operated in unenclosed buildings, the designers took the precaution of planning most buildings to accommodate walls if they later proved necessary.

The one building which has been enclosed is known as the Sugar House, and walls were added to give better temperature control for crystallization.

One other modification which was taken into consideration in the original design of the plant is being studied by the Corn Products Engineering Department. Shutter- or jalousie-type windbreakers may be added on some sections of north elevations of three buildings to give workers more protection from weather during the short "winter."



NEWS FROM WASHINGTON by Ernest Mickel

HHFA Explains CMP Role; Public Housing Feud Revived in Tilt Over June Starts; B.R.A.B. Work on DPA Furthers Both Design Standards and Materials Conservation; New Controversy Flares Over Size of VA's Hospital Program; HHFA Approves Model Code

THERE WAS ACTION last month on many things that had been hanging fire. Prime news, of course, was the issuance of the National Production Authority's new building regulations (see page 11). Fourth quarter allotments of critical materials were announced. The bitterly debated Defense Production Act became law — continuing existing economic authority of the government, with one or two slight additions and many restrictions (especially in the power of the Office of Price Stabilization to set price ceilings and of the Federal Reserve Board to control consumer credit). Control over materials was not affected.

Most cheering note of the month for the construction industry was the passage by the House of Representatives of the biggest (\$5.7 billion) construction authorization ever before Congress. The bill — presented by the military as the basic minimum for defense — got top priority when it went to the lagging Senate.

HHFA Explains CMP Role

The rash of explanations which came out in the general confusion that followed issuance of NPA's latest building orders included one from the Housing and Home Finance Agency.

HHFA is a claimant agency before the Defense Production Administration for materials going into housing construction. In this capacity it has the responsibility for administering the allotment of controlled materials assigned to it by DPA.

The new construction orders announced by NPA August 3 prohibit commencement or continuance of residential construction after September 30, unless the builder or owner receives an authorized construction schedule and a related allotment of controlled materials — steel, copper and aluminum — or unless the construction requires no more than the quantities of controlled materials obtainable by self-authorization.

This was explained by HHFA personnel, who said that in the interim

period, before September 30, builders can without special permission start or continue construction of one- to four-family houses if the quantity of controlled items (including Class A products) needed after September 30 to complete the project does not exceed the amounts obtainable under self-authorization.

"While there are no restrictions on the quantity of controlled materials which may be used prior to October 1 in one- to four-family homes, the use restrictions of M-4A are effective immediately," the agency stated. These include prohibitions against the use of any aluminum whatsoever, and against certain uses of copper set out in the orders.

Said HHFA:

During the interim period, builders of multi-unit residential structures need not obtain authorization to begin or continue construction already started if the total controlled material required

President Sets Policy of Dispersal for New Plants


All government departments and agencies have been ordered by President Truman to get behind the plant dispersal policy worked out by the National Security Resources Board, the Office of Defense Mobilization, and the Munitions Board.

The plan, intended as a protection for vital industrial plants in case of atomic attack, would require new plants to be located 10 to 20 miles from present facilities. There is no suggestion that present factories be moved.

The President ordered federal agencies to make "satisfactory standards of dispersal" part of the criteria for tax aid and materials allocation in new industrial construction and choosing sites for U. S. facilities.

for each structure does not exceed 25 tons of carbon steel and 2000 pounds of copper and copper-base alloys, and if no aluminum, alloy or stainless steel is required. As in the case of one- to four-family construction, the use restrictions of M-4A are effective immediately.

(Continued on page 18)



—Drawn for the RECORD by Alan Dunn

"But gosh, we just moved out here from the city to escape possible A-bomb destruction!"

THE RECORD REPORTS

WASHINGTON

(Continued from page 17)

Starting October 1, all residential construction must be specifically authorized, either by self-authorization as in the case of the smaller housing projects, or by authorized construction schedules and related allotments of materials, as in the case of all multi-unit structures, defined as those containing more than four family units.

N.A.H.B. Cries Socialism


A new contest in the old public housing feud developed with the announcement by the Bureau of Labor Statistics that of 130,000 new non-farm dwelling units started in June, 42,300 were of the public housing variety. This drew from the National Association of Home Builders their familiar cry that this evidence pointed toward a dangerous socialistic trend.

The following recapitulation of housing volume, first half of 1951 compared with first half of 1950, was given:

	Private	Public '51	Total '51	Total '50
January	82,200	3,700	85,900	78,700
February	76,500	4,100	80,600	82,900
March	90,100	3,700	93,800	117,300
April	84,500	3,500	88,000	133,400
May	93,800	3,200	97,000	149,100
Five Months	426,600	17,900	444,500	561,400
June	87,700	42,300	130,000	144,300
Six Months	514,300	60,200	574,500	705,700

The private builders indicated they looked upon the 42,300 figure for June with some doubt. This would be more than 10 times the number of public housing units started in any one month for a long period of time. The BLS had explained in its release on the subject that the total was large because it represented an effort on the part of local public housing authorities to firm up their programs before the end of the fiscal year on June 30. A heavy volume of public housing thus was represented. This did not mean that all of it would get under way immediately; on the contrary, BLS indicated that much of the start volume shown might not get going for many months. But home contractors took the view that this was a trick figure to put local housing authorities, and the whole public housing program, in the clear with as many "technical starts"

(Continued on page 20)



Gordon S. Adamson of Toronto was architect for this automobile sales and service building at North York, Ont. Showroom, repair shop and service station are provided in 24,000 sq ft of floor area. Construction is concrete block and long span steel joists, built-up roof, floors concrete slab on earth, sash aluminum and steel

NEWS FROM CANADA by John Caulfield Smith

CBC Opens Radio Center In Remodeled Ford Hotel

OPENING OF the Canadian Broadcasting Corporation's 12-story Radio-Canada Building, remodeled from the former Ford Hotel in Montreal, has given Canada its newest and largest radio center.

The 26 studios, the master control room and the recording room have been planned as an integrated system, with the master control room and recording room on the second floor at the hub of studio activities.

Each studio was suspended on springs or rubber within the framework of the walls. The inner studio walls, ceilings and floors are specially treated to preserve the required acoustics within the studios; and the outer walls are similarly treated to isolate the studio from outside noises. Within the studios themselves, all acoustic tile has a different treatment on its reverse side, so that by merely reversing a few tiles within the studio any one of a dozen acoustical results can be achieved. Acoustics of studios were tested during construction with specially modified radar equipment.

Eleven of the studios are on the second floor, six on the mezzanine and nine on the ground floor. In a five-story "television wing," three more studios are now being constructed for future TV programs.

The master control room, kept compact in design through use of small amplifiers and miniature tubes, carries a heavier program load than any other in

North America. It is designed to handle five transmitters, eight outgoing networks, seven incoming networks and the output from the building's 26 studios. Twenty-seven individual programs can be routed simultaneously.

To the left of the master control room is the completely soundproofed recording room, where 20,000 recordings of CBC programs for delayed broadcast are made annually. It can accommodate 12 disk recorders and eight tape recorders. Each recorder has its own control panel, clock and overhead speaker (isolated from other speakers by plastic partitions).

The Radio-Canada Building originates programs 18 hours a day; within Canada itself supplies almost 6000 hours of network broadcasting each year.

(Continued on page 248)




Aluminum Company of Canada, Ltd.

Main entrance of new Radio Canada Building has aluminum canopy and front



Commemorating our 60th Anniversary


THE POWERS REGULATOR COMPANY



New Factory and General Office Building: 3400 Oakton Street, Skokie, Illinois


World's Most Modern Factory Producing Automatic Temperature and Humidity Control

... to meet the greatly increased demand for POWERS products and to give you better controls, better deliveries and better values ... these advantages are possible with our large new plant and modern production facilities. With an enlarged engineering and production staff, plus 60 years experience in heating, ventilating, air conditioning and process control, we believe we can be of greater service than ever before to our many friends who have contributed to our success.



WILLIAM PENN POWERS

... with his invention of the first all pneumatic system of temperature control and gradual acting vapor disc thermostat made an invaluable contribution to the modern science of heating, air conditioning and industrial process control.



Offices in Over 50 Cities. See Your Phone Book.

Chicago 13, Ill., 3819 N. Ashland Avenue • New York 17, N. Y., 231 East 46th Street
Los Angeles 5, Cal., 1808 West 8th Street • Toronto, Ontario, 195 Spadina Avenue
Mexico, D. F., Apartado 63 Bis. • Honolulu 3, Hawaii, P. O. 2755-450 Piikoi at Kona

(a55)

THE RECORD REPORTS

WASHINGTON (Cont. from p. 18)

as possible before Congress took final action to emasculate the program. And Congress gave signs of such a trend.

The measure passed by the House earlier in the year, curtailing the fiscal 1952 program to 5000 public housing units instead of the 75,000 called for in the President's budget, was side-stepped in conference committee with conferees agreeing on the 50,000 figure adopted by the Senate. When the independent

offices appropriations bill, in which the public housing program was encompassed, came back to the House from conference, however, members refused to accept the 50,000 figure which in a sense ignored their important debate on the subject in April. The measure went back to conference with the instruction to House committee members that they insist on recognition of the House expression.

The home builders' argument against public housing in general centered on the fact that some 60,000 units to be under construction during the emergency period will drain off critical steel pipe, nails, copper wiring, reinforcing steel and other items. But the greatest fear was a substantial increase in tax subsidies for the local housing authorities; a move which the builders maintain could swamp private construction completely.

The N.A.H.B. criticism drew a quick rebuttal from the Public Housing Administration. This Housing and Home Finance Agency constituent claimed that opponents had sought to distort and exaggerate public housing volume. It claimed the facts to be these:

Public housing is not being built at any unauthorized rate or at an excessive rate. Up to the month of June it had been lagging seriously behind its scheduled rate and only in June was it finally able to come up to a reasonable proportion of total home building during the year.

Public housing starts for the first six months totalled 60,000 units, or about 10 per cent of total housing starts — the proportion contemplated under the Act of 1949. PHA also claimed that if Congress should approve the 50,000 starts for fiscal 1952, the volume still would fall far short of the much-talked-about 10 per cent ratio. Said PHA:

"The number of starts in June is not a monthly rate. . . . Neither does it change in any way either Presidential or Congressional limitations designed to limit the volume of public housing to a reasonable proportion of the total housing that can be permitted during the defense period." It was admitted that the extra heavy June showing was the result of special effort by local authorities to avoid being "frozen" by the limitations threatened in Congress for fiscal 1952.

"Private construction itself already has built considerably more housing this year than the 850,000 annual rate would call for," PHA observed. "It is absurd to talk about any threat to private industry which has already started more than half a million units in six months."

B.R.A.B. And Conservation

The effort of the Building Research Advisory Board on its work on building materials conservation among federal agencies, being done for the Defense Production Administration, is expected

(Continued on page 22)

20 MILES OF FIXTURES . . .

5050 Visualier series — 2 lamp rows — 4 ft. and 8 ft. — fluorescent or slimline — individual mounting or continuous runs.

In Only Six Months
*2,000 OVER SCHOOLROOMS
and many well-known offices have been improved by
GARC'S Visualier

*Based on shipping records for 6 months

The ONLY Lighting Fixtures With:

- ✓ 45° Shielding both ways
- ✓ 50-50 light distribution
- ✓ 77% lighting efficiency
- ✓ Softly illuminated side panels for low brightness contrast.
- ✓ All metal construction — no glass or plastic to break or warp.
- ✓ One-piece louver shield — hinged from either side or removable.
- ✓ Large louver cells easily cleaned from floor with brush or vacuum.
- ✓ Couple perfectly for continuous runs.

No other fixture exceeds by so much the A.I.A. and I.E.S. school lighting standards. Literature and E.T.L. data sent on request.

GARDEN CITY PLATING & MFG. CO.
1734 N. Ashland Ave. • Chicago 22, Ill.

PRESERVE TWENTY-TWO LIGHT WITH GARC'S FIFTY FIFTY LIGHT

"Everlastingly Yours" ..

FEDERAL CEMENT TILE COMPANY

Featherweight CONCRETE PRECAST ROOF & FLOOR SLABS • • • SALES OFFICES IN PRINCIPAL CITIES
 TELEPHONE MAJORITY 7-6395
 608 SOUTH DEARBORN STREET
 CHICAGO 5 • ILLINOIS

re: Roof Service at Lowest Overall Cost

The lasting strength of structural concrete is as essential in a roof deck as it is in the foundation of a building.

Here is a roof deck, lightweight and firesafe, that will endure for the life of the building - because nothing but structural concrete can wholly resist the ravages of time and weather, of steam, smoke, cinders, fumes, and the weakening effects of moisture inside or outside the building.

Federal-Featherweight Precast Roof Slabs are made of this structural concrete - cannot rot, rust or disintegrate. Maintenance is unheard of - there is no painting, no repairs nor replacements.

Truly, roof service at lowest overall cost!

"Everlastingly Yours"



CHANNEL ROOF DECK SLABS for use with composition covering. NAILING CONCRETE SLABS to hold securely, slate, tile, copper or other ornamental roof.

FEDERAL-Featherweight
PRECAST
STRUCTURAL
CONCRETE
ROOF SLABS

Northern Ordnance, Inc., Minneapolis, Minn., with nearly 310,000 sq. ft. of Federal-Featherweight Precast Concrete Roof Slabs. Archt. Klug & Smith, Milwaukee; Contr. Geo. F. Cook Construction Co., Minneapolis, Minn.

CATALOG ON REQUEST



ANY BUILDING — INDUSTRIAL OR INSTITUTIONAL — IS A BETTER BUILDING WITH A FEDERAL ROOF!

MADE, LAID AND GUARANTEED BY
FEDERAL CEMENT TILE COMPANY
 EXECUTIVE OFFICES: 608 SOUTH DEARBORN STREET • CHICAGO 5, ILL.
 FOR FORTY-FIVE YEARS SALES OFFICES IN PRINCIPAL CITIES

THE RECORD REPORTS

WASHINGTON (Cont. from p. 20)

to have far-reaching effects in the unification of standards of design and construction. Valuable information for architects should come out of the year's program.

B.R.A.B. is under a contract with the federal government to provide information—already being made available—on conservation methods being practiced by the federal agencies with sizeable construction programs. Many of

these practices are not now known generally and it is expected the reports and recommendations of B.R.A.B. will be used widely by the Defense Production Administration in its Conservation Division for establishing conservation policies made necessary by defense mobilization.

More simply stated, the overall purpose of the study is to provide for the construction of as many buildings as

possible within the limits of materials available.

James W. Follin heads up the DPA conservation subcommittee which has the direct responsibility for carrying out this undertaking. The group is composed of engineers, specification writers and other technicians from these agencies: Office of Defense Mobilization, DPA, National Production Authority (Facilities and Construction Bureau), Army Corps of Engineers, Navy Bureau of Yards and Docks, Air Force, Munitions Board, Veterans Administration, General Services Administration, Federal Security Agency, Housing and Home Finance Agency, and the National Bureau of Standards.

William H. Scheick, executive director of B.R.A.B., is a member of the subcommittee to provide liaison with the committee. The subcommittee already has identified and endorsed as sound engineering practice, four design standards (ARCHITECTURAL RECORD, August 1951, page 14).

As explained by B.R.A.B. itself, the research organization will make a study of technical information on existing practices, standards and regulations which provide reliable criteria for the evaluation of conservation measures in building design and construction. As the study progresses, the Board also will investigate proposed and alternative practices which are not in effect generally but appear to have potentials for conservation.

The study's second phase will embrace a review of practices in federal building construction, including military. This will be directed especially toward identifying conservation measures practiced by agencies of the government engaged in construction and to determine differences in the standards of the various agencies.

Mr. Scheick said both parties to the contract see possibilities in this work for long-term benefits to building construction through an organized study useful in the unification of building standards and regulations. The Board in its work will enlist the technical aid and advice of many persons representing the technical bodies that establish standards for the building industry. Task force advisors and advisory groups are being called on to consider data and information collected by the B.R.A.B. technical staff, to evaluate this information, and to make recommendations to the Board.

Four new technical men were added to the B.R.A.B. staff to handle the pro-

(Continued on page 24)

To be sure



SPECIFY

PLASTI-GLAZE GLAZING COMPOUNDS

PLASTOID PUTTIES

You avoid risk when you specify PLASTI-GLAZE or PLASTOID glazing materials. Their long-established, high reputation for superiority is based upon proof of their greater durability and ease of application in many of the nation's largest buildings.

WHATEVER THE APPLICATION—steel, aluminum, bronze or wood sash; glazed inside and outside—there is a PLASTOID or PLASTI-GLAZE material that you can specify with complete confidence. By far the strictest laboratory control in the industry is exerted in the development and manufacture of each product.

GOVERNMENT SPECIFICATIONS and the Standard Tests of the Aluminum Window Manufacturers' Association are met by these materials. ANY SPECIAL SPECIFICATION order can be developed in our own laboratory by graduate chemists and produced promptly from our stock of necessary ingredients.

SEE OUR CATALOG $\frac{7c}{PI}$ In SWEET'S 1951 FILE for details

PLASTOID

PLASTIC ROPE

The New and Better Way of Setting Coping Joints or any other joint that you want water-tight, permanently plastic, stainless and permanently secure. Heavy-bodied oils, pigments and asbestos fiber are formed on a cord into the Rope—easy to apply, fits all sizes and shapes of joints. No caulking or pointing required.



WRITE TODAY FOR FREE TESTING SAMPLE

Specification Products by

PLASTIC PRODUCTS COMPANY


General Office and Laboratory: 6453 GEORGIA AVE., DETROIT 11, MICH.
Factories: Detroit; Chicago; Jersey City;
Plastoid Products Co., Inc., New Orleans.

HERE'S WHY Interstate Life & Accident Insurance Company uses only GOODALL MOHAIR[†] CASEMENTS



*Interstate Life & Accident Insurance Company
Chattanooga, Tenn.*

TEMPERATURE CONTROL: Interstate's beautiful new home office in Chattanooga, Tenn., is a masterpiece of modern efficiency and equipment. Goodall Mohair Casements easily measure up to these high standards...play an important role in keeping the building's room temperature comfortable. For Goodall Casements are highly reflective...bounce back the sun's heat rays in summer...minimize chilling from icy windows in winter. Naturally, this eases the load on air-conditioning systems...helps keep non-air-conditioned rooms cooler in hot weather, warmer in cold weather.




Underwriting Department

NOISE CONTROL: Goodall Casements boost efficiency another way by lessening the din of office machines and voices. They actually absorb sound...are far superior acoustically to hard, flat surfaces.


LOW MAINTENANCE: Goodall Casements need less maintenance because dust virtually slides off their lustrous mohair surface. That means no frequent dusting, no hordes of cleaners, no expensive cleaning equipment. And since Goodall Casements won't sag or stretch and are put through multiple processes to minimize shrinkage, they can be washed!

LONGER WEAR: Thanks to their variable blend of mohair, cotton, and rayon...Goodall Casements are *Blended-to-Perform*...to give longer wear...to resist sun-fading and wrinkling.

Discover the advantages of Goodall Mohair Casements for your organization...invest now in lasting beauty and long-range economy.



Machine Accounting Office



Policy Issue Division




[†]A variable Blend of Mohair, Cotton and Rayon

© 1951, Goodall Fabrics, Inc. Subsidiary, Goodall-Sanford, Inc. (Sole Makers of World-Famous PALM BEACH* Cloth)

*Registered Trade Mark

GOODALL FABRICS, INC. • NEW YORK • BOSTON • CHICAGO • DETROIT • SAN FRANCISCO • LOS ANGELES



You can Build Faster . . . Sell Faster, too with "MODERNFOLD" Doors

You're looking into the living-bedroom combination of a home in Bucknell Manor, Fairfax County, Alexandria, Va. Clarence W. Gosnell, Inc., builder of 232 homes equipped with "Modernfold" doors, reports he was able to:

SELL FASTER because prospects liked the planned flexibility given them by one large "Modernfold" door. Folding it to the wall creates a massive 30-foot living room . . . unfolding it fully adds an extra bedroom. All this within a first floor area of *only 720 square feet!* Mr. Gosnell was able to:

BUILD FASTER because steel-framed, Vinyl-covered "Modernfold" doors are easy and economical to install. Far easier than a bearing partition; faster and no more expensive than conventional doors that require trimming, fitting, painting, and hardware. Mail the coupon for full details.



"MODERNFOLD" DOORS, in standard sizes, save more than 8 square feet of space that swinging doors waste. Virtually a must for compact apartment kitchens.

NEW CASTLE PRODUCTS
NEW CASTLE, INDIANA

Sold and Serviced Nationally

New Castle Products
P.O. Box 810
New Castle, Indiana

Gentlemen:

Please send me full details on "Modernfold" doors.

Name _____

Address _____

City _____ County _____ State _____

THE RECORD REPORTS

WASHINGTON

(Continued from page 22)

gram. Mr. Scheick has announced that he resigned his position at the University of Illinois to devote full time and energy to the direction of the entire B.R.A.B. effort; this and other research programs.

More VA Hospitals?

The controversy over the size of the Veterans Administration hospital building program refused to die. The House again passed a resolution directing that 14 new hospitals and 24 addition projects formerly stricken from the program by Presidential edict be constructed. But the House had done the same thing on the same subject in the previous session and the resolution had died in the Senate. The current attempt to force construction of the full program as originally authorized was expected to suffer the same fate. Even if Congress did give approval to the resolution, the President still could veto the measure in upholding his action a few years ago when he ordered VA not to build the additional bed space because of the shortage of doctors and other hospital personnel.

The August 1 summary of hospital building by the Veterans Administration indicates a total of \$1,044,278,931 available for construction of new hospitals in the entire undertaking. A footnote explains, however, that the President directed "a substantial reduction" in the program for the fiscal 1950 budget by cancellation and size reduction of authorized hospitals. His order to VA went out in January 1949.

The White House action met with expressions of protest from many sources and resulted, eventually, in a Senate subcommittee investigation of the matter. A report was filed from that probe citing the need for additional bed space, but the White House did not budge on its stand.

As of August 1, 1951, the VA had in operation 150 hospitals with a bed capacity of 115,683. Construction had been completed on 32 hospitals with 13,592 beds, and 28 more were in the process of construction, to furnish 17,254 additional beds when completed. The portion of the program stymied by the Presidential order would have pro-

In Canada: Modernfold Doors,
1460 Bishop Street, Montreal

the doors that fold
like an accordion

modernfold
DOORS

by NEW CASTLE

COPYRIGHTED NEW CASTLE PRODUCTS, 1951

vided an additional 16,000 beds, both through construction of new hospital facilities and additions to existing buildings.

There were also, on August 1, six hospitals on the drawing boards, four neuropsychiatric and two general medical. Together, these will provide around 5000 more beds.

When additions to existing hospitals are added in to the completed construction program, there are 71 projects finished with a stated bed capacity of 25,739. Thirty-one other additions are being constructed and seven are in the planning stage. This activity will add 18,446 and 5500 beds respectively.

As the building program continued, there were reports of high bed vacancies in the VA hospital system. The end of the 1951 fiscal year (June 30) saw 23,888 empty beds. The charge was made in some quarters that VA was caring for fewer patients despite the fact it had completed and opened 18 new hospitals in the 1951 fiscal period. The 18 new projects added 5745 beds to overall capacity.

HHFA Approves Model Code

While there was little publicly expressed opposition to the broadening of the Controlled Materials Plan, private industry sources were quick to strike against some developments in housing. The Housing and Home Finance Agency's research division announced approval of a proposed model emergency building code ordinance to permit local building officials to authorize use of alternate materials and techniques during the emergency when such materials are in short supply. In making the announcement, HHFA unfortunately selected as an example of how the substitution might work, the use of steel for copper in house electrical systems.


The National Electrical Contractors Association seized on this with the question, "How ridiculous can government get?" It followed up with a strong attack against this specific suggestion and in general against any research activity by government.

HHFA in turn followed its original announcement with another release accompanied by a note to editors explaining that the steel-for-copper-wire example was not a valid one. It appeared in the first press release through a failure of clearance procedure, the agency explained.


(Continued on page 27)



WATER COOLERS



BOTTLE AND PRESSURE TYPES



Install new General Electric Water Coolers for dependable, economical, sanitary drinking water. Choose from four pressure type sizes, including a water-cooled unit for installations where there is abnormal

dust or lint or where the air temperature is unusually high. The bottle type water cooler requires only a nearby electric outlet, thus offering the maximum flexibility in choice of location.

You can put your confidence in—

GENERAL  ELECTRIC



**General Electric Company, Section AR-11
Air Conditioning Department
Bloomfield, New Jersey**

Please send without obligation to me the fully illustrated book, "Water at Work."

NAME.....
 COMPANY.....
 ADDRESS.....
 CITY.....ZONE.....STATE.....



***What supoib taste! For help with
the temperature control they consulted Honeywell!***

We doubt that cartoonist Larry Reynolds' character, Butch, knows the difference between a stud and a joist.

But he certainly has one mighty sound idea.

Honeywell *can* help architects and their heating engineers provide the proper thermal environment for any client — anywhere — in any kind of structure. We have a lot of well informed control engineers — in our 91 different offices — who are experienced in doing just that. And we have a lot of literature that's yours for the asking — on

the automatic control of heating, ventilating and air conditioning.

So, why not *talk to Honeywell*? Why not *write to Honeywell* about *your* control problem? And why not do it *now*?

For information on how to solve heating control problems in hospitals, see the column across the page.



MINNEAPOLIS
Honeywell

First in Controls

THE RECORD REPORTS

WASHINGTON

(Continued from page 25)

Housing Administrator Raymond Foley was quoted by his press section as hailing the code document as "an outstanding example of voluntary cooperation between local and national officials to achieve a major contribution to the national defense program."

The Foley quotation continued: "While many existing codes provide the local building official with authority to approve alternate materials and methods under standards which will protect public health, safety, and welfare, a large number do not contain such authority, even for emergency administration in periods of shortages. This ordinance, a product of several months of work by local building officials and government people, is designed so that it can be adopted by any locality, with proper modifications to meet local requirements."

"During national emergencies certain critical materials are needed for defense purposes, which must get top priority. Thus, although they may be required by local building regulations, they may not be available. Yet certain construction and repair must go forward, and this emergency ordinance, when locally adapted, permits local building officials to approve the use of alternate materials and techniques when such an emergency arises and shortens the supply of required materials."

HHFA stressed that the ordinance was prepared only as a guide and suggestion to city councils, mayors, city managers and building officials of cities whose building codes do not permit authorization of alternate materials and methods in times of emergency. Cities wishing to take such action would have to adapt the ordinance to fit the relevant portions of state laws, municipal charters and local building codes.

HHFA's Acting Director of Research at the time, Joseph H. Orendorff, said this:

"Of course we can't predict exactly what the impact of a continued emergency will be on building materials and methods. If some shortages become as severe as they were in World War II, local building officials may find it desirable or necessary to authorize use, for

(Continued on page 222)

Personalized 8½" x 9" reproductions of Larry Reynolds' cartoon are available upon request.




What superb taste! For help with the temperature control they consulted (your firm name).

**For help with any control problem,
talk to Honeywell!**

Heating a hospital, for instance . . .

Here's an excellent way to help make sure the hospital you work on today will meet the needs of tomorrow: *Specify Honeywell Individual Room Temperature Control.*



The trend indicates it will soon be routine medical practice to give each patient the *exact* room temperature he needs to get well fastest. This means, of course, that Individual Room Temperature Control will soon be a "must" in the modern hospital—because no other system can compensate as well for varying effects of wind, sun, open windows and variations in internal load.

Thus, it's just sound planning to install Honeywell Individual Room Temperature Control when a hospital is being built. Doing it later, as a modernization project, is sure to cost your client more money.

For full facts about this remarkable system—and about the special Honeywell thermostat designed to meet a hospital's special needs—mail the coupon below today.

- Please send me complete details on Individual Room Temperature Control for hospitals.
- Please send me a personalized reproduction of the Reynolds cartoon.

Name _____ Firm Name _____

Address _____ City _____ Zone _____ State _____

Send this coupon today to Dept. AR-9-158, Minneapolis 8, Minnesota.

Honeywell

First in Controls

CONSTRUCTION COST INDEXES

Labor and Materials

United States average 1926-1929 = 100

Presented by Clyde Shute, manager, Statistical and Research Division, F. W. Dodge Corp., from data compiled by E. H. Boeckh & Assocs., Inc.

NEW YORK

ATLANTA

Period	Residential		Apts., Hotels Office Bldgs. Brick and Concr.	Commercial and Factory Bldgs. Brick and Concr.		Residential		Apts., Hotels Office Bldgs. Brick and Concr.	Commercial and Factory Bldgs. Brick and Steel	
	Brick	Frame		Brick and Steel	Brick	Frame	Brick and Concr.		Brick and Steel	
1925	121.5	122.8	111.4	113.3	110.3	86.4	85.0	88.6	92.5	83.4
1930	127.0	126.7	124.1	128.0	123.6	82.1	80.9	84.5	86.1	83.6
1935	93.8	91.3	104.7	108.5	105.5	72.3	67.9	84.0	87.1	85.1
1939	123.5	122.4	130.7	133.4	130.1	86.3	83.1	95.1	97.4	94.7
1940	126.3	125.1	132.2	135.1	131.4	91.0	89.0	96.9	98.5	97.5
1946	181.8	182.4	177.2	179.0	174.8	148.1	149.2	136.8	136.4	135.1
1947	219.3	222.0	207.6	207.5	203.8	180.4	184.0	158.1	157.1	158.0
1948	250.1	251.6	239.4	242.2	235.6	199.2	202.5	178.8	178.8	178.8
1949	243.7	240.8	242.8	246.4	240.0	189.3	189.9	180.6	180.8	177.5
1950	256.2	254.5	249.5	251.5	248.0	194.3	196.2	185.4	183.7	185.0
April 1951	273.5	271.7	262.7	263.8	262.3	212.8	214.4	203.0	201.6	202.7
May 1951	273.6	271.8	262.9	264.2	262.4	213.0	214.6	203.5	202.4	202.9
June 1951	272.9	270.9	264.6	266.3	262.9	212.3	213.9	204.4	203.2	204.6
June 1951	121.0	121.3	102.4	99.6	102.1	146.0	157.4	114.9	108.6	116.1

ST. LOUIS

SAN FRANCISCO

1925	118.6	118.4	116.3	118.1	114.4	91.0	86.5	99.5	102.1	98.0
1930	108.9	108.3	112.4	115.3	111.3	90.8	86.8	100.4	104.9	100.4
1935	95.1	90.1	104.1	108.3	105.4	89.5	84.5	96.4	103.7	99.7
1939	110.2	107.0	118.7	119.8	119.0	105.6	99.3	117.4	121.9	116.5
1940	112.6	110.1	119.3	120.3	119.4	106.4	101.2	116.3	120.1	115.5
1946	167.1	167.4	159.1	161.1	158.1	159.7	157.5	157.9	159.3	160.0
1947	202.4	203.8	183.9	184.2	184.0	193.1	191.6	183.7	186.8	186.9
1948	227.9	231.2	207.7	210.0	208.1	218.9	216.6	208.3	214.7	211.1
1949	221.4	220.7	212.8	215.7	213.6	213.0	207.1	214.0	219.8	216.1
1950	232.8	230.7	221.9	225.3	222.8	227.0	223.1	222.4	224.5	222.6
April 1951	250.7	247.9	236.4	236.7	235.9	242.9	238.7	237.2	240.8	241.1
May 1951	252.9	249.1	240.1	241.7	240.2	245.0	240.4	239.9	244.1	244.2
June 1951	252.1	248.0	240.4	242.4	240.2	245.7	241.5	240.5	244.2	244.5
June 1951	128.8	131.8	102.5	102.3	101.8	132.7	143.2	104.9	100.3	109.9

The index numbers shown are for combined material and labor costs. The indexes for each separate type of construction relate to the United States average for 1926-29 for that particular type — considered 100.

Cost comparisons, as percentage differences for any particular type of construction, are possible between localities, or periods of time within the same city, by dividing the difference between the two index numbers by one of them; i.e.:

index for city A = 110
 index for city B = 95
 (both indexes must be for the same type of construction).
 Then: costs in A are approximately 16 per cent higher than in B.

$$\frac{110-95}{95} = 0.158$$

Conversely: costs in B are approximately 14 per cent lower than in A.

$$\frac{110-95}{110} = 0.136$$

Cost comparisons cannot be made between different types of construction because the index numbers for each type relate to a different U. S. average for 1926-29.

Material prices and wage rates used in the current indexes make no allowance for payments in excess of published list prices, thus indexes reflect minimum costs and not necessarily actual costs.

These index numbers will appear regularly on this page.

TWO BUILDING DEVELOPMENTS



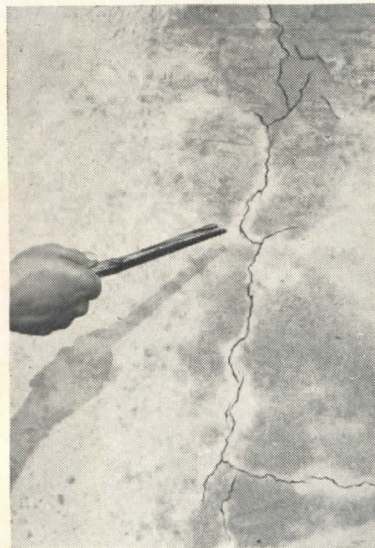
TWO DIFFERENT TYPES OF SLABS ON GRADE

Two very different results!

• This happened! On two adjacent real estate developments, concrete slabs were being poured in very hot weather. The two photos at the right tell the story of Development A. The photo below tells the story of Development B.

Six-man crews were used in both cases. On Development A the crew poured two slabs in a full working day. On Development B—four slabs *in half a day*. But that's not the whole story!

On Development B— where Nova-I.P.C methods were used



—the concrete developed no cracks or crazing such as in Development A. And when it rained the next day, the water stayed on top of the slabs.

It costs less to use Nova-I.P.C methods—than not to use them. There is only one water rise—which eliminates over-time. You use only bank-run sand and gravel under the slab—no membrane or washed gravel. And no paper covering for final curing! There will be no musty smell in any room or closet—the flooring and floor coverings will not rot out.

For slabs or dams, for cellars or pools, for any porous masonry surface—*wherever you want to keep water in or out*—there are fully tested Nova-I.P.C products and methods available.

We have the products, the know-how and the current case histories that will convince you. To get the full story, mail the coupon today!

NOVA SALES *Co.* TRENTON 3, N. J.

A wholly owned subsidiary of the Homasote Company, manufacturers of the oldest and strongest insulating-building board, Wood-textured and Striated panels.

Another group of **NOVASCO PRODUCTS**



NOVA SALES CO., Trenton 3, N. J.
Dept. 30

Send full details on NOVA-I.P.C Method of protecting buildings from the weather.


NAME.....

ADDRESS.....

CITY & ZONE..... STATE.....

My lumber dealer is.....

REQUIRED READING



Adlocutio scene from the Column of Trajan, Rome. 113–114 A.D.



Merging pendentives of brick in St. Menas' tomb, Maryut. 400–410 A.D. Photographs from Roman Sources of Christian Art



Northern nave arcade and north aisle from the east. Hagia Sophia

CHRISTIAN ART

Roman Sources of Christian Art. By Emerson H. Swift. Columbia University Press (2960 Broadway, New York 27, N. Y.), 1951. 8 $\frac{7}{8}$ by 12 in. 248 pp. + 48 pp. plates. \$10.00.

Emerson Swift's contention that Christian art had its origins in Pagan Rome is not new. To some it remains a valid idea, and certainly one to which careful attention might be given.

In introducing the book, Mr. Swift describes it as an outgrowth and development of three lectures previously given by him on Hagia Sophia — constituting an “outline of the facts and theories which pointed toward a specifically Western origin of the Byzantine style of building and of structural and aesthetic principles on which the latter seemed to rest.”

Of the four predominating views of the sources of Christian art (Graeco-Hellenistic, Oriental Hellenistic, Oriental Roman and Western Roman), Mr. Swift's identification with the latter is upheld for the main part, on the strength of architectural clues and indications. His chapters are devoted to such phases as “Central and Cruciform Churches,” “Arches, Vaults and Domes,” “The Dome on Pendentives,” “Spatial Concepts” — as well as “Christian Symbolism and the Narrative Style,” “Frontality and ‘Oriental’ Colorism,” etc.

Although we can see and often criticize the assimilative quality in Roman architecture that was subjected to Greek revivals, Mr. Swift still finds it “original and essentially creative.” (And the Maison Carée in Nîmes is surely one of the most graceful and successful examples of Roman eclecticism.) He puts forth further, “there existed throughout the artistic history of Rome a characteristic and independent will to form, sufficiently clear in its direction and powerful to impose Roman ideals, styles and methods on the great majority of artists within its direct sphere of influence.” These, then, are the assumptions which validate for the author the Roman stamp on Christian art from its earliest beginnings to the middle Byzantine.

Of considerable significance to Mr. Swift is the case for pendentives and their Roman development. For here he

finds strong supporting evidence for his thesis. He discusses the development from the hemispherical dome placed on cylindrical walls, to the lobed or paneled dome resting on supporting walls or arches, to the ribbed dome, to the dome placed on a square structure and supported by octagonal walls whose angles are closed with curved, triangular surfaces, or pendentives. Inspired by the near east and developed in the secular architecture of Rome, the pendentive was then taken to Constantinople, according to Swift, finally to come forth in the resplendent Hagia Sophia.

The “origin and development of the mediaeval Christian styles of architecture must be considered specifically Western,” says Swift, because of “plan and structure of the typical early Christian basilica, whose essential elements are drawn essentially from the characteristic forms of the earlier pagan basilica of established Western type, particularly as the latter was used in the secular style of Imperial Rome.”

Mr. Swift, at least, is not fiddling. He admits the existence of alternatives and works hard not to let them stand up. But like Vasari, he too could be wrong and perhaps a closer study of the thinking of the times — the spirit of the Byzantine age and its emerging Christianity would have revealed a different connection, or thrown a different light on other sources of, or reasons for, Christian art, which would de-emphasize the importance of Roman earmarks.

We know Constantine took the best artists with him when he left Rome. But look at the arch that honors him: there, surely, is “death and degradation” of the once great — in its own way — Roman art.

BRITISH ARCHITECTURE

The Buildings of England. Cornwall. By Nikolaus Pevsner. Penguin Books, Inc. (3300 Clipper Mill Rd., Baltimore, Md.), 1951. 7 $\frac{1}{8}$ by 4 $\frac{1}{2}$ in., 251 pp., illus. 85 cents.

The first of a series which will include all the counties of England, this book lists in alphabetical order the buildings of Cornwall. Its time span is all-inclusive, extending from prehistoric to mod-

(Continued on page 32)

Rolling Steel

DOORS


Manually, Mechanically, or Power Operated

Here again, in the illustration below, you see Rolling Steel Doors employed where no other type of door would serve the purpose . . . in six truck openings and one railroad opening in a combination inside rail and truck shipping platform arrangement in a new, modern foundry building. Rolling Steel Doors were selected because they occupy no usable space inside or outside the opening—and, because their quick-opening, quick-closing operation, by means of reliable power operators, offers many time-saving advantages. When you select a Rolling Steel Door, it will pay you to check the specifications carefully against the price tags . . . the Mahon curtain slat material is chemically cleaned, acid etched, and chromated to provide paint bond, and the protective coating of oven-baked enamel is applied prior to roll-forming. These are some of the extra value features of Mahon Rolling Steel Doors—you will find others. See Sweet's Files for complete information, or write for Catalog No. G-52.

T H E R . C . M A H O N C O M P A N Y

Detroit 34, Michigan • Chicago 4, Illinois • Representatives in all Principal Cities

Manufacturers of Rolling Steel Doors, Grilles, and Automatic Closing Underwriters' Labeled Rolling Steel Doors and Fire Shutters; Insulated Metal Walls; Steel Deck for Roofs, Partitions, Acoustical Ceilings, and Permanent Concrete Floor Forms.




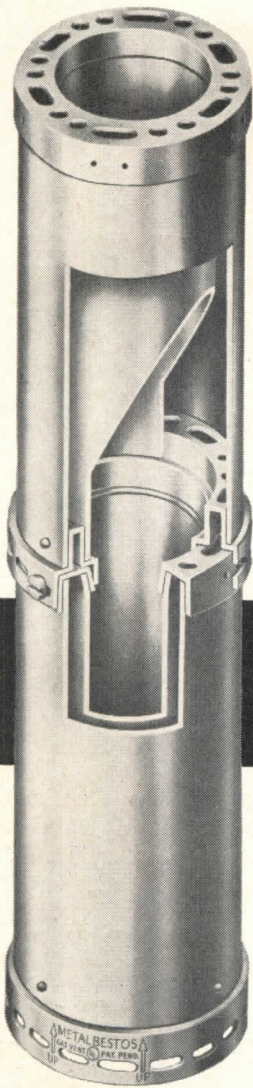
**MAHON STANDARD
POWER OPERATOR 920-P**



ROLLING STEEL DOORS, SHUTTERS AND GRILLES TO MEET EVERY REQUIREMENT

Six Mahon Power Operated Rolling Steel Doors 18' 7" x 14' installed in a new building designed and built by The Austin Company for the Albion Malleable Iron Works. Another Mahon Power Operated Door 17' x 22' was installed in a railroad opening in the same building.

MAHON



For
**DURABLE,
SAFE VENTING**
specify

QC METALBESTOS GAS VENT

Lasting Construction

Permanent protection against the corrosive action of flue gases, condensates and the weather is provided by QC Metalbestos. Deterioration due to corrosion and cracking is eliminated when you specify this sturdy, all-aluminum, double wall gas vent pipe.

Dependable Operation

Metalbestos' unique double wall construction and leak-proof joints give complete protection against fumes or fire hazards. The aluminum inner pipe heats up quickly for efficient venting while the built-in air space minimizes heat loss and insulates the outer pipe against excessive heat. Precision formed QC Couplers and adjustable fittings permit rapid assembly and assure trouble-free, efficient venting.

Independent laboratory tests prove that Metalbestos keeps surrounding walls cooler than any other Type B gas vent listed by Underwriters' Laboratories, Inc.

New Venting Manual Now Available!

Published in the interests of better venting, this booklet, "Venting of Gas Appliances", contains basic rules and other helpful data concerning correct venting practices. For your free copy, just write to Dept. L



METALBESTOS DIVISION
WILLIAM WALLACE COMPANY • BELMONT, CALIF.

REQUIRED READING

(Continued from page 30)

ern times; and its subject matter extensive, including detailed information on the architectural features of ecclesiastical, public, and domestic buildings.

The author, one of the editors of the *Architectural Review* and Slade Professor of Fine Art at Cambridge, has prefaced the book with an introduction which tells the architectural history of the county.

Additional features are a 64-page center section of photographs; a glossary; and indexes of plates, artists, and places. The book will be especially valuable for reference.

A Pocket Guide to Modern Buildings in London. Compiled by Ian McCallum. The Architectural Press (London), 1951. 5½ by 4½ in., 128 pp., illus. 3/6.

Unpretentious and primarily useful, this pocket-size volume is exactly what its title claims it to be, a guide to the modern buildings in London. The compiler has mapped a circle around London, with a radius of seven miles, and filled in the circumscribed area with topographical features, transportation lines, and letters to designate the buildings which are described individually in the pages following each quarter section of the map.

Each building featured is furnished an illustration, usually full page, and text which conforms to this outline: *general* (purpose and special points of interest), *planning, structure, finishes, and equipment*. Directions for reaching the site and transportation facilities are listed for each entry.

To further the usefulness of the volume, the compiler has supplemented the illustrated content, necessarily selective and but a cross-section of the subject with indexes which include a greater number of buildings and which are arranged according to architects, building types, and geographical location. He offers, too, an introduction to give "the barest outline of the contemporary architectural scene" and a classified bibliography.

Simple in arrangement and practical in purpose, the *Guide* is as well pleasantly varied—including, along with flats and offices, a gorilla house and a penguin pool.


(Reviews continued on page 266)

Small house

The best laid plans...

will be based on
copper tubes

Tomorrow, ANACONDA Copper Tubes will provide the ideal small house piping for every purpose— for water and heating lines . . . for radiant heating panels . . . for soil, waste and vent piping. No other piping material offers designer, builder and owner the combination of long life, economy and satisfaction.



Check these advantages of copper tubes for small house construction:

- ✓ *Ideal for prefabrication of lightweight assemblies and repetitive construction.*
- ✓ *Economical—solder-type fittings, long lengths and light weight cut installation costs.*
- ✓ *More permanent—copper piping can't rust; smooth bore reduces danger of clogging.*
- ✓ *Permit simplified design and construction—copper tubes and compact fittings can be installed in standard width partitions and in restricted spaces.*
- ✓ *Added value—copper piping indicates quality construction; makes owners proud; adds to sale value.*

For information on ANACONDA Copper Tubes for water lines and radiant panel heating, and on Type M Tubes for soil, waste and vent lines, write to The American Brass Company, Waterbury 20, Connecticut. In Canada: Anaconda American Brass Ltd., New Toronto, Ontario.

5105A

Nothing serves like

ANACONDA[®] COPPER TUBES

One of a series of papers prepared by leading authorities on air conditioning. The opinions and methods presented are those of the author and are not necessarily endorsed by the Du Pont Company. Reprints of this and other articles in the series may be had free upon request.

AIR CONDITIONING A MODERN PHARMACEUTICAL PLANT

by Guy B. Panero, Consulting Engineer, New York, N. Y.



GUY B. PANERO—Studied engineering at Brooklyn Polytechnic Institute and, post graduate, at Columbia University. Licensed since 1924, he now heads a large firm of consulting engineers and has designed many installations for leading pharmaceutical plants. These include

Phillips' Milk of Magnesia at Gulfport, Miss.; E. R. Squibb & Sons, Long Island City, N.Y.; and laboratories for Sterling-Winthrop Research Institute, Rensselaer, N.Y.; Johnson & Johnson Research Center, New Brunswick, N.J.; and various others. Mr. Panero also studied feasibility of underground plants for the War Department and recommended methods of air conditioning them.

Controlled air conditions have become an important tool in the pharmaceutical industry. As quality specifications for drugs and biologicals are gradually becoming more rigid, controlled air conditions are essential to help meet and even surpass these standards. However, the difficulty is that many of the chemical drugs and plant parts used are extremely hygroscopic and are therefore sensitive to prevailing moisture conditions. Precise engineering is required to achieve profitable operation.

TABLETS AND CAPSULES REQUIRE CONDITIONED AIR

In the manufacture of compressed tablets or pills, some moisture can be picked up (1) while the ingredients are screened or blended, and (2) during the actual compression process. Too high a humidity during manufacture will cause the slightly moist granules to stick to the dies, and since the dies and punches are made of highly polished tool steel, corrosion is promoted. Ideal conditions range from 35 per cent relative humidity at 80°F to 50 per cent relative humidity at 75°F. However, some substances may require not over 10 per cent relative humidity.

After the tablets are formed, they are given several coats of inert material, a sugar coating, and then they are polished to obtain a gloss. To retain this high gloss, air conditioning is necessary during both manufacture

and packaging. For such rooms, satisfactory conditions are 35 per cent relative humidity at 80°F.

Since a tableting department usually handles several different materials at the same time, although on different machines, each machine is provided with an individual dust collector. Sufficient filter capacity is installed in the central air collecting system to remove this dust, which may be toxic, before the air is returned as recirculated air. Many of the products handled are extremely valuable, and dust must be reclaimed where possible.

Capsules, which may be either soft shell, or the hard or slide types, are made of gelatin. If stored in too dry an atmosphere, the capsules will lose moisture and will become hard and brittle. Should the air be too moist, some of this dampness is absorbed, and the containers become too difficult to handle. In either case the capsules can be reclaimed by short storage under ideal air conditions. The best air conditions for filling and packaging capsules are 40 to 50 per cent relative humidity at 75°F.



Conditioned air is requisite as Arlen tablets are inspected in pharmaceutical plant.

FRESH AIR FOR ANIMAL ROOMS


Pharmaceutical plants maintain animal rooms that house small animals such as mice, rats and guinea pigs for testing and experimental work. These animals are sensitive to drafts and temperature differences and are susceptible to pneumonia. Good conditions result when the air is maintained at 40 to 50 per cent relative humidity and from 77° to 80°F. It is quite obvious that air from such rooms cannot be recirculated and that 100 per cent fresh air must be provided at all times.

AIR STERILIZATION OF MAJOR IMPORTANCE

In areas where aseptic or sterile conditions are required, as in the manufacture of sterile powders and solutions,

air conditioning must also include air purification and sterilization.

Since air-borne bacteria or spores are carried on dust particles, filters are used in the central duct to remove this means of bacteria travel. Two types of filters are used in the same duct. A throw-away or replaceable type of fibrous material removes the coarse particles from the air. An electrostatic filter, which is placed next in line, is designed to draw out the very fine foreign matter. The first type also serves as a safeguard, should the second filter fail to function.



Temperature and humidity are carefully controlled in filling and sealing parenteral medications in the Myerstown (Pa.) plant of Winthrop-Stearns, Inc.

As the air travels in the duct, it passes through rays of ultraviolet light from a battery of sterile lamps. In some designs, sterile lamps are also placed in the individual rooms, or in the exhaust air duct leading from certain hoods.

Sterile rooms should have a minimum of air turbulence. Air diffusers installed in these rooms are designed to supply air of even flow. Such rooms are kept under a slight positive pressure at all times to prevent dust entering from outside sources.

ZONING

In designing an air conditioning system, it is important to group similar activities so that, for example, the bacteriological division with its infectious air is placed in a separate zone. Some areas, including the office space, are normally occupied 8 hours a day; a few manufacturing operations are conducted on a 24-hour, 7-day-a-week schedule. Therefore, an economical arrangement is to have the continuous manufacturing areas served by a small zone system while the main air conditioning system supplies conditioned air to the offices and other plant areas.

PACKAGING OPERATIONS

While many products can be handled at 5 to 10 per cent relative humidity, excellent general conditions for most purposes are 30 per cent relative humidity at 75° to 80°F.

High-speed labeling and packing machines operate better when the labels and cartons are held in an air conditioned packaging room or stored in a controlled-humidity room prior to use. Paper and paper products pick up moisture from the surrounding air.

DESIGN DETAILS

To conserve the dry air produced for low humidity rooms when doors are opened, entrance should be through air locks or double doors. These doors should be large enough to permit a pallet or supply truck to pass through, and they should be spaced far enough apart to make it impossible for one truck to keep both doors open at the same time.

Where there is considerable difference between inside and outside conditions, a vapor seal or barrier is important in the outside wall. This stops the travel of moisture from the outside to the inner wall, and where inside humidity is in excess of 50 per cent, it prevents the passage of moisture from the inner wall to the outside. As a rule, high-humidity rooms are located away from the outside walls.

Duct design should take into account the value of access doors to permit cleaning in horizontal runs. Where air is supplied to areas having dusty operations, the return air should also be filtered.

A stand-by air conditioning unit is a necessity. Not only is it valuable as a safeguard should mechanical trouble develop, but also for use when additional capacity is required to meet peak conditions during unusual summer days.



As in many industrial plants, laboratories and offices—pharmaceutical and others—the matter of air conditioning ranks high in early plans. Prime requisite, of course, is safety of operation. Equipment selected must be of proved dependability. It must assure the required conditions day in and day out and provide them with maximum efficiency and at minimum cost.

For these reasons, architects and consulting engineers throughout the air conditioning and refrigeration industry heartily endorse and recommend systems that are charged with "Freon" safe refrigerants. These are compact, versatile, dependable and the "Freon" refrigerants they use are safe . . . nonflammable, nonexplosive, virtually nontoxic. Their purity and uniformity further guarantee satisfactory, trouble-free operation of the system. In addition, "Freon" refrigerants meet the demands of building codes everywhere. You can recommend "Freon"-charged equipment with full knowledge that your client will enthusiastically approve it. E. I. du Pont de Nemours & Co. (Inc.), "Kinetic" Chemicals Division, Wilmington 98, Del.



BETTER THINGS FOR BETTER LIVING . . . THROUGH CHEMISTRY


"FREON" SAFE REFRIGERANTS



"Freon" is Du Pont's registered trade-mark for its fluorinated hydrocarbon refrigerants

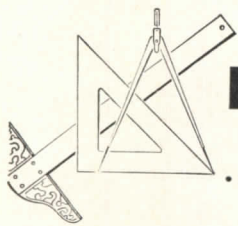


Handsome, knock-resistant maple Weldwood Plywood storage cabinets, in natural finish, add much to this room's attractiveness, yet achieve completely the functional end desired.



Open clothes closets lining both halls are of birch Weldwood, painted gray. This beautiful hardwood plywood is often given natural finish.

All architectural millwork is by Sanford Woodworking.



Planning a new school?

...or modernizing an old one?

Check these practical ideas from the new Greenville School in Scarsdale, N. Y.

Why are school architects making more and more use of Weldwood Plywood?

This Scarsdale school, designed by Moore & Hutchins, tells part, yet not all, of the story.

These architects selected Weldwood hardwoods for closets and cabinets. In this way, they created furniture which is "tops" in carefree service and also extremely attractive in appearance.

Built-ins are but one of the ways in which this genuine wood paneling is being used in school construction and remodeling.

With Weldwood, you can have classrooms, auditorium and corridors panelled in beautiful hardwoods at sur-

prisingly low cost. And, once installed, Weldwood walls require virtually no maintenance... no periodic re-decorating. Weldwood Plywood is guaranteed for the life of the building in which it is installed.

In new construction, Weldwood Plywood can be applied directly to the studding. For redecorating, the large panels go up fast and easily right over existing walls... even over cracked, unsightly plaster.

So, whether your plans deal with brand new schools or time-honored old ones, make sure that they call for a liberal use of Weldwood Plywood... the quality standard of the industry.



WELDWOOD Plywood

Manufactured and distributed by

UNITED STATES PLYWOOD CORPORATION New York 18, N. Y.

and **U. S.-MENGEL PLYWOODS, INC.**, Louisville 1, Ky.

Branches in Principal Cities • Distributing Units in Chief Trading Areas • Dealers Everywhere

OUTLOOK FOR MILITARY CONSTRUCTION

By Frederick Gutheim


Assistant to the Executive Director, American Institute of Architects

Our military installations now are located all over the earth. Their total volume, measured in dollars or physically, compares very favorably with other types of construction. In this vast field architectural and engineering design talents are sorely needed, and increasingly it has become military policy to employ private firms. Circumstances are such that nature of work varies widely; but all of it has great importance. Mr. Gutheim, ex-newspaper man, critic, author, and now a member of the national A.I.A. staff in Washington, D.C., interprets here the situation in regard to type, quantity and fees for military work. — THE EDITORS

THE five billion dollar military construction program Congress is about to approve and send to the President will probably be in operation before this month is out. Designed to put the currently authorized 3.5-million-man defense establishment on a permanent footing, the program aims to modernize domestic and overseas bases of the Army, Navy and Air Force, and to replace temporary facilities left over from the last war with permanent buildings and installations.

Much of the 1952 defense construction program will comprise heavy engineering works, but a sufficient volume of hospitals, schools, office buildings, family housing, and other similar work is included to make the program of major interest to the whole architectural profession. It is the largest single public building program since the war, and the forerunner of a continuing high level of military construction for some years to come. The utilization of architects and engineers in private practice by the defense services means that this work load will fall in large part upon private offices. More and more offices in the coming year will find a substantial part of their energies absorbed by such work.

In presenting the defense construction program to Congress, Deputy Secretary of Defense Robert A. Lovett explained that it reflected the essential elements of a \$12 billion program which the three defense departments had originally proposed. This program was reduced to \$6.5 billion before it was sent to Congress, and nearly \$2 billion more was lopped off by the legislators. In nearly all cases, the cuts were made on the ground that existing facilities would do for another year or two, or that the proposed facilities would not be immediately needed. Needs established by the defense departments, in short, have been deferred by departmental and Congressional action, not eliminated. They must be faced next year or the year following. There can be little doubt that so long as world conditions and national policies require a high level of military activity, a corresponding high level of





Kaufmann & Fabry Photo

Twin Towers Apartments, Chicago, contain 252 units for military and civilian headquarters personnel of Fifth Army Command; A. Epstein & Sons, Inc., Architects-Engineers. Built of reinforced concrete by the vacuum process, with individually controlled radiant heating in floor slabs, towers will have non-nickel bearing chrome steel spandrels on two facades, brick facing on others

military construction will be necessary. The huge construction program now being enacted is thus the beginning of more programs of the same sort. If world affairs grow worse, or defense technics change (a 150-Group Air Force is under consideration) the size of the programs may well increase.

Those acquainted with previous military construction programs will also note a few technicalities of importance. The work currently authorized is the first program offered Congress by the Department of Defense. While it reflects the needs of the constituent services, the imprint of the reviewing hand of the Defense Department is evident even if the primary factor of strategic planning is necessarily obscured. Defense Department review shows not merely in the cuts made in departmental requests, but in the appearance of some facilities — such as hospitals — designed for joint use by the services. The Defense Department's hand is also evident in the policy enunciated on welfare buildings and the decision to rely largely on the Wherry Act for housing. It is a dominant factor in the recommendation made by Mr. Lovett that Congress grant authority to the services to proceed with design work on projects it authorizes without waiting for separate action on appropriations. Defense Department viewpoints also underlie concurrent action

being taken on a related issue — the form of contract and schedule of fees to be employed by defense agencies in dealing with architects and engineers. Perhaps most important of all, the hand of the Defense Department is seen in the decision to abandon construction of "temporary" buildings, with their short life, high maintenance, and relatively high original costs, and to concentrate on permanent or semi-permanent structures.

To describe this vast, global, diversified program in brief compass, we can think of it in terms of the needs of the three defense establishments. The Army needs training facilities at home, permanent and enlarged ports of embarkation, and bases overseas. It has notably large needs in Alaska and in Okinawa. The Navy needs to put its shore establishments on a permanent basis, and it also has important requirements for bases. The Air Force, which commands by far the largest share of the program, is the newest and most needy service. It needs training facilities, bases and retooling to meet the new demands of jet planes. (Airport requirements, to illustrate, call for longer, wider and thicker runways — about a one-quarter increase over the standards now prevailing.) Divided in this fashion, the military construction program recommended by the House is approximately: for the Army, \$1.3 billion; for the Navy, \$0.8 billion; for the Air Force, \$3.5 billion.

We can also think of this program in terms of projects to be built in the United States, projects to be built outside the United States, and projects whose location is classified. Since about \$600 million worth of work is tabbed for overseas and about \$1.5 billion is classified, it is clear that while overseas work has reached unprecedented magnitude, the bulk of the program is to improve, enlarge and make permanent state-side installations. It is likewise clear that the radar screen, the location of interceptor airfields, possible installations for guided missiles and other military activities which should be kept secret comprise better than one-quarter of the entire program. This portion was considered most urgent by Congress, and it was cut least.

The detailed program, broken down by military, naval, and air installations, is too long to give here, but may be obtained from the Department of Defense. Some representative projects might be cited to show its character. In St. Louis, a \$22 million Army records center is authorized. Headquarters facilities for the Signal Corps in Fort Monmouth, New Jersey; the Eastern Chemical Depot at Edgewood, Md.; Aberdeen Proving Ground, Md.; and numerous other specialized service centers are major items of ten to twenty million dollars each. A large biological warfare installation at Frederick, Md. is scheduled for nearly \$30 million of improvements. But in addition to these large projects, most of which are designed to expand long-established centers for the armed services, a great volume of miscellaneous and detailed construction is provided. The range of building types includes troop housing, training facilities, storage facilities, utilities, bridges, laundries, dry cleaning plants, hangars, incinerators, meat cutting and storage plants, sewage disposal plants,

pipelines, docks, hospitals, schools, academic buildings, office buildings, medical centers, research facilities — and so on through nearly the entire catalog of structures. Forty-four states are represented on the list.

As might be supposed, warehouse and storage facilities occupy a large part of this program designed to equip the nation to meet future rather than present needs. Thirty-eight arsenals, depots, armories, test stations, proving grounds and the like are scheduled to receive added storage facilities.

Family housing for the military will be handled under the Wherry Act, beefed up with some new forms of aid to private builders. The need for action in this area was recently underlined by Senate investigators' reports of rent gouging and sub-standard housing conditions in the vicinity of nearly all growing defense centers. A summary report on the status of Wherry Act housing shows that about 30,000 units of badly needed housing to be provided under this bill are hanging fire — most of them, apparently, because of high site development costs. The entire Wherry Act program, in fact, has gone very slowly. Of more than 70,000 family dwellings authorized in the original (1949) act and its amendment, only 1201 are completed; 28,748 are under construction; and 39,123 units are in various pre-construction stages. Worst hit, it appears, is the Air Force to whom about 30,000 units of the total program were allocated, and whose housing needs are most serious of the three defense services.

Private architects and engineers who are relied upon to design most of the defense construction work now being authorized, will work chiefly with district and regional offices of the Army, Navy and Air Force. A policy of decentralization prevails now in almost all government construction programs, as a directory, Federal Agencies Contracting for Building Designs, recently published by the American Institute of Architects, makes clear. Responsible local officers or officials negotiate design contracts with architects and engineers and little is done in Washington except to review contracts to see that established policies are followed.

The standard design contract, in which fees were



calculated as a percentage of a lump sum, is now facing its first major change in a number of years. Defense officials are now proposing a form of contract in which the designer would be paid all his costs plus a so-called "profit" of ten per cent. In conferences last month with defense officials, this proposal has been protested by representatives of the American Institute of Architects, the American Society of Civil Engineers, and the National Society of Professional Engineers, as leading to bidding for design services in a form which would ultimately result in lower standards of professional work. The three societies stood instead for the principle of negotiated contracts with payment scheduled on the basis of a percentage of estimated project costs. Negotiations on the proposed new form of contract are still in progress, and at the present time it appears that both forms of contract may be in use.


Design work on the new program should commence as soon as the program has been authorized by Congress, if Mr. Lovett gets his way. Indeed, on some of the projects design work has been done or is under way. In a number of areas defense department policies might be formulated which will allow the professions of architecture and engineering to make their fullest contribution. Among these are policies to ensure that smaller firms are engaged to handle the smaller jobs which are clearly within their competence — jobs like a \$792,000 project at the Oceanographic Research Laboratory at Woods Hole, Mass. Pools of architects, or associations of firms to undertake defense work, if recognized by defense officials, would also help to spread the design work more widely through the profession in the interest of speedy execution, economy and efficiency. Policy on the handling of overseas work and Alaska work, now largely in the hands of a smaller number of firms, will also be of importance as this type of work is greatly increased in the present program. The number of questions of this sort might be expanded, right down to policy on \$10 millions worth of prefabricated structures authorized in the bill. But administrative officers, not Congress, must face them in carrying out our biggest peace time construction program.

Below, left, Composite Bachelor Housing, Service and Recreation Building in Alaska; John W. Maloney, Architect; L. E. Seeman, Col., C.E., District Engineer. Right, steel office build-


ings erected by Atomic Energy Commission in South Carolina; though not a military project, this part of the defense program has furnished work for several architect-engineer firms

Wide World Photo





AUSTIN, TEXAS



DALLAS, TEXAS




NAVAL RESERVE TRAINING CENTERS

Page, Southerland & Page, Architects-Engineers


THE MILITARY construction program now getting into full swing has grown from the more limited scope of early post-World War II years. The three naval armories, or training centers, in Texas, shown here, were designed and built under direction of the Bureau of Yards and Docks and of the Public Works Officer, Eighth Naval District, to provide continuous training for officers and men of the Naval Reserve. Intended for night classes in Navy trades and professions — ship fitters, electricians and electronics mates, storekeepers, yeomen, radio and radar men, hospital men, ships' cooks, etc. —



each building was required to utilize surplus metal Butler buildings grouped behind a "head-house" of frame construction with stucco exterior. Construction is semi-permanent. The designers tried to make these three examples as attractive as possible; the inactive reservists using them were volunteers; some social occasions were expected, so there are included lounges, ladies' powder rooms, a small galley for refreshments. The Austin center (photos below, plan at right) was designed for 650 men, 100 officers. The others, at Dallas and Fort Worth, are comparable in size.

Studman Photos



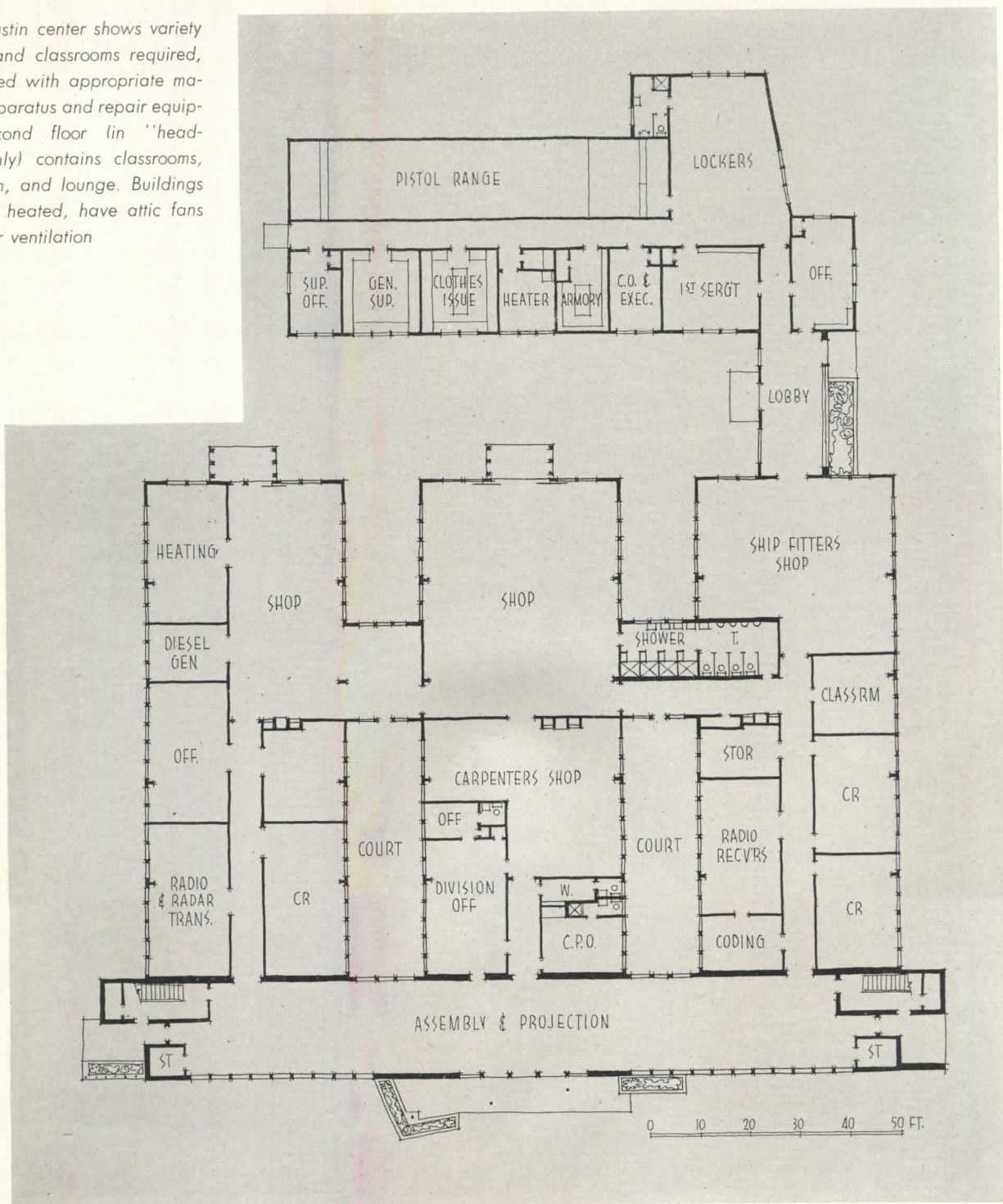
Ellison Photo







FORT WORTH, TEXAS

Plan of Austin center shows variety of shops and classrooms required, all furnished with appropriate machines, apparatus and repair equipment. Second floor (in "head-house" only) contains classrooms, ward room, and lounge. Buildings are steam heated, have attic fans for summer ventilation





Naval Reserve Training Centers: left, above, Dallas; below, Fort Worth; immediately above, machine shop interior

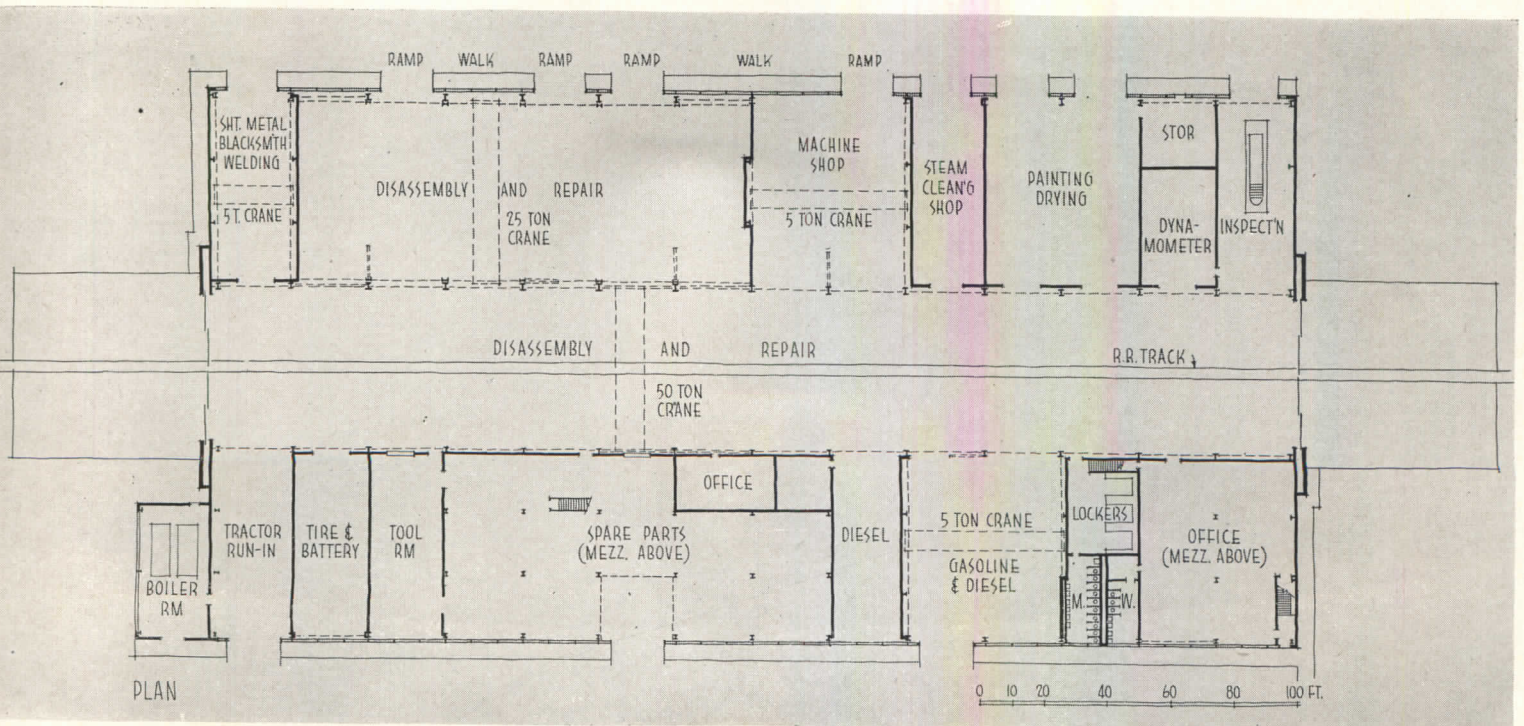
W. D. Smith Photos



ENGINEER BASE MAINTENANCE SHOP

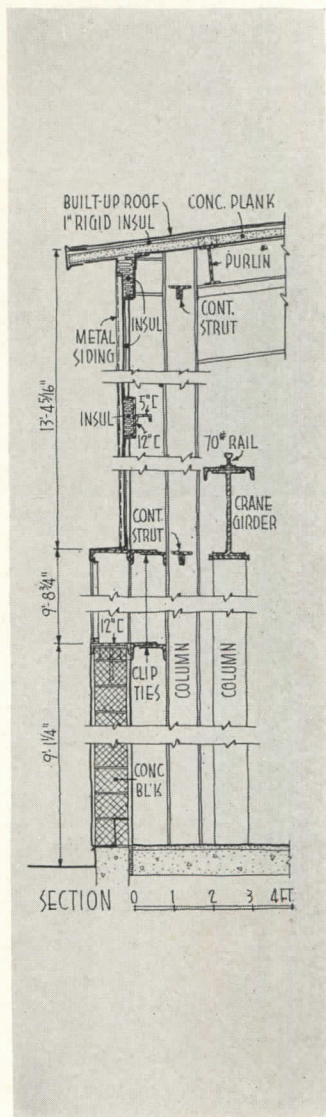
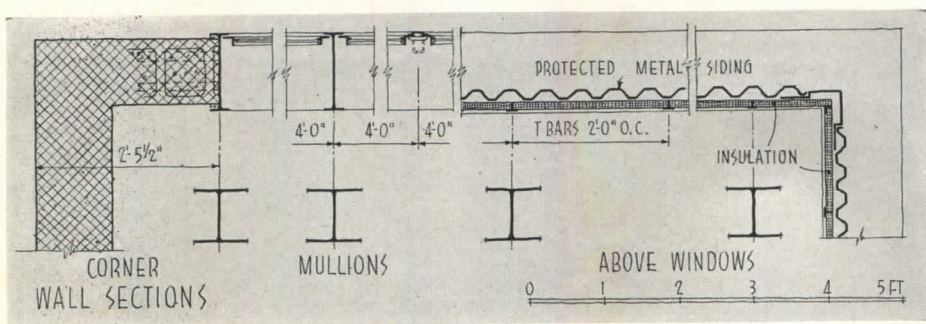
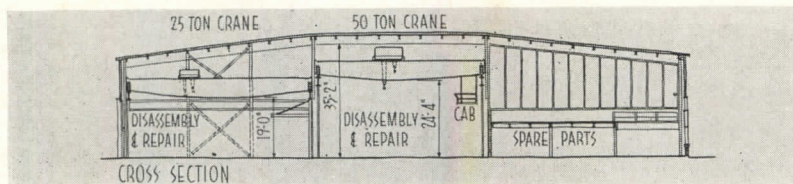
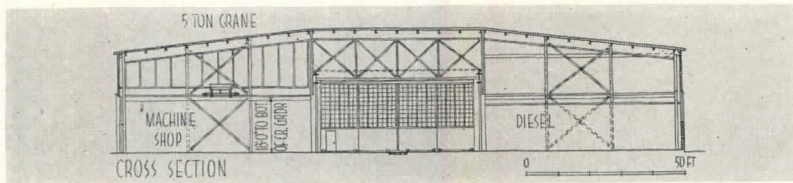
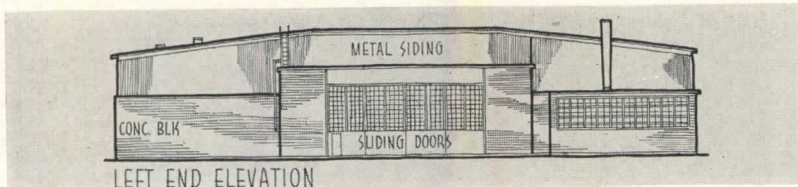
SCHENECTADY (N. Y.) GENERAL DEPOT

Antonin Raymond and L. L. Rado, Architect-Engineers



This structure is intended for the maintenance of heavy military equipment. The flow of work, following a prescribed pattern, required a number of cranes of different capacities; some to run parallel, others at right angles. This difficult structural requirement and the complicated mechanical problems necessitated complete coordination of the architectural, structural and mechanical elements and painstaking engineering. The building is a straight-

forward concrete block and protected metal structure—the simplest shell that could be designed to enclose the process. The walls by-pass the structure and the crane rail supports are independent of the building structure. Roof over center bay is flat to simplify the structural steel connections—another example typical of the design approach. Project will be built under direction of the Corps of Engineers, New York District

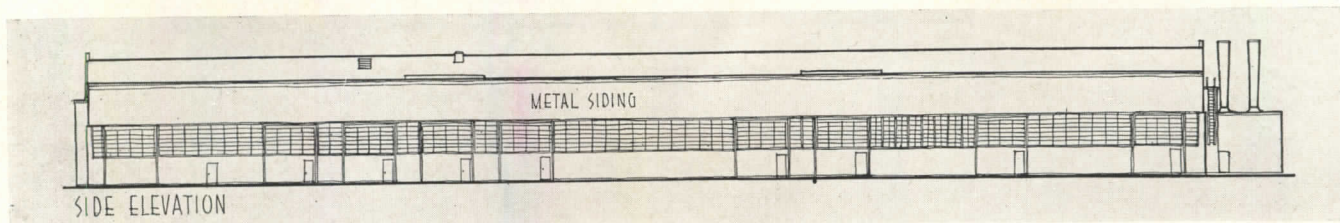



George E. Hartman, Col., Q.M.C., Commanding Officer

Alfred H. Davidson, Jr., Col., C.E., District Engineer

Charles K. Panish, Chief, Engineering Division

Stanley S. Haendel, Chief, Design Division

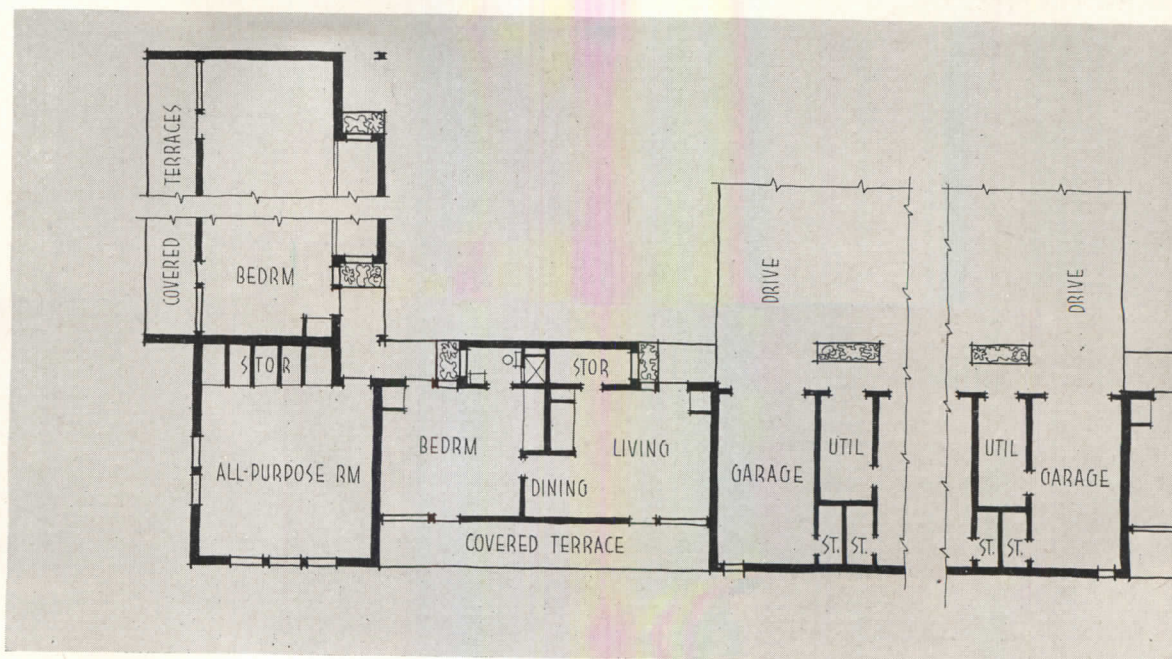


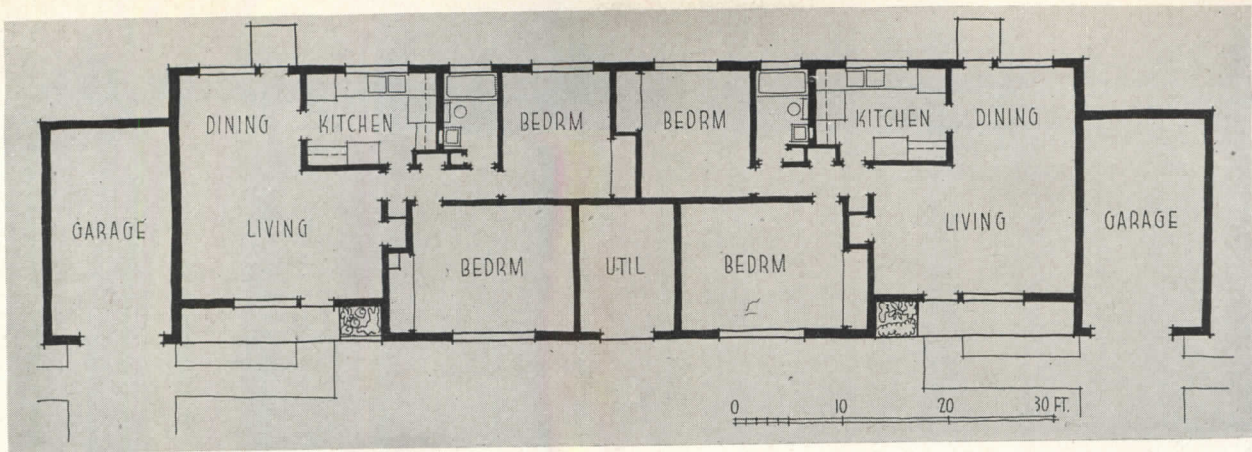


HOUSING, NAVAL TESTING STATION

INYOKERN, CALIFORNIA

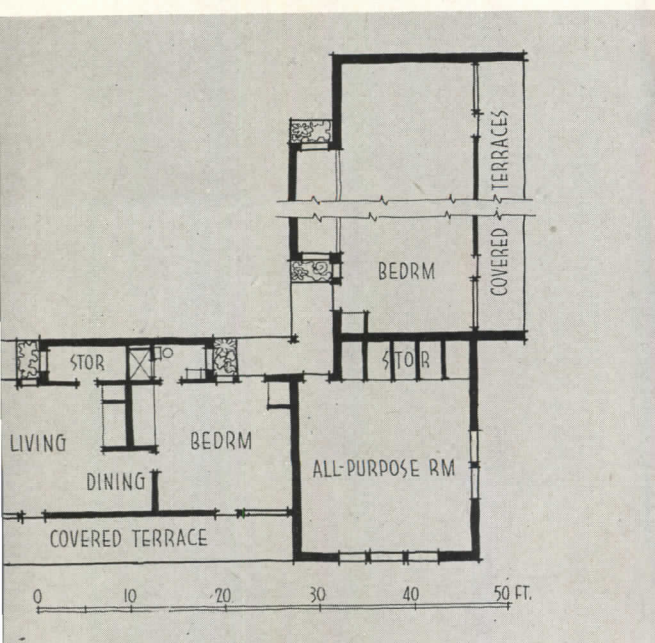
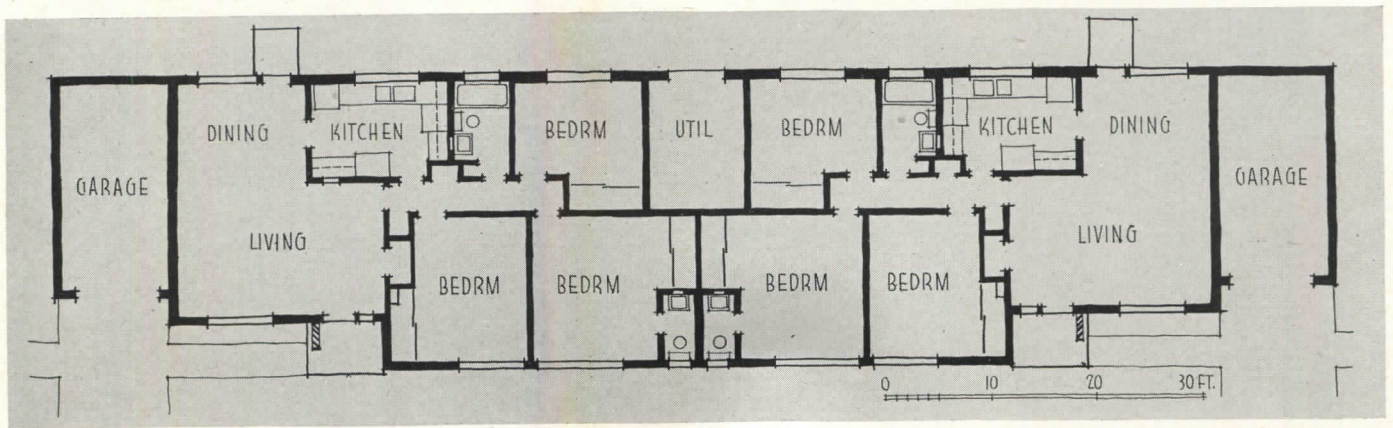

Kewell, Kocher & Benedict, Architects and Engineers







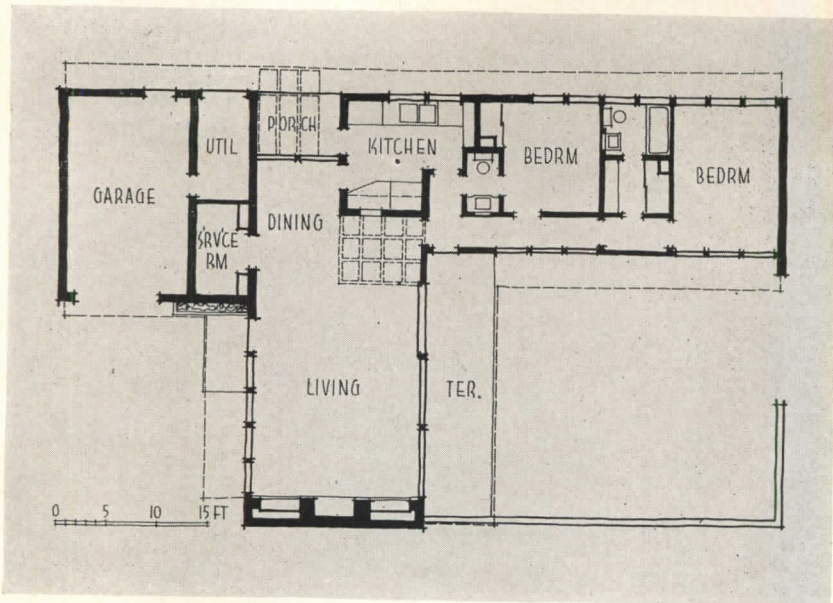
An expansion of existing Navy housing, design of the new portions was complicated because parts were interspersed among the old facilities; dwellings had to be provided both for childless couples and for families with children — who had to be near schools; at times the prevailing wind carries fine sand which penetrates even closed windows. 210 units were added, with blank end walls of buildings facing the wind. For speed and economy of construction, walls are concrete block made with local diatomaceous aggregate, integrally colored, providing structure, inside and outside finish, and insulation; interior partitions are dry wall; plumbing installations and kitchen cabinets are simple and nearly identical, etc. Instead of relying on orientation to attain relief from hot climate, buildings are completely air conditioned

Above, two-bedroom duplex. Below, rendering and plan, three-bedroom duplex



Left and below, one-bedroom "row house" type built around court. Soil at site can readily be surface-compacted, making possible inexpensive driveways and garage floors





Housing at Inyokern: two-bedroom single unit. Many tenants fence and plant their lots, so even the multi-family buildings are designed to afford maximum outdoor privacy. Most of the ample glass wall areas are fixed

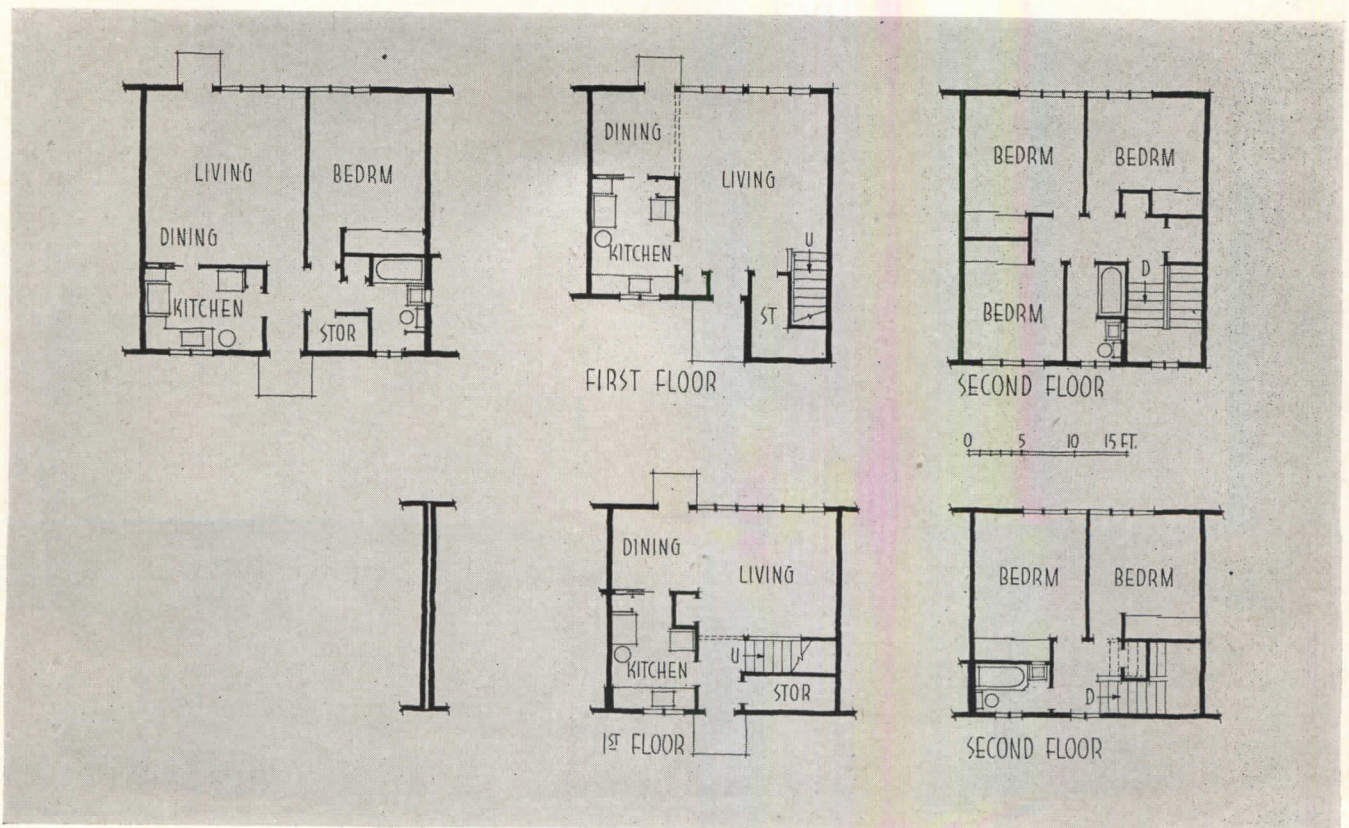


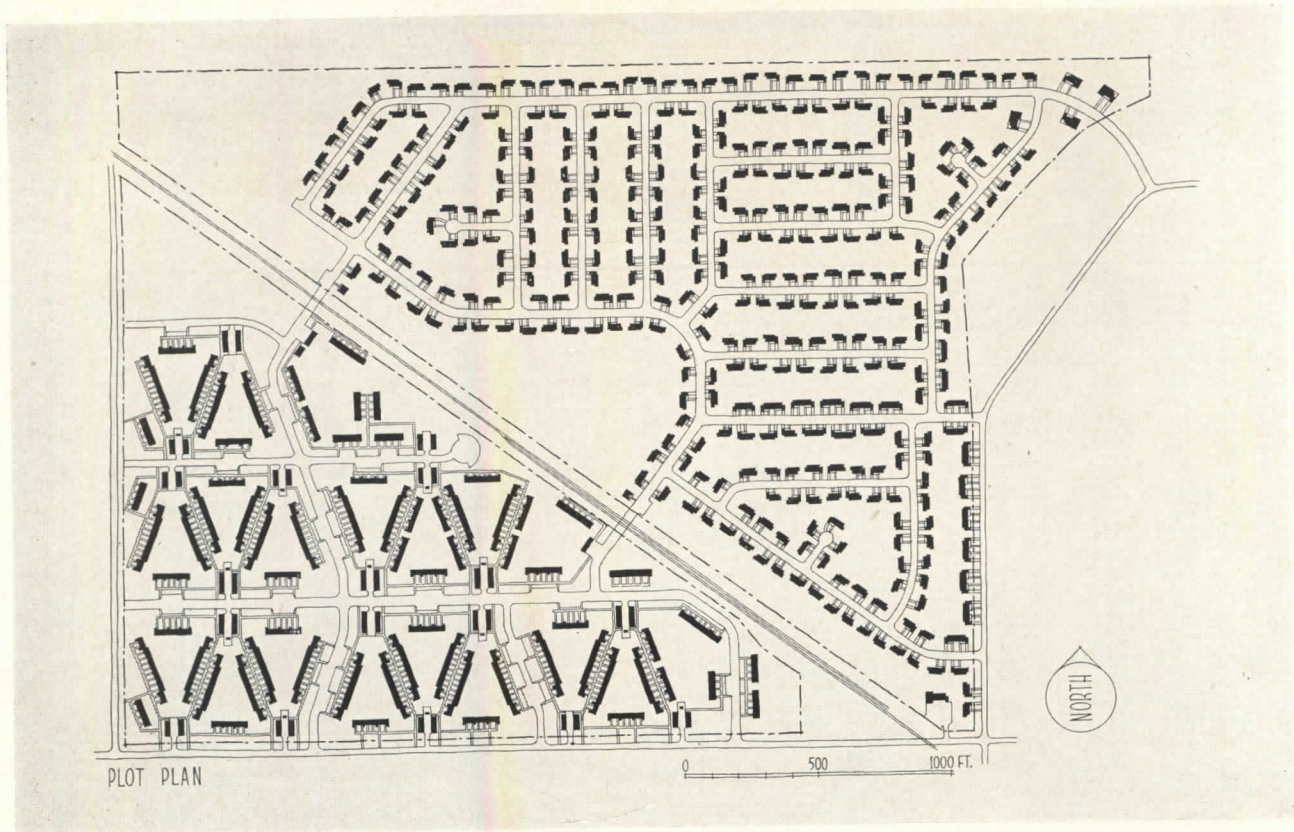
HOUSING, TRAVIS AIR FORCE BASE

FAIRFIELD, SOLANO COUNTY, CALIFORNIA

W. D. Peugh, Architect

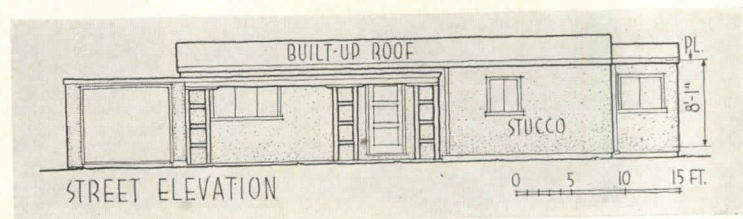
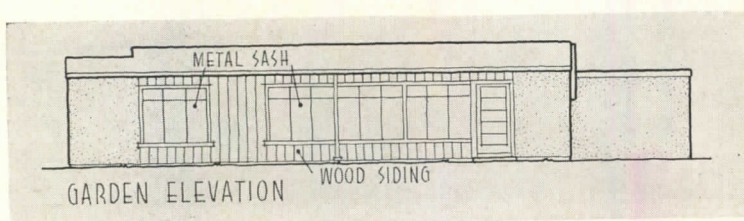
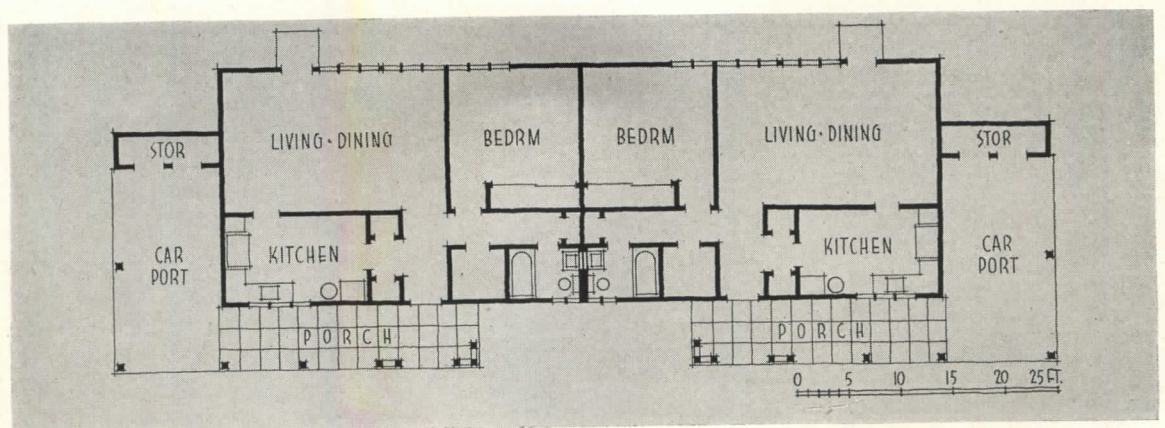
W. B. Glynn — A. J. Loubet, Associates






Designed, like other military housing in this issue, under provisions of the Wherry Act, Travis housing contains 58 one-bedroom, multi-family units renting at \$46.50 a month; 296 two-bedroom, multi-family units (\$56.50); 192 two-bedroom single units

(\$71.50); 156 three-bedroom single units (\$82); and four four-bedroom single units (\$99.50). Some are one story, others two; all are frame construction. Typical unit plans are on facing page; below is a two-family duplex

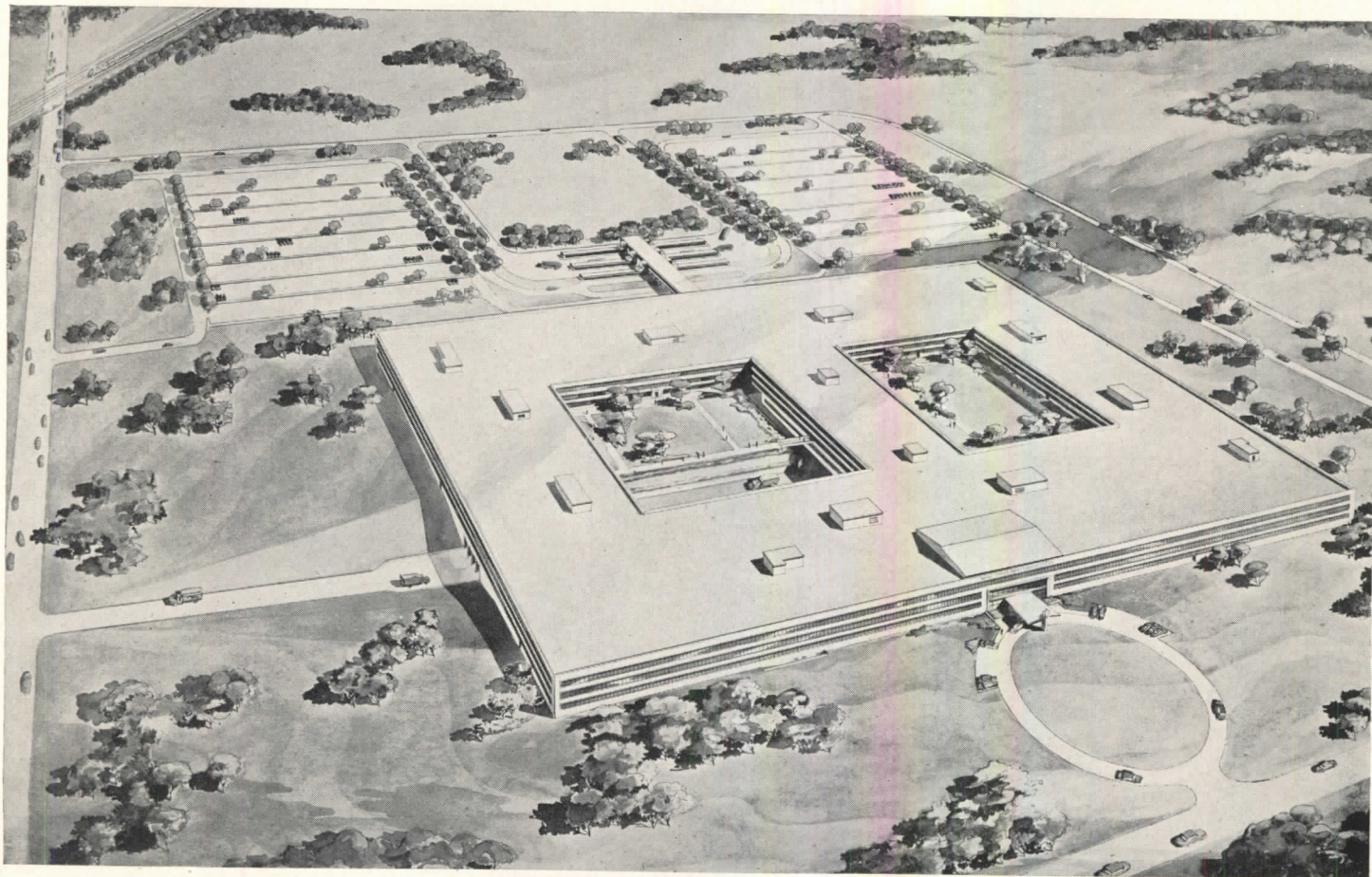




ARMY FINANCE CENTER


FORT BENJAMIN HARRISON, INDIANAPOLIS, INDIANA

Harley, Ellington and Day, Architects and Engineers




Brig. General E. J. Bean, Commanding


J. P. Campbell, Col., C.E., District Engineer



Now under construction, the Army Finance Center is to serve U.S. Army and Air Force personnel and their dependents throughout the United States and around the world. The reinforced concrete main structure (above and across page) will be 1000 by 600 ft, three stories high, with over 1½ million sq ft of office space and a 6000 sq ft bus concourse. Due to heavy weight of files and machines used, design floor loads are 175 lb per sq ft. Equipment will include a complete intercommunicating and telephone system, special fire protection measures including a sprinkler system, central heat with direct radiation, fluorescent lighting, kitchen and cafeteria to accommodate 2000 at a sitting. Business machine rooms will be air conditioned. Ramps will provide main vertical access for ease in moving heavy files, etc.; stairs are to be for emergencies; freight elevators will carry the heaviest loads. Boiler house, left, is also concrete



Many of the multitude of employees in the Army Finance Center will arrive daily by bus; for the smaller number who will drive to work there are huge parking fields. The direct bus approach (left) is designed for safe, efficient loading and unloading, with bus passengers entering the building at the second floor

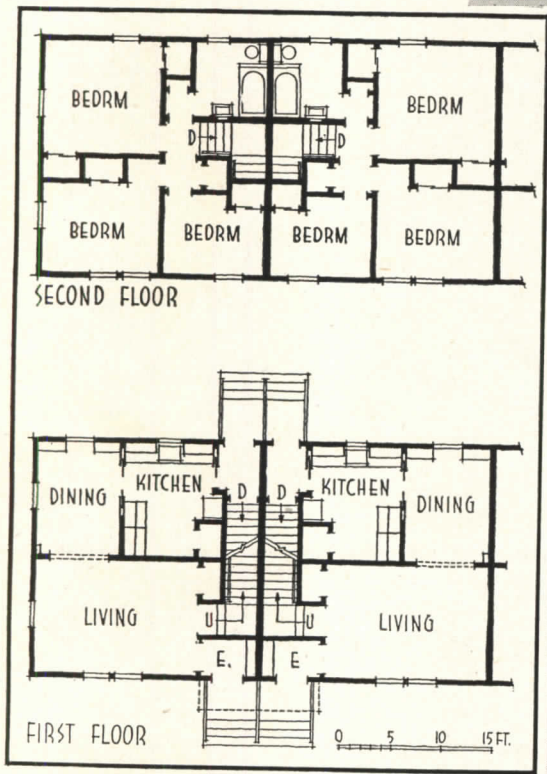
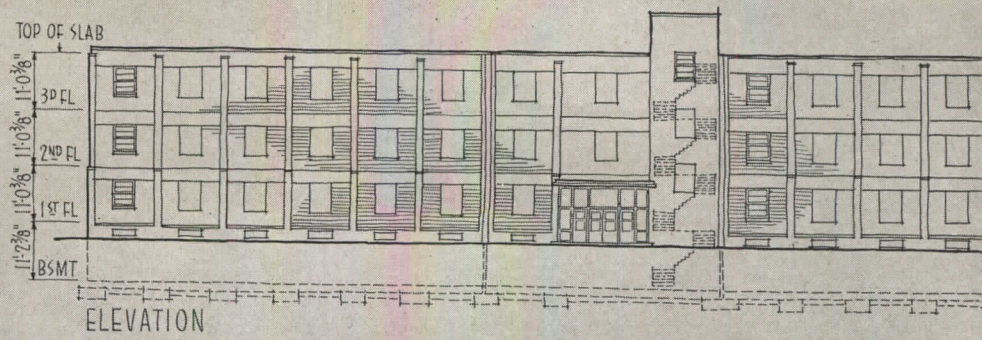


MILITARY INSTALLATIONS IN ALASKA


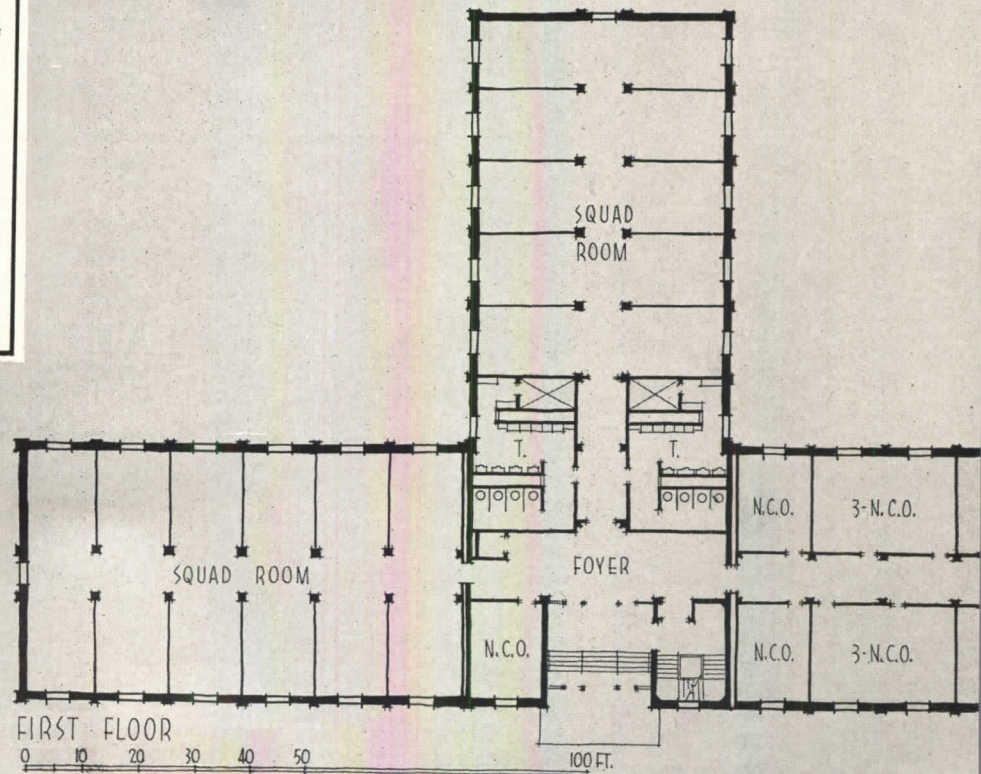
ALASKA covers about 585,000 square miles; a map superimposed on one of the United States would show Ketchikan, in its southern panhandle, falling over eastern Georgia, Point Barrow over the Minnesota-North Dakota border, Attu between Los Angeles and San Francisco. While the weather in portions is severe, it is not so for an entire year; at most seasons Ketchikan, for instance, is mild and rain drenched. Indeed, rain and snow precipitation ranges from 50 to more than 200 inches a year except above the Arctic Circle, which poses quite a different set of structural problems than those met in continental U.S.A. About 1938 extensive defense construction began in Alaska; airfields were improved, radio and weather services were established, and sea-air bases were begun. During World War II, supplies and troops were poured into the Territory and

huge bases were rushed to completion. These were to a great extent of temporary construction, the life of which in such a climate is none too long. The bulk of this work was on the Aleutian chain; and since the war, re-evaluation of Alaskan operations in the light of world-wide requirements has been in process. These military studies have led to decisions to locate the necessary facilities elsewhere in the Territory, and to make them of permanent type; most of the new buildings are required to be concrete, or steel and concrete. As a result, military construction in 1949 amounted to about \$100 million; in 1950, \$70 million; and the prospective programs for 1951 and '52 are substantially larger. The tremendous volume of work involved is administered by Colonel L. E. Seeman, Alaska District Engineer, U.S. Corps of Engineers.

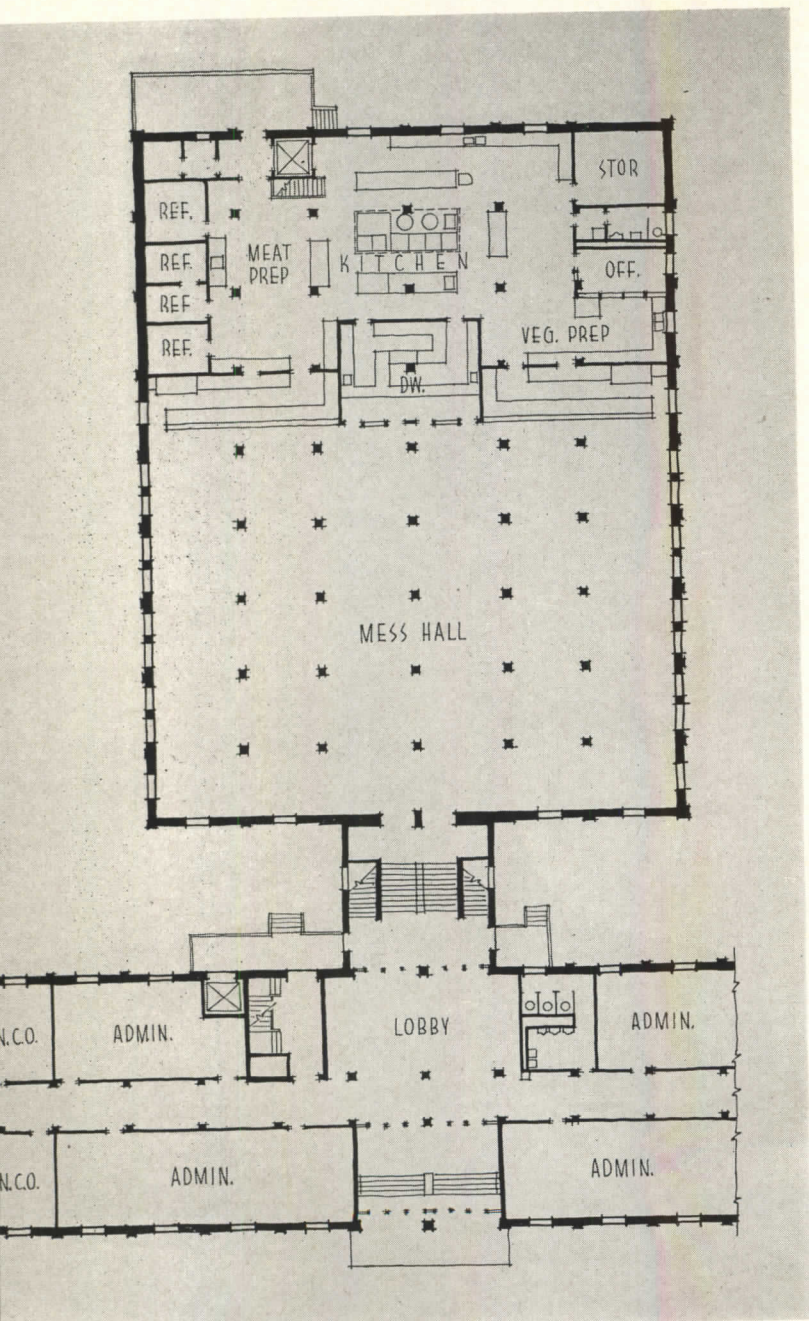
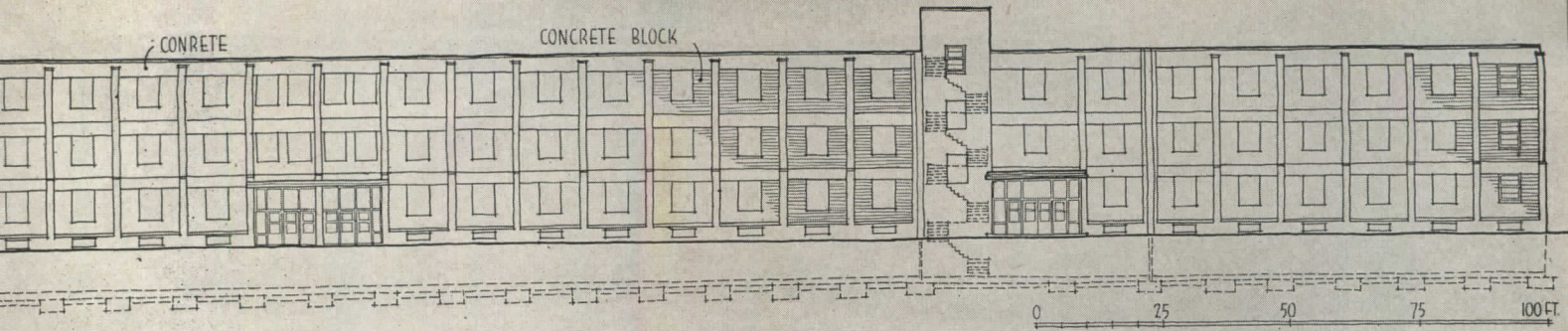
At right are elevation and a partial plan of a huge 750-man barracks at an Alaskan base. Right wing duplicates the left. Upper floors contain enlisted men's quarters, etc. Concrete framed, with concrete block curtain walls, such buildings must withstand extremes of temperature (note expansion joints) and earthquake stresses. Office of Pietro Belluschi, Portland, Ore., Architects-Engineers



Above, part plans of two-story, eight-family housing units at an Alaskan base. Construction is wood frame with asbestos-cement shingled walls and flat roof. The full basements have laundries and drying spaces, required by the climate; buildings designed by the Corps of Engineers





Left, a five-story steel-and-concrete hospital at an Alaskan air base; Naramore, Bain, Brady & Johanson, Architects and Engineers



Three buildings below show the type of work now getting under way as part of the multi-million dollar program in Alaska. Top to bottom: Composite Administration Building at one of the large bases; Headquarters Building for a task force at an air base (both by Naramore, Bain, Brady & Johanson of Seattle); and a 500-man barracks by Fay, Spofford & Thorndike of Boston

Photos courtesy Alaska District, Corps of Engineers



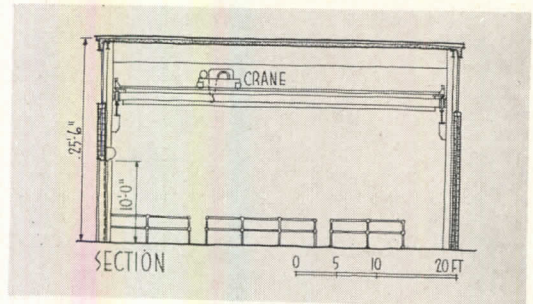
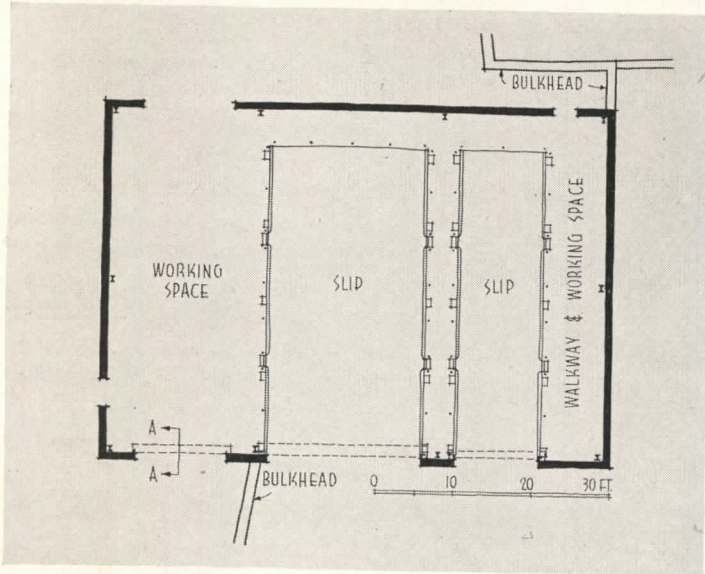


ENGINEER RESEARCH AND DEVELOPMENT LABORATORIES, FORT BELVOIR, VA.

Hugh Johnson Associates, Inc.

*Major General Douglas L. Weart, Commanding
General, the Engineer Center and Fort Belvoir*

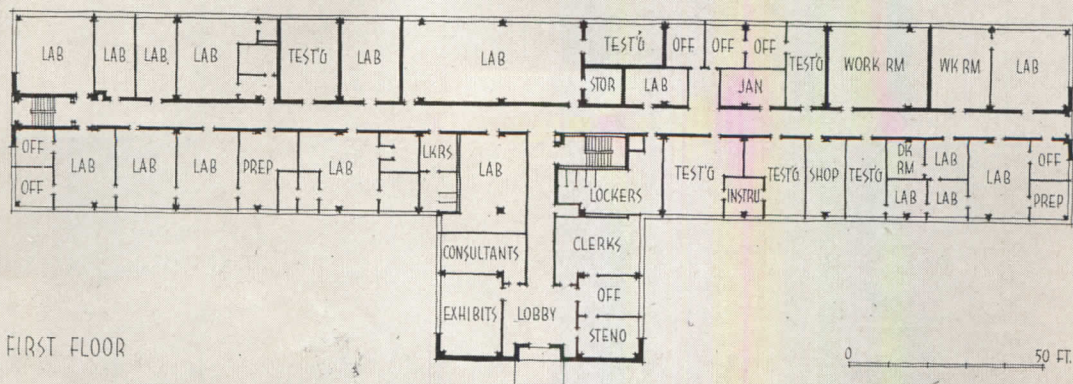
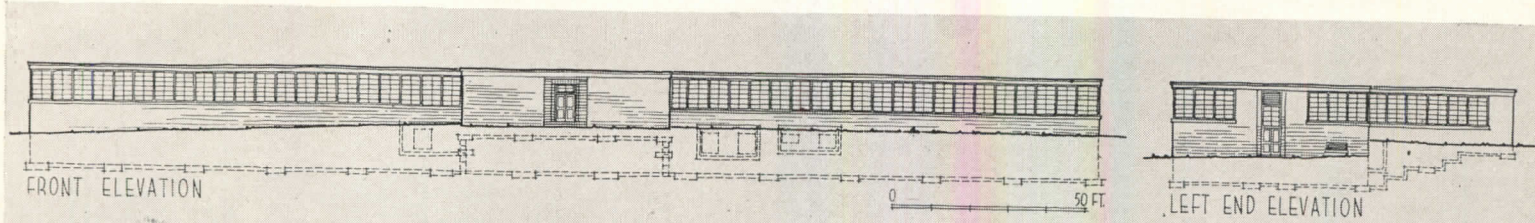
*Colonel Oscar B. Beasley, Commanding Officer,
Engineer Research and Development Laboratories*

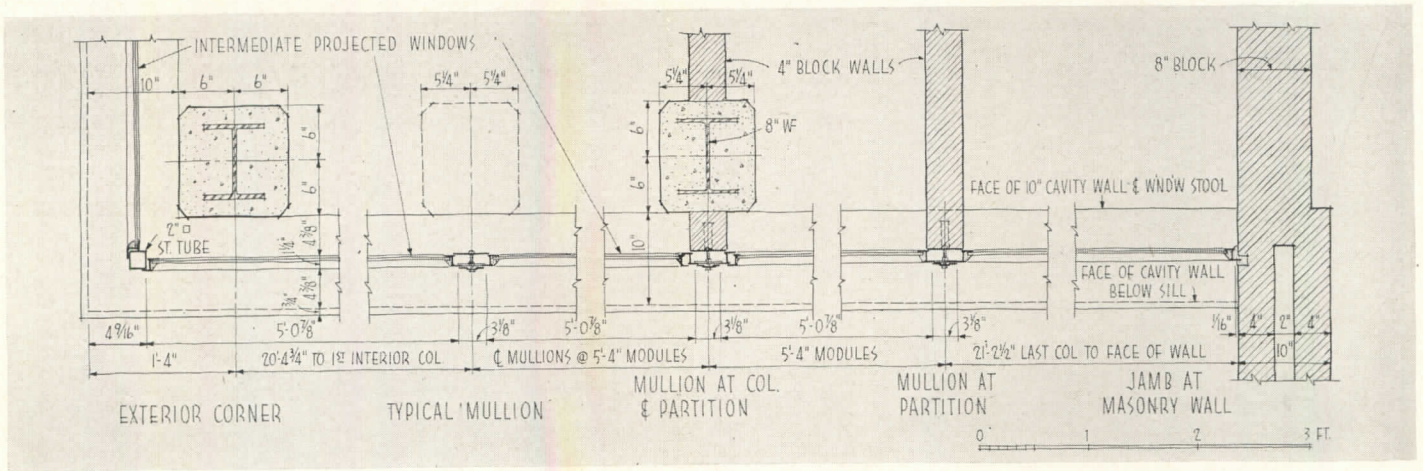
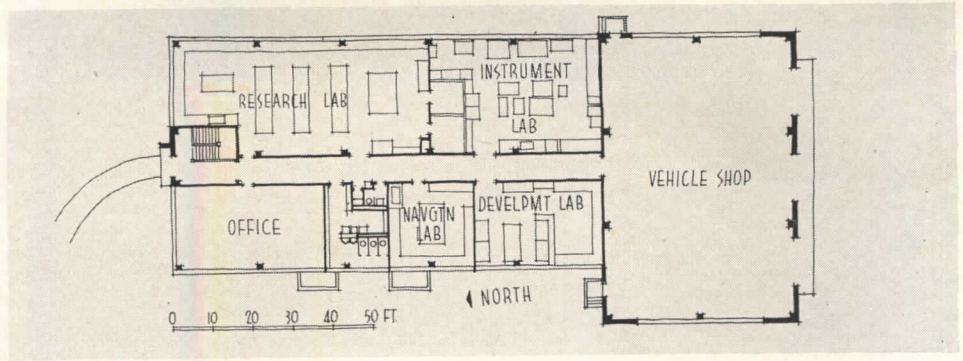


The four buildings shown here are part of a large expansion program for the Corps of Engineers' Research and Development Laboratories. All were stipulated to be of concrete block with 2-hour fire rating, except unit above

Floating Bridge Facility, above, required a traveling crane to transfer heavy materials from water in the slips to adjoining working space, and land access for delivering and removing material. All buildings are similar in design

Materials Laboratory, below, is quite similar to an industrial research building. Initially it was planned to employ laboratory partitions of the movable metal type, but in order to reduce cost cinder block was used instead

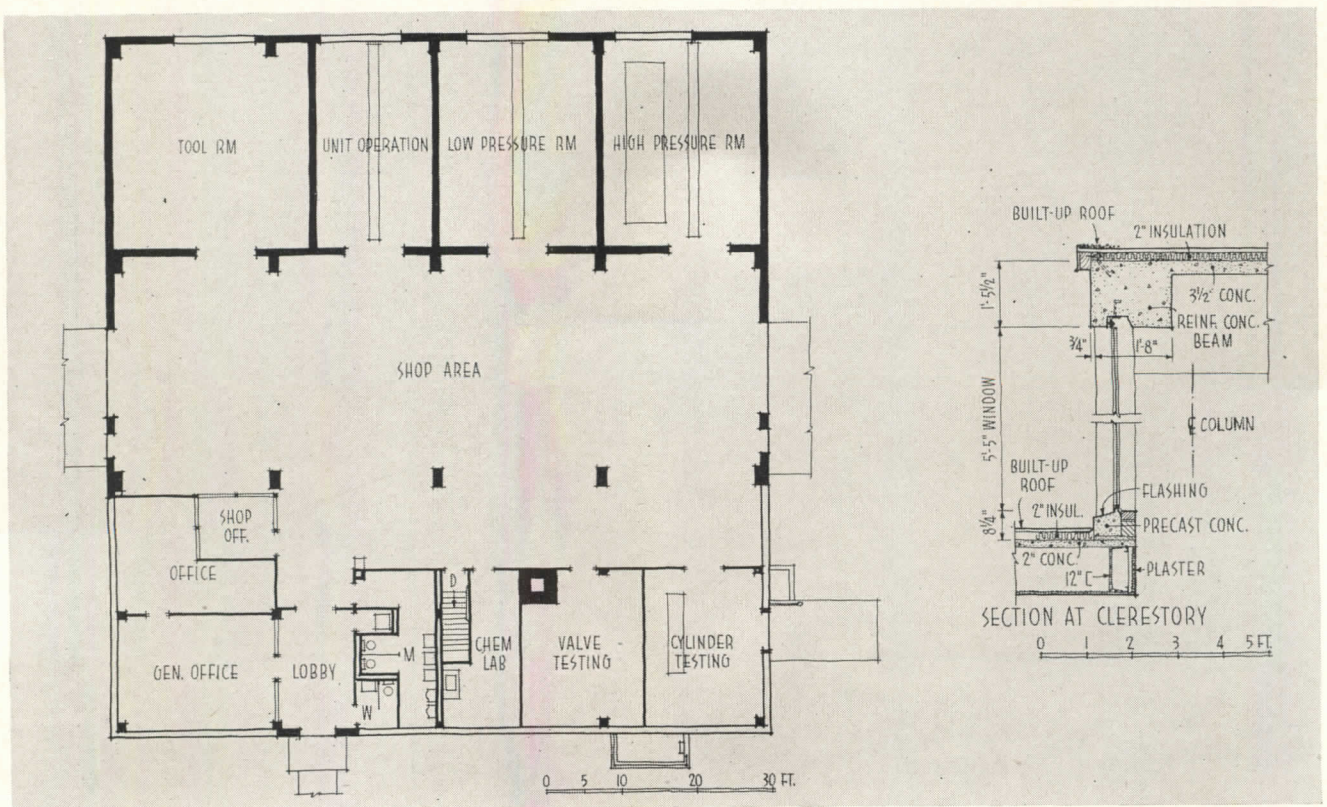




Mine Detection, Test and Development Laboratory, above, demonstrates the standard design module. Based on width of a steel window plus mullion, 5 ft 4 in., this established width of laboratories: 10 ft 8 in. or 16 ft

Compressed Gas Laboratory, below, contains offices and laboratories along a two-story shop area which is lighted by clerestories. In some rooms much noise is produced by compressors. There is acoustic treatment to lessen reverberation;

cavity-wall partitions and insulated doors are employed to reduce sound transmission. Windows have explosion-release features as safeguards in case of accidental explosions. Detail shows typical framing and roof construction



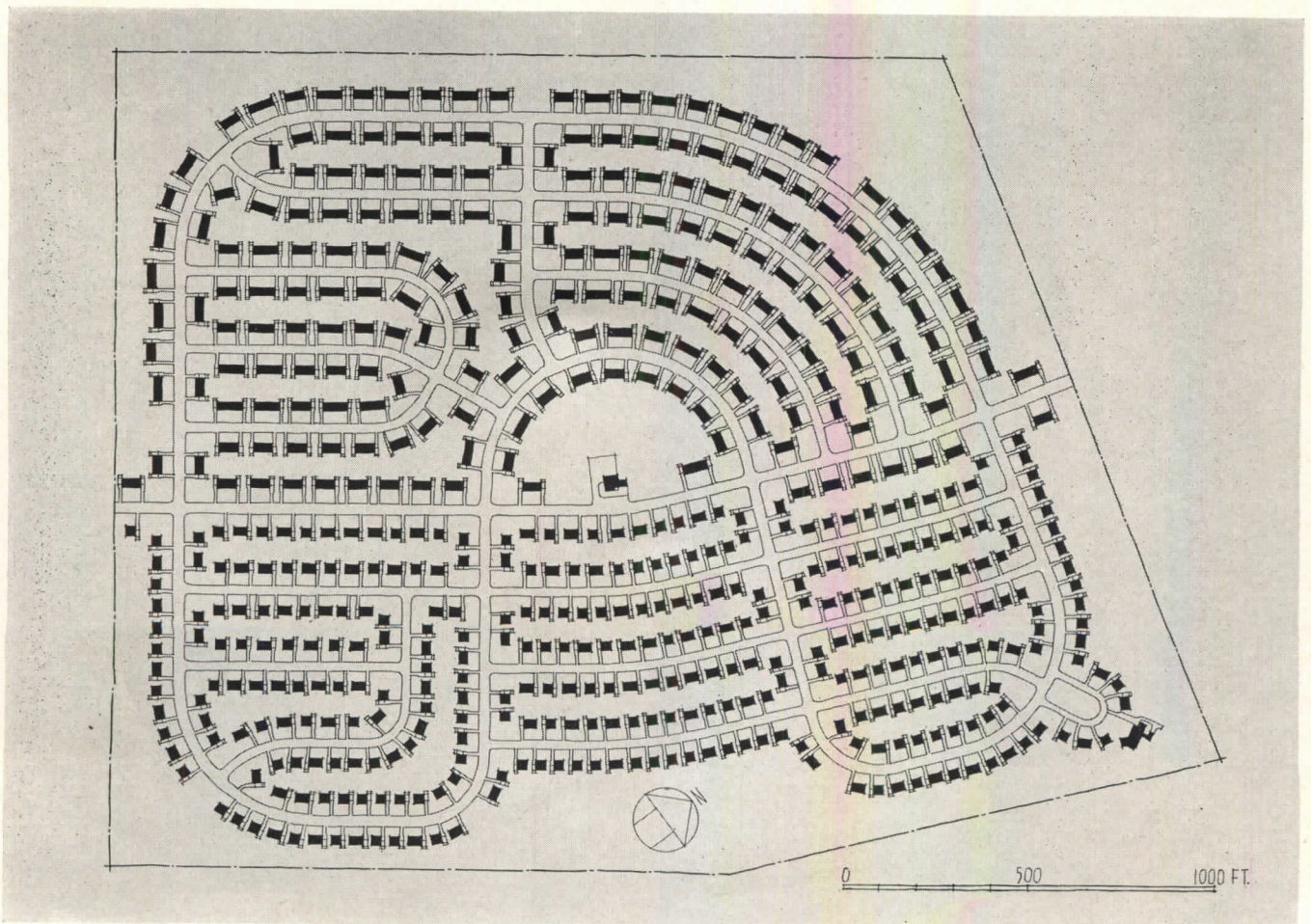
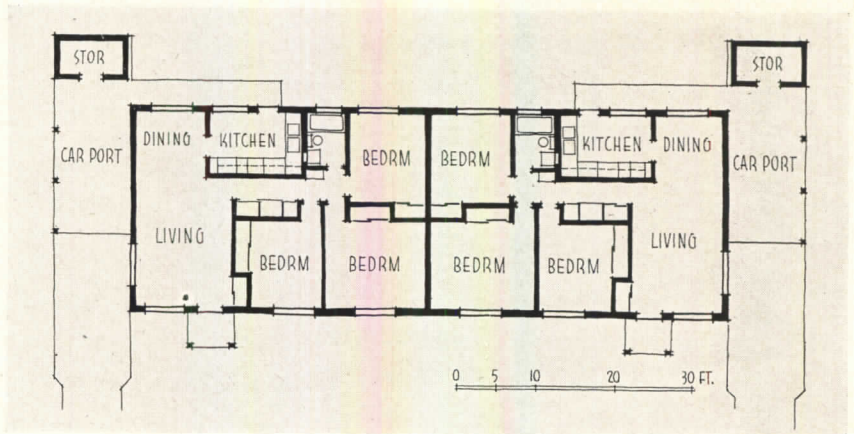
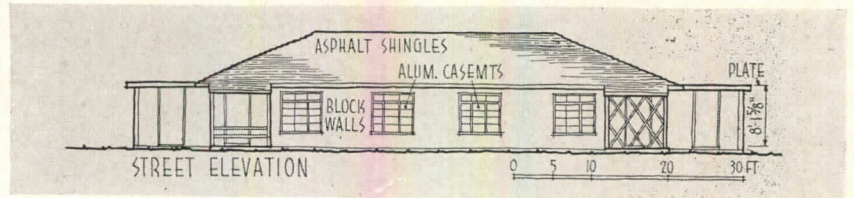


HOUSING, MATHER AIR FORCE BASE


SACRAMENTO, CALIFORNIA

Joseph H. Gaylord, Architect; Ned H. Abrams, Associate Architect

Work on Mather Heights housing was commenced by Joseph H. Gaylord and his associates, who were responsible for the initial design and site arrangement. The office of Ned H. Abrams was responsible for building design. Mather Heights, a Wherry Act project, was too large for a single mortgage, so it was split into two parts, North and South, each with approximately the same number and types of buildings. These were designed in concrete block for ease of erection and to keep construction and maintenance costs to a minimum. There are several variations in size, plan and elevation on the three-bedroom unit shown at the right



ELECTRONIC ENGINEERING ASSOCIATES, LTD.



Roger Sturtevant Photos

San Carlos, California

Francis Joseph McCarthy, Architect

WINNER of second place * in the industrial class in the 1951 Honor Awards Program of the American Institute of Architects, this compact new plant houses three functionally separate but mutually interdependent organizations: Sierra Electronics Corporation, developers of electronic equipment; Sierra Manufacturing Com-

* First place was won by the Houston Coca-Cola Bottling Company, Stone & Pitts, Architects and Engineers, featured in ARCHITECTURAL RECORD, February 1951, pp. 120-127.

pany, the manufacturing group; and Electronic Engineering Associates, Ltd., the merchandisers and owners of the building. It was planned as the basic unit of a much larger plant, and eventually will be used solely by the development and merchandising groups. Plans for the second unit (manufacturing) are already under way.

At the present moment, the development company occupies the entire ground floor (page 127). Offices



ELECTRONIC ENGINEERING ASSOCIATES, LTD.

A. V. Saph, Jr., Structural Engineer

G. M. Simonson, Mechanical Engineer

Douglas Baylis, Landscape Architect

Baker Construction Company, Contractor



Roger Sturtevant Photos



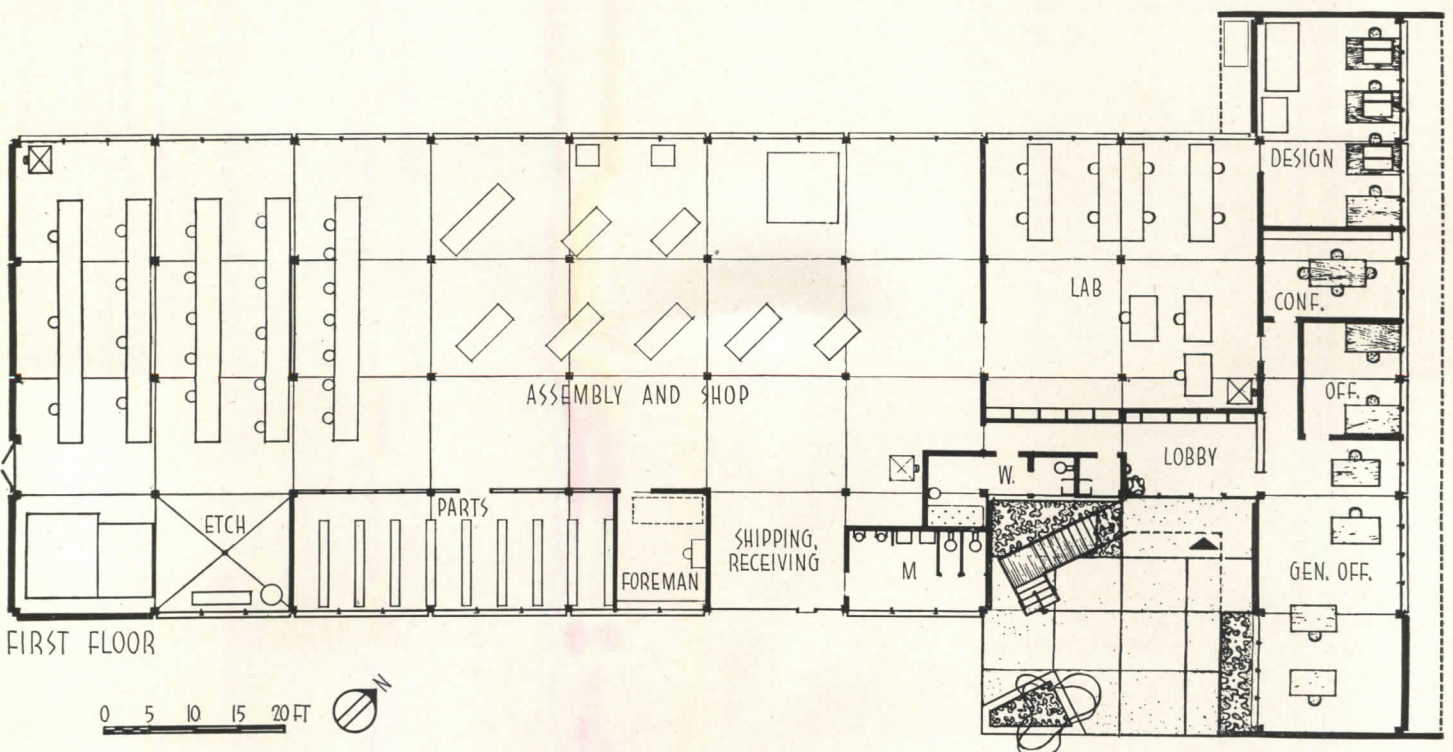


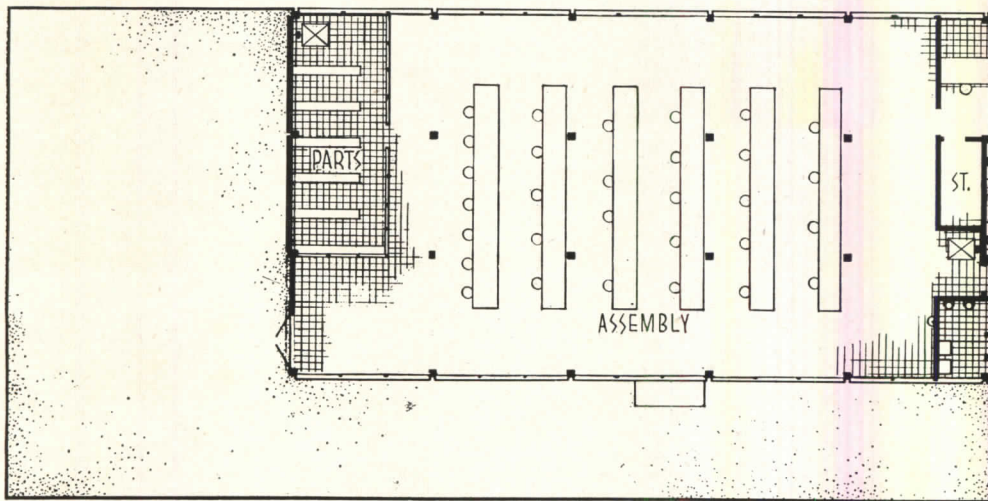

Left: northeast, or office wing. Opposite page: the long assembly area wing, with office wing at right in photo above, and at left below

and laboratory are grouped in the northeast wing, with the large shop and drafting room area opening out at a 90 deg angle directly from the laboratory and lobby. The manufacturing group occupies the long southwest wing of the second floor, and has its own offices adjacent to, but separate from the offices of the merchandising company which has the entire northeast wing on this floor (plan, page 128). Stairs lead directly from the entrance court to the lobby serving these two groups.

Since the southwest wing is long and narrow, the major working areas receive a maximum amount of natural light from both sides. This is supplemented by fluorescent lighting; the fixtures are aligned with work benches and machinery and planned to give good local as well as overall illumination.


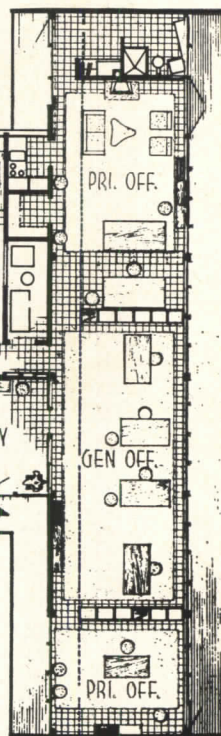
Foundations are concrete, framing is post and lintel. Walls are prefabricated concrete-block panels, with plywood board on the interior. Ceilings are acoustic tile in offices, fiber insulation board in shop areas. The building is air conditioned throughout, and heated by warm air.





SECOND FLOOR

0 5 10 15 20 FT







Roger Sturtevant Photos

Merchandising firm's offices on the second floor were planned with visitors in mind. Carpeted and comfortably furnished, they follow the general color scheme used in rest of building, with light green walls and off-white ceilings. Large windows along entire east side of this wing let in ample daylight; glare is controlled on second floor by roof overhang, and on ground floor by full-length balcony





Stuart A. Weiner Photos


ARIZONA ARCHITECT DESIGNS

Residence of Mr. and Mrs. Edward L. Varney

Phoenix, Arizona

Edward L. Varney Associates

Architects and Engineers



WHEN THIS house was under construction a year ago, the architect-owner described it as an experiment in the application of light-steel welded rigid frames to residential use. "While this job is not strictly speaking a low-cost house," he said, "I have hopes of developing from it a structure suitable for low-cost mass housing. We have been using this type of structural system for several years in school buildings here in Arizona with some amazing cost results." (Steel was then available.)

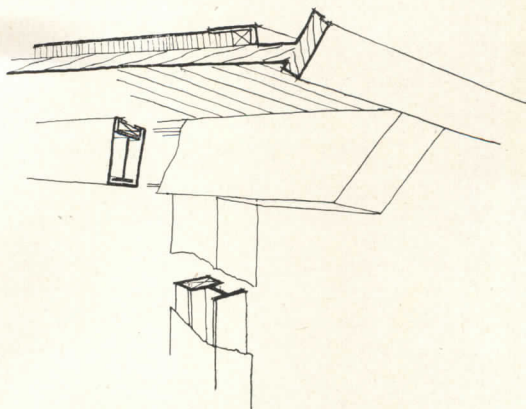
Despite the fact that the house was built in the last quarter of 1950, when building costs in Arizona, as elsewhere, were zooming upward, the per square foot cost turned out to be only \$10.18, excluding refrigerated air conditioning, but including \$1.00 per sq ft for open terraces — considerably under the average for a house of comparable quality.


The house occupies a 2½-acre desert site just outside

Phoenix, high enough to overlook the city to the south, and low enough for dramatic views of the mountains to northeast and east. Planned for a family of five (including two boys and a girl, at present all under ten), the house provides three separate outdoor living areas. One, to the east between living room and children's wing, is designed for sheltered dining and recreation in winter, when the prevailing wind is from the southwest. The second, to the south of the living room, is planned for enjoyment of the cool summer breezes. And the third, to the north, is the children's play area, visible only from their own rooms and (for supervision) the kitchen and maid's room. Every room in the house overlooks either mountains or city. Floor to ceiling glass areas are extensive throughout the house, but all are shielded from direct sunlight after 8:30 A.M. during the hot summer months.

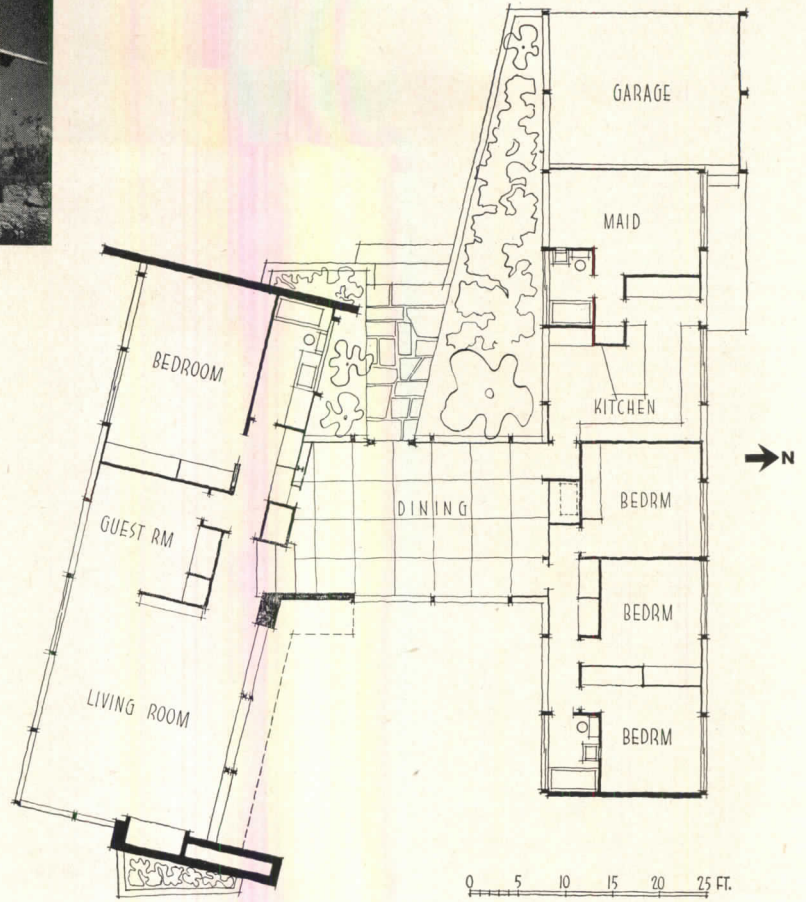
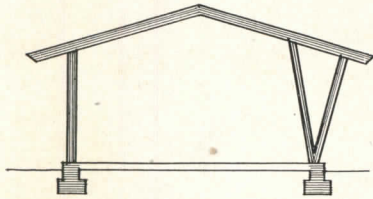
HIS OWN HOME

Foundations are poured concrete; floors are concrete on grade. Framing is steel, sheathed with 14-oz copper exposed on interior and exterior. Walls are 2- by 6-in. T & G hemlock, run horizontally and insulated with 2-in. glass fiber. Roof is 2 by 6 T & G, slate surfaced and coated with copper









Stuart A. Weiner Photos



Method of construction is based on strength of welded-steel frame which eliminates necessity of cross-bracing. Diagonal strengthening at north side of south wing permits esthetically pleasing variation at reasonable cost. Above: section through south wing. Right: dining and recreation terrace between wings. Below: the dining room; kitchen door left background



Stuart A. Weiner Photos



Interior walls are random-width ash except for ceramic tile and walnut plywood in bathrooms. Floors are brown or gray rubber cut in 2-ft squares. Ceilings throughout are 2- by 6-in. V-joint hemlock painted a flat gray-green. Copper beams and columns are left unfinished to acquire a dull patina. All stone is native, laid in random rubble





Rear of the house (above) faces the view; a broad paved terrace extends full length of living and dining room. From main entrance (opposite page) the visitor can see straight through the house, across entry and living room, to the terrace

HILLTOP RESIDENCE OF JAMES DINWIDDIE

LAFAYETTE, CALIFORNIA

*John Ekin Dinwiddie, Architect
and Richard Maxwell*


*Robert Royston of
Eckbo, Royston & Williams, Landscape Architect*

LIKE MANY HOUSES in California, this one, designed for the architect's brother, occupies a hilltop site and boasts a broad view. To take advantage of this it is long and narrow, with the living-dining areas, den and master bedroom all at the "back" of the house, facing the view. Walls on this side are almost wholly of glass.

At first glance the plan (next page) seems simple. Further study, however, shows why the architect considers this house one of his best jobs to date: there is a general feeling of openness, yet each area has been given maximum privacy. The family wing is a unit quite by itself, with master bedroom and den completely shut off from the entrance court and foyer. Living and dining areas flow into each other along the terrace side, but are firmly separated for most of their width by the fireplace wall. The guest room, with its own bath, is adjacent to the main entrance. And the entire service wing is placed at a 45 deg angle to the rest of the house.

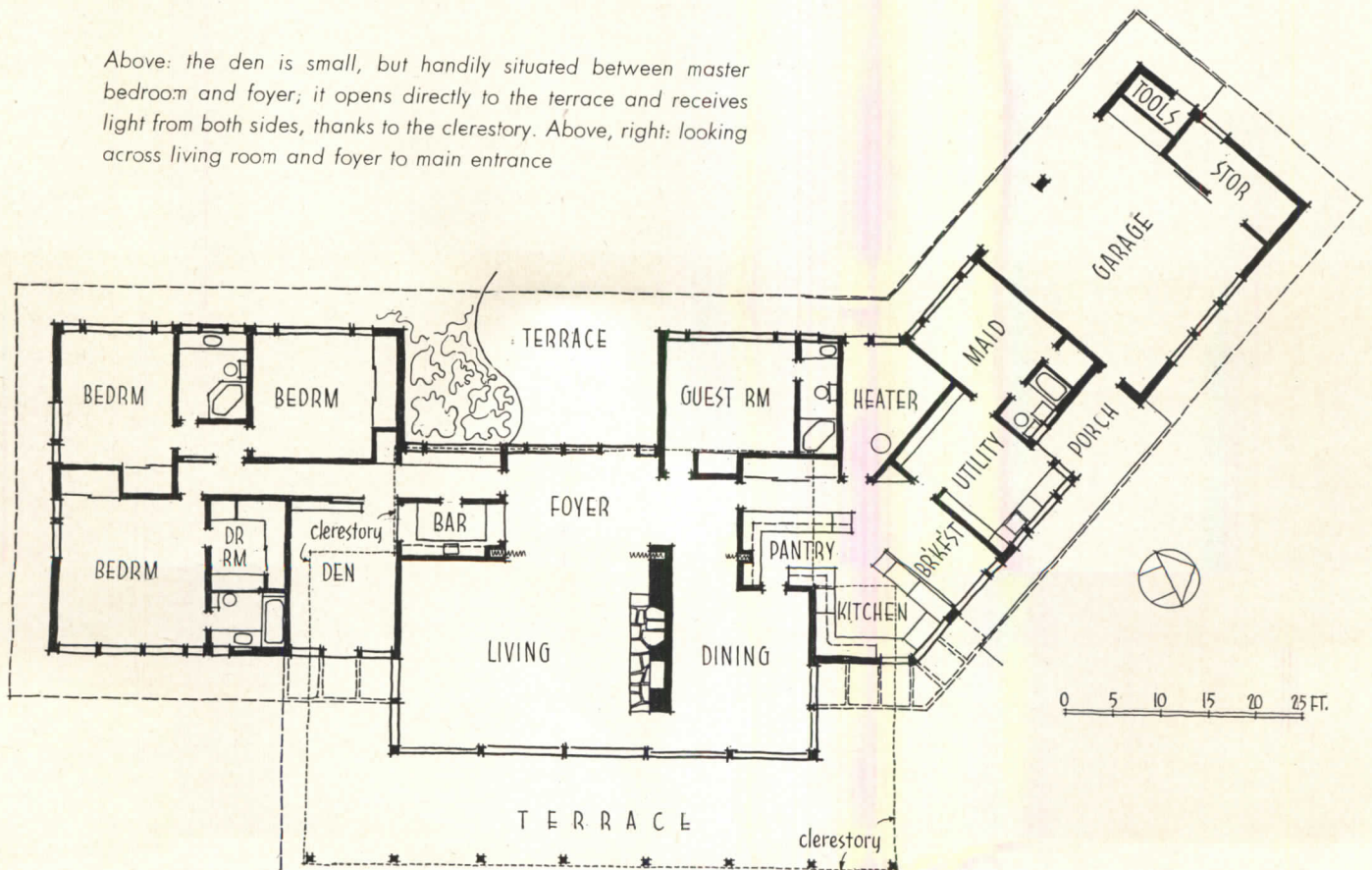
Of wood frame construction, on a reinforced concrete foundation, the house has exterior walls of redwood and a tar and gravel roof. Interior walls are gypsum board, floors are oak.

Morley Baer Photos







Above: the den is small, but handily situated between master bedroom and foyer; it opens directly to the terrace and receives light from both sides, thanks to the clerestory. Above, right: looking across living room and foyer to main entrance





Above: living room looking toward dining room; fireplace wall effectively separates the two, but continuous glass wall and lack of doors give feeling of openness. Below, left: the dining room is wide open to the view. Below, right: kitchen, pantry and breakfast room are separated only by counters for an extremely compact, efficient unit; placement of kitchen at center of angle between wings gives maximum air, light and view


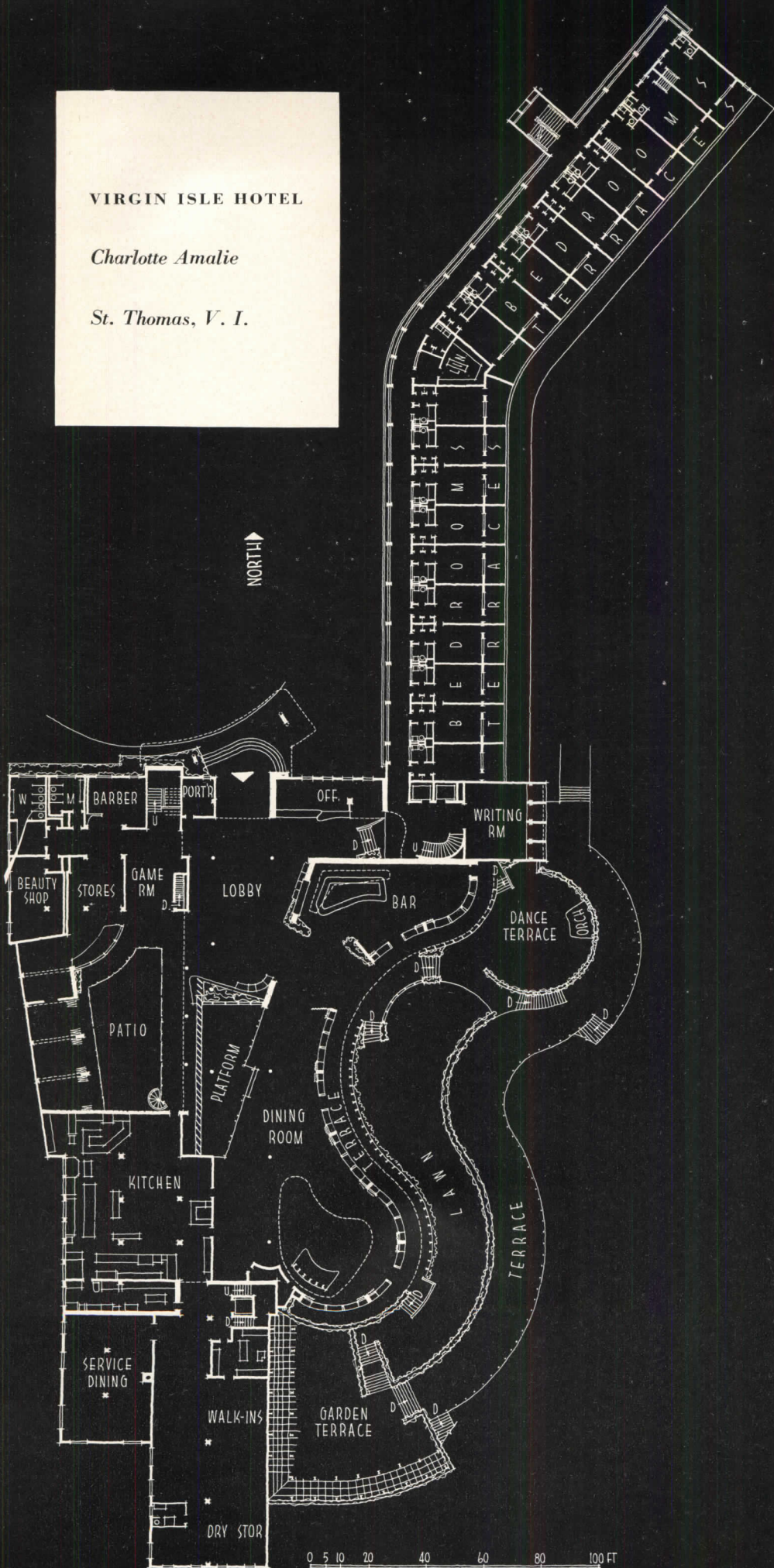
Morley Baer Photos



VIRGIN ISLE HOTEL

Charlotte Amalie

St. Thomas, V. I.



NEW HOTEL FOR THE CARIBBEAN

Harold Sterner, Architect



Jac Lessman

Associate Designer

Virgin Islands Construction Co., Inc.

General Contractor

ONE of the main factors in the design of this new island hotel was the architect's conviction that a resort hotel must look like what it is — a place for relaxation and fun. Wide and curving terraces, a sweeping entrance canopy, continuous balconies and a kidney-shaped swimming pool combine to make the character of the building easily recognized from sea or air.

A second major design factor was the island's climate. The building is located on a spur running almost due north-south. Since the very welcome prevailing winds are roughly east-northeast, bedrooms are all on one side of a long, narrow wing following the line of the spur. Main public rooms also face in a general easterly direction.


Original plans called for a modest 30-room structure, with the bedroom wing only three stories in height.



VIRGIN ISLE HOTEL

Subsequent expansion, after construction had started, brought the hotel up to its present size, and incidentally increased the general informality of the plan.



Construction is reinforced concrete and concrete frame with 8-in. block bearing walls. Interior partitions are cement block, floors are slab tile with terrazzo finish.

Hans Namuth Photos





Swimming pool and terraces are the main features of the hotel. The two lower floors of the south wing are lined with cabanas on the pool side; above them (plan, page 138) are dining room, bar, dance terrace. Main entrance (below) is at north side of main wing, at third-floor level. Corridors in bedroom wing (bottom, opposite) are open






Hans Namuth Photos

Above: steps leading up to dance terrace past the glassed-in bar. Right: the main dining room. Trade winds are sufficiently strong at mid-day peak to require glassing-in of such areas despite the mild climate





Above, left: main lobby, like other public areas, is large and airy, with open terrace only a few feet away. Above, right: the garden terrace, on south side of main wing, is well sheltered from trade winds. Below: every bedroom has its own terrace overlooking the harbor, and its own short-wave radio set; several duplex two-room suites are provided at northernmost end of wing. Furnishings throughout are mahogany and native fabrics



SMALL OFFICE BUILDINGS

ARCHITECTURAL RECORD'S BUILDING TYPES STUDY NUMBER 178

SMALL OFFICE BUILDINGS is, of course, a loose classification. But it includes a great variety of quite typical assignments for architects. There is, for example, the "taxpayer," long familiar in every American town, but now showing up in new concepts and designs. There are new types of small rental buildings, not taxpayers, and no longer wedded to downtown locations. Also industrial offices, community centers, and so on, all different in purpose and use, but all geared to an age of mobility, an age, too, of fast improvements in concept, equipment, and esthetics.

A trend growing to important proportions is the outward movement of large company headquarters. Once it was considered necessary for a large home office to be in the heart of the city, but now many a large office is moved bodily to outlying areas, where life is not made quite so hectic by noise and traffic and smoke and congestion. An excellent example appears on page 160, a building done by the Wurster firm for the Insurance Company of North America.

Behind a great many of the changes in small office buildings is the automobile. Cars are, of course, the cause of decentralization, and the outward movement, in its turn, is the cause of many changes in building design. Economics change rapidly as property values go down, and buildings tend to go horizontal.

On the other hand, the automobile sometimes works in a contrary way. Many cities now insist that so many square feet of office space must entail parking space for so many cars. So the parking lot becomes bigger than the building. Or, the ground floor space, once considered the *raison d'être* for the building, now is occupied by parked cars, and the building straddles the parking lot.

Once the auto has had its say, the architect may take over. He may then get busy providing the new comforts and satisfactions, the more positive assets of the times. And usually the success of the whole building venture will devolve upon the architect and the appeals he builds into the project, appeals for customers, tenants, clients or employees. The important thing is that the architect has more scope than ever before. Square foot costs will always be with him, but not necessarily the driving cost equations of high land values. Certainly, away from downtown, he will have more freedom in planning, in materials, in colors, in landscaping, in all matters of design.

GARAGE REMODELED AS OFFICE BUILDING

221 South Church Street Building, Charlotte, N. C.

A. G. O'Dell, Jr., and Associates, Architects and Engineers

WHETHER to remodel or destroy and rebuild? This question is faced by many architects whose clients own speculative buildings which are structurally sound, but located in districts warranting higher rentals and a type of occupancy not possible with the original building. A new building can generally assure easy rental for a considerable period by special planning for the expected tenants. Structural and other difficulties encountered in remodeling are avoided. On the other hand,

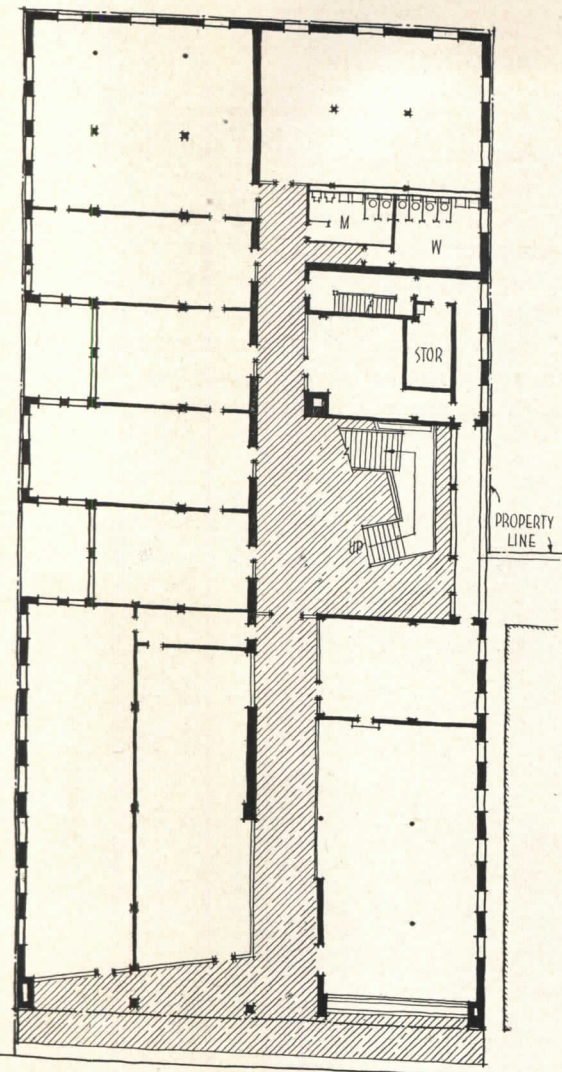
the shorter life expectancies of older adjoining buildings often warn against heavy new investment.

Such was the case with this small office building, remodeled from a structure formerly used for garages, and on a site adjoining properties which the client also owned. The original two-story building was of mill construction, divided down the center by a continuous brick wall extending to the roof. It was on the property line on all sides, with the exception of a narrow open

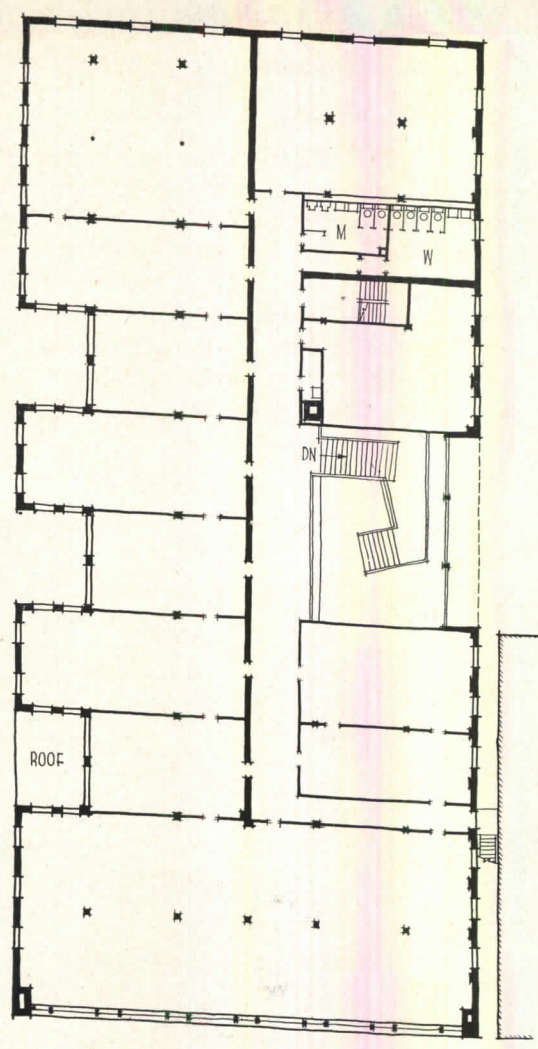
Joseph Molitor Photo



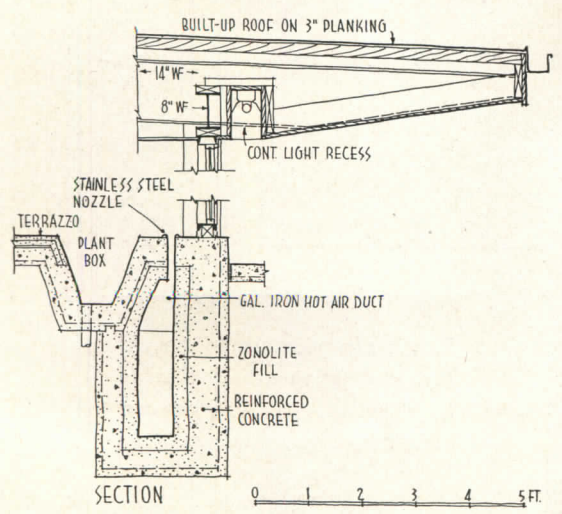

Drastic alterations made the old garage building entirely suitable for office use; result: 100 per cent occupancy and higher income




FIRST FLOOR 0 10 20 30 40 50 FT



SECOND FLOOR



SECTION 0 1 2 3 4 5 FT



Joseph Molitor Photo

space and an alley along part of one side. Major problems included how to guarantee rental of second-floor offices without the expense of providing an elevator, and how to assure natural light and ventilation to all offices, particularly on the north side where an existing parking lot might be built upon in the future.

The final solution seeks to assure economic success of the building by making it as attractive and comfortable as possible for the tenants and their customers. Especial attention was given the entrance and stair lobby. The latter is two-stories high, and occupies an area larger than usual, considered by some as wasteful of rental space. It was the architect's opinion that if the stairs were not made attractive, the walk-up second floor office space would be difficult to rent. The building is

now 100 per cent rented and the architect feels "that it is principally due to the interest of both the tenants and the public in the open stair lobby."

The exposure of the glass wall in this lobby is southwest, and various means were considered to protect it from excessive sunlight in the summer months. A roof overhang extended to the property line helps to shield this area. Exterior and interior venetian blinds were considered, but it was finally decided that a few solid panels would sufficiently cut down the sunlight and in addition provide interesting shadows and light spots on the interior of the lobby.

Sections of the dividing center wall were removed or penetrated in such a way that it is no longer obvious. All offices are air conditioned.


Joseph Molitor Photo





Joseph McIlror Photos

Extra space and extra design touches combine to make the stair lobby inviting and thus aid in renting upper-floor offices in converted garage building. Corridors and offices have sparkle of modern, clean design, good light






Joseph Molitor Photos

MULTI-PURPOSE BUILDING FOR RURAL COUNTY

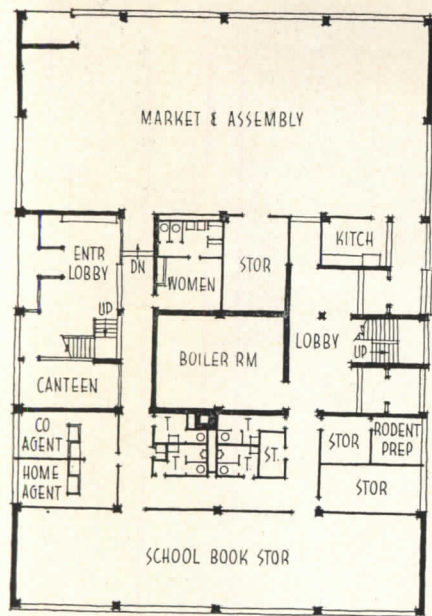
Wake County Office Building, Raleigh, N. C.

William Henley Dietrick, Architect

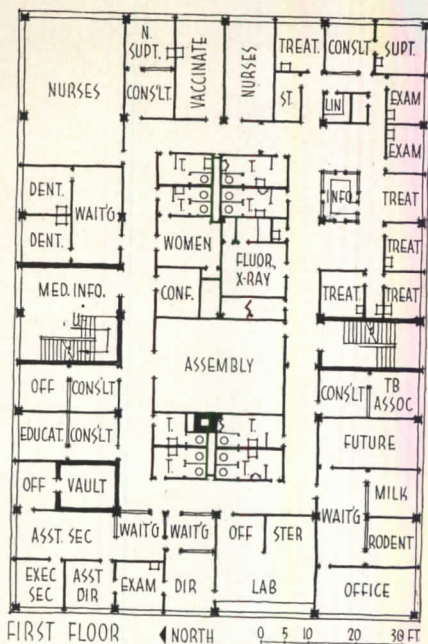


COMFORT and functional requirements are happily combined with economy of structure and maintenance in this simple, straightforward office building. Designed to house a part of the offices and activities of a widely diversified county program, the structure provides facilities for both the government agencies and for the public which they serve. The ground floor includes a large multi-use area for the farm women as a retail curb market for their products on Saturdays and as an assembly room for lectures and demonstrations on other days. The room was provided with ample means of access from the street, parking areas, and main entrances within the building. Due to its location in a relatively non-congested area, a good amount of off-street parking has been provided adjacent to the building.

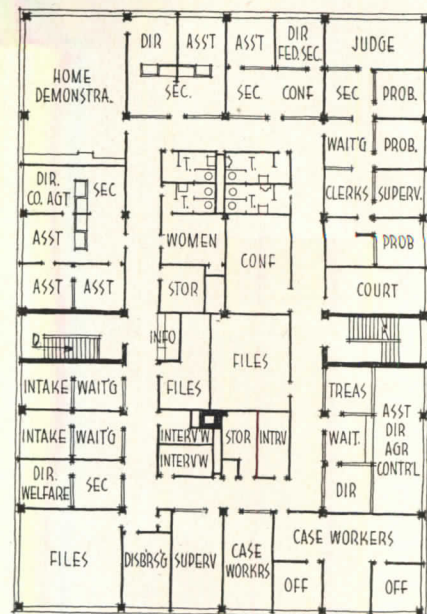

The first floor houses offices, labor and special equipment rooms for the county health program. Space was provided on the second floor for the County Welfare Department, the County Agricultural Program, Agri-





GROUND FLOOR



FIRST FLOOR



SECOND FLOOR



cultural and Home Demonstration agents, and offices and a small court room for the probation court.

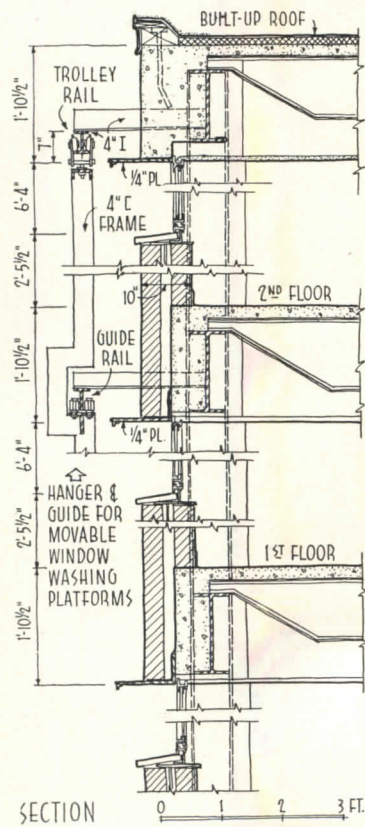

Natural light and ventilation is provided on the interior by continuous window bands of heat resistant glass. Sun glare is tempered by interior venetian blinds.

The steel frame structure has exterior walls of brick cavity construction, with interiors finished with glazed terra cotta and plaster. Brick spandrels are continuous on each facade, with corners finished by 5 by 5 in. steel angles to simplify brick laying. The roof is designed to


reduce problems frequently met with parapet construction. Floors are finished in asphalt tile; stairs are exposed steel. All these materials were selected to simplify maintenance. The problem of window washing was met with a special window washing trolley which can be moved around the building on tracks above the window bands.

Interior partitions are concrete block, ceilings are plaster. Interior downspouts are wrought iron. All interior lighting is fluorescent.

Floor plans of this county office building show everything from a combination produce market and assembly room, whatever that is, to health offices and clinics, even a probate court. Must be a busy place on a Saturday in the fall. Note (right) use of a 5-in channel to simplify brick laying at the corner, also trolley for window washing



Joseph Molitor Photos





INDIVIDUALIZED OFFICES, WITH PARKING

Security Life and Trust Building, Winston-Salem, N. C.

Macklin and Stinson, Architects and Engineers


LARGER private companies are finding it more and more expedient to house their administrative offices in smaller, personally-owned buildings, as in this four-story office building for Security Life and Trust Company. The entire building is devoted to the company's use, with the exception of a small rental area for a bank on the main floor. Entrances to this area are provided off the entrance vestibule and the main lobby.

For the convenience of the personnel, about half the site has been devoted to parking — in a basement area and on the basement roof. The basement also serves as a convenient truck dock for the removal of the large

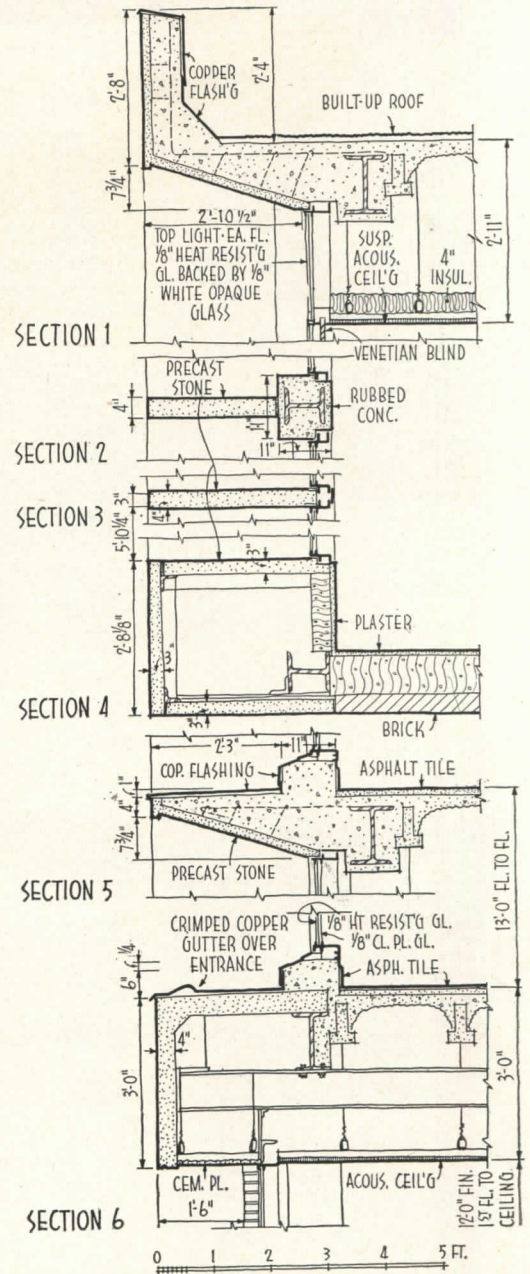
quantities of waste paper which accumulate in the course of such a business.

The honeycomb facade, augmented with double glazing and venetian blinds, is designed to protect the air-conditioned interior from the glare and heat of the hot summer sun, and still permit ample daylight for the interior, and natural ventilation when desired.

The structure is steel frame, finished in brick and light cream stone. Interior walls are plastered, and painted or papered. Office partitions are of metal, some in wood veneers. Ceilings are of acoustical board. Lobby floor is terazzo; others, asphalt tile.



Joseph W. Molitor Photos



A honeycomb of vertical and horizontal fins of precast stone protect the building against worst of sun heat, without serious loss of daylight, and cut the cooling load



Joseph W. Molitor Photos



OFFICE BUILDING FOR AN INSIDE LOT

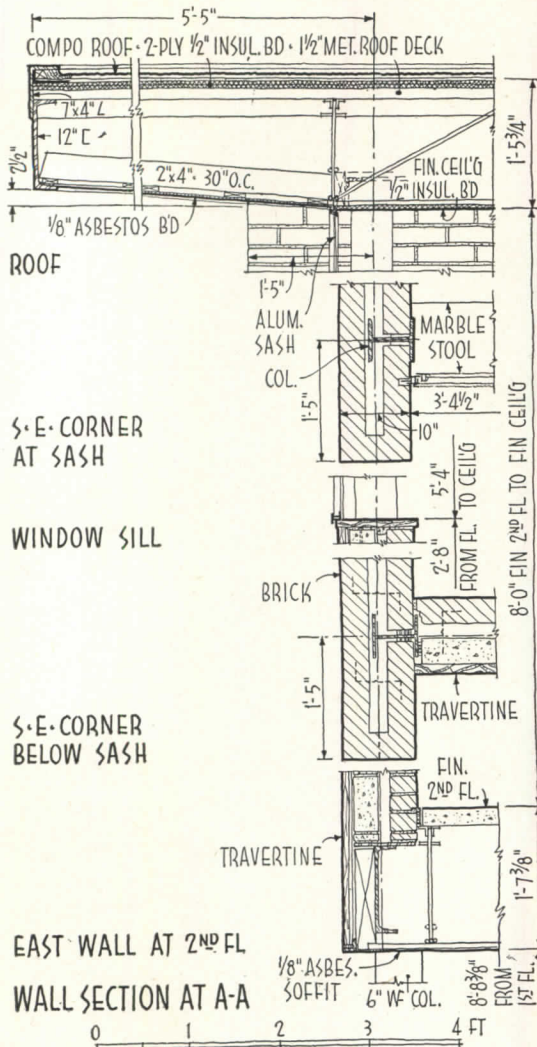
Herold Building, Oklahoma City, Oklahoma

Vahlberg, Palmer & Vahlberg, Architects

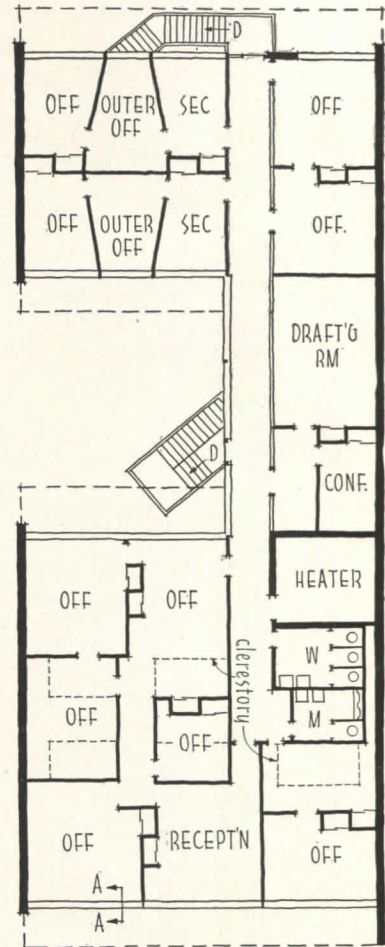
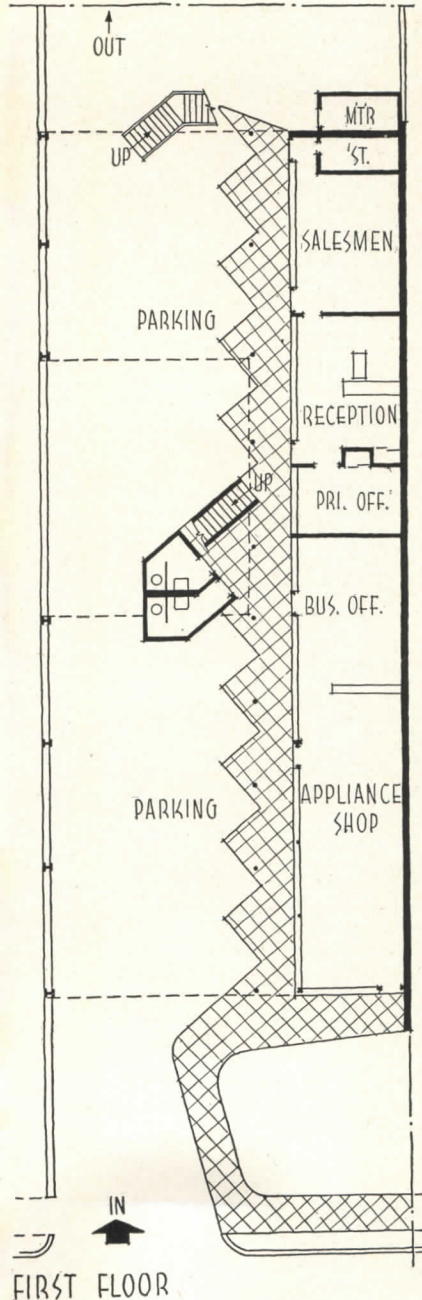


A. Y. Owen Photos





A narrow inside lot, with parking requirements, pushed the architects into drastic measures to develop rental income





SECOND FLOOR.

A RATHER unusual program was given to the architects of this speculative office building. The owner had an existing business site that he wanted to put to more lucrative use. His only requests were the provision of as large a building as possible, with minimum maintenance, operation and upkeep costs. Decisions as to the type of building to be built, its exact size and cost, and subsequently its management, were left entirely up to the architects.

The site was an inside lot on a busy traffic artery with no parking allowed. It was located about a mile north of the city proper, close to hospitals and a shopping center. Adjoining property could not be purchased. Zoning


ordinances required a set amount of parking area for each square foot of rentable space. Three stories was the height limit allowed.

The program of requirements was drawn up by the architects after an analysis of office space requirements, property values and building costs, type of building needed in the area, leases and potential return on long term leases. It was finally decided to construct an office building to serve general businesses which must be close to the downtown area, but not necessarily in the heart of town. Provision for private automobiles therefore became a major factor. To assure maximum rental values, outside light and ventilation to all spaces was necessary.





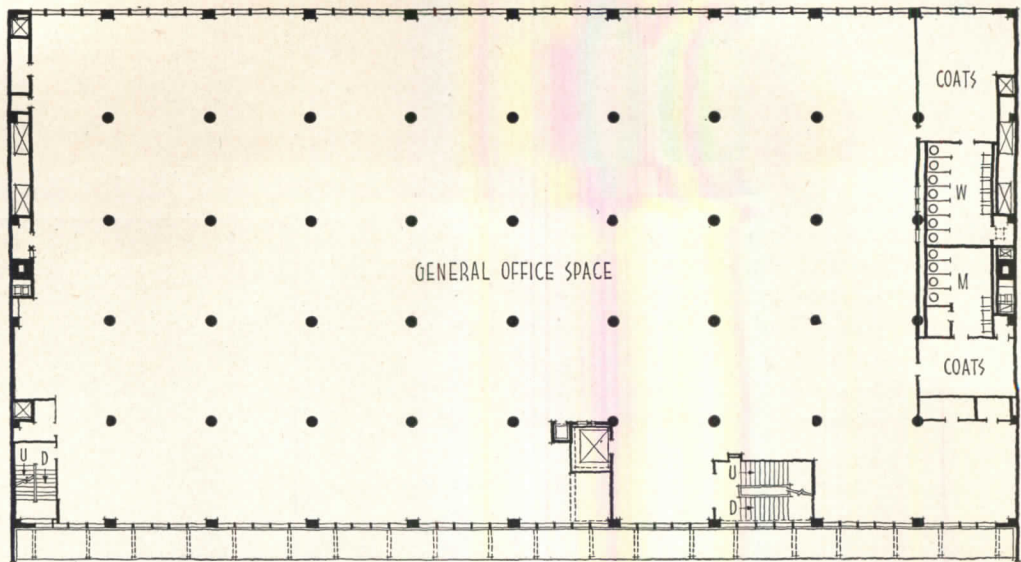
The final size of the building was determined by the fact that a paying investment was required by the owner. Thus taxes, insurance, rate of return and the rental per sq ft of this type of office building determined its final size. A two story height was settled on after computing that the rentals from a third floor would not pay for its costs plus the cost of an elevator, which would then be necessary.

To obviate the feeling that any of the office spaces were at the rear of the building, a drive-through feature with parking spaces for each tenant was created on a large portion of the first floor area. The building above was made U shaped for maximum air and light on the inside lot. All automobile entries are made from the street and exits out the alley.

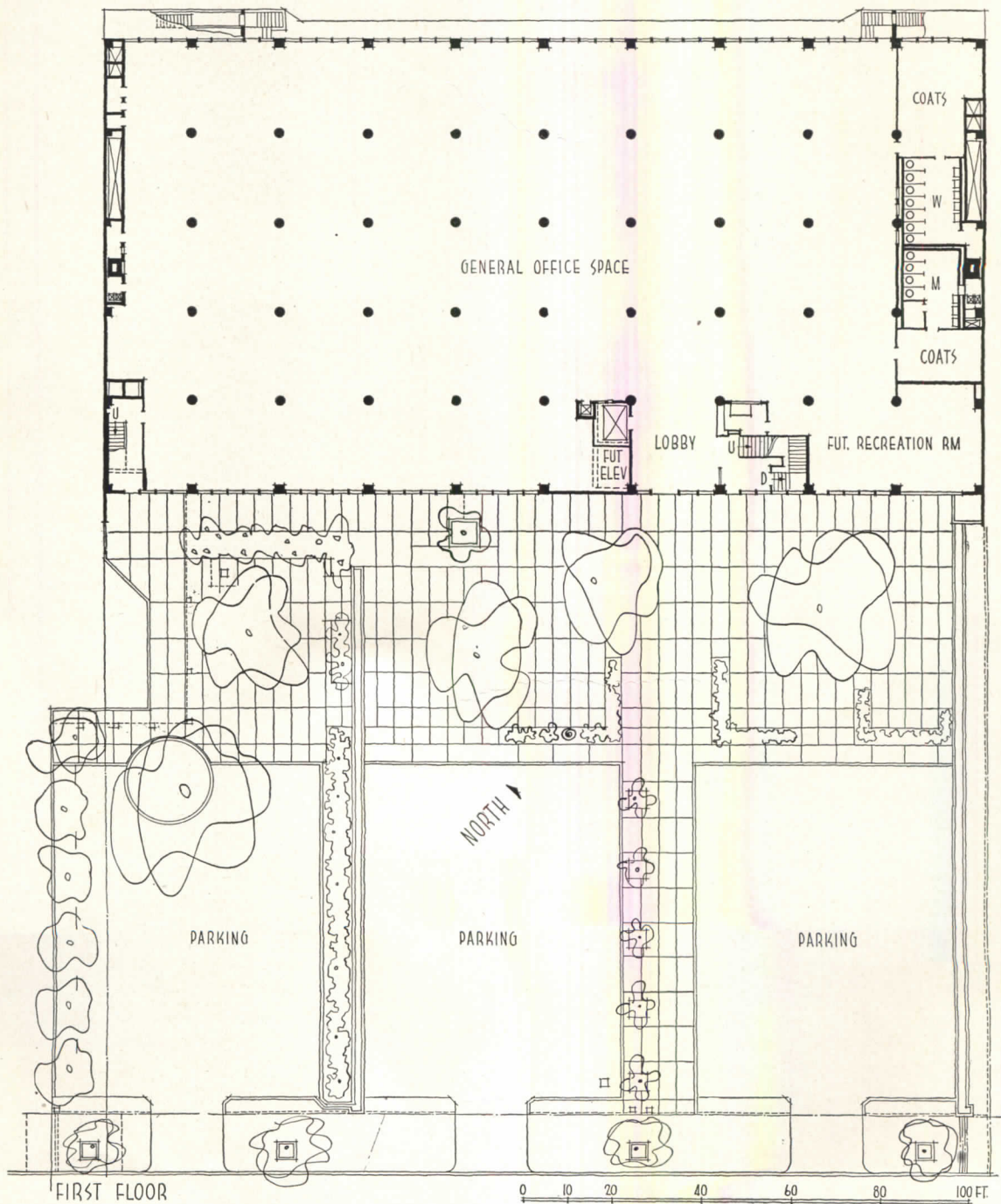


Court walls use as much glass as possible, to get maximum light into interior spaces, since the narrow lot affords no "light protection," and party line walls can have no windows. A few inside offices are given extra light by means of clerestory windows (right, below)





SECOND FLOOR



FIRST FLOOR

0 10 20 40 60 80 100 FT.



BIG BUSINESS MOVES TO THE COUNTRY

Pacific Headquarters for Insurance Company of North America, San Jose, Calif.

Wurster, Bernardi and Emmons, Architects

Thomas Church, Landscape Architect

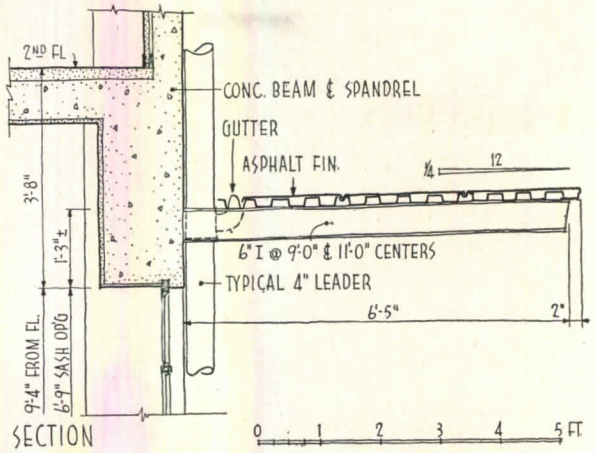
IT HAS frequently been said that the city skyscraper will give way to just such headquarters buildings as this — individual company establishments in smaller towns, with open surroundings, landscaping, parking, and other means of making life more pleasant. This unusually attractive building shows how tempting such considerations can be. The insurance company moved its Pacific Coast headquarters from San Francisco to quiet San Jose, built a handsome but inexpensive building, to “get away from it all.”

In plan, large open floor areas were required to permit simplicity of operation and continuity during work processing. The concrete structure with bell-capped columns was developed as the least expensive method of

providing open, undivided space, carrying the floor loads and providing a fireproof building to house valuable records. It is designed for an additional floor to be added when needed. There was no effort to conceal the true functions of such things as air ducts on the ceiling, acoustic treatment placed directly on the ceiling slab, elimination of plaster surface on the columns. Attractive appearance of these elements was sought through the use of color: interior walls are gray green, columns darker green, and the lobby and stair hall a still darker green. Heating and ventilating ducts are painted red, as are the door frames (“boldly for decoration”). Sun shields over large window areas and air conditioning contribute to working comfort within the building.



Simple, inexpensive sunshades on the southeast facade give protection against sky glare and solar heat, even though with this orientation full protection is impossible




Interiors are simply and boldly done. Ducts and columns are frankly exposed and gaily painted. Columns are dark green, walls a lighter green, air conditioning ducts red





Roger Sturtevant Photos



REMODELING SOLVES SPACE PROBLEM

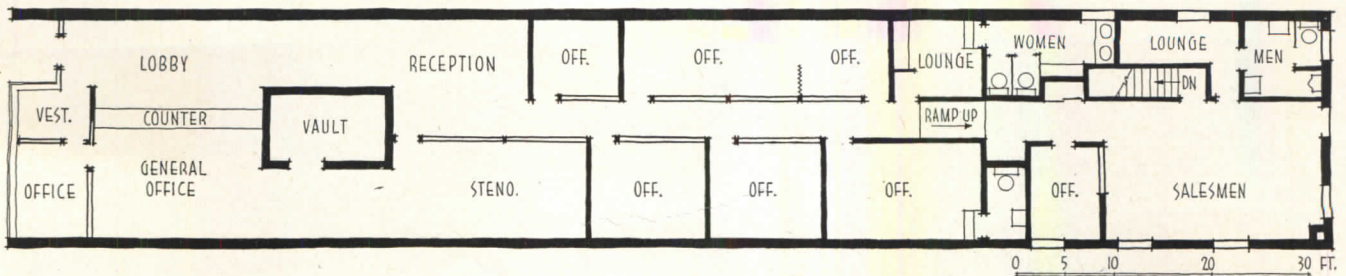

*Fidelity Investment Company Offices
Wichita, Kansas*


Ramey, Himes & Buchner, Architects

LIKE many another concern faced with shortage of available office space, as well as building restrictions and high costs, Fidelity Investment Company has secured pleasant, ample quarters through the purchase and remodeling of an old downtown building. The first phase of the project, the ground level, is shown on these pages. Future plans call for remodeling of street elevation and second floor, with addition of stairs.


The architects have succeeded in creating a good

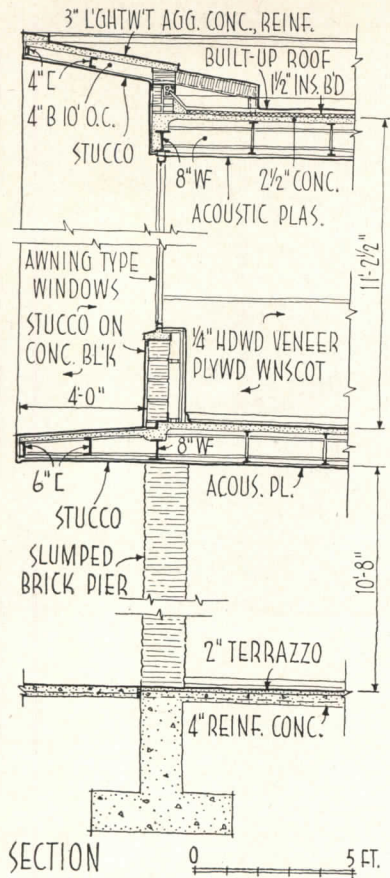
sense of space within the confines of the long narrow plan. Generally, divisions of work areas are suggested, rather than completely separated. The exposed brick vault, dropped ceilings, glazed half-partitions, plain surfaces and flush lighting fixtures all serve this end. Clean lines and color also play an important part. To reduce costs, original heating and plumbing locations were not changed, and all materials were selected for ease of maintenance and durability.






Frankly expressed brick vault serves to define divisions in general office area (left and above). Walls of the room are in quiet, cheerful colors — gray green, lemon yellow, mahogany. Offices off corridor (below) are in blue gray, green gray and mahogany. Floors are gray rubber tile, brown asphalt tile, tan carpeting







Hedrich-Blessing Photo



Dominant feature of this combination store and law office building is cantilevered block of second story (photo and detail above). Angled store fronts permit easy visibility from street. Interiors are simple, easy to maintain. Below: reception room of owners' suite




Elliot Bond Photo

NEW VERSION OF AN OLD IDEA

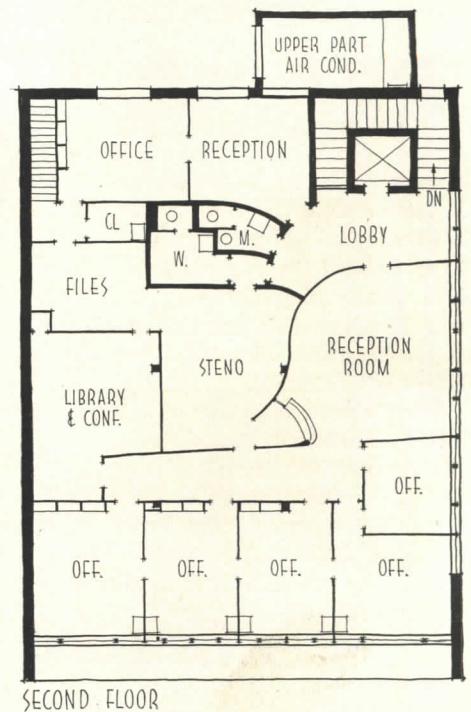
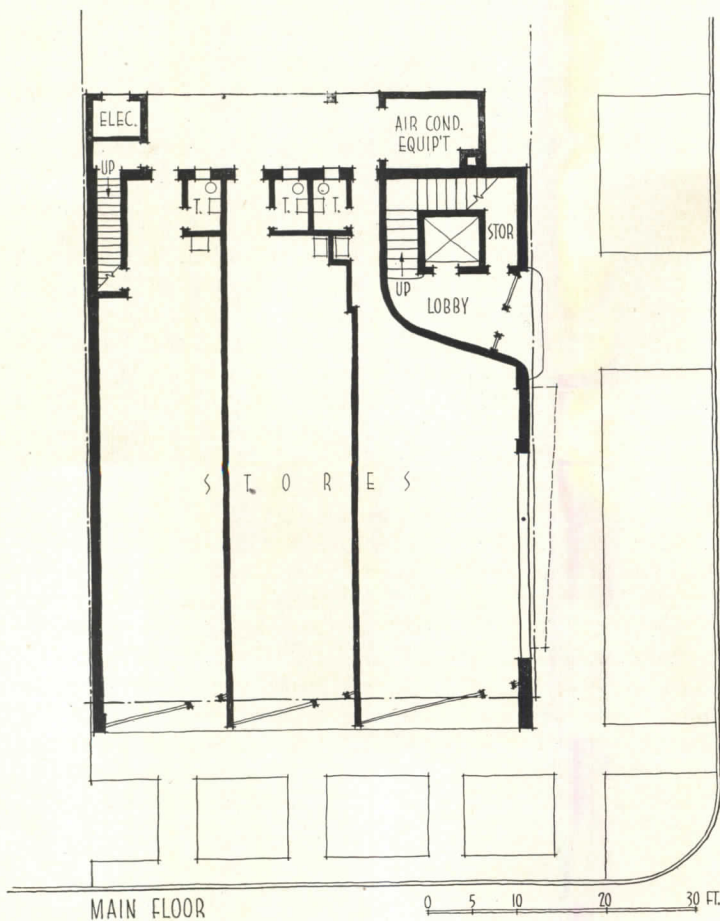
*Charles J. Schuh Office Building
St. Petersburg, Florida*

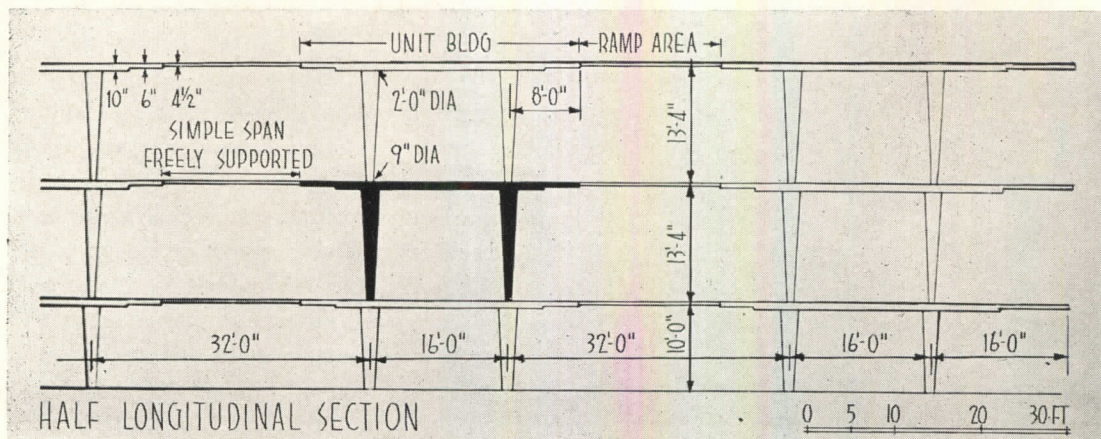
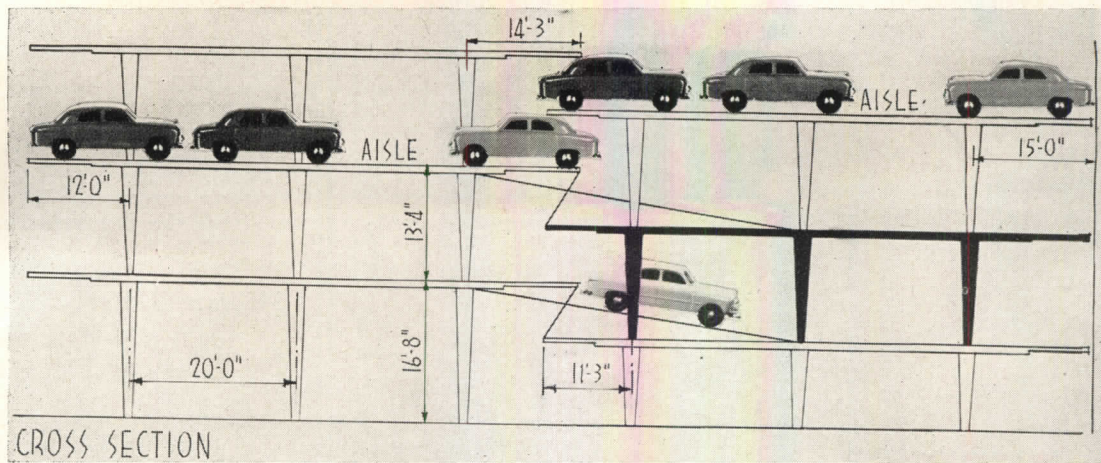
William B. Harvard, Architect



IN CONTRAST with the usual main street location for law offices, the site selected for this building is at a corner beyond the worst congestion, and is shaded with old oak trees. To make the structure a sound investment, the lower floor is devoted to three rental areas for stores. The second level houses the owners' law firm and a rental suite for another attorney. All offices have access to the file and conference rooms.

Entrances to the downstairs stores and the second floor lobby are planned for maximum visibility from the street intersection. The cantilevered projections of the main facade serve both as sun shield for the large glazed areas, and to direct attention to the second floor offices. Glare reflection is further reduced by the exterior finishes — concrete block and stucco with green integral color, and shadow brick. The efficient, comfortable interiors are air conditioned, and have acoustical plaster ceilings, flush cold cathode and strip lighting, terrazzo floors on bar joists. The structure is steel frame, fireproof.





Indicated by blacked-in sections, the unit building is independent structurally from surrounding units. Columns are hinged at the bottom, allowing them to be tapered. Overlapped cantilevers make space for one more car

PARKING GARAGE: SERIES OF UNIT BUILDINGS

Laurence G. Farrant, Consulting Engineer

Diboll-Kessels, Associate Architects-Engineers

W. C. Harry, Project Engineer

Gervais F. Favrot and Co., General Contractor

IMAGINE if you were to stack toy blocks, or in this case several tables one on top of the other, and then were to set several stacks side by side. This is a greatly simplified explanation of how the New Orleans parking garage shown here was built. Called the "unit buildings" principle, it aided the engineers in their objective of a balance in function, economy, and esthetics. It is an outstanding example of what clean design can result from flat slab construction without bulky drop panels and capitals. The flat slab provides space for parking as well as horizontal movement of cars.

There are 30 separate structures each

This article is based partly on the engineers' technical paper, "Unit Buildings Cut Construction Costs," Journal of the American Concrete Inst., V 22, No. 9, May, 1951.


independent of the other, but similar in proportion. A number of advantages accrue, one of the main ones being the extremely low cost of \$400 per car, well below the national average. A parking garage is considered economically sound by the American Automobile Association if it costs no more than \$1350 per car.

The economy is due partly to use of open decks, eliminating the need for walls and mechanical ventilation. Even so, the cost is favorable in comparison to other open deck garages.

The principle need not be limited to parking garages alone since, functionally, most buildings consist of working areas plus some access from one floor to another. Whereas the garage consists of parking areas approached by ramps, the

floor areas could as well be offices with the ramps supplanted by elevators or stairs. In fact, it is designed so that two more stories can be added later if desired.

The rendering at the bottom of the facing page suggests that an office building might be built on top, reached by elevators in the place of a group of ramps. In this type of construction, curtain walls could be added or removed easily. The columns are hinged at the bottom in such a way that there is no mechanical tie between successive unit buildings. So it is possible to lift one unit building off another without loosening bolts or cutting material. The designers feel that the unit buildings may lend themselves well to the Youtz-Slick system, where slabs are poured



on the ground and hoisted up the columns by means of hydraulic jacks. (ARCHITECTURAL RECORD, Jan., 1949.)

Construction economy was possible because concrete did not have to be placed simultaneously, but could be carried from one unit to another. As the unit buildings are similar, there was a maximum of standardization and re-use of forms.

Functional Design

The size of the garage was predicated

on the rule that no customer should have to wait more than three minutes for the delivery of any automobile. Thus the garage was extended as far as the property line would permit and built three stories high. A man lift takes attendants from one floor to the other.


The average space of structure per automobile is 200 sq ft. The designers say this represents quite a bit of space saved over other parking facilities.

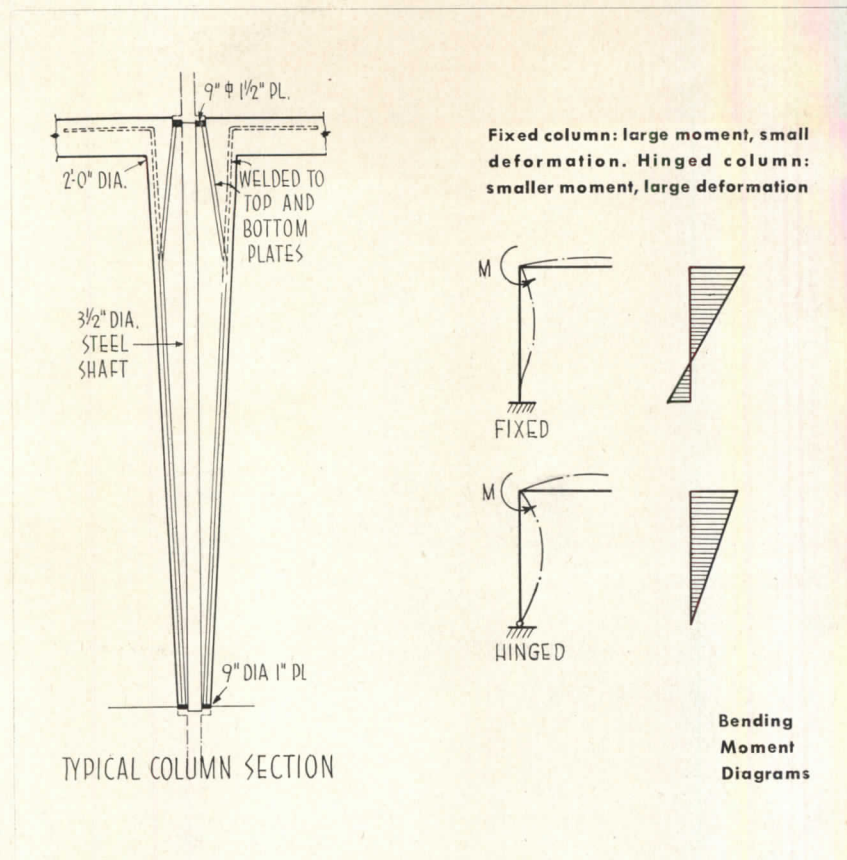
The unit building principle permitted overlapping of cantilevers at the center

of the structure for the most efficient use of space — one extra row of cars can be accommodated. Further justification for the cantilevers was the considerable encroachment of the foundations of an adjoining building.

If the columns had been rigidly fixed, they would, of necessity, have been quite large due to the bending moment caused by the long cantilevers. Instead, the columns were hinged at the bottom, which means that there is zero bending force at this point and the columns

Here is the designers' conception of how a two-story office building might be added on top of the garage. Columns are designed to take such a load. Because the unit buildings are stable by themselves, slabs and ramps between units could be removed for construction of an elevator shaft or stairs





could be tapered down to a small diameter at the bottom. The hinge at the base allows the unit buildings to be independent, since the bending moment of the columns is not transferred from one building to another. Forces created by uneven settlement of foundations will not create bending moment in the structure. Thus the number of stories is limited by the compressive resistance of the columns of the stories below.

There are no construction savings in these tapered columns when compared with columns of constant section—square, round, etc. However, the space which is gained at the base of the column for access of automobiles more than warrants the additional cost, according to the designers. They assert that sometimes these dimensions are so critical that the saving in space can mean the difference between building an expensive or a low cost facility such as the New Orleans parking garage.

In order that the ramps would not complicate the parking areas, they are just hung between the unit buildings. Ramps and the slabs around them could be removed without any structural effect. The ramps are not continuous, but are designed in two sections so that the

unit buildings are still independent. (See sketch, p. 171.) The unit buildings can remain a standard size with minor adjustments, and the length of the slab suspended between buildings can be variable, or where convenient, omitted completely. In this garage, ramps are suspended approximately on 48-ft centers.

Thorough structural planning yielded considerable savings in steel and concrete. The thickness of the slab was reduced to an average of $7\frac{1}{2}$ in. as compared with $12\frac{1}{2}$ in. uniform thickness if the garage had been a continuous monolithic structure. Also, if the columns had been spaced at 24-ft centers instead of alternating at 16 and 32 ft, a 9-in. uniform thickness would have been required.

Due to the design used, up to 30 per cent of the reinforcing steel was saved, even though the average depth decreased. Recently, the designers investigated a method of stress analysis which is performed on a plastic model of the structure to be built. Called *Presan* (photo-reflective stress analysis), the method tells exactly how much reinforcing steel is needed and where it should be located, and now the engineers


Small schematic drawings demonstrate the difference in structural behavior between a column fixed at both ends and the column used in the garage, hinged at one end. The shaded triangles represent the bending moment diagrams for the two types of columns. Note that with zero bending moment at the bottom of the hinged column, it can be very much smaller at the bottom than at the top, apparent in the typical column drawing at left. The hinge is formed by the shaft and plate.

believe that the weight of reinforcement could have been reduced another 30 per cent. The actual quantity of reinforcing steel used was an average of 5 lb per sq ft of slab area.

Hinge Construction


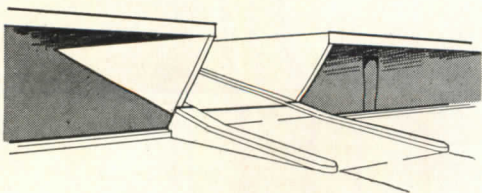
Column reactions are transferred to a $3\frac{1}{2}$ -in. diameter, cold rolled steel shaft, which is set in a socket at the base of the column to form a hinge. (See sketch above.) The socket consists of steel plates and another section of shaft which transfers the load to the column below. Reinforcing bars of the columns are welded to the shaft, and the shaft is embedded in concrete to transfer the axial load from column to shaft and shaft to column. This is shown also in the sketch.

Conventional flat slab construction usually requires square drop panels and conical heads on top of the columns to reduce the shearing stresses in the slab. Unfortunately, convention has dictated the uses of these same drop panels and conical heads where the loads have not been sufficiently great to require them. With the type of column used here, the need for additional shear reinforcement was eliminated.



Above: imaginative structural engineering is responsible for the slim, clean lines. Slender pipes between the two upper stories are for drainage. Left: gives a good idea of how much space is saved by overlapping the cantilevers

Below: vertical movement of cars is supplied by ramps spaced on 48 ft centers between five rows of unit buildings. They take up very little space and are separated into two sections, so there is no tie between unit buildings



LIGHTING SYSTEMS SUIT TWO BUILDINGS


A. Tailored designs for college art building

Worcester Art Center, Appleton, Wisconsin

Richard Phillip, Architect

C. M. Brooks, Director of the Center

Adrian Godschalx, Lighting Consultant



SPACE, finishes and light are skillfully combined in the Worcester Art Center. Lighting in each room is tailored to suit its purpose. For example, in the entrance exhibit room the keynote is attraction lighting, in the architectural design classroom the lighting is for visual efficiency, in the seminar room the lighting is for atmosphere and appraisal, and in the lecture theater the goal is dramatic display lighting.

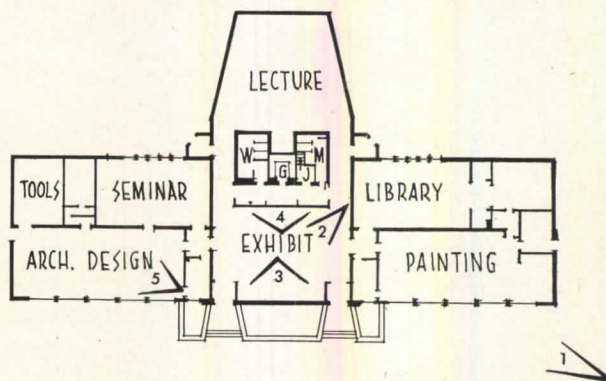


Exhibit Room

Cove lighting, downlighting, spotlighting and wall lighting create an inviting setting for art displays. An incandescent cove provides warm, low level atmosphere lighting. Complementing this are the downlights over the center area which give highlight and shadows. The main lighting feature of the room is that pointing up perimeter wall displays. By judicious use of reflector lamps, light draws the visitors' attention to each art grouping being displayed.

Architectural Design Classroom

In contrast to the display lighting of the Wriston Exhibit Lobby is the very functional, but comfortable, lighting in the architectural design classroom. Here over 50 footcandles are provided on the

drawing board, because of the long hours of close and detailed work being done. Fixtures are metal-sided luminaires which shield the fluorescent tubes from crosswise view. However, louvers under the lamps are eliminated as the tubes are of the large diameter, low brightness type. Elimination of louvers with this type of fluorescent fixture also cuts cleaning bills. The low brightness lamp reduces reflected images from glossy paper and drawing equipment.

Life Drawing Classroom


Lighting here is the same as in the architectural drawing classroom, but in

addition, light for modeling is provided by supplementary floodlights and spotlights which are arranged as required.


Seminar Room

Recessed, prismatic troffers in the ceiling provide a level of 30 to 40 footcandles, suitable for conferences and also for art study work. Accent lighting is provided by individual adjustable reflector lamps which are aimed at the end wall. Each can be controlled by the lecturer as he stands at the side of the display. Slimline lamps in the drape valance help the drape serve its function of breaking up the severeness of the flat

2



3



wall areas. In a lighted case are art objects on special display.


Library

The library repeats the lighting system of the seminar room, and in addition, the magazine rack alcove is provided with three reflector lamps which invite the student to browse among the current periodicals.


The Lecture Theater

The audience and lecturer are located in a recessed area surrounded by a display area gallery. The lecturer has a miniature control board as part of the podium. From it he can control and dim any of the lights in the theater. He can dim the house lights, bring on any of the six spotlights or flood the gallery side walls. Motor drive operates the screen, and the automatic slide projector changes the slides at the touch of a button. While the room is simple in its surface treatments, the space and the lighting are designed entirely around the needs of the lecturer and the seeing requirements of the audience.

4






5




B. Lighting helps convert warehouse to offices

Swarthout Co., Cleveland, Ohio

Bright, comfortable lighting was provided in the Swarthout Co. offices, formerly an old industrial warehouse, through ingenious use of the existing deep ceiling beams as louvers for fluorescent lamps. The drafting section has nearly 100 footcandles at night, and there have been no complaints about shadows or reflections. The lighting level in the general office space is well above 50 footcandles. Lower right photo indicates brightness and illumination (underscored) values after 6 months' operation





LIGHT PRECAST JOISTS LOWER SCHOOL COSTS

By J. A. Murlin of George L. Dahl, Architects & Engineers

STRUCTURAL concrete framing generally is tailor-made at the site, in contrast to factory-fabricated steel framing with its production line economies. When a prefabricated structural unit, such as the lightweight concrete floor and roof joist shown here, is made available to the building industry, it is a definite step in the right direction—application of factory mass-production and quality control, resulting in less on-the-site labor and lower building costs. Fig. 1 is a cross-section of the joist, which is cast in metal forms, steam cured and stock-piled awaiting ship-

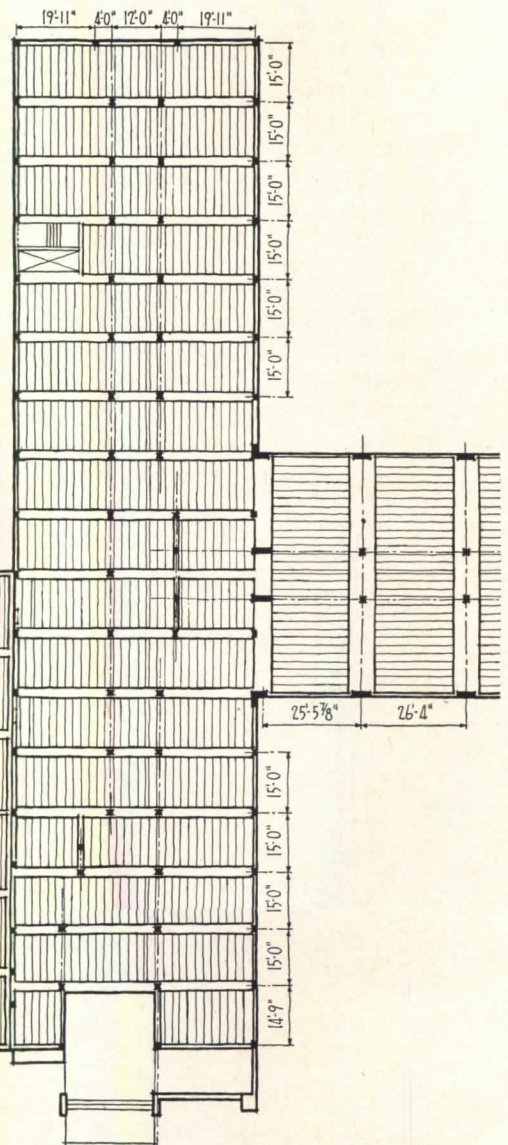
ment. The aggregate used is expanded shale.

Joists Tied into the Structure

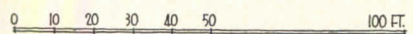
The joists may be used as floor or roof decking laid on prepared supports of steel or concrete, but their greatest contribution to economy is in the so-called "continuity system" illustrated in Fig. 2. Rather than being simply supported on the beams, the ends of the joists project into the beams and are covered by a concrete topping so as to form a continuous monolithic structure. Load tests prove the joist capable of carrying

58 lb per sq ft as a simply supported beam 20 ft long, or 76 lb per sq ft when it is integrally cast with its supports. Its own dead load weight is 20 lb per sq ft in the standard shape dimensioned in Fig. 1.

The method of forming and shoring

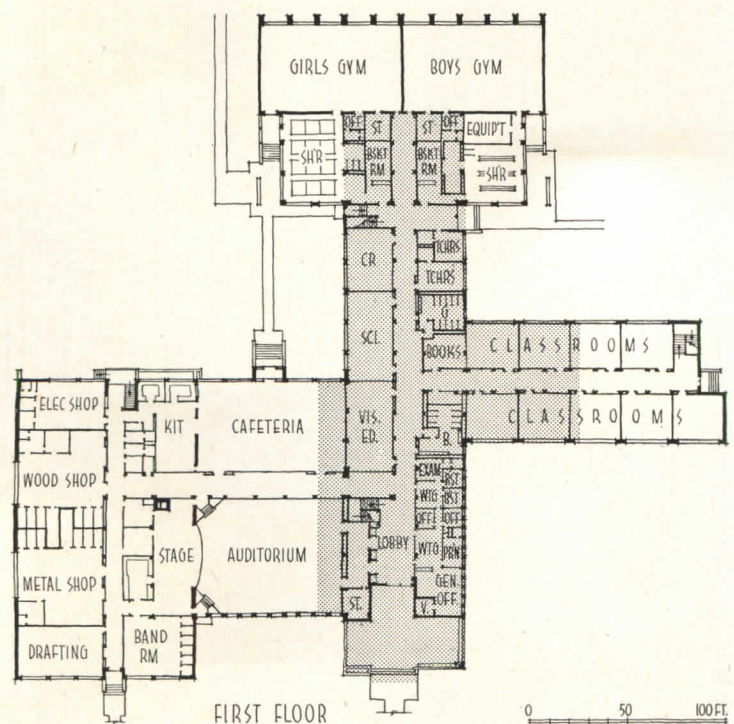


FIRST FLOOR FRAMING PLAN




The author's first article on applications of lightweight concrete appeared in June.

Plant-fabricated concrete joists bring the economies of factory methods to a large junior high school in Dallas, Texas. Shading on small plan indicates extent of framing plan



FIRST FLOOR




shown is for a bay with 24-ft column spacing. The only formwork required for the entire bay is the flat bottom of the 4 ft 4 in.-wide beam. The precast joist is laid on the 2 by 4 at each side of the form, the joist projecting 2 in. into the beam space. Plywood closures are nailed in place at the ends of the joists and the deck is ready for pouring the concrete. The 1½ in. to 2 in. topping can be poured at the same time as the beam, except that it has been found more advantageous to pour the beams an hour or so ahead of the topping because of settlement of the concrete in the beam.

The steel shown in the bottom of the joist legs in Fig. 2 is extended about 9 in. Another bar is cast in the upper leg and extends back into the joist beyond the quarter point, and also far enough into the beam to provide full bond strength. Wire mesh is needed in the topping and longitudinal steel in the beams (not shown in the drawing).


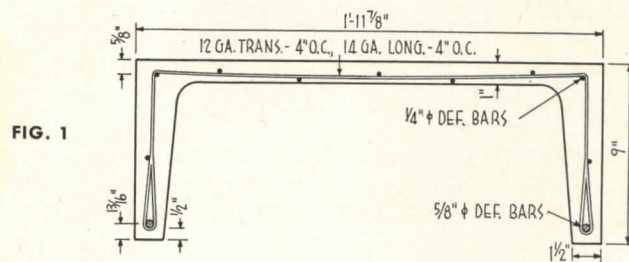
Labor and Material Economies

Apparent immediately are the tremendous savings in labor and materials. Furthermore, the speed with which an entire building may be framed saves as much as 30 per cent of the usual labor cost. The photos show this type of framing for a large junior high school being built in Dallas. As proof of the labor savings mentioned above, this building was completely designed twice — first using flat plate design with lightweight concrete as described in a previous article (*Steel Saved in Lightweight Building, June 1951*); and then with the precast joist system. Calculated savings for the flat plate design over any other type of framing was about 45 cents per sq ft. The contractor bid the precast system at \$36,000 less than the flat plate which, for 84,000 sq ft, amounts to an additional 43 cents per sq ft. Thus, the total economy is about 88 cents per sq ft, or 10 per cent of the entire general contract. The contractor had had no previous experience with this type of framing. Otherwise, the savings would undoubtedly have been much greater.


The classroom wing of this building will serve as an example of steel savings. Column spacing the long way was 26 ft 4 in., which called for an 80-in. wide supporting beam for the precast joists. With the 4000 psi lightweight concrete described, it was possible to span the short way of the wing with a beam depth of 12½ in., the columns being spaced 24 ft, 12 ft and 24 ft. The weight of steel per beam was 2816




Above: Formwork is kept to a minimum, evidenced by that shown for the first floor beams. Column reinforcing protrudes. Below: Cross-section through joist showing location of reinforcing



Above: Crane not shown in photo lifts joists from load at left and lowers them into position, spanning between beam formwork. Below: Second floor joists near one of the columns





After joists have been set between beam formwork, plywood closure blocks are nailed in the ends before the beam concrete is poured. Sketch below shows continuity of framing system

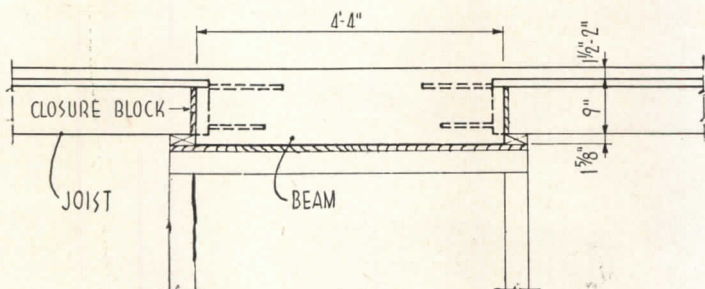



FIG. 2

Below: Beam reinforcing and wire mesh have been laid. It was found best to pour beams first, the topping an hour later



lb. Had sand and gravel concrete been used, the steel required would have been 3532 lb — an increase of 25 per cent per beam and a difference in cost of \$72 which is considerably more than the \$38 difference in cost of the lightweight concrete over the sand and gravel.

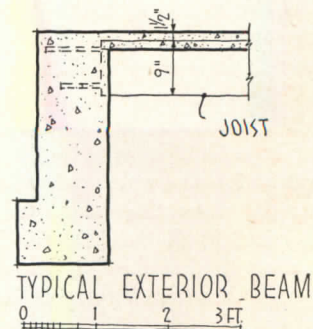
Lightweight Concrete Characteristics

The precast joist system may be used with supporting structure and topping of sand and gravel concrete, but in this case lightweight structural concrete was used for all concrete above the grade beam level. The mix design used was 658 lb cement, 1456 lb crushed expanded shale aggregate, 407 lb of blow sand (aids workability, prevents "bleeding"), plus 3 1/2 lb of an admixture which acts as a retarding densifier.

A typical laboratory report of the mix shows 10.5 gal of water in the aggregate, 41 gal added at the mixer. Evidently the water in the aggregate does not immediately enter into the hydration process, so the water added at the mixer approximates that for the usual sand and gravel water-cement ratio. Test results show that 45 cylinders broken at 7 days had an average strength of 2448 psi, 21 cylinders broken at 28 days averaged 3958 psi, while 2 trial cylinders broken at 90 days yielded 5770 psi.

Conventional hard rock concrete attains most of its strength in 28 days, while this lightweight concrete continues to gain strength at a fairly high rate at least until 90 days.

The most apparent effect of this slow self-curing is the complete absence of shrinkage cracks in the thin 1 1/2 in. topping poured on the precast joists. Where the thin topping joins the beams (depth generally 12 5/8 in.) not a single crack occurred. All pours were made in warm weather. A spray solution applied immediately after troweling was the only curing method used.



TYPICAL EXTERIOR BEAM

PRODUCTS for Better Building


Flexible Steel Tubing Developed For Radiant Heating

Therma-Koil Flexible Steel Tubing, a new product specifically developed for hot water radiant panel heating systems, is considered quite timely by its manufacturers, due to the current restrictions on copper and limitations on the production of iron pipe. The firm reports that the supply outlooks are excellent for the type steel from which the new tubing is made.

Therma-Koil is finished with a protective coating against corrosion, and comes in two sizes, $\frac{1}{2}$ and $\frac{3}{8}$ in. inside diam. Both sizes have a wall thickness of .035. The tubing is formed from SAE 1008 low carbon sheet steel, joined by a process of electric resistance welding. These seamless joints are claimed to have greater strength and equal flexibility to the tube wall itself, which is said to withstand a working pressure of 1000 lbs per sq ft. Hard exterior walls of the tubing are said to minimize damage from denting or pinching. It is available in continuous lengths up to 500 ft. Special compressing type fittings and balancing valves, which require only a hand wrench, are available. The tubing is said to be low cost, and easy to handle and install. Thermapanel, Inc., 342 Lincoln Ave., San Jose, Calif.

Economical Building Block

Ylong, an economical building block composed of low quality oil shale, limestone and coal mine waste, has been used in Europe by the Swedish architect Dr. Axel Eriksson. Its compressive strength is 1000 lb per sq in. The material is claimed to be fire proof, frost resistant and water resistant. It is said that it can be worked like wood, cut, sawed or plugged. These blocks are said to be capable of carrying external walls up to ten stories. This material has been in use in Europe since 1929; in Sweden a wall built of ten-inch blocks of this material is officially recognized as fire proof. This material is suggested for use in partition walls, insulating slabs, roof



Flexible steel tubing, above, in a radiant heat installation before concrete is poured

slabs, and lintels. The manufacture of this block is a patented process, franchise rights are being sought in America. Further information can be obtained through the American Nayco Corp., N. B. C. Building, Cleveland, Ohio.

Modular Drafting Aids

Among the materials available for the assistance of the architect in modular planing are 32-in. width rolls of paper marked in grid lines to the module of 4 in. These rolls are available in grids having scales of $\frac{1}{4}$ in. equals a ft; to scale $\frac{1}{8}$ or $1\frac{1}{2}$ in. only a change in module value is necessary. The drawing can be made directly upon the scaled tracing paper, or a coated paper may be used as an underlay. All are supplied in rolls, in lengths of 5, 10, 20, and 50 yds. Also available are Palmer Modular Design Scales for masonry courses. These are supplied in 13 in. lengths of acetate-covered cardboard with $\frac{1}{8}$, $\frac{1}{4}$, and $\frac{3}{4}$ in. equals 1 ft. Palmer Manufacturing Co., 3237 Lee Blvd., Arlington, Va.

Floor Tiles

• *Pearlstone*, a vinyl tile flooring features a pearlized vinyl element distributed over the surface. The introduction of


this element aids in the disguise of stains and traffic scars. This product, like the standard line, does not require waxing for maintenance. It may be cleaned with soap and water. Available in seven basic colors, it comes in 6, 9, and 12 in. squares, $\frac{1}{8}$ in. thick. Dodge Cork Co., Inc., Lancaster, Pa.

• *Arraflor*, vinyl-asbestos tile flooring is suggested for application where heavy traffic conditions exist, in below grade installations where moisture is to be considered, or where grease, oil, and fat conditions prohibit the use of other types of flooring. The producer states that this product is not affected by such solvents as gasoline, naphtha or alcohol. *Arraflor* is available in 18 marbled colors in 9 by 9 in. square tiles. B. F. Goodrich Flooring Division, Watertown 72, Mass.

• *Texfloor Terano* tile's "finger painting" coloration introduces an interesting variation on the usual marbled effect. Available in six colors this new pattern supplements the company's mid-year showing of new products. It is available in 9 by 9 in. squares of standard tile gauge. Sloane-Blabon Corp., 295 5th Ave., New York 16, N. Y.

(Continued on page 186)

LITERATURE FOR THE OFFICE



Typical illustrations showing sections of architectural shapes under wind tunnel tests in natural ventilation study

Natural Ventilation Study

Some General Considerations in the Natural Ventilation of Buildings, Research Report No. 22. This report prepared by an architect, a physicist, and an aeronautical engineer explains some of the basic movements of air in a particular application, that of architectural design. It gives the architect a basic foundation from which he may predetermine the manner in which he may proceed with his design, taking full advantage of natural ventilation. Characteristics of air flow are thoroughly covered under eight headings. Some of them are high pressure areas, wind shadows, inertia, location of openings, maximum air changes, and changes in the direction of air flow. Photographs show the circulation of air about various model shapes and illustrate well, along with drawings, the movement of air masses. Typical problems are stated and the solutions are

*Other product information in Sweet's File, 1951.

given to further illustrate the basic principle of air flow. Texas Engineering Experiment Station, Texas A and M College, College Station, Texas.

Steam Generators

Steam in a Package. This descriptive pamphlet shows clearly the major refinements in the design of the firm's steam generators. Attention is paid to the overall coverage of the engineering that has been done upon these units; it is presented in such a manner that the layman can fully appreciate the efficiency of the unit and what it has to offer in the line of power supply. 11 pp., tables. York-Shipley, Inc., York, Pa.

Figured Glass

Figured Glass by Mississippi. Booklet illustrates thoroughly the applications that have been made with the manufacturer's products. There are approximately 100 photographs showing the applications of corrugated glass, and many other patterns of textured glass. 20 pp., illus. Mississippi Glass Company, 88 Angelica St., St. Louis 7, Mo.*

Truck Mixed Concrete

Horizontal and Adjusta-Hite Moto Mixers, Bulletin 51-29. Pamphlet illustrates the versatility of the Adjusta-Hite designs and gives full specifications of the machine. The applications of this mixer design are shown with photographs of trucks supplying materials in the field. Dimensions of the machine are given for each capacity, 3 yd, 4½ yd, and 5½ yd. 23 pp., illus., tables. Chain Belt Co., Dept. PR, 1600 W. Bruce St., Milwaukee, Wis.

Air Conditioning

Air Conditioning in Theaters, AD 16-R. Reprinted from Refrigerating Engineering, this pamphlet concerns the problems that are encountered in the design of a system for a theater. It covers such subjects as interior design conditions, cooling load, outside air quantity, air circulation, required air,

equipment size, location and arrangement of apparatus, selection of refrigeration system, exhaust air systems, and automatic control. 8 pp., graphs, tables, illus., price 45 cents. American Society of Refrigerating Engineers, 40 West 40th St., New York.

Stage Equipment

Clancy Proscenium Treatment. How to Build a Modern Stage. The first of these two catalogs describes the effects that can be obtained with contour curtains, movable stage dollies and the services rendered by the firm.

The second pamphlet describes available consultation services on stage design that are available to the architect. (1) 15 pp., illus; (2) 5 pp., illus. J. R. Clancy, Inc., 1220 W. Belden Ave., Syracuse 4, N. Y.

Perimeter Heating

Perimeter Heating — Engineering Installation Manual. A full description of perimeter heating is given in this booklet. Installations in floor slabs, floors with crawl space under them, and floors with full basements under them are covered in detail. Methods of providing perimeter insulation are also discussed. 36 pp., illus. The Lennox Furnace Co., Marshalltown, Ia.

Textured Metal Sheets

Rigidized Metals. This folder discusses strength of surface textured metals compared with standard flat sheets of metal. Examples are given showing the amount of weight saved with rigidized metal sheets compared with flat sheets of comparable strength. Tables showing rigidity, buckling strength (cylinder), impact, and tensile strength. 8 pp., illus. Rigidized Metals Corp., Dept. A, 685-P Ohio St., Buffalo 3, N. Y.

Dry Expansion Coolers

Freon Coolers, Dry Expansion Type. Catalog describes standard line of firm's coolers and includes charts and tables

(Continued on page 216)


**NOTES FROM AN
ARCHITECT'S
SKETCH PAD**

**LOOKS LIKE
THAT VERSATILE**


**DRAVO "COUNTERFLO" HEATER CAN
BE USED ON PRACTICALLY ALL OUR JOBS.**



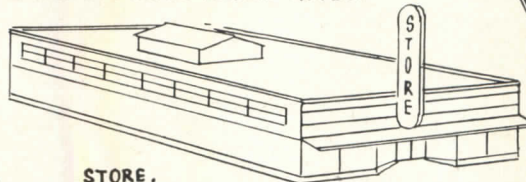
**SCHOOL. DISTRICT BUDGET LIMITED. CAN
SAVE WITH DRAVO HEATERS.**



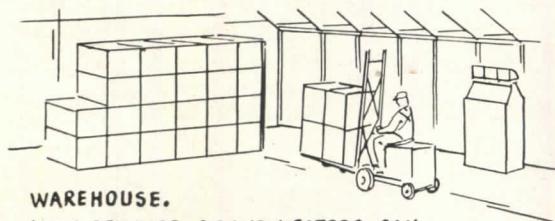
**CHURCH. INTERMITTENT HEATING. NEEDS
QUICK PICK-UP. DRAVO HEATER CAN DO.**




**ARMY BASE.
WINTER CONSTRUCTION ON THESE BARRACKS.
CAN INSTALL DRAVO HEATERS EARLY FOR HEAT
DURING CONSTRUCTION AND AFTER COMPLETION.**



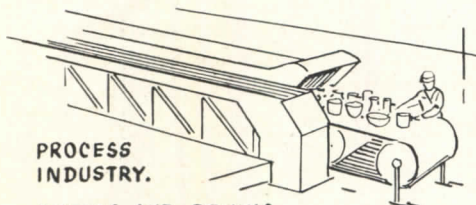
**STORE.
WITH DRAVO HEATERS, CAN USE ONE
SET OF DUCTS FOR HEATING
AND AIR-CONDITIONING.**




**WAREHOUSE.
HIGH CEILINGS. DRAVO HEATERS CAN
REDUCE ROOF HEAT LOSS, KEEP HEAT
WHERE IT'S NEEDED.**



**DIESEL RAILROAD SHOP.
NEEDS HEAT AT
WORKING LEVEL.
DRAVO HEATERS IDEAL.**



**PROCESS
INDUSTRY.
CURING AND DRYING.
SPECIFY DRAVO HERE.**




**FOUNDRY.
EXHAUST EQUIPMENT CREATES
HEATING AND VENTILATING PROBLEM.
USE DRAVO HEATERS FOR
TEMPERED "MAKE-UP" AIR.**

**DRAVO
CORPORATION**



A case study on any of our installations is yours for the asking. For complete information on how Dravo "Counterflo" Heaters can help solve your heating problems, write for Bulletin LM- 26-35




HEATING DEPARTMENT, DRAVO BUILDING, PITTSBURGH 22, PA.

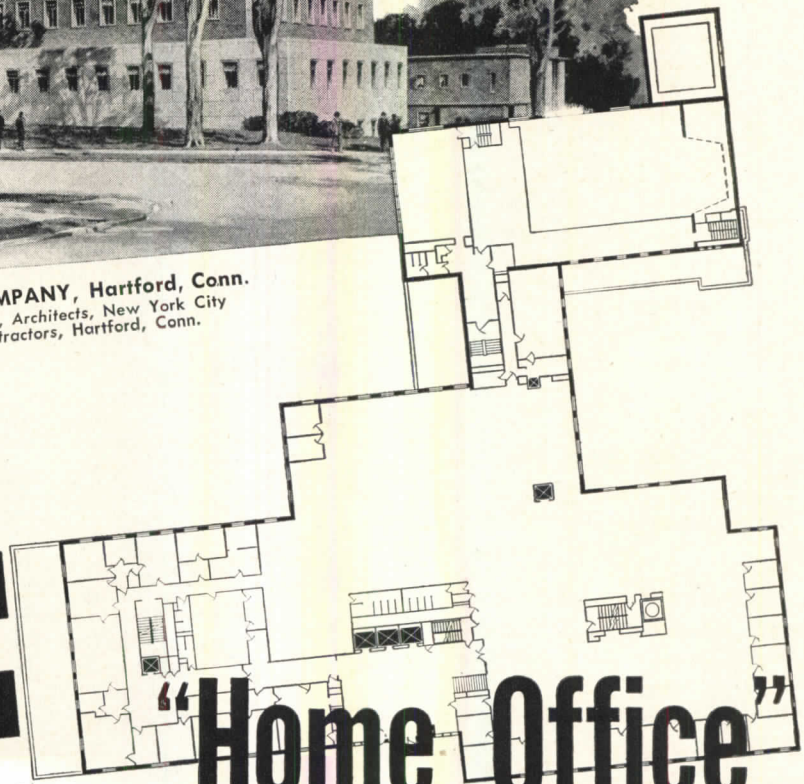
PITTSBURGH • CLEVELAND • PHILADELPHIA • DETROIT • NEW YORK • CHICAGO • ATLANTA • BOSTON

Sales Representatives in Principal Cities. Mfd. and Sold in Canada by Marine Industries, Ltd., Sorel, Quebec

Export Associates: Lynch, Wilde & Co., Washington 9, D. C.



THE PHOENIX INSURANCE COMPANY, Hartford, Conn.
 R. B. O'Connor & W. H. Kilham, Jr., Architects, New York City
 Robert Glenn Builders, Inc., Contractors, Hartford, Conn.



-  1 ELECTRIC DUMBWAITER
-  1 FREIGHT ELEVATOR
-  1 EXECUTIVE ELEVATOR
-  3 PASSENGER ELEVATORS

Home Office Elevatoring

R. B. O'Connor & W. H. Kilham Jr., planned the completely integrated new home office building for the Phoenix Insurance Company. The frontage on Woodland Street is 294'-10"; on Asylum Avenue 302'-0". A single structure, comprising basement, ground floor, mezzanine, 1st, 2nd and 3rd floors, will contain all executive offices, kitchen and dining room, complete staff accommodations; a 760 seat auditorium. Usable floor area will be 227,000 sq. ft.

OTIS ELEVATORING includes *one* 5-floor private Executive Elevator; *three* 6-floor general Passenger Elevators; *one* plunger-electric Freight Elevator serving the ground level loading platform and storage basement; *one* 4-floor Electric Dumbwaiter for food handling from the ground floor and basement up to the executive kitchen and serving floors.

ELEVATOR PLANNING? Here again, OTIS approached a 'single-purpose' office building, as it does all vertical transportation problems — *with a background of experience that is unequalled anywhere!*

Otis designs, manufactures, installs and maintains every type of vertical transportation equipment — *and assumes responsibility* for the entire installation.

For further details of OTIS equipment, see SWEET'S Architectural File. Or, call your local OTIS office. Otis Elevator Company, 260 11th Avenue, New York 1, N. Y.

Better elevatoring
 is the business of



RADIANT HEATING SYSTEMS FOR HOUSES — 6: Hot Water Systems

By William J. McGuinness

Professor of Architecture, Pratt Institute

This second installment in the series on radiant heating presents a simplified procedure for the design of a domestic hot water radiant system. A typical example worked out by this method will appear in the Time-Saver Standards for October 1951.

Designing a System

The following procedure is suggested.

1. Layout — Make a tentative layout of the system applying the foregoing principles.

2. Heat Loss — Compute the hourly heat loss from each room, including infiltration but omitting any loss through the surfaces selected to act as panels.

3. Adjustment — Reduce individual room heat losses by the amount gained by reverse flow from panels in ceilings below.

4. Establish the Required Panel Output — The panel in each room must give out enough heat to make up the losses found in steps 2 and 3. Divide this loss by the available panel area to find the required net output in Btu per hr per sq ft. Provide enough panel area to keep this output below 75 for ceilings and 55 for floors, otherwise discomfort or damage may result. If the ceiling is chosen, a portion of the floor may be added or vice-versa.

5. Find the Gross Output for Each Panel — Fig. 1 (a through e) (See Sheet 2, "Radiant Heating Systems For Houses," ARCHITECTURAL RECORD, August 1951) shows the relation of effective (panel) output and the additional reverse heat flow. Together they make up the gross output. Using the percentages for the selected type of panel, establish the gross output in each case.

6. Select a Water-Temperature Drop — When smaller temperature drops are selected, larger pumps are required, for a fixed length of coil and a given tube size. For ceiling installations, with smaller pipes and their greater resistance to flow, a 20 deg drop is suggested, while the larger pipes used in floors work well with 10 deg drops.

7. Select an Average Water Temperature — for a fixed MRT (here assumed to be 70 deg), the panel out-

put depends upon the size of pipes, their spacing and the average temperature of the water. Critically high outputs are achieved only by large pipe, closely spaced and high water temperatures. It is best to provide enough panel area to keep the required outputs well within the prescribed high limits. Another conservative choice is to use a little extra pipe and a correspondingly lower average water temperature. A temperature of 130 deg is suggested as a trial temperature for ceilings. Temperatures

TABLE 2
Heat Carrying Capacity of Mains


Nominal Diam. of Main (pipe or tube)	Heat Conveyed in Btu Per Hour	
	For a 10 deg drop	For a 20 deg drop
1 in.	up to 35,000	up to 70,000
1¼ in.	35,000 to 70,000	70,000 to 140,000
1½ in.	70,000 to 100,000	140,000 to 200,000

TABLE 3
Compression Tanks

Net Heat Loss From Entire House (Btu per hr)	Capacity of Compression Tank (gallons)
Up to 50,000	15
50,000 to 100,000	18
100,000 to 150,000	24

Trinity White

PORTLAND CEMENT



... for architectural concrete units, terrazzo, stucco, cement paint



Wherever beauty and good appearance are important factors—
use Trinity White. It is the *whitest* white cement. It is a true
portland cement that meets ASTM and Federal specifications.

Trinity Division, General Portland Cement Co., 111 W. Monroe St., Chicago;
Republic Bank Bldg., Dallas; 816 W. 5th St., Los Angeles;
305 Morgan St., Tampa; Volunteer Building, Chattanooga.

as white



as snow

the whitest white cement...

PLAIN OR
WATERPRO

RADIANT HEATING SYSTEMS FOR HOUSES — 7: Hot Water Systems

By *William J. McGuinness*

Professor of Architecture, Pratt Institute

over 140 deg should be avoided to prevent possible calcining of the plaster. For floors, a trial temperature of 110 deg is suggested.

8. Design the Critical Panel —

Using the panel with the maximum required output, select a pipe size and average water temperature and, by means of Table 1 (See Sheet 4, "Radiant Heating Systems For Houses," ARCHITECTURAL RECORD, August 1951), find the length of pipe needed for the panel. Lay out the panel keeping the spacing within the limits suggested. Note that the table is based upon the gross output of the panel. The pipes may be spaced closely at the outside wall and increase in spacing toward the interior. Maintain the length of pipe required for the entire panel.

9. Design the Other Panels —

Using the average water temperature of step 8, which must now remain constant for the entire system, find the length of pipe needed for the other panels, by the use of Table 1. Lay out the panels, indicating the spacing of the pipe. Generally one material — copper, wrought iron or steel — is used throughout one installation. If it is necessary to use two different average water temperatures, special equipment is needed. This should be avoided if possible.

10. Size the Mains —

When a number of coils are served by a main it may be selected from Table 2 (See Sheet 6) on the basis of its heat-carrying capacity for the temperature drop selected for the system.

11. Compute the Water Flow —

The required flow of water to make up the heat loss in the system is found by dividing the hourly heat loss by a factor dependent upon the water temperature drop. The flow is expressed in "gallons per minute" — GPM.

For a 20 deg drop, $Gpm = \frac{Btu/hr}{10,000}$

For a 10 deg drop, $Gpm = \frac{Btu/hr}{5000}$

Flow through any circuit can be found by dividing the heat loss in that circuit by the same factors.

12. Select a Pump —

On the basis of the number of gallons per minute of water to be pumped through the system and the frictional resistance of the system expressed in "feet of water," a pump may be selected from Fig. 6. The frictional resistance is called "head" and is established as follows:

Trace the longest circuit through which water passes. Find the lengths of the main, the long coil and the return main. For each of these find

the friction in ft per 100 ft of pipe from Fig. 5 (See Sheet 5, "Radiant Heating Systems For Houses," ARCHITECTURAL RECORD, August 1951). The total friction of each may now be found by multiplying the length by the unit friction. Add these and increase by 50 per cent to allow for the effect of boiler and fittings. With the total head and the total flow, select a pump.

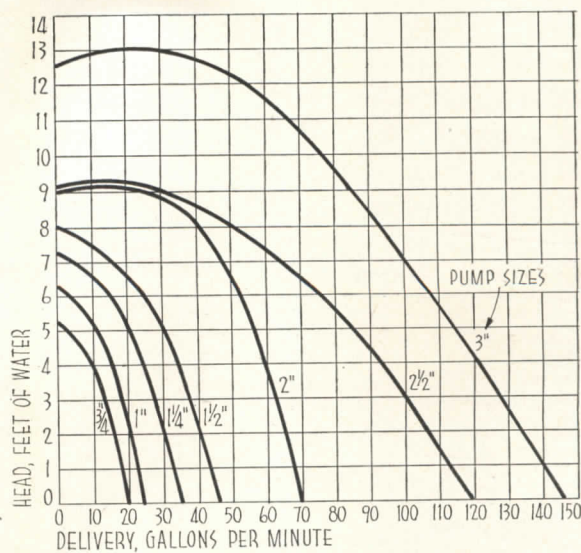
13. Select a Boiler —

The net rating of the boiler selected must at least equal the gross output of the system. In the usage of most manufacturers, there is enough capacity in a boiler so chosen to take care of normal domestic hot water needs. For unusual hot water demands, the capacity of the boiler must be increased accordingly.


14. Compression Tank —

From Table 3 select a tank of the proper volume to permit expansion in the system.

FIG. 6. Pump Performance Chart

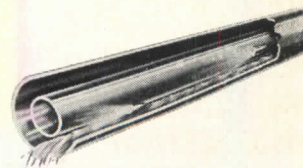


LESS HORSEPOWER AND



COMPARE ANY FAN OR COIL AGAINST THIS TRANE CHECK LIST

Feature	FANS			Feature	COILS		
	Trane	Fan A	Fan B		Trane	Coil A	Coil B
Chlorinated Rubber Enamel	X			Kinetic Orifice	X		
Formed Inlet Openings	X			Plate-Type Fin	X		
Uninterrupted Duct Collar	X			Dual-Fin Contact	X		
Welded Construction (Large Fans)	X			Mechanical Bond of Fin and Tube	X		
Lock Seam Construction (Small Fans)	X			Bushed Tube to Header Joint	X		
Full Capacity Fan Wheels	X			Provision for Proper Tube Expansion	X		
Fan Blades as heavy as 7 gauge	X			Wide Coil Channels—2 1/4"	X		



THE KINETIC ORIFICE, the patented Trane feature, releases steam in the direction of condensate flow in steam distributing tube coils. Drainage of condensate is accelerated. Stratification and freezing is eliminated.

MANUFACTURING ENGINEERS

BETTER PERFORMANCE

WITH THIS TRANE CENTRAL SYSTEM COMBINATION

You get triple value when you combine Trane Centrifugal Fans and Trane Coils in a central system. You get outstanding products loaded with exclusive features. You get the rugged construction that has made Trane famous. And, you get the added advantages that come only when you combine matched products. *Together Trane Centrifugal Fans and Trane Coils create a central system that produces top performance with less horsepower than any similar combination.*

Here's why:

Thanks to modern design, the average horsepower requirements of Trane Fans is lowest in the industry. Trane Coils with their streamlined bond of tube and flat plate-like fin offer minimum resistance to air flow. Combine a low horsepower fan and a low air friction coil and power demands shrink accordingly. That means you get greater efficiency and lower operating costs.

Rugged Construction for Consistent Performance—Then for long life and consistent performance, Trane gives you rugged construction in both products. Compare Trane Fan construction. Part for part, Trane uses metal that is as heavy or heavier than any other manufacturer.


Trane Coils use extra heavy tubing. Coil sup-

ports are equally strong. The Trane fin-and-tube construction with its solderless mechanical bond is designed to last a lifetime.

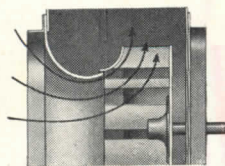
Lower Noise Level Fans—Besides low horsepower and heavier construction, other Trane Fan features include lower noise levels; more accurate fit and tolerance for consistent performance; chlorinated rubber base paint finish to prevent corrosion. Also featured is the uninterrupted collar for easy connection with duct work.

Coil Capacity Increased 15%—First in Trane Coil advantages is the kinetic orifice. This exclusive development in steam distributing tube coils increases capacity as much as 15%. Additional exclusive Trane features—six-step manufacture of fins to insure even heat flow—dual-fin contact that makes the fins an integral part of the tubes and speeds heat transfer—the guide flange assembly that permits expansion of the tubes for longer coil life.


There's similar extra value when you combine other matched products from the complete Trane line of heating, cooling, ventilating and air conditioning equipment. Each product is studded with exclusive features, each offers more rugged construction. And when you combine them in complete systems you get added features such as the less horsepower better performance of Trane Fans and Coils.



DUAL-FIN CONTACT is illustrated in this cutaway section of a Trane Coil. Collar of one fin is extended to next fin to form uninterrupted surface for continuous flow of heat.



ACCURATELY STREAMLINED FAN INLET CONE makes possible even distribution of the air in the fan wheel without noisy turbulence—permits fan to operate at highest efficiency with lowest noise level.



SPLIT FAN HOUSING permits easier installation. On large units, housings can be split on horizontal and vertical plane so fan parts can be moved through small openings and reassembled.


TRANE

THE TRANE COMPANY, LA CROSSE, WIS.
Eastern Mfg. Division, Scranton, Pennsylvania
Trane Company of Canada, Ltd. . . . Toronto
OFFICES IN 80 U.S. and 14 CANADIAN CITIES

OF HEATING, VENTILATING AND AIR CONDITIONING EQUIPMENT



COSTS ROLL DOWN



When KINNEAR DOORS Roll Up



*They save
SPACE*

— by opening straight up and coiling above the doorway, allowing floor and wall space around the door to be used at all times.

*They save
TIME*

— with smooth, easy gliding action. With motor operation, doors can be motor controlled from any number of conveniently located push-buttons.


*They save
MONEY*

— rugged, all-steel, interlocking slat curtain assures long life, low maintenance, and extra protection against fire, intrusion and wind damage.

Every Kinnear door is specially fitted to the individual opening, in old or new buildings. Cannot interfere with traffic or other plant activity. When opened, it stays neatly above lintel, out of reach of damage. The Kinnear door's capacity for years of hard, uninterrupted use under the most difficult conditions has been proved by a half century of service.

Let Us Send You The New Kinnear Data Book. Write For Your Copy Today.

The **KINNEAR** Manufacturing Co.
1860-80 Fields Ave., Columbus 16, O.
1742 Yosemite Ave., San Francisco 24, Calif.
Offices and agents in all principal cities



Saving Ways in Doorways
KINNEAR
ROLLING DOORS

Architectural Engineering

PRODUCTS (Continued from page 177)

Hand Dryer

A newly designed hand dryer is claimed to fully dry hands in 20 seconds or less. The unit is finished in porcelain enamel with chromium-plated fittings. Greater heat and greater air discharge are credited for the performance improvements. The nozzle can be rotated



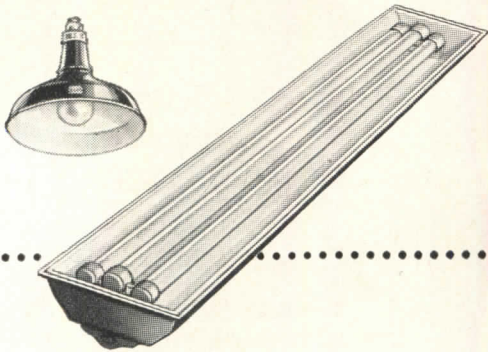
Hand dryer dries hands in twenty seconds

through 360 degrees providing face drying also. The machine is automatic, once it is started it runs for 30 seconds and then turns itself off. Concealed bolts prevent the removal of the dryer from the wall. It is fully guaranteed for two years. National Dryer Sales Corp., 616 West Adams St., Chicago 6, Ill.

Masonry Water Repellent

Monoseal, a silicon base liquid water repellent for uncoated exterior masonry walls, is claimed to penetrate masonry to $\frac{1}{4}$ in. to provide a protective coat but, it is further stated, it does not change the surface characteristic of the masonry. It can be applied by either brush or spray and the manufacturer states that one coat is all that is necessary. The manufacturer also states that due to the nature of the waterproofing it prevents efflorescence and resists stains from dirt and grime that are carried by water into the pores of unprotected stone. It is recommended for use on brick, concrete, stucco, masonry joints, and stone. The Monroe Co., Inc., Dept. M-1, 10703 Quebec Ave., Cleveland 6, Ohio.

(Continued on page 188)



See why BENJAMIN "Life-Time"
PORCELAIN ENAMEL REFLECTORS
are TOP-RATED for industrial lighting

make these three simple tests



MATCH TEST

Hold a lighted wooden match to reflector until black spot appears. Wipe spot with a damp cloth . . . see how quickly all trace of discoloration comes off.

TOP-RATED FOR HEAT-RESISTANCE!

This test demonstrates Porcelain Enamel's high resistance to heat. It is a mineral (non-organic) substance actually fused to steel at 1550° F. Test also gives you an idea of how Porcelain Enamel resists severe weather conditions, such as climatic changes, humidity or other adverse atmospheric conditions.

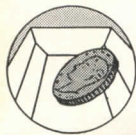


STAIN TEST

Dab Mercurchrome on reflector; let dry. A few swipes with damp cloth . . . Presto! every bit of stain is gone! Clean, white finish appears at once.

TOP-RATED FOR CLEANABILITY!

Stain test shows how the original efficiency of Porcelain Enamel is easily restored by soap-and-water cleaning. It demonstrates the unusual characteristic of this glass-hard surface to resist the stain, deterioration and corrosion often caused by contact with chemicals found in many industries.



COIN TEST

With a dime, scratch across the reflector surface as hard as you can. Now examine it—you'll see there's not a mark on the flint-hard, glass-like surface!

TOP-RATED FOR DURABILITY!

This test shows how Porcelain Enamel resists wear and scratching, and retains its original luster even after severe abrasive service. It is an example of how this glass-hard surface, combined with the strength of steel, gives Porcelain Enamel reflectors the durability needed for industrial lighting equipment.

In addition to the exceptional stamina of Porcelain Enameled Steel Reflectors, which you can demonstrate by the "home-made" tests above, there are other reasons for their *Top-Rating* in industrial lighting.

They are *Top-Rated*, because they combine high reflectivity with high diffusion to help insure the right *quality* of light for general illumination. Further, they promote *seeing*


comfort and provide *more light* with minimum glare.

FREE! LATEST BENJAMIN BULLETIN ON DEFENSE PLANT LIGHTING. Shows how specification of Benjamin "Life-Time" Porcelain Enamel Lighting Units helps you attain *Better Planned Lighting for Defense Production.* Ask for Bulletin "AD 5573." Benjamin Electric Mfg. Co., Dept. Q-1, Des Plaines, Ill.

BENJAMIN
Lighting Equipment
Sold Exclusively through Electrical Distributors



OZALID saves costly engineering DRAFTING HOURS!



Here's how Ozalid is serving a typical cross-section of America's industry*—speeding up drafting time and saving costly man-hours.

A LEADING AIRLINE—for engineering drawings, wiring diagrams, statistical charts and display advertising.

ONE OF AMERICA'S LARGEST HOME BUILDERS—for topographic survey maps, general and detailed housing construction plans.

A PROMINENT AIR CONDITIONING FIRM—for product designs (as they write, "Ozalid is doing the work of fifteen extra draftsmen.")

A SMALL MANUFACTURER—for production plans, office records and general statistical work.

*Names and details on request.

OZALID IS THE SPEEDY COPYING PROCESS that reproduces anything drawn, typed or written†—in seconds. Cuts skilled manpower hours and costs because changes on drawings, specifications and reports are *instantly made on an Ozalid intermediate*.

OZALID ELIMINATES NEED FOR SPECIAL stencils, inks, plates and make-readies. Does away with messy chemicals and time-consuming, costly

†If light won't shine through your original, an inexpensive intermediary step is taken.

photocopying steps. All copies are immediately available, dry and ready to use.

1. **OZALID'S** greater technical experience helps you meet increased printroom demands.
2. **OZALID'S** better materials give you quality prints for every job.
3. **OZALID'S** nation-wide coverage is your assurance of better service.

WRITE TODAY for your copy of Production Shortcuts. OZALID, Department E-9, Johnson City, N. Y.

Cut Copying Costs
... use
OZALID

Johnson City, New York.

A Division of General Aniline & Film Corporation. "From Research to Reality."
Ozalid in Canada — Hughes Owens Co., Ltd., Montreal

Architectural Engineering

PRODUCTS (Continued from page 186)

Jalousies

An all-aluminum framed jalousie has been produced, with glass louvers set in the frames. This product, the manufacturer states, needs no weather stripping, yet provides ample protection



Aluminum and glass jalousies provide tight seal against weather



against the elements. The unit was placed under actual weather conditions for a year, and is said to have proved its worth to the satisfaction of the manufacturer. It is claimed to be competitively priced. Union Aluminum Co., Sheffield, Alabama.

Concrete Joint Filler


Flexell Expansion Joint Filler, a non-extruding joint filler, is composed of cane fiber which is felted into a strong resilient board and then saturated with asphaltic compound. The manufacturer describes the action of the asphalt as that of waterproofing, but does not plug the air cells of the cane fiber, which give the board its compressibility. It is claimed that *Flexell* does not extrude when the pavement expands, due to the compressibility of the filler. It is also added that due to the resiliency of the cane fiber the joint will expand when the concrete contracts. The Celotex Corp., 120 La-salle St., Chicago 3, Ill.

(Continued on page 190)

**HERE ARE
FACTS
YOU NEED
FOR
SPECIFYING . . .**




TOP: "Two Level" installation utilizes balcony for extra seating. **INSET:** Shows "recovered" balcony and main floor areas for regular use




LEFT: High-Row type safely accommodates extra large groups.

RIGHT: Wall or Movable types "nest" in 32 1/2" Walls don't support load.



BELOW: Movable units can be easily and quickly moved by 1 or 2 persons.



MEDART

TELESCOPIC GYM SEATS

ECONOMICAL! Safe, quickly accessible seating for maximum extra-revenue spectator capacity—at less cost than knock-down or built-in seating.

SPACE SAVING! Recovers, for daily use, virtually entire floor area normally occupied by fixed seating.

EASY TO HANDLE! Exclusive "Floating Motion" design. Each seat section "nests" snugly in 32 1/2" of space, and may be opened a row at a time, as usage demands, while remaining rows remain "nested."

SAFE! Steel understructure supports the load. Solid, one-piece wood boards furnish *additional* strength. Four vertical steel uprights support each row. Seat sections open or close on twin rubber non-marking casters. Under "live" load, uprights bear on large steel shoes that avoid caster depressions in highly finished floors.

STRONG! Stress tests of 400 pounds per linear foot indicate no apparent deflection. Rigid stability tests show no side-sway at peak of stress.

GOOD LOOKING! Light color, natural wood finish, protected with clear heavy-duty lacquer, complements and enhances every modern gymnasium. Steel understructure protected with baked-on enamel.

Medart Telescopic Gym Seats Have Many Other Exclusive Features. Write For Catalog.



FRED MEDART PRODUCTS, INC.

3540 DE KALB ST. ST. LOUIS 18, MO.

For 78 Years The Standard Of Quality



Here's Why
Smart Owners Say:

LET'S USE
CORRUFORM!




...the ONLY engineered form for light concrete floor and roof slabs, with *reliable strength* and *adequate safety margin* for normal construction loads!



ATTRACTIVE, permanent Corruform is furnished galvanized and/or vinyl-primed (ready to paint) for exposed joist construction—or—in natural, black sheets for unexposed joist construction.



DURABLE Corruform is nearly twice as strong as ordinary steel of equal weight. It's an ideal vapor seal, too! With coated Corruform, insulating slabs serve better, last longer.



ECONOMICAL Corruform eliminates waste. Light rigid sheets quickly placed won't bend, sag, stretch, or leak. The concrete you save actually pays for CORRUFORM. Clean-up time and expense are minimized, too!



SAFE Corruform provides an extra-tough, secure steel base for trades and concrete... a form which maintains structural principles and integrity, with no side pull on joists, beams or walls.

For Good-Looking Exposed Joist Construction, Always Specify
CORRUFORM Tough-Tempered Steel

SPECIFICATION

Guaranteed average strength over 100,000 psi and certified minimum strength for single test over 95,000 psi. Weight .72 lbs. per square inch.

GRANCO STEEL PRODUCTS CO.
(Subsidiary of GRANITE CITY STEEL CO.)
GRANITE CITY, ILLINOIS

SEND FOR
FREE AIA
FILE TODAY!




Architectural Engineering

PRODUCTS

(Continued from page 188)

Fireproof Filing Systems

Featuring fire-safe storage for drawings and records, these units are designed for preservation of strategic drawings and information, which is essential for many firms at this time. These units



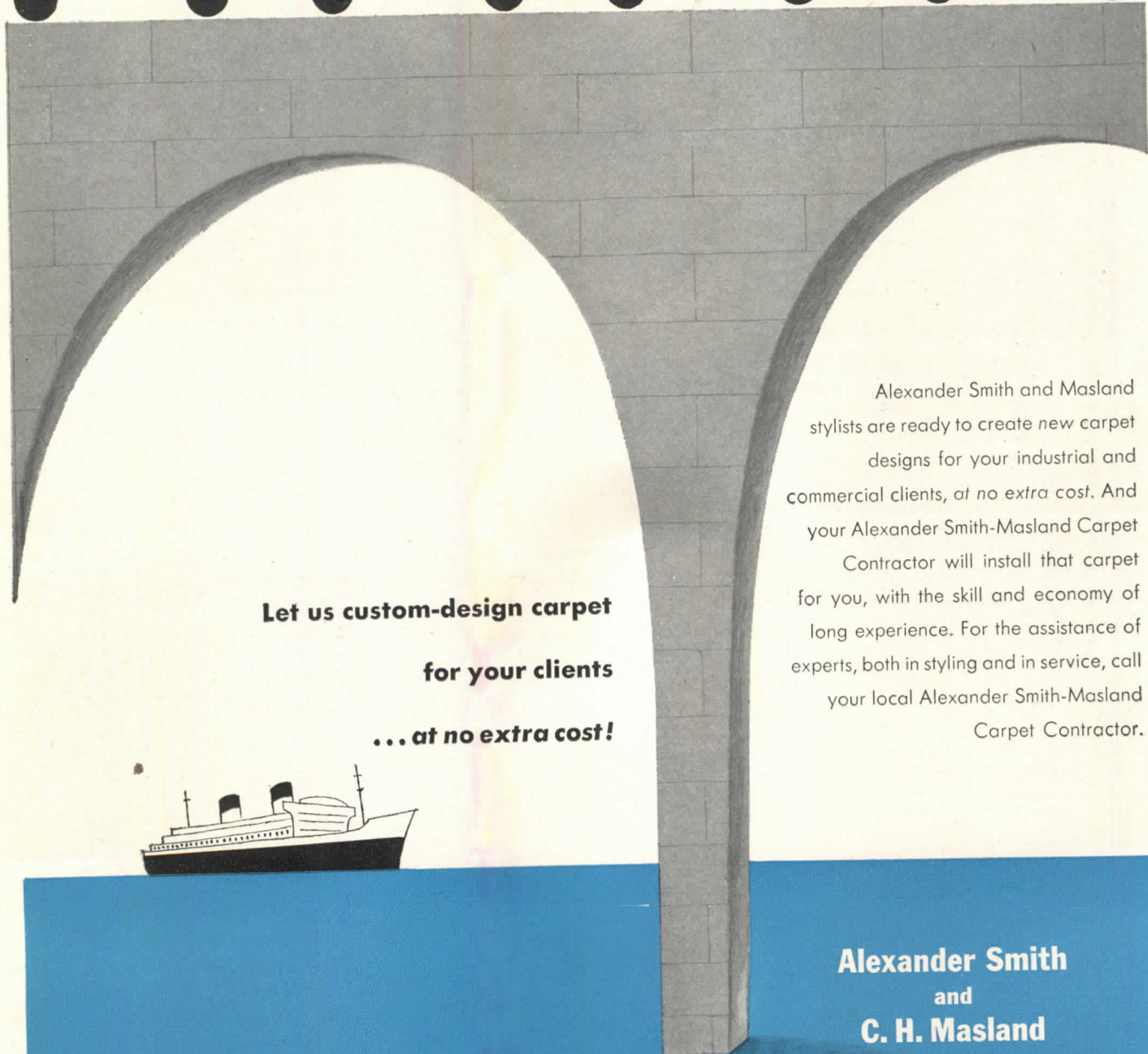
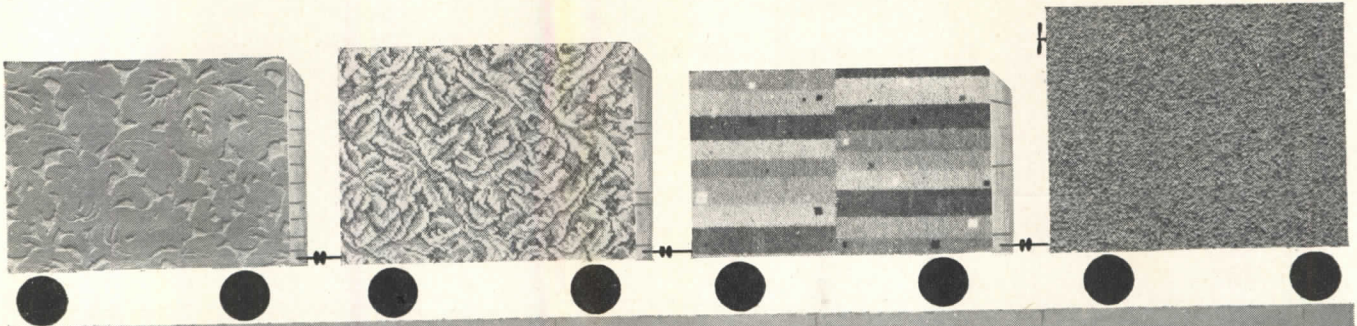

Fireproof drawing cabinets give protection to strategic drawings

are provided with two ratings: severe (4 hour), and medium (2 hour). The *Safe-Cabinet* for drawings is provided in four sizes, (1) 53 in. wide, 75 in. high, 42 in. deep; (2) 70 in. by 76 in. by 41 in. (3) 52 in. by 73 in. by 40 in. (4) 66 in. by 74 in. by 39 in. All units are provided with drawers with inside dimensions of 40½ in. wide, 2 in. high, 26 in. deep. Remington Rand, Management Controls Div., 315 Fourth Ave., New York 10, N. Y.

Felt Adhesive Sealer

Kling Felt is suggested for application where sound deafing, thermal insulation, or a seal against weather or dust is desired. Adhesive upon the application of pressure, it can be applied rapidly; finger pressure will adhere the tape to vertical or overhead applications until forcibly removed, the manufacturer claims. It is available in rolls ranging in width from ¼ in. to 66 in. and in thicknesses from 1/64 in. to ¼ in. It is also available in specified die-cut shapes. Products Research Co., 5426 San Fernando Road, Glendale 3, Calif.

(Continued on page 192)



**Let us custom-design carpet
for your clients
... at no extra cost!**



Alexander Smith and Masland stylists are ready to create new carpet designs for your industrial and commercial clients, *at no extra cost*. And your Alexander Smith-Masland Carpet Contractor will install that carpet for you, with the skill and economy of long experience. For the assistance of experts, both in styling and in service, call your local Alexander Smith-Masland Carpet Contractor.


**Alexander Smith
and
C. H. Masland**

CONTRACT CARPETS

295 Fifth Avenue, New York 16, New York

PRODUCTS

(Continued from page 190)



Light and Vision Institute demonstrates the nature of light. Photo shows a ray of light dispersed by simple optical shapes, as well as directional lighting obtained through application of these first principles

**MORE THAN 300
CUSTOM WINDOW EFFECTS
FROM STOCK SIZE UNITS**



Pella
CASEMENT WINDOWS



You can achieve exciting custom window effects without special millwork costs. Do it by simply combining stock-size Pella Casement Units into distinctive angular or circular bays, dormers, picture and corner windows, ribbon windows, etc. Pella Casement Windows also

CHECK THESE CONVENIENT

Pella FEATURES

ROLSCREENS — Pella Casements are equipped with inconspicuous, convenient Rolscreens that roll up and down like window shades. Rolscreens eliminate putting up, taking down, painting, repairing, and storage of screens.

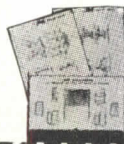
DUAL GLAZING AND WEATHER STRIPPING — All Pella Casements are dual glazed to insulate against winter cold and summer heat . . . weather stripped to eliminate drafts.

MANY THERMOPANE SIZES AVAILABLE — More standard Thermopane sizes for Pella Casements are available than for any other wood casement windows. Standard size Thermopane is available for the following Pella Ventilating units: 2316, 2418, 25110, 3216, 3319-K, 3319, 34112. Thermopane or Twindow Insulating Glass is also available in standard sizes to fit most Pella picture windows.

3-LIGHT WIDE UNIT — Only Pella offers a 3-Light 28" wide ventilating unit with full 24" glass width. This is possible because of Pella's patented hinge design, superior 1 3/4" sash and steel inner frame.

save money on the job because they are completely assembled and pre-fitted at the factory. Investigate Pella Casement Windows today!

Write Today



for details, specifications and sizes available for Pella Casement Windows. No obligation.

ROLSCREEN COMPANY, Dept. C-42, Pella, Iowa
Please send free new file of CASEMENT details and specifications in A.I.A. folder.

NAME _____
FIRM NAME _____
ADDRESS _____
CITY _____ ZONE _____ STATE _____

ALSO MAKERS OF FAMOUS PELLA ROLSREENS AND VENETIAN BLINDS

**New Lenses displayed at
Light and Vision Institute**

The Holophane Company has opened a new demonstration room, the Light and Vision Institute, in which it is possible to show effects that are possible with various lighting devices manufactured by the company. This room is placed at the disposal of architects and the allied professions, for lectures and demonstrations regarding light.

Among the new products demonstrated is a vertical surface lighting fixture, one of a series of *Controlens*; a surgery unit that develops 3000 foot candles; and a prismatic lens that eliminates strong light ray concentration in the area where the eye receives glare, affording sufficient light upon working areas while eliminating a great deal of eye strain due to glare. Besides these units, the line includes a great variety of devices and lenses by which lighting engineers can control the direction of light prismatically. Holophane Co., Inc., 342 Madison Ave., New York, N. Y.

Exhibition of Glass Units

The Alumiline Corp. in conjunction with the Libbey Owens Ford Glass Company is sponsoring a traveling exhibit demonstrating various applications which are possible with glass. These exhibits are designed to show, with the help of local glass firms, the steps that are required for the installation, handling and processing of glass. The exhibit also shows design applications that



Travelling exhibits shows types of aluminum shapes and their design applications


are possible with standard *Alumiline* forms. Designs of store windows are exhibited. The exhibit remains in one town approximately three days. For additional information write to Mr. August Kahn, The Alumiline Corp., 1540 Covert St., Brooklyn 27, N. Y.

(Continued on page 194)

VAMPCO ALL-ALUMINUM WINDOWS

THE NEW VIRGIN ISLE HOTEL

Another **LIFETIME**
"VAMPCO" Installation



Specified

**FOR ENDURANCE
UNDER EXTREME
CLIMATIC CONDITIONS**

Vampco Aluminum Custom Casement Windows and Doors will assure many added years of trouble-free service in this beautiful modern hotel.

Installation cost was minimized. Factory-attached hardware eliminated fitting time on the job. Even more important, Vampco aluminum will withstand indefinitely the extreme corrosion of a salt-filled tropic atmosphere. Costly painting is eliminated forever.

Extra-heavy ventilator sections assure weathertight fit and smooth action for life. Window maintenance falls to zero when you specify Vampco!

Write our engineering department for complete information on Custom Casements and other aluminum window types in the Vampco line.

LOOK TO

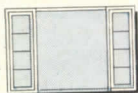
VAMPCO



FOR ALL THESE WINDOW TYPES - IN LIFETIME ALUMINUM



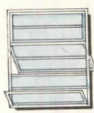
CASEMENT




PICTURE



BASEMENT




INTERMEDIATE
PROJECTED




DOUBLE HUNG



WINDOWS FOR
GLASS BLOCK



PSYCHIATRIC



COMBINATION
CASEMENT AND
PROJECTED

Write

Dept. AR-9,
our Engineering
Department for
money-saving
suggestions . . .
Consult SWEET'S
for standard sizes
and specifications.

VALLEY METAL PRODUCTS COMPANY - PLAINWELL, MICHIGAN

PRODUCTS

(Continued from page 192)

Masonry Water Repellents

• *Monsoon*, a silicone resin, transparent water repellent for use on new and old concrete, cement, brick, mortar, stucco, asbestos, etc., is said to penetrate deeply to create a water-repellent zone. A single-coat repellent, it is claimed to be free flowing and suitable for both interior and exterior masonry. Appearance

and porosity of masonry surfaces are claimed not to be altered by the repellent, which is said to effect long protection from recurring capillary moisture seepage. Application may be at any temperature and climate. *Monsoon* treated surfaces are reputedly self-cleansing; before treatment, no surface preparation is said required, the only stipulation being that the surface must be dry. Application may be by brush or spraygun. Drying is said to take approximately 4 hrs. State Chemical Corp., 1265 Broadway, New York 1, N. Y.

• Another transparent waterproofing, also made with silicone, is called *Siliphane*. The product is said to be easily brushed or sprayed on exterior, above-grade masonry walls of all types, and to cause masonry which normally absorbs water to actively repel it. Siliphane is claimed not to be a surface film, or to close the pores of the masonry, but to penetrate into the masonry. The product reportedly reduces efflorescence to a minimum, and will not cause any color blush, bloom, etc., of the surface. It may be applied in temperatures as low as 15 degrees. Prima Products, Inc., 10 E. 40th St., New York 16, N. Y.

FACTS FOR ARCHITECTS


ABOUT "CONSTRUCTION BY ADHESION" *

HERE ARE NEW METHODS WHICH MEAN SUBSTANTIAL SAVINGS IN LABOR AND MATERIALS FOR MODERN CONSTRUCTION


in both **NEW** building and **MODERNIZATION**

WRITE TODAY FOR RECOMMENDED SPECIFICATIONS ON
 1. Setting Genuine Clay Tile. 2. Insulating Ducts. 3. Insulating walls and ceilings either by Direct Adhesion or in conjunction with Surface Anchors. 4. Installing floor runners; bonding furring strips.


MIRACLE ADHESIVES CORP.
 214 E. 53 St. • New York 22, N. Y.
 "CONSTRUCTION BY ADHESION"
 *Reg. U.S. Pat. Off.




1. Today it is normal procedure to install clay tile in hotel bathrooms without losing a night's revenue. This illustration shows one of the 144 rooms in the White Plaza Hotel, Dallas, Texas, in which MIRACLE ADHESIVE was used to do the job from the time the guest left his room in the morning until he returned that afternoon.



2. Plaster applied over wire and cork which has been attached to aluminum ducts using MIRACLE ADHESIVE and MIRACLE SPINDLE ANCHORS at John Hancock Mutual Life Insurance Co. Building, Boston, Mass. ARCHITECT, Cram and Ferguson. BUILDER, Turner Construction Co.



3. FIBERGLAS insulation, Type PF-613, 2" thick — bonded to concrete ceiling using MIRACLE PRONGED ANCHORS at Radio City Studio 6B, New York, N. Y. CONTRACTOR, William J. Scully, Inc., New York, N. Y.



4. WOOD RUNNERS installed on concrete floors with MIRACLE ADHESIVE and MIRACLE ANCHOR NAILS to support 2" solid partitions. Washington Circle Apartments, Washington, D.C. GENERAL CONTRACTOR, Charles H. Tompkins Company.


VISIT MIRACLE EXHIBIT AT ARCHITECTS SAMPLES CORP. 101 PARK AVE., NEW YORK CITY

High Velocity Air Conditioning

The use of high velocity air conditioning made possible the installation of *usAIRco* air conditioning units ranging in capacity from 4,000 CFM to 24,000 CFM in the B. Altman & Co. retail store in New York without disturbing the daily business procedure. The small ducts that can be used in this type of air



Duct enclosure allows decorative treatment (above). Typical floor duct work (below)




conditioning allowed the use of existing unused dumbwaiter shafts for chases. The use of waste space and the careful location of units allowed this system to be installed without altering the architectural character of the building's interior.

The first floor is completely free of duct work due to careful use of waste space and basement space. The remain-

(Continued on page 198)

to Electrical Systems



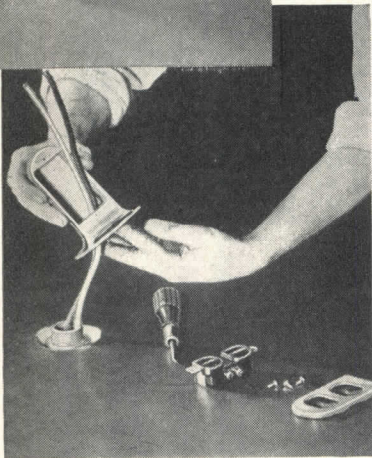
SPEED WIRING

and rewiring with a G-E Q-Floor wiring system. Header ducts, laid at right angles across all cells, provide ample distribution from load centers. Handholes, finished with the floor covering, are located over the particular cells they feed. Here's the system that gives building operators the opportunity for full and flexible use of electrical equipment.



"DON'T DISTURB"

is the cry after tenants have moved in. With G-E Q-Floor wiring, electrical facilities can be changed without annoying the occupants, without extensive furniture moving. To add an outlet, the electrician merely makes a small opening in the floor and drills through to the Q-Floor cell. Wires can be pulled easily from handhole opening at junction of header duct and raceway cell.



OUTLETS ANYWHERE,

whenever they're needed. Adding circuits or rewiring involves no ripped-up floors, no groping. Existing circuits are easily separated for identification. An adjustable floor tap, with extension, makes outlet installation a matter of only a few minutes. In construction and maintenance, you'll like the workability of General Electric Q-Floor wiring—the system that keeps buildings electrically young.

FOR A FREE BOOKLET on G-E Q-Floor wiring and complete data, contact the underfloor specialist at your local G-E office or contact your local H. H.

Robertson Company office. Or, write Section C56-95, Construction Materials Division, General Electric Company, Bridgeport 2, Connecticut.

You can put your confidence in—
GENERAL  ELECTRIC

HERE'S HOW TO PREVENT COSTLY FALLING ACCIDENTS



37 Falling Accidents
Every Hour*

A.W. ALGRIP ABRASIVE ROLLED STEEL FLOOR PLATE


This revolutionary ABRASIVE Floor Plate makes it possible for you to give your workmen the best non-slip protection against costly falling accidents.

A. W. ALGRIP is made by rolling abrasive grain, the same type used in grinding wheels, uniformly as an integral part of the upper portion of steel plate. Result: A floor plate that's non-slip even on steep inclines. ALGRIP requires no maintenance attention and wear exposes new abrasive particles so it keeps its gripping qualities. Wet or dry ALGRIP is non-slip. It's easy to keep clean and can be cut and installed overnight.


Architects, engineers, designers and safety engineers are specifying A. W. ALGRIP for industrial and commercial applications. Get complete information about this revolutionary ABRASIVE Floor Plate now. Write for booklet B-20

THERE'S NEVER A SLIP

ON A. W. ALGRIP.



ALGRIP installed in elevators and on sills keeps passengers safe from slipping accidents.



ALGRIP is ideal for installation on engine and boiler room floors.

A.W. ALGRIP ABRASIVE ROLLED STEEL FLOOR PLATE ALAN WOOD STEEL COMPANY CONSHOHOCKEN, PA.

125 YEARS OF IRON AND STEEL-MAKING EXPERIENCE

Gentlemen:

Please send me your 8-page information-packed booklet B-20.

NAME _____ TITLE _____

COMPANY _____

ADDRESS _____

CITY _____ ZONE _____ STATE _____

Other Products:
PERMACLAD Stainless
Clad Steel • A.W.
SUPER-DIAMOND Floor
Plate • Plates • Sheets
• Strip • (Alloy and
Special Grades)



*17% of the 222 occupational injuries which occur every hour are due to falls. Source: National Safety Council's 1949 edition of Accident Facts.

Architectural Engineering

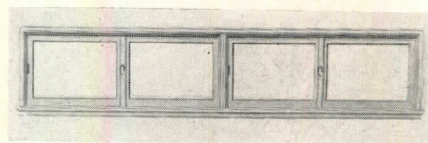
PRODUCTS

(Continued from page 194)

ing floors are conditioned by units that are suspended from the ceiling in acoustically treated enclosures. These enclosures are oversized to allow a maintenance man easy access to the unit. United States Air Conditioning Corp., 3300 Como Ave, S. E., Minneapolis 14, Minn.

Gliding Windows

Intended for use as ribbon windows or as transom units, a new size has been added to the Anderson line of *Gliding Window Units*. The sash height of this



Designed for modular openings, low units adapt readily to ribbon window designs

new unit is just under 2 ft; it is designed to fit into a modular opening 2 ft 4 in. high, and comes in three modular widths, 3 ft-8 in., 4 ft-8 in., and 5 ft-8 in. Anderson Corp. Bayport, Minn.

Exit Light

An automatic, emergency exit light, the *Light Warden* is designed to assist in the safe evacuation of premises should the regular source of current fail. The unit operates under normal conditions on standard current, and is also furnished with batteries to supply stand-by power. The emergency feature is claimed to furnish a bright downward beam to illuminate the floor area. According to the manufacturer, the unit will give approximately 8 hours of emergency light from a 7½ volt standard dry battery.

The standard light used is 7 watts, 110 volts, a-c. Finished in grey hammer-tone, the unit is 14¾ in. long, 8½ in. high, 4½ in. deep and weighs 5½ lb. Exit lettering is 5 in. high on frosted plastic in red or green. Electric Cord Co., 30 Church St., New York 7, N. Y.

(Continued on page 200)

This
Free
book
tells how
to secure
**DRY BRICK
WALLS!**



Now the Louisville Cement Company has published another outstanding booklet, entitled *Specifications Recommended to Secure Dry Brick Walls*. This important pamphlet briefly interprets the exhaustive research carried on by many national authorities during the past twenty years. In 16 clearly-illustrated pages it describes the causes of leaky brick walls, explains how these causes may be avoided, and offers detailed specifications for the types of mortar, brick and workmanship required to secure dry brick walls.

This booklet is a sequel to *Type of Workmanship Recommended to Secure Dry Brick Walls*, a pamphlet which has been accepted by leading authorities as one of the most valuable works ever published

on its subject. It is a 1951 Award Winner in the Class I competition sponsored jointly by the American Institute of Architects and the Producers' Council. It is used as a textbook in 232 colleges, high schools and trade schools.


Send for your free copy of this highly informative and interesting booklet, *today*. The coupon is for your convenience.

 Louisville Cement Co., Inc.
 Dept. 3
 Second and Walnut Sts., Louisville 2, Kentucky

Gentlemen: Without cost or obligation, please send me a copy of *Specifications Recommended to Secure Dry Brick Walls*.

Name _____
 Firm _____
 Street _____
 City _____

WHEN AIR IS BAD



REMOVE FUMES, SMOKE AND HEAT WITH BURT MONOVENT

The Burt Monovent Continuous Ridge Ventilator is particularly efficient in heavy industry — for steel mills, foundries, forge shops, etc.

Installed as a continuous unit the entire length of the building, Burt Monovent converts the roof line to a giant valve that exhausts bad air rapidly from the whole structure. Standard production sizes from 4" to 96" widths handle almost any application.

The Monovent is remarkably efficient. It can be installed on any type roof. And, its simplicity and heavy construction assure long, trouble-free life with almost no maintenance. See Sweet's for further details or write for Bulletin S.P.V.6.

FAN & GRAVITY VENTILATORS • LOUVERS • SHEET METAL SPECIALTIES

The Burt Manufacturing Company

48 E. South Street • Akron 11, Ohio


Architectural Engineering

PRODUCTS

(Continued from page 198)

Ventilating Fan

The *Ilg Built-In Kitchen Ventilator, Model LC10*, features the inclusion of telescoping steel sleeves to facilitate use with various thicknesses of thin-wall or standard wall construction. Maintenance of the 500 CFM unit is said to be simplified by the special mounting of the grill and the fan and motor assembly — each is held in place by a single thumb screw, and is easily removed. Among the



Kitchen fan's adjustable sleeve aids ease of installation

standard features cited in this model are a fan wheel with quiet operation, a totally enclosed motor, and a weather-proof door to protect the unit from the elements when it is not in use. Ilg Electric Ventilating Co., 2850 N. Crawford Ave., Chicago, Ill.

Wardrobe Door For Schools


The *Barcol Wardrobedoor*, designed for schoolroom installation, features vertical operation and a surface that can double as chalk board. The door is said to save up to 18 in. of floor space, and not to interfere with clothing. The doors are divided into two horizontal sections to reduce overhead space required, and operate by means of ball bearing rollers in vertical steel tracks. The supporting mechanism, it is claimed, is designed with a 20 to 1 minimum safety factor.

Standard doors are unpainted fir veneer; doors with hardwood veneer are

(Continued on page 202)

Biggest hotel built anywhere in 20 years

-gets a Koppers Built-Up Roof!



Architect's sketch of new Hotel Statler, Los Angeles, Calif. The Koppers Roof will be bonded for 20 years.

Architects and Engineers: Holabird & Root & Burgee, Chicago, Ill. Associate Architect: William B. Tabler.

General Contractor: Robert E. McKee, General Contractor, Inc., Glendale, Calif.

Roofing Contractor: Associated Roof Co., Los Angeles, Calif.

● With 1,275 guest rooms, the new 13-story Hotel Statler, now under construction in downtown Los Angeles, will be the biggest hotel built *anywhere* in the past 20 years. Truly a showplace, too, with promenade decks, tropical planting, sun decks, airing porches, and a swimming pool in the patio.

Built-up roofing will protect this ultra-modern hotel and Koppers Roofing Materials are being used exclusively. A wise choice, because roofs built up with Koppers Coal Tar Pitch and Approved Tarred Felt resist prolonged contact with water *without*

deteriorating, and are actually self-sealing if small breaks occur.

As for long life, a Koppers Bond will *guarantee* the performance of the roofing materials on this roof for 20 years. Your roof can have the same guarantee—for 10, 15, or 20 years if it is applied by an Approved Roofer according to Koppers specifications.

Koppers Roofing Materials are available throughout the United States, including the West Coast. Specify these materials, and your projects will have the best in built-up roofing. Get in touch with us for full information and specifications.



KOPPERS COMPANY, INC., Pittsburgh 19, Pa.

DISTRICT OFFICES: BOSTON, CHICAGO, LOS ANGELES, NEW YORK, PITTSBURGH AND WOODWARD, ALABAMA

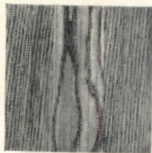
• SPECIFY KOPPERS FOR LONG-LIFE ROOFING •



**BIG
FEATURE
for
Small
Homes**



Warmth and Lasting Beauty of Parkay Hardwood Floors Within Reach of Every Building Budget



Give them floors that they can point to with pride—today or twenty years from now. Specify Parkay—the only genuine hardwood flooring in 3/16" thickness. It saves material without sacrificing wearing surface—permits use with other resilient floor materials without changing floor levels.

Parkay comes to the job ready-finished—an important time-and-money-saving feature. It is applied quickly with special Parkay Adhesive over any sound subsurface—cement or wood. Final result—beautiful, enduring hardwood floors that cost little or no more than ordinary strip finished on the job.

Parkay flooring made of choice American Oak, is offered in two styles—9" x 9" Tiles and 9"-wide Broadboard in random lengths. Both styles may be used for attractive wall paneling. Also available—Parkay Haddon Hall Pattern (basketweave) Flooring. For complete details see Sweet's Architectural File or write direct for free literature and sample. Parkay, Incorporated, Louisville 9, Ky.



PARKAY

READY-FINISHED HARDWOOD
FOR FLOORS AND WALLS

Architectural Engineering


PRODUCTS

(Continued from page 200)

also available. They can be equipped with chalk board or bulletin board cork surfaces. Doors with electric operators are also available. Standard doors are 10, 12, or 15 ft wide and 6 ft high. Barber-Colman Co., Rockford, Ill.

Convactor Radiator

Fedders Type F Convactor-Radiators, which can be used with steam or hot water systems offer ease of maintenance and rapid arrival at a uniform temperature. Air enters the unit through an archway at the bottom and is directed into the room by louvered grill at the top of the unit. The unit is available with or without dampers. The heating element is constructed of copper tubes




Simple design of convactor-radiator gives uniform room temperature

and aluminum fins which, the manufacturer claims, assures rapid response to thermostatic control.


The back of the unit is constructed of 20 ga steel while the top and front is of 18 ga steel. The cabinet is primed with an oven baked primer coat. Cabinets are provided in four inch increments from 20 in. to 48 in. and in 56 inch and 64 inch lengths, heights available are 20, 24, and 32 in., while available depths are 6, 8, and 10 in. The units may be recessed up to 1 1/4 in. from the face of the unit. Fedders-Quigan Corp, 57 Tonawanda, Buffalo 7, N. Y.

(Continued on page 204)

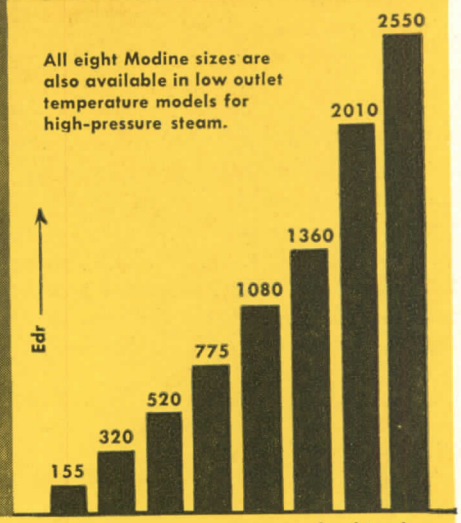
Three of many outstanding features that account for the Modine quality reputation



Discharge air temperatures of 110° to 120° F. are correctly related to air-velocities — assure perfect heating comfort plus lower fuel costs.



Versatile control of air delivery is provided by Cone-Jet, Truncone or Louvre deflectors. You can choose the *right* one for your job at no extra cost.




All eight Modine sizes are also available in low outlet temperature models for high-pressure steam.

Big Modine Vertical Units for big defense plants eliminate expensive ductwork, retain the flexibility necessary for subsequent changes in plant layout.

COMPARE

..it all adds up to this.. Modine is tops in unit heater values



U-1112

Vertical delivery model shown here. Also available in Horizontal and Power-Throw types.

Advanced engineering... superb styling... highest grade materials and craftsmanship — all quality hallmarks of Modine Unit Heaters. They're your assurance of *heating performance at its best* — high fuel economy... years of trouble-free service. Built to a standard of excellence — Modine is the choice for unfailing dependability, lower operating and maintenance costs. So whether you need Vertical Delivery models (illustrated), Horizontals or Power-Throws — *compare first!* Modine Mfg. Co., 1510 Dekoven Ave., Racine, Wis.



Write for Bulletin 149-A, "Modine Unit Heating." Or contact your Modine representative listed in the classified section of your phone book.

Engineers rate Modine the standard of excellence

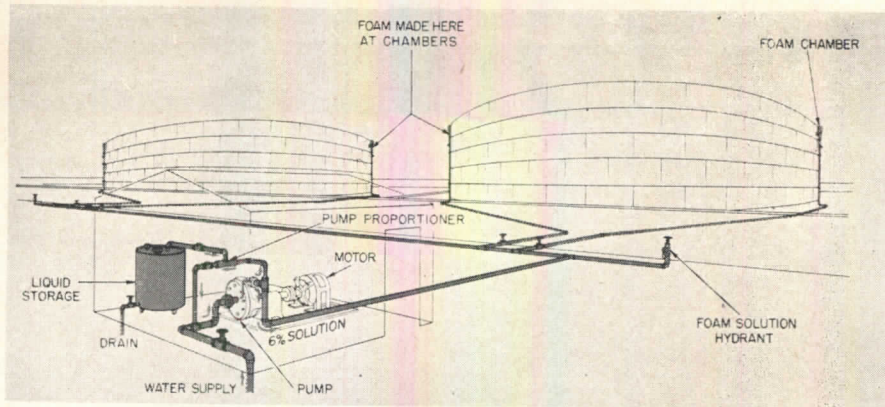
Modine UNIT HEATERS

PRODUCTS

(Continued from page 202)

Industrial Fire Protection

The Kidde Company has developed a mechanical foam system to protect against fire in industrial areas where inflammable liquids are stored. This system requires water under normal pressure, foam liquid, and air. In cases where insufficient water pressure is obtained,




Mechanical foam system gives fire protection to such industrial areas as above

MANKATO HIGH SCHOOL
J. E. Anderson, Supt.
Mankato, Minnesota

PASS AND ROCKEY,
Architects
Mankato, Minnesota


HAGSTROM CONST. CO
General Contractor




HORN FOLDING PARTITIONS AND HORN FOLDING GYMSEATS INSURE MAXIMUM GYM SPACE



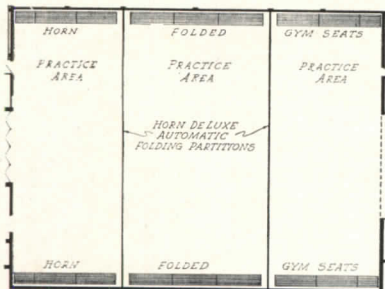
HORN partitions closed and seats extended



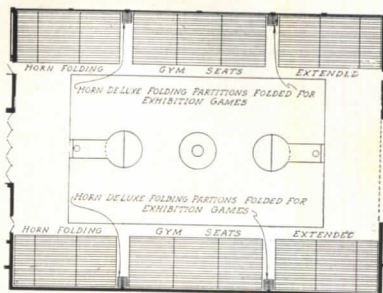
HORN gymseats folded and partitions partially open



Note compactness of HORN equipment



HORN DELUXE AUTOMATIC FOLDING PARTITIONS with Pass Doors offer three independent practice gyms. **HORN FOLDING GYMSEATS** with their smooth folded surface insure safety and maximum space.



FOR THE BIG GAME... **HORN** Folding Gymseats with their "Chair Comfort" dimensions are simple to operate and maintain and offer maximum seating capacity. For the finest, always specify **HORN**.


There is a **HORN** representative in your locality. For complete details, write Dept. E. There is no obligation.

HORN BROTHERS CO.
Division of Horn Industries
Fort Dodge, Iowa Established 1909

additional pressure must be applied by pumps. The solution is processed in the following pattern: water under average pressure creates a vacuum which draws foam liquid into the system from storage tanks, further along air is added in the same manner, completing the mixture. The liquid may then be piped to hydrants and directed against the fire by hose or fixed units. Walter Kidde Co., 675 Main St., Belleville 9, N. J.

Self-Contained Air Conditioner

Available in three capacities (3, 5, and 7½ ton), this unit provides humidity control, warm and cool air. The unit requires only one electrical connection and three piping connections. A two-knob



Packaged air conditioner heats, cools, ventilates, provides humidity control

control panel allows the owner to adjust the temperature for heating or cooling, or to operate the fan alone. The unit is insulated with glass fiber against sound and temperature. The following dimen-

(Continued on page 206)

Defense Production

makes more important than ever
the Specification of Lighting Units that meet

RLM High Quality Standards

for Efficiency, Durability and Uniformity

Vital to defense and essential civilian production, are lighting units that *can be depended upon* to provide the right quantity and quality of light, economically, dependably and with a minimum of servicing need and maintenance cost.

Defense production demands lighting equipment with the ability to *sustain its rated light output* efficiency over hundreds of cleanings so that the proper high illumination levels may be maintained. It demands the *durability* found so essential to industrial lighting and the avoidance of production interruptions and inefficiency due to abnormal wear, distortion or breakdown. It demands fullest *protection from glare* through proper diffusion and shielding.

All of these, and many other conditions for proper lighting of defense plants can be met through the specification of RLM-Labeled Lighting Units. All units bearing the RLM Label are warranted by Electrical Testing Laboratories to conform to the minimum standards established by the RLM Standards Institute for efficiency, durability and uniform quality.

FREE RLM BOOKLETS containing complete specifications for all RLM-Certified Industrial Fluorescent and Incandescent Lighting Units and the names of all manufacturers of RLM-Labeled Units may be obtained by writing: RLM STANDARDS INSTITUTE INC., Suite 827, 326 West Madison Street, Chicago 6, Illinois.



Specification of RLM-Labeled Units Assures Conformance to ALL these Essentials of Defense Production Lighting



DIFFUSION WITH HIGH REFLECTION FACTOR

RLM Porcelain-Enameled Steel Reflectors must have a mean reflection factor of 82% . . . an assurance of more light for the money. Porcelain enamel reflecting surfaces *diffuse* light from the lamp and help provide proper *quality* of illumination.

TOP QUALITY PORCELAIN-ENAMELED REFLECTORS

RLM Reflectors are built of not less than .032" reflector steel covered with .025" fused on porcelain enamel that will not chip, corrode or deteriorate under industrial operating conditions.

APPROVED REFLECTOR DESIGN

Reflector design of RLM Units conforms to specifications embodying approved practices of illuminating engineering.

HIGH POWER FACTOR BALLASTS

RLM Standards specify the use of certified ballasts which last longer, because they are designed to prevent excessively high temperature operation.

UNIFORM QUALITY

RLM Standards insist on the maintenance of uniform quality as to materials and construction, thus assuring the buyer of uniform lighting performance from each unit installed.

RLM STANDARDS INSTITUTE
INCORPORATED

The letters RLM stand for Reflector and Lighting Equipment Manufacturers

R5516

PRODUCTS

(Continued from page 204)

sions are given by the manufacturer: 3 ton unit, 20½ by 37½ in.; 5 ton unit, 24½ by 45½ in.; 7½ ton unit, 28½ by 60½ in. The Trane Company, La Crosse, Wis.

Rock Wool Insulation


The National Gypsum Company's *Gold Bond* rock wool insulating batts

and blankets are now offered completely enclosed by a specially treated paper enclosure. This enclosure assists the application of this product since it reduces the damage to the batt and allows faster application. Due to the strong bond between the enclosure and the insulation, it may be cut and fitted on the job with little danger of sagging or slipping, the manufacturer states. The fully enclosed batts are designed with a vapor barrier and nailing flange on one side and a breather-cover on the remaining three sides. The enclosed batts are

available in all standard sizes and thicknesses. The National Gypsum Co., 325 Delaware Ave., Buffalo 2, N. Y.

Counter Lavatory

Designed for easy installation, the *Eljer Priscilla Counter Lavatory* features a one-piece metal rim that compensates for differences between the lavatory shape and that of the opening provided




Lavatory unit is designed for built-ins

for it in the counter. The lavatory has a flat rim, measures 20 by 18 in., and comes in five colors. It is punched to take standard Eljer fixtures. Eljer Co., Ford City, Pa.

Movable Office Partitions

Koroweld, a new panel construction, incorporates a non-metallic composition board similar in appearance to the firm's movable steel partitions. The partitions are 3 in. thick, with a facing panel 3/16 in. thick, bonded by plastic to an impregnated-paper honey-comb core. Steel



Movable partitions use non-metallic panels

is used for posts, base, cornice, and wiring chases. The panels will withstand 70 lbs per sq in. pushing pressure, and the panels are sealed against moisture. Edges are covered with metal to prevent chipping and cracking. E. F. Hauserman Co., 6800 Grant Ave, Cleveland 5, Ohio.

(Continued on page 208)

Ask for this credential when you buy concrete



The Bureau rating plate is available to all manufacturers who meet its quality standards and requirements.

However sympathetic you may be to the profit motive, you don't want *your* jobs served by truck mixers that are too small to properly mix a standard batch.

Deficiencies in drum cubics cannot be measured by the eye. *But you can instantly detect the absence of this rating plate.*

This rating plate on a truck mixer guarantees that it has the proper design and *full amount of free mixing space* needed to produce quality concrete. Look for it whenever you approve or buy concrete ready-mixed.

Affiliated with The National Ready Mixed Concrete Association

Truck Mixer Manufacturers Bureau

BLAW-KNOX DIVISION
Pittsburgh, Pa.
CHAIN BELT COMPANY
Milwaukee, Wis.


CONCRETE TRANSPORT MIXER CO.
St. Louis, Mo.
THE JAEGER MACHINE COMPANY
Columbus, Ohio

THE T. L. SMITH COMPANY
Milwaukee, Wis.
WORTHINGTON PUMP & MACHINERY CORP.
Dunellen, N. J.

NOTED FOR

Efficiency...

This simple mechanism is *Easy* to install *Easy* to service



SERIES 600 TRAP
Pressure Range 0 to 200
Lbs. Capacity From 880 to
11,000 Lbs. Condensate
Per Hour

HOFFMAN

INVERTED

BUCKET TRAPS

FOR STEAM SERVICE

Hoffman Bucket Traps operate intermittently and are particularly applicable to draining condensate and air from steam lines or equipment where large quantities of air and condensate must be discharged. They are easily inspected, cleaned and serviced by merely removing the cover assembly.

Straight-through pipe connections permit close-to-floor installation.

All working parts are connected to

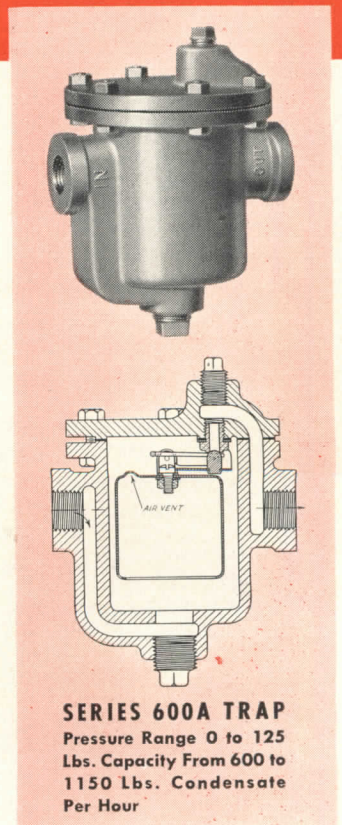
the bonnet and are removable with it for service without breaking pipe connections.

These are features of design appreciated by the maintenance man in saving man-hours when man-power is costly and scarce.

Hoffman Bucket Traps are adjustable to a wide choice of pressures—simply by changing valve seats. Send today for full information, no obligation.

HOFFMAN SPECIALTY CO., Dept. AR-9, 1001 York St., Indianapolis 7, Ind.

Makers of Valves, Traps, Vacuum and Condensation Pumps, Forced Hot Water Heating Systems.
Sold by leading wholesalers of Heating and Plumbing Equipment.



SERIES 600A TRAP
Pressure Range 0 to 125
Lbs. Capacity From 600 to
1150 Lbs. Condensate
Per Hour

The Architect's Question Box



Published now and then in
the interests of wood finishing,
by **FIRZITE** and **SATINLAC**, those
two little **WIZARDS WITH WOOD**.

QUESTION: Is there any way of subduing the unsightly wild grain on fir plywood?

ANSWER: The cause of this wild grain is the way stains "take" so differently on the soft spring and hard summer growths. You can lay this wild grain by applying a coat of **FIRZITE** as a pre-sealer. **FIRZITE** penetrates deeply and in effect brings the soft growth to about the same density as the hard growth, thus "taming" the wild grain. Then, stain and finish as desired.



QUESTION: Can Satinlac be applied only to panelling?

ANSWER: Indeed not. It is widely used on trim, rails, doors—to bring out and preserve the natural grain and beauty of the wood. It provides a light natural protective finish in accord with today's decorative trends.



QUESTION: How would you finish Weldtex siding?

ANSWER: For a natural effect, use Clear Firzite followed by Spar Varnish. For woody effects with contrasted grooves—use Clear Firzite followed by White Firzite, tinted with colors-in-oil if color tones are desired; and complete the finish with Spar Varnish. For painted work, apply White Firzite and follow with good exterior house paints.



QUESTION: Very often, when I finish a panelling job with a conventional coat of shellac followed by several coats of varnish, I get a heavy "built-up" finish that does not give the desired effect. Is there any way to get around this?

ANSWER: Use Satinlac. It definitely avoids that heavy "built-up" look of varnish and gives the wood full protection.

If you have any problems in wood finishing, let us help you. Write also for specification sheet.

*May we send you a blond Birch panel showing **SATINLAC** finish?*

UNITED STATES PLYWOOD CORPORATION
Dept. 309, 55 West 44th Street, New York, N. Y.




Architectural Engineering

PRODUCTS

(Continued from page 206)

Mortar Plane

The *Kakest Mortar Plane* is claimed to afford considerable savings in time, labor and materials, as compared with the conventional trowel method of applying mortar. The plane is made of aluminum, and weighs 1½ lbs. A gate



New mortar-laying device speeds erection of hollow masonry block

at the base permits variation of the thickness of mortar flow. The manufacturer estimates that mortar for a six-foot-long joint of average thickness can be laid with one filling. *Kakest Co.*, Curwensville, Pa.

Air-Dry Plastic Finish

Described as resistant to marring and surface wear, *Fenolic 101*, formulated to cure at room temperature by chemical action, provides a clear air-dry plastic finish. This finish resists, the manufacturer states, alcohol and liquor as well as most solvents and cleansers. The cured film is non-inflammable and resists cigarette burns. It can be applied to light wood without noticeable darkening. It is strongly emphasized that it must be used on new un-coated woods or woods that have had the finish fully removed. If staining is desired, only acid resistant, non-grain raising stains should be used. It dries to a high gloss finish and can be rubbed to a desired finish. The manufacturer further specifies that the finish must be applied at a minimum temperature of 75–80 deg F. It dries tack-free in 30 minutes, for best results sanding is suggested after a 24–48 hour curing

(Continued on page 210)

INSULITE® *Leadership* in Syracuse...

Survey Shows **More builders prefer INSULITE**
than any other brand of Insulating Sheathing

*"I save \$16900 on every job
by using Bildrite® Sheathing!"*

JOHN TAROLLI

A leading Syracuse builder for 31 years



Better sheathing jobs at a lower cost . . . that's why more builders prefer INSULITE BILDRITE SHEATHING. Here's how John Tarolli, veteran Syracuse builder, explains it:

"Gentlemen:

I use Insulite Bildrite Sheathing because it's the best on the market. 4-foot Bildrite has far greater bracing strength than horizontally-applied wood sheathing—and also saves me \$169.00 on every house I build.

I know from experience that Bildrite isn't harmed by long exposure to the weather. It's asphalt-treated *throughout* for greater moisture resistance, and therefore doesn't warp, swell, or buckle.

Yours very truly,


JOHN TAROLLI

Syracuse, New York"

More and more architects, everywhere, are passing INSULITE'S savings and other advantages on to their clients by specifying *Bildrite Sheathing*. May we arrange to show you samples and give you complete information about *Bildrite* and other quality INSULITE products? Just drop us a card at the address below.

Refer to Sweet's File, Architectural Section—10a/1n



INSULITE DIVISION
MINNESOTA AND ONTARIO PAPER COMPANY



9-51

MINNEAPOLIS 2,
MINNESOTA

"Best operators in the business!"



RICHARDS-WILCOX AuT-o-DoR®

Electric Operators

open and close garage doors automatically

Here you see the perfect answer for every home-owner who wants garage doors that open and close automatically—the R-W No. 1251 AuT-o-DoR Electric Operator, especially designed for opening and closing sectional or one-piece type residential overhead garage doors.

Easy to Install—R-W No. 1251 Operators come completely assembled in a single carton, ready to install and hook to AC current. Especially recommended for R-W 999 Garage Doors.

Easy to Service—Long life self-lubricating oilite bearings are used throughout. Roller chain is completely enclosed. Tension of chain is easily adjusted. V-belt drive has automatic adjustment. No special tools required to service any parts in this operator.

Choice of Three Controls—Three different types of controls are available, as shown above. Each type functions smoothly and efficiently. Send for catalog A-87 with detailed information about R-W No. 1251 AuT-o-DoR Electric Operators—write our nearest office today.

1880-1951



OVER
71 YEARS

Richards-Wilcox Mfg. Co.

"A HANGER FOR ANY DOOR THAT SLIDES"
AURORA, ILLINOIS, U.S.A. Branches in all principal cities

SLIDING DOOR HANGERS & TRACK • FIRE DOORS & FIXTURES • GARAGE DOORS & EQUIPMENT
INDUSTRIAL CONVEYORS & CRANES • SCHOOL WARDROBES & PARTITIONS
ELEVATOR DOOR OPERATING EQUIPMENT

Architectural Engineering

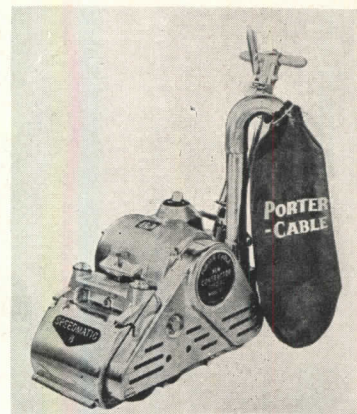
PRODUCTS

(Continued from page 208)

period. It can be applied with brush, roller, spray or by the dip method. Three coats are suggested for hard woods and four coats for soft wood. The finish is available in clear and several colors. Plastic Cement and Chemical Co., 340 East 27th St., New York 16, N. Y.

Floor Sander

A heavy duty floor sander, the Contractor Special Model 504, offers an interchangeable drum cover that can be renewed in three minutes rather than sending it to the factory for maintenance. The sander is equipped with a fan that




Floor sander removes dust from work

is claimed to pick up 97 per cent of the dust. Cutting pressure may be adjusted in five separate stages, so that the operator has complete control over depth of cut. Although the sander weighs 241 lbs, it responds readily to hand pressure the manufacturer states, and can be maneuvered into a tight three foot circle. The machine can be disassembled into two separate units, the motor and chassis to facilitate the handling by one man. The drum cuts to within one inch of the baseboard reducing the amount of edging work required. Standard equipment that is included with the machine is 100 ft cord assembly, carrying handle, six grits of paper, dust bag, wrenches. Dimensions; drum, 8 in. dia; overall, 13¾ in. wide, 36 in. long, 36 in. high. Porter-Cable Machine Co., 1174 N. Salina St., Syracuse 8, N. Y.

(Continued on page 212)

Building costs cut $\frac{1}{3}$ for Unique New Airmen's Barracks

Fenestra* Metal Building Panel Construction Saves Time, Labor, Materials, Money



As compared to the cost of conventional barracks construction, estimated at \$2,300 per man, the cost of the nonconventional barracks illustrated above is only an estimated \$1,485 per man (just \$1.11 per cubic foot)!

And this barracks at Offutt Air Force Base, Omaha, Nebraska, is something special. Flyers of the Strategic Air Command fly "around the clock." As some sleep, others are "taking off." So army engineers are giving them 2-man rooms for peaceful quiet and privacy, better and more convenient bath facilities, a pleasanter place in every way—all at \$1.11 per cubic foot . . . a saving of one-third. How?

First, they erect a steel frame. Then into the frame go Fenestra "C" Panels to form curtain walls. These strong, lightweight steel sandwiches packed with glass fiber insulation are 16 inches by 14 feet and can be placed by two men. They form a finished, prime-painted, noncombustible outside and inside wall at the same time. After three courses of "C" Panels, in goes a 14-foot window assembly including Fenestra Steel Windows. Then more panels and up leaps the building!


No mason, no carpenter, no lather, no plasterer. Just a steel worker and a painter, period!

Floors, ceilings and roof are Fenestra "AD" Panels, cellular, with a smooth, flat surface top and bottom. This "AD" Panel floor is topped with two inches of concrete and finished in asphalt tile. And the bottom of the panels forms a finished, prime-painted, noncombustible ceiling for the rooms below.

Think of the advantages in using structural material that also forms finished walls and ceilings. No wonder building costs were cut one-third!


Make Those Same Savings Yourself. Call the Fenestra Representative today (he's listed under "Fenestra Building Products Company" in your Yellow Phone Book). Or mail the coupon.

Only \$1.11 Per Cubic Foot for this 37 x 282-ft., 3-story Offutt Air Force Base barracks housing 216 men. Total cost about 321 thousand dollars—approximately 30% less than conventionally built barracks . . . and the whole building is firesafe! Contractor: Korshoj Construction Company, Blair, Nebraska.




*Trademark


Fenestra **PANELS • DOORS • WINDOWS**
engineered to cut the waste out of building



"D" Panels for floors, roofs, ceilings. Standard width 16". Depth $1\frac{1}{2}$ " to $7\frac{1}{2}$ ".



Acoustical "AD" Panels for ceiling-silencer-roof. Width 16". Depth up to $7\frac{1}{2}$ ".



"C" Insulated Wall Panels. Standard width 16". The depth is 3".

DETROIT STEEL PRODUCTS COMPANY
Building Panels Division
Dept. AR-9, 2252 E. Grand Boulevard
Detroit 11, Michigan

Please send me, without obligation, information on Fenestra Building Panels.

Name _____

Company _____

Address _____

You can depend on

B. F. Goodrich Flooring Products



Leading architects, designers and decorators specify B. F. Goodrich Flooring Products because they know from experience that whatever the flooring problem may be, there's always a product from this quality line that will do the job *better*. One of these is

Arraflor




In restaurants, retail shops, showrooms . . . in fact, wherever the need is for a flooring that's durable, colorful, easy-to-clean, then specify B. F. Goodrich Arraflor.

Arraflor is a Vinyl Plastic Asbestos tile that is super resistant to oils, greases, fats, etc. This fact, plus the fact that it can be installed on, above or below grade, makes it particularly suitable for any basement area.

And the wide variety of clear, brilliant colors to choose from is your client's assurance of floors that will blend with any decorative scheme.

Write today for complete details about Arraflor and other B. F. Goodrich Flooring Products . . . the products that satisfy *any* flooring specification.

**Here's another
B. F. Goodrich Flooring Product**



**HOOD
ASPHALT
TILE**

for years of low-cost, handsome, quiet, easy-to-maintain flooring anywhere—on, above or below grade.

There's also: Rubber Tile, Rubber Cove Base, Rubber Stair Treads, Rubber Thresholds and a complete range of waxes, cleaners and cements.

YEARS OF BETTER FLOORING FROM YEARS OF BETTER RESEARCH


B.F. Goodrich
Flooring Division
WATERTOWN, MASS.

Architectural Engineering


PRODUCTS
(Continued from page 210)

Fireplace Accessories

A group of forthright, simple fireplace accessories is the latest addition to the list of utilitarian household items re-designed by George Nelson in the past few years. This new group includes a variety of andirons, a log rack and a fire-tool set. All are made of black-finished steel and iron, with welded joints. The tools include brush, shovel



Fireplace accessories are simply designed of black-finished welded steel



and poker, and have shaped handles of polished birch; floor or wall holders are available. The line was designed for the Howard Miller Clock Co., Zeeland, Mich., and is nationally distributed by Richards-Morganthau, 225 Fifth Ave., New York, N. Y.

"Members of staff use Sweet's constantly"

says *W. H. Deitrick*

"There is certainly no question as to how valuable Sweet's File is to the practising architect. Having hundreds of manufacturers' catalogs so conveniently arranged and easy to find makes it absolutely indispensable.

"Naturally, members of our staff use Sweet's constantly in preparing plans and writing specifications, but we also find many other uses here. Each year, we take in several young men fresh out of architectural school, and we find Sweet's invaluable in training them — in helping them to become familiar with all the different building products and techniques.

"We also use the catalogs in Sweet's in discussions and conferences with clients. It saves a great deal of time in reaching an agreement by showing why the product we have specified is the best for the job.

"A short time ago, Sweet's sent us a booklet describing the new classification and indexing system used in the Architectural File. Our various departments are now in the process of changing over their files of individually distributed catalogs and other printed data to conform with this system. It's the best yet devised, and it affords a perfect coordination for the whole office with Sweet's.

"One thing, though, is that I would like to see fewer ads in the File. When we go to Sweet's, we want complete technical information on a product in catalog form."

"Couldn't get along without it"

says *W. H. Strong*

"We just couldn't get along without Sweet's File. We use it for reference in bidding, and, of course, in purchasing. Then too, it's a life-saver when it comes to last minute changes.

"We do a good deal of public work where the specifications are required to show at least three optional products in every case. With Sweet's on hand, we can get all the information we need on these products, and then we're in a better position to invite our suppliers to bid. In line with this, it is important for the various manufacturers to list their branch offices — even with telephone numbers — on the back of their catalogs. This is very important where you're running an estimate and need a quotation right away.

"Another thing about Sweet's File is the way we know that the various catalogs are always there when we need them. Just today, a salesman from one of the big companies came out here to this job site and left me a very fancy catalog. The only trouble is that I may not have any use for it for six months or so, and by that time it probably will be lost. If that catalog were in Sweet's, there wouldn't be any problem.

"I would like to see all the catalogs in Sweet's File show, where applicable, installation data, shop details and stock sizes. This would be a big help."



William Henly Deitrick
William Henly Deitrick, Inc., Architects
Raleigh, North Carolina



W. H. Strong
Strong & Harmon, General Contractors
Raleigh, North Carolina

Sweet's Catalog Service



DIVISION OF F. W. DODGE CORPORATION, 119 WEST 40TH STREET, NEW YORK 18, N. Y.

DON'T GAMBLE WITH YOUR CLIENT'S MONEY



Specify **WRIGHT RUBBER TILE** *and be safe!*

Remember — when you gamble with cheap or untried floors you gamble with your client's money *and your reputation.*

You don't gamble when you specify floors of Wright Rubber Tile — because there's thirty years' proof behind every claim we make.

You don't gamble, because Wright Rubber Tile exceeds government specifications for rubber tile flooring.

When you specify Wright, you get everything you want in a flooring — beauty, long life, comfort, ease of maintenance, and low annual cost.

No other flooring — in all the world — offers so many proved benefits as Wright Rubber Tile. No other flooring offers you and your clients as much assurance of long-life satisfaction. Play it safe. Specify Wright the next time you specify flooring. You will find suggested specifications in Sweet's Architectural File.

FREE SAMPLE KIT FOR ARCHITECTS

Write today, on your letterhead, for a complete set of 4x4 samples of Wright Rubber Tile in 21 beautiful colors.

WRIGHT MANUFACTURING CO.
5204 Post Oak Rd. • Houston 5, Texas



WRIGHT RUBBER TILE

FLOORS OF DISTINCTION

- ◆ WRIGHTEX—Soft Rubber Tile
- ◆ WRIGHTFLOR—Hard Surface Rubber Tile
- ◆ WRIGHT-ON-TOP Compression Cove Base

Architectural Engineering

LITERATURE

(Continued from page 178)

showing cooling surface required for capacities ranging from 2 to 232 tons of refrigeration at water flow rates from 15 to 575 gpm. A log mean temperature table is included, as well as dimensions, pressure drops, and typical piping arrangements. Patterson-Kelly Co., Inc., 315 Burson St., East Stroudsburg, Pa.*

Hospital Elevators

The Modern Hospital and Its Elevator Needs. Booklet is designed to illustrate the solution of problems encountered in providing between floor transportation in hospitals. The problem of location, speed and size is considered. 20 pp. illus., tables, diagrams, Otis Elevator Co., 260 Eleventh Ave., New York 1, N. Y.*

Steel Windows

Fenestra Hot-Dip Galvanized Apartment Casement Windows. Catalog describes features of a line of steel casements for multi-family dwelling units. Window designs, construction features, hardware and screens are also discussed. Specifications are included, along with illustrations of types and sizes of casements available. 4 pp., illus. Detroit Steel Products Co., 2250 E. Grand Blvd., Detroit 11, Mich.*

Kitchens

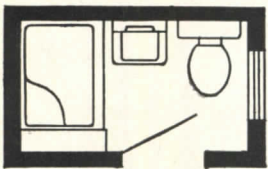
The Columbia All Purpose Kitchen. Brochure describes steel kitchen units for homes, apartments, cabins. All purpose deep drawer base cabinets, corner wall cabinets, wall cabinets for kitchen, laundry or bath are shown, in addition to details of door catches and drawer locks. A planning service is also mentioned. 2 pp., illus., Columbia Kitchens in Steel. Supermatic Products Corp., Burbank, Calif.

Reinforced Concrete Building Codes

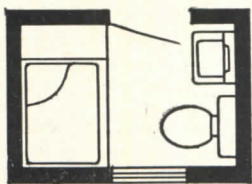
"The ACI Building Code." Building Code Requirements for Reinforced Concrete (ACI 318-51). Adopted as a Standard of the American Concrete Institute at the 47th annual convention last February, the code contains notes on the

(Continued on page 218)

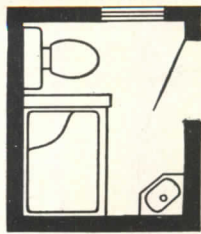
how small
can a bathroom
be?



OR 4' x 7'



OR 4' 6" x 6' 6"



OR 5' x 6' 3"

with the

CRANE Lahoma Bathtub

you can solve "minimum" bathroom problems in private homes, hotels and apartments, tourist courts—in fact, wherever space is at a premium. Made only by Crane, this unique bathtub measures only 31 x 42 inches with sides just 12 inches high. The bottom is flat for safety, and there is a built-in corner seat for comfort while foot, sponge or shower bathing.


The Crane *Lahoma* is made of *Duraclay* (genuine vitreous-glazed earthenware), the exclusive Crane all-ceramic material that hospital fixtures are made of. Its smooth, glistening surface is unaffected by household acid, stain, abrasion and thermal shock. Wipes clean with a damp cloth. *Dial-ese* controls operate with finger-tip pressure—help reduce wear and consequent dripping. Consult your Crane Branch or Crane Wholesaler.

CRANE CO.

GENERAL OFFICES: 836 S. MICHIGAN AVE., CHICAGO 5
VALVES • FITTINGS • PIPE
PLUMBING AND HEATING

LITERATURE

(Continued from page 216)



Apartment on columns

Architectural concrete slabs cover interior and exterior columns, unifying design

For see-through spaciousness integrating lobby and gardens into visual unity, the new Manhattan House in New York rests upon 74 handsome columns. Beautiful column facings are pre-cast concrete slabs made with Atlas White Cement and white quartz aggregate . . . gracefully accenting the open areas in the building base.

Two flat U-shaped slabs, 11' high and 2½" thick, are joined to form each column. Shop-fitted with shiplap joints, each pair encloses a support column and conduits. Design of the entire ground floor is integrated because concrete slabs are used indoors as well as out.

You will find many beautiful and original uses for concrete facing slabs made with Atlas White Cement. The range of forms, textures and colors is tremendous. And because Atlas White Cement is a true, uniform white, it enhances the rich color values of both pigments and aggregates.

Atlas White Cement complies with ASTM and Federal Specifications. For further information see SWEET'S Catalog, Section 4E/7a and 13C/5, or write Atlas White Bureau, Universal Atlas Cement Company (United States Steel Corporation Subsidiary), 100 Park Ave., New York 17.

Architects:

Skidmore, Owings,
& Merrill and Mayer
& Whittlesey.

Owner:

New York Life Insurance
Company.

MoSai Precast Facing

Slabs:

Dextone Co.,
New Haven, Conn.



FOR BEAUTY AND UTILITY
ATLAS WHITE CEMENT
®
FOR TERRAZZO, PAINT, SLABS, STUCCO

"THEATRE GUILD ON THE AIR" Sponsored by U. S. Steel Subsidiaries
Sunday Evenings—NBC Network

design and construction of reinforced concrete buildings and is said to permit savings in steel in reinforced concrete construction. Quality of concrete; allowable stresses; mixing, placing, curing and cold weather protection; forms; cleaning, bending, splicing and protection of reinforcement; construction joints; general design considerations; flexural computations; shear and diagonal tension; bond and anchorage; flat slabs; columns and walls; footings are discussed in the bulletin. 64 pp., illus. Price, 50 cents. American Concrete Institute, 18263 W. McNichols Rd., Detroit 19, Mich.

Fire Tests

(1) *Fire Tests of Wood Framed Walls and Partitions with Asbestos-Cement Facings.* (2) *Fire Tests of Steel Columns Protected with Siliceous Aggregate Concrete.* By Nolan W. Mitchell. *Building Materials and Structures Reports 123 and 124.* The first article discusses performance of wood-framed walls and partitions faced with asbestos-cement shingles or sheets, when subjected to fire tests under standard procedures. The information is directed to those who are concerned with the evaluation of fire resistant characteristics of such constructions, and also will be of help in the selection of constructions which will meet fire resistance requirements.


The second report describes the results of fire tests of four steel building columns which were protected by concrete made with highly siliceous aggregates. Also discussed are tests made on concrete walls with the same aggregates and which further confirmed the results of the column tests.

Chapters in both booklets include, in addition to foreword and introduction, materials, equipment and method of testing, results of tests, and summary and discussion. The articles are supplemented with explanatory photographs, charts and graphs. 12 and 14 pp., illus., respectively. Price, 15 cents each. Superintendent of Documents, Washington 25, D. C.


(Continued on page 220)

STRAN-STEEL FRAMING


FOR SCHOOLS



Exterior view of school. Electrical wiring is installed through factory-punched holes in frame members.



Interior view of school under construction. Note how wood collateral is nailed directly to metal framing.



Stran-Steel Framing for Robstown Elementary School.

Here is what Benjamin Kenneth Wyatt, architect for the Robstown, Texas and other school buildings, says about Stran-Steel Framing:

"We have used Stran-Steel construction in several recent school buildings.

"Besides being most flexible for modern design, providing light cantilevered construction, thin window mullions used with collateral materials, economical suspended furring, Stran-Steel offers great rigidity with speed of erection for greater economy.

"Being able to nail to Stran-Steel Framing gives the economy of wood framing for dry wall construction (Knox School) also eliminates furring for metal lath (Robstown Schools) in plaster construction. Fire-safety and long life is of paramount importance in school building construction, and incombustible Stran-Steel framework meets both of these requirements."

Stran-Steel Framing makes it easy to design, easy to build BETTER BUILDINGS economically! If you are planning a school project, classrooms, or other type of construction, you can give your buildings a backbone of steel with Stran-Steel Framing.

Complete literature and specifications data available upon request, or see Sweet's catalog service, architectural and builders files.


GREAT LAKES STEEL CORPORATION

Stran-Steel Division

Ecorse, Detroit 29, Mich.



NATIONAL STEEL CORPORATION



Corridor detail of school showing Stran-Steel Framing.



STRAN-STEEL REG. U. S. PAT. OFF.

ARCHITECTS . . ENGINEERS . . CONTRACTORS
 . . THE "MAN ON THE JOB" . .



. . ALL SING THE PRAISES OF . .

DRIVE-IT!

The DRIVE-IT method of fastening has contributed a new chapter to the history of the building industry. Introduced but four short years ago—DRIVE-IT powder powered tools are now recommended and used by thousands of progressive contractors in the building trades.

DRIVE-IT is by far the fastest, most economical method yet devised to fasten steel or wood to concrete or steel. It carries the underwriters' approval and both tools are engineered for safety on the job.

Try DRIVE-IT on such time-consuming fastening jobs as conduit, heating and ventilating ducts, door bucks and many others. Your DRIVE-IT distributor will be glad to give you an "on the job" demonstration. Write us for his name.

Distributors from Coast to Coast

THE POWDER POWER TOOL CORPORATION

0719 S. W. Woods Street, Portland 1, Oregon
 Cleveland Branch: 2075 E. 65th St., Cleveland, Ohio
 Canadian Distributor: Ammo Power Tool Co., Ltd.,
 Vancouver, B. C.

U. S. Pat. Nos.
 1,984,117;
 2,400,878
 other patents
 pending

APPROVED BY
 UNDERWRITERS'
 LABORATORIES



Architectural Engineering

LITERATURE

(Continued from page 218)

Color Guide

Interior Decorator's Color. By Color Helm. Brochure gives details of a color guide instrument designed for anyone dealing with or specializing in color. Format, features and method of use are discussed for this newly-revised instrument. 2 pp., illus. Color Helm, Inc., Ridgewood, N. J.

Wallboard-Nail-Dial Guide

A round nail guide with two moveable wheels and measuring $4\frac{3}{4}$ in. is currently available for architects. One side of the rotary guide, the *Dial-It-Right* side, gives information on the correct types and thickness of hardboard for exterior signs and walls, interior ceilings and walls, underlayment, wainscots, bench tops, case-backs and ends, counter tops, doors, drawer bottoms and floors. *Nail-It-Right*, the reverse side, gives instructions for selection of nails for interior ceilings and walls, concrete forms, lap siding over sheathing, panel siding, finish flooring, underlayment. Keyed for identification, 11 types of nails are illustrated. Thus, as the moveable wheel's indicator points to "underlayment," for example, the keys to ring grooved, drive screw and barbed box type nails appear in a die-cut window in the wheel. A grommet in the center of the guide functions as a pivot for the moveable discs, as well as a means for suspending the guide by a cord. Masonite Corp., 111 W. Washington, Chicago 2, Ill.

LITERATURE REQUESTED

The following individuals and firms request manufacturers' literature:

Raymond E. Clouse, Architect, Gaston Place, East Liverpool, Ohio.

F. H. McGraw & Company, Constructors, Civil & Architectural Engineering Department, 51 East 42nd St., New York 17, N. Y.


Gerald A. Perkins, Architect, 438 Main, Glen Ellyn, Ill.

Ing. Pier Luigi Razzauti, Studio tecnico, Via S. Francesco 2, Livorno, Italy.

In-wall

MULTIPLE-USE-OF-SPACE EQUIPMENT

NOW
AVAILABLE IN
2 TABLE HEIGHTS
25" AND 30"



do magic after one easy lesson!

Now you see an activities room—a gym—an auditorium—then,
presto, tables and benches roll from the wall on mark-proof
rubber casters in units that seat 20 students each—one unit
every 47 seconds. In-Wall space saving equipment
for new and existing buildings is the very logical answer
to high construction costs and increased enrollments.





Write for
our catalog.


Schieber Manufacturing Co.
12728 Burt Road
Detroit 23, Michigan

In Canada
LaSalle Recreations, Ltd.
945 Granville Street
Vancouver, B. C.

ACTIVITIES AREA TO LUNCHROOM FOR 200 IN 8 MINUTES



Weyerhaeuser *fabricates* TIMBER TRUSSES and other structural wood products



WEYERHAEUSER'S Fabricating Department offers a complete service in factory-made structural wood products, engineered for light or heavy timber construction.

Ready-to-use structural products, including hardware, are shipped as complete units through retail lumber dealers. Units are easily, quickly and economically assembled on the job with regular local crews.

Weyerhaeuser manufactures structural framing members for wall and roof systems—trusses, columns, girders... arch centering... bridges, box culverts, retaining walls... framework for factories, warehouses and schools... church trusses.

Here is a service upon which you can depend for prompt delivery of required structural wood products. Write, wire or phone for complete details and catalog.

WEYERHAEUSER SALES COMPANY

SAINT PAUL 1, MINNESOTA
TACOMA, WASH. NEWARK, N. J.

THE RECORD REPORTS

WASHINGTON

(Continued from page 27)

example, of plastic or porcelain outlet boxes instead of steel in household electrical systems. In some kinds of masonry construction, lightweight aggregates could be used instead of heavier sand and stone for concrete. This weight reduction in turn would make it possible to use less reinforcing and structural steel.

"Another way to save steel made possible by the ordinance would be through increase of stress allowances on steel members in buildings. There are many opportunities for conservation of critical materials in household plumbing and heating systems and elsewhere in the house."

The document's formal title: An Emergency Ordinance Amending All Building, Electrical, Gas, Mechanical, Plumbing, and Related Ordinances; Authorizing the Use of *Alternate* or Substitute Materials and Methods during the Period of National Emergency.

Shorts

- Nearly 3600 seriously disabled veterans have established rights to federal grants for the so-called "wheelchair" houses. VA defrays 50 per cent of the cost of such homes for eligible veterans up to a maximum grant of \$10,000. The agency determines that the applicant's disability is within the scope of the law, that it is medically feasible for him to live in the house, that he has sufficient income to carry the property, and that the particular home selected is adaptable to his needs. Homes for the wheelchair veterans have such architectural features as ramps instead of stairs, wider doorways, special bathroom fixtures, and exercise rooms equipped for needs of the individual. VA supplies model plans, specifications and blueprints. Use of these by the veteran is optional. As of June 30, 1951, the housing plans of 1880 disabled veterans had been approved in a total amount of \$17,046,449.

- The Lyndon Johnson subcommittee report on ramshackle housing for veterans at Army camps stirred up considerable indignation in many quarters. The Senate subcommittee planned to follow up its exposé with another hearing at

(Continued on page 224)

now! MENGEL MAHOGANY Flush DOORS

Available at
less than many
Domestic Woods!



"Believe it or not"—Mengel Flush Doors with faces of genuine African Mahogany can now be bought for less than comparable doors built with many conventional domestic woods!

Why? Because Mengel, drawing from its own vast logging concessions in the heart of Africa's Gold Coast, brings its fine Mahogany veneers to America in tremendous volume. Second, Mengel has the wood-working equipment and know-how to manufacture its top-quality doors *with mass-production economy and efficiency!*

Use the coupon to get full details about Mengel Mahogany Doors. Until you know the facts, you'll never appreciate the extra luxury, the extra *values* now immediately available for *any* kind of job.



THE MENGEL COMPANY
Plywood Division, Louisville 1, Ky.

Gentlemen: Please send me full information on Mengel Mahogany Flush Doors—Hollow Core and Stabilized Solid Core.

Name _____
 Firm _____
 Street _____
 City _____ State _____

The Mengel Company . . . America's largest manufacturers of hardwood products
 • growers and processors of timber • manufacturers of fine furniture • veneers •
 plywood • flush doors • corrugated containers • kitchen cabinets and wall closets


WASHINGTON

(Continued from page 222)




For greater safety under foot,
in your plant and on your products


Inland 4-Way Safety Plate®



Light! Strong!



Lasts Long



Quick Cleaning



Stays Flat



INLAND STEEL COMPANY, Dept. AR-91
38 So. Dearborn St., Chicago 3, Ill.
Sales Offices: Chicago, Davenport, Detroit,
Indianapolis, Kansas City, Milwaukee, New
York, St. Louis and St. Paul.

New Bulletin with New
Ideas—Just Out! Bulletin
FI. Complete engineering
and application data.
Send for it!

STOCKED BY LEADING STEEL WAREHOUSES

which military personnel charged with administering the military housing program were to be grilled. This subsequent hearing was scheduled, then indefinitely postponed, when Senator Johnson was called out of Washington on business. The National Association of Real Estate Boards, in connection with the initial Johnson report on near-slum conditions for military personnel and their families at three camps, pledged its support. N.A.R.E.B. wired Senator Johnson it would work with him through local real estate boards and with the military "to find quick and effective remedies." N.A.R.E.B. took the occasion to remark that crackdowns and controls will not relieve shortages. It suggested immediate lifting of all credit restrictions in the critical areas.

- The defense housing bill was on its way to final enactment by Congress after the House Banking committee accepted the Senate-passed version, amended it and sent it to the House floor. The committee tacked 27 amendments onto the Senate bill, but failed to change it in any major respect. Recognizing the importance of adequate housing for war workers and military personnel, the committee report said defense housing had to be provided if the country was to get full value out of its defense contracts.

- Raymond M. Foley, housing administrator, said the size of the developing program under Title I of the Housing Act of 1949 was indicative of sustained community interest in slum clearance and urban redevelopment. A total of 115 localities throughout the nation had obtained approval of advances of planning funds for program activity by the end of June.

- Average bills for residential and commercial light and power services on January 1, 1951, remained at or below previously established levels, the Federal Power Commission reported. Average for industrial services, though lower than in 1948 and 1949, were approximately six per cent above the low level established in 1940 and 1941.

(Continued on page 226)

By Tomorrow Morning...

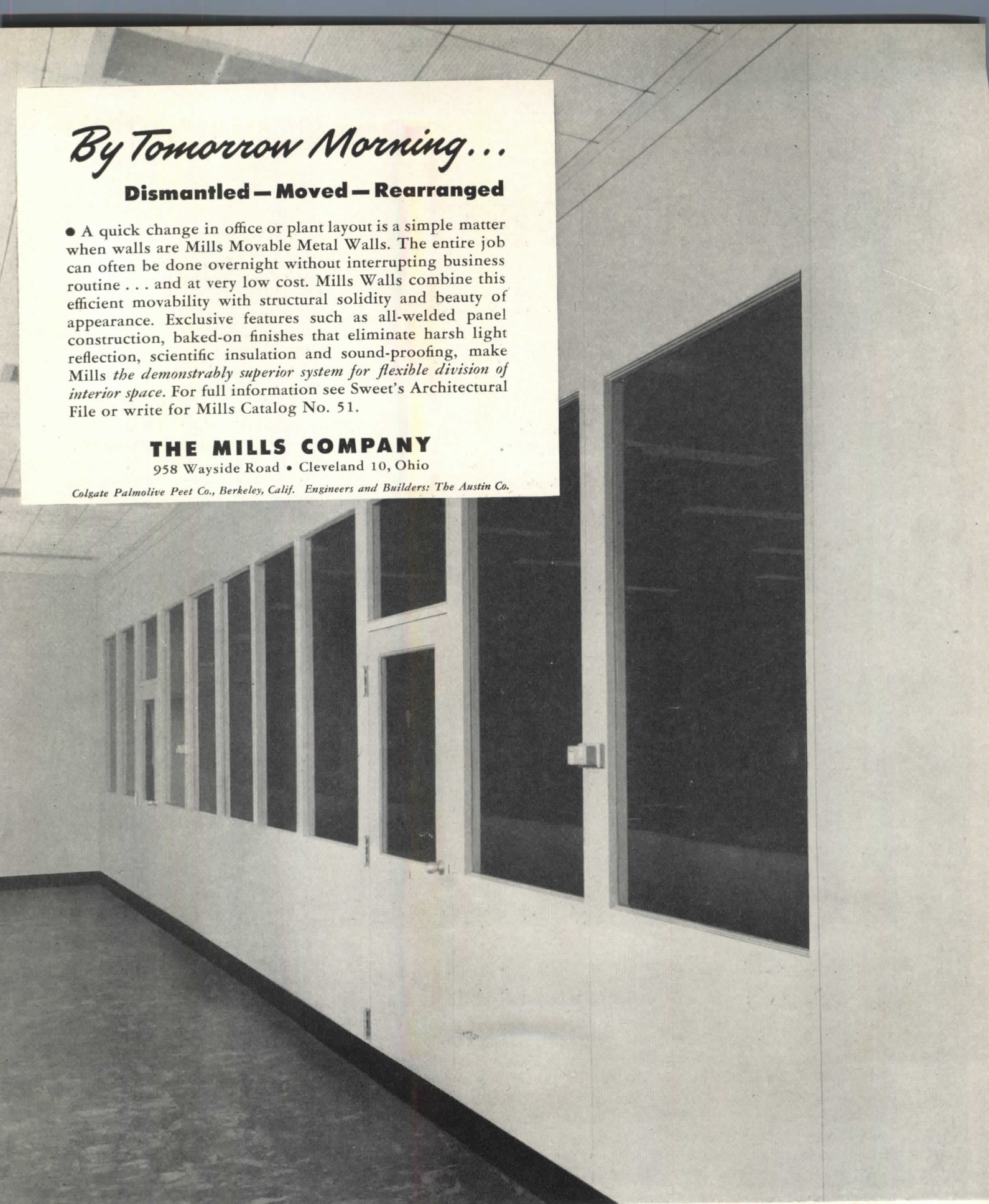
Dismantled — Moved — Rearranged

● A quick change in office or plant layout is a simple matter when walls are Mills Movable Metal Walls. The entire job can often be done overnight without interrupting business routine . . . and at very low cost. Mills Walls combine this efficient movability with structural solidity and beauty of appearance. Exclusive features such as all-welded panel construction, baked-on finishes that eliminate harsh light reflection, scientific insulation and sound-proofing, make Mills *the demonstrably superior system for flexible division of interior space*. For full information see Sweet's Architectural File or write for Mills Catalog No. 51.

THE MILLS COMPANY

958 Wayside Road • Cleveland 10, Ohio

Colgate Palmolive Peet Co., Berkeley, Calif. Engineers and Builders: The Austin Co.



MILLS

Movable

METAL WALLS



In One Compact UNIT . . .
DEPENDABILITY

**for every
 need . . .**

**From 25 to 304
 Horsepower**



TITUSVILLE

ALL-WELDED WP-WPO Firebox Boilers

The *only* all-welded, return tube, firebox type high pressure boiler—providing leakproof, troubleproof performance on continuous schedules for hospitals, institutions and industries. The Titusville Type WP-WPO Firebox Boiler is precision die formed and welded—built to ASME code with a 5-plus factor of safety—Standardized ratings, with large reserve capacity—gives excellent results with oil, gas or coal firing. Write for detailed, descriptive brochure.

THE TITUSVILLE IRON WORKS COMPANY

A division of **Fruthers
 SWells**

TITUSVILLE, PENNSYLVANIA
 Representatives in Principal Cities

THE RECORD REPORTS

WASHINGTON
 (Continued from page 224)

- Under a new executive order by the President, the old Office of the Housing Expediter was abolished, and rent controls went over to a new Office of Rent Stabilization which comes under Eric Johnston's supervision. Tighe Woods remains as director and there were few changes in the office as a result of the transfer. Woods promised to concentrate rent control efforts around military installations in critical defense housing areas to protect military and defense workers and their families from exploitation. To the Housing and Home Finance Agency went the compliance program under the veterans' housing program formerly administered by the Housing Expediter. This involves the handling of complaints of shoddy construction of homes built with privileges extended in the GI bill.

- The Petroleum Administration for Defense planned to stop natural gas service connections to all homes being completed in certain specified areas in the midwest and along the Eastern Seaboard. And it said it would require permission to be obtained for all connections to natural gas mains of large-scale users of the fuel. Purpose was to conserve steel, or rather because of a shortage of steel to fabricate into pipe to transport supplies from the southwestern gas fields. Interior Secretary Chapman, who heads PAD also, told Congress the principal bottleneck preventing maximum production of large diameter pipe needed for oil transportation and gas transmission appeared to be a shortage of steel plate that could be allocated to the pipe mills. PAD complained bitterly that the Defense Production Administration did not give it enough steel in the quarterly allotments.

- The Atomic Energy Commission still tried desperately to keep out of the housing business in the construction of its new installations. But it was having lots of trouble getting private contractors to provide sufficient shelter for construction workers, it said. Housing of the three-year temporary variety is hard to get, said Chairman Gordon Dean.

(Continued on page 228)

• The Bureau of Labor Statistics announced initial results of its survey of housing investment. This showed that purchasers of new houses in metropolitan areas in the latter half of 1949 were predominantly middle-income families earning from \$3000 to \$5000 per year. Average price of a new home was \$11,000 during the period. Families with in-


comes of \$5000 or more per year accounted for about 80 per cent of the new units rented in that time. Average monthly rent paid was \$93, or more than one-fifth of average monthly income. BLS said the period was one of increased housing activity due to an expanded demand for "economy" housing. Moderate-priced homes were made possible

by enlarged operations, elimination of some less essential housing features, and reduced building materials prices.

• Two HHFA projects now under way will study effects of two big new defense plants on their surrounding areas. The University of North Carolina is studying urban growth around the new plant of the Atomic Energy Commission on the Savannah River in South Carolina. A similar survey is being conducted for HHFA on urban development around the United States Steel Company's works project at Morrisville, Pa. Results of the studies, both of which will run for two years, are expected by HHFA to aid both government and industry on housing and community planning problems.

• NINE EXCELLENT REASONS WHY ARCHITECTS SPECIFY "STANDARD" CLOCK SYSTEMS FOR SCHOOLS

1. Only one (heavy duty industrial type) motor used in the entire system.
2. Program mechanism continues during power failures; signals sound on correct time immediately on resumption of power.
3. Time dial and program are geared together — always synchronized.
4. No batteries of any kind — reserve power always available.
5. Simplest setting of program schedules; punch printed ribbon and place it on drum.
6. Special schedules may be set up on spare ribbons and interchanged in a moment. Extra ribbons furnished without charge.
7. Bell board allows placing any signal on any program schedule by changing position of plug on board; also permits manual ringing of any signal when required.
8. Automatic reset feature for secondary clocks allows individual setting — not only groups — keeping all clocks together.
9. Entire system is simple in design; fewer parts to require attention.



Master-Program Controller, Type SYN-S. Approx. Dimensions, 15" x 38" x 9".

See our complete open specifications in Sweet's Architectural File.

S-1

Other "Standard" Products for Schools: Fire Alarm Systems • Laboratory Panels (for Physics, Chemistry, Electrical Shops and Laboratories, Pharmacology, Psychology, etc.)



FOUNDED 1884

THE STANDARD ELECTRIC TIME CO.
81 LOGAN STREET • SPRINGFIELD, MASSACHUSETTS

ON THE CALENDAR

Current through Sept. 30: Festival of Britain, including architectural exhibition on main festival grounds, south bank of Thames, London — London and throughout British Isles.

Current throughout 1951: 1951 Good Design, second in the series of well-designed home furnishings exhibitions, sponsored by the Museum of Modern Art and the Merchandise Mart — The Merchandise Mart, Chicago.

Sept. 1–Oct. 6: Architects' Fall Trek to Europe, under leadership of Clair W. Ditchy, F.A.I.A.

Sept. 4–18: 13th Annual Conference on city and regional planning — Massachusetts Institute of Technology, Cambridge, Mass.

Sept. 11–20: Building Research Congress, with headquarters at Institution of Civil Engineers, London, England.

Sept. 16–21: National Convention, American Society of Sanitary Engineers — Hotel Statler, Detroit.

Sept. 17–20: 53rd Annual Convention, American Hospital Association — St. Louis, Mo.

Sept. 23–30: Second Annual Congress, Union Internationale des Architectes — Rabat, Morocco.

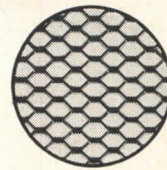

Sept. 29–Oct. 9: Building and Decoration Exhibition, sponsored by N. V. Standard Boekhandel — Antwerp, Belgium.

Oct. 4–6: Annual Convention, California Council of Architects — Coronado, Calif.

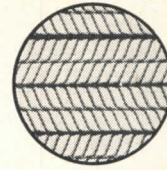
Oct. 8–12: 39th National Safety Con-

(Continued on page 230)

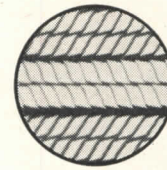
TRUSCON...a name you can **build** on



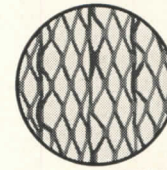
Diamond Lath




Herringbone Doublemesh



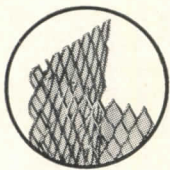
Ribplex Lath




Self-Furring Diamond Lath



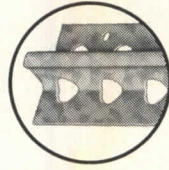
Sheet Lath



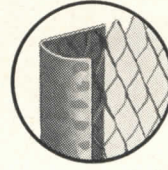
Cornerite




Picture Mold



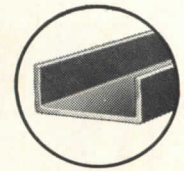
Base Screed




Casing #72



Stucco Mesh



Cold Rolled Channel



Expanded Corner Mesh

for **better** plastering
on every construction job

The complete line of Truscon Metal Lath and Accessories supplies you with every plastering unit necessary in the construction of partitions, ceilings, furring, and decorative features in modern architectural design.

All of these Truscon products are accepted by local building codes throughout America. And from Truscon Warehouses in 24 principal cities . . . from Truscon building supply dealers in nearly every community . . . from Truscon Sales Offices at 47 major points . . . you get products and service that assure the greatest possible assistance in attaining continuous, profitable craftsmanship.

Write for illustrated literature giving details of the entire Truscon Metal Lath and Accessories line.



TRUSCON STEEL COMPANY • YOUNGSTOWN 1, OHIO
Subsidiary of Republic Steel Corporation

THE RECORD REPORTS

(Continued from page 228)

gress and Exposition, National Safety Council — Chicago, Ill.

Oct. 9-12: 18th Annual Conference, National Association of Housing Officials — Hotel Statler, Washington, D. C.

Oct. 11-13: Annual Convention, New York State Association of Architects — Hotel Statler, Buffalo.

Oct. 12-13: Fall Meeting, Alabama Society of Architects — Auburn, Ala.

Oct. 17-19: Annual Convention, Architects Society of Ohio — Hotel Deshler, Columbus, Ohio.

Oct. 22-24: 33rd Annual Meeting, American Standards Association — Waldorf Astoria Hotel, New York City.

Oct. 22-26: Fall General Meeting, American Institute of Electrical Engineers — Hotel Cleveland, Cleveland, Ohio.

Oct. 22-26: Annual Convention, American Society of Civil Engineers — Hotel Statler, New York City.

Oct. 26-27: Annual Meeting and Design Seminar, Gulf States Regional Council, American Institute of Architects, and Annual Convention, Louisiana Architects Association — Memphis, Tenn.

Oct. 30-31: Regional Meeting, American Concrete Institute — Hotel Sheraton, St. Louis, Mo.

Nov. 1-2: Time and Motion Study and Management Clinic, including discussions of plant layout, sponsored by Industrial Management Society — Sheraton Hotel, Chicago.

Nov. 1-3: Fall Meeting, Virginia Chapter, American Institute of Architects — Hotel Natural Bridge, Natural Bridge, Va.

Nov. 14-28: Building Exhibition, Olympia, London. Details available from: Managing Director, 4 Vernon Place, London W.C. 1, England.

when concealed overhead door closers are specified—

remember...
RIXSON
requires a minimum
of head jamb space—
 $2\frac{7}{8}'' \times 2\frac{7}{8}'' \times 17''$ long.

STRONG . . . COMPACT . . . PRECISELY BUILT . . . EXPERTLY GEARED MECHANISM

Requiring a minimum of space in the head jamb or transom bar . . . operating completely immersed in oil . . . RIXSON, concealed, overhead checking door closers are giving years of TROUBLE FREE service. For hinged door and center hung door installations.

WRITE TODAY FOR COMPLETE DETAILS

THE OSCAR C. RIXSON COMPANY

50 Years of Improved Mechanisms in Builders Hardware

4450 Carroll Avenue, Chicago 24, Illinois • Telephone MANSfield 6-5050

OFFICE NOTES

Offices Opened

• Anderson-Nichols and Company, architectural and mechanical engineers of Boston and New York, have opened an architectural and engineering division in Concord, N. H. The Concord architectural firm of Lyford & Magenau will close out 16 years of active practice on completion of current projects, and with its entire staff will form the nucleus of the Anderson-Nichols Concord organization. Stewart A. Lyford has been appointed manager of the Concord division and Eugene Magenau, assistant manager and coordinating engineer. William F. Dewey, partner of the Anderson-Nichols firm in Boston, will have overall charge of the Concord division.

• Roger Burton has opened an office for the practice of architecture at 84 State St., Boston, Mass.

• James D. Carter has announced the opening of an office for the practice of architecture at 3244 De Saix Blvd., New Orleans 19, La.


• Karl Fink, Designer, has announced the opening of his office at 515 Madison Avenue, New York City. For the past five years Mr. Fink has been art director for the Rahr Color Clinic in New York.

(Continued on page 232)

KAYLO HEAT INSULATION

Light Weight...

High Strength...



... Easy to Handle and Apply

Kaylo Heat Insulation is easy to handle and apply—in all sizes, shapes and thicknesses—because of its high structural strength and light weight. This remarkable combination of high strength and light weight makes possible speedier application. It provides for units of greater size which permit larger surfaces to be covered faster. With these combined features, Kaylo Heat Insulation gives exceptional ease of handling—offers substantial savings in application costs.

KAYLO PIPE INSULATION is made to Simplified Dimensional Standards of thicknesses and diameters. Coverings are sectional for tube and pipe sizes $\frac{1}{4}$ " to 12"; tri-segmental up to 23"; quad-segmental up to 41"; K-segmental (18" wide segments) up to 72" in diameter.

KAYLO HEAT INSULATING BLOCK is made in all standard sizes and thicknesses from 1" to 6" for flat surfaces and for vessels larger than 60' in diameter; curved block 18" wide for smaller vessels.

Kaylo Heat Insulation is a hydrous calcium silicate (not glass) with a wide effective temperature range—up to 1200°F. It is inorganic and insoluble in water, incombustible and retains its dimensional stability in long service under severe conditions.



For complete details on Kaylo Heat Insulation, write Dept. N-129, Owens-Illinois Glass Company, Kaylo Division, Toledo 1, Ohio.



KAYLO®

...first in calcium silicate

...pioneered by OWENS  ILLINOIS Glass Company

MAIN OFFICE: Toledo 1, Ohio — KAYLO SALES OFFICES: Atlanta • Boston • Buffalo • Chicago • Cincinnati • Cleveland • Detroit
Houston • Minneapolis • New York • Oklahoma City • Philadelphia • Pittsburgh • St. Louis • Washington

New Firms, Firm Changes

• Announcement has been made of the promotion of Stanley G. Langefels to the post of assistant to the president and of the appointment of Albert Kennerly to succeed him as director of field engineering for A. M. Kinney, Inc., consulting engineers and architects, 2905 Vernon Pl., Cincinnati.

• Marvin G. Probst, president of Graham, Anderson, Probst and White, Inc., Chicago architectural and engineering firm, has announced the appointment of George W. Wickstead as assistant to the president.

• Capt. C. Reid Johnson, CEC, USN (ret.), has been named director of the new San Diego office of the Los Angeles

architectural and engineering firm of Pereira and Luckman.

• George Farkas and Dr. Walter Baermann, Designers, have announced the opening of an office at 954-41st St. Miami Beach, Fla.

New Addresses


The following new addresses have been announced:

Harvey Wiley Corbett, Architect, 1270 Avenue of the Americas, New York City.

William G. Lyles, Bissett, Carlisle & Wolf, Architects-Engineers, R. Emory Holroyd Jr., Associate, Addison Apartment Building, 831 E. Morehead Street, Charlotte, N. C.

John Christopher Mayer, Architect, 1 Gramercy Park, New York 3, N. Y.


Harold G. Stoner, Architect, 1355 Sir Francis Drake Blvd., San Anselmo, Calif.



"Heirloom" Quality in every piece of

KEWAUNEE

Laboratory Equipment



Organic Chemistry Laboratory, A.M. & N. College, Pine Bluff, Arkansas

KEWAUNEE Cabinets, Cases and Laboratory Equipment have always been made according to "heirloom" ideals. Starting with carefully selected materials, skilled workmen fashion a product superior in every detail, with lasting quality and beauty . . . that will serve for years. Yet there has been constant progress and leadership in functional designs and advanced planning to give to each Kewaunee piece extra utility and every modern working convenience.

For a beautiful streamlined Laboratory that inspires the best efforts in every technician, Kewaunee equipment has become first choice of those who recognize "Heirloom" quality—without paying a premium to get it.

Write for the Kewaunee Catalogs, showing this complete modern line. Please specify whether interested in wood or bonderized metal.

Kewaunee Mfg. Co.

5046 S. Center Street, Adrian, Michigan

REPRESENTATIVES IN PRINCIPAL CITIES

AT THE COLLEGES

Harwell Hamilton Harris Heads Texas School of Architecture

Harwell Hamilton Harris of Los Angeles has been named director of the newly autonomous Texas School of Architecture.

Mr. Harris, who began practicing architectural design on the west coast in 1930, has also taught at the University of Southern California, University of California at Los Angeles, Columbia University, Yale University and the Chouinard Art Institute and Art Center School, both in Los Angeles. His wife is Jean Murray Bangs Harris, who has written articles on architectural subjects for numerous periodicals.

The School of Architecture will offer two degrees, Bachelor of Architecture and Bachelor of Architecture in Regional and City Planning. The College of Engineering, of which the School of Architecture has been a part, will continue to offer the Bachelor of Science in Architectural Engineering degree.

More Stress on Science in U. S. Engineering Is Urged

Dr. John R. Dunning, dean of the Columbia University School of Engineering, has called for more U. S. emphasis on the science of engineering.

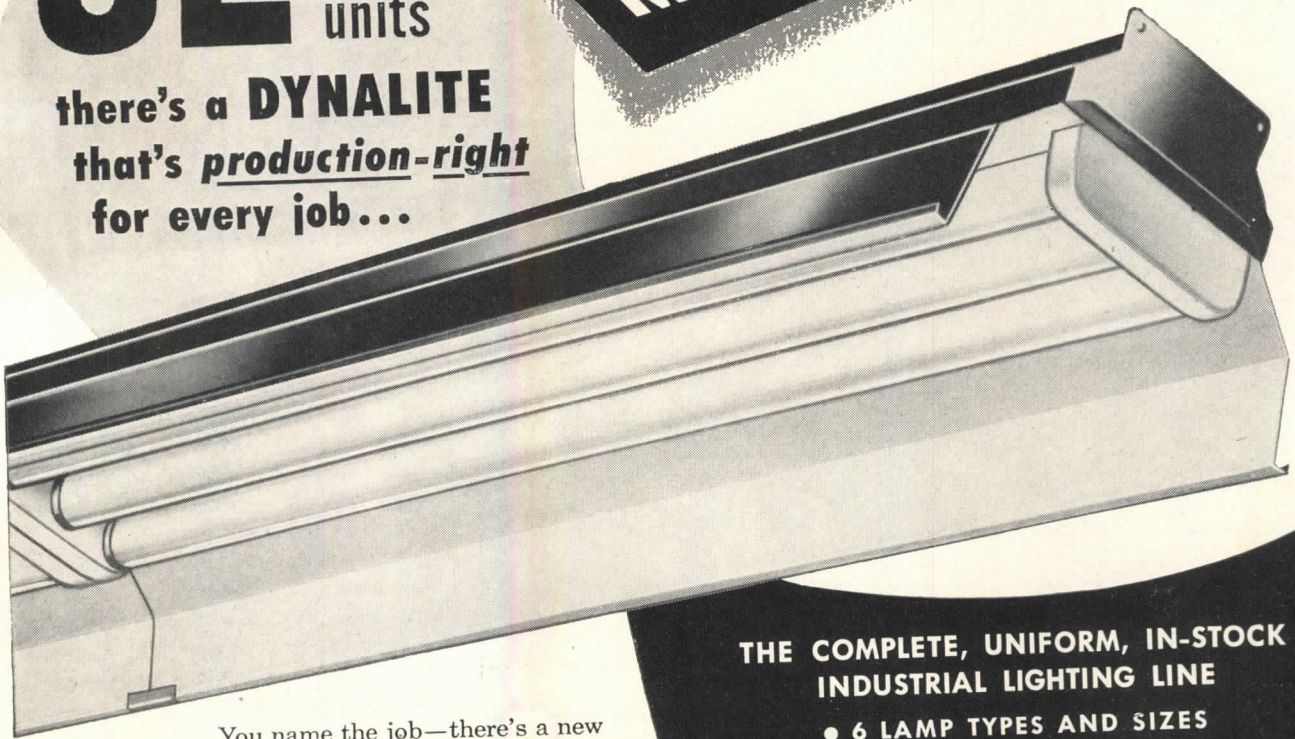
(Continued on page 234)

82

JOB-RATED
industrial
lighting
units

MITCHELL DYNALITE

there's a **DYNALITE**
that's production-right
for every job...



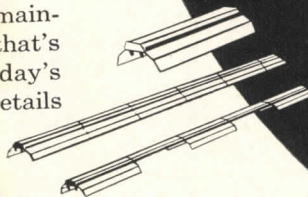
You name the job—there's a new MITCHELL Industrial Lighting unit designed to put the *right light* over *any* production operation. There's nothing like the Dynalite Line—an unprecedented range of 82 *Job-Rated* lighting units you can specify with confidence for superior light in every working area. Advanced features, precision construction for easy installation and maintenance, built-in lifetime durability—that's DYNALITE—the *complete* answer to today's industrial lighting needs. Get all the details on this outstanding line now!

THE COMPLETE, UNIFORM, IN-STOCK INDUSTRIAL LIGHTING LINE

- 6 LAMP TYPES AND SIZES
- 4 LAMPHOLDER TYPES
- 3 SHIELDING TYPES
- 2 REFLECTOR TYPES

THE RIGHT UNIT FOR EVERY JOB


4, 5, 8 and 10 foot lengths... 2, 3 and 4 lamp units... single, tandem and combination models for standard or alternate-spaced lighting. Continuous uniform wireway channel for easy planning of any installation *light-rated* for the job.



SEND FOR IT

COMPLETE ILLUSTRATED
DYNALITE CATALOG

See how MITCHELL DYNALITE custom-fits any industrial lighting job. Send today for the **FREE** DYNALITE catalog—packed with full technical detail that makes it easy to specify *correct* industrial lighting. Write for it now.



MITCHELL MANUFACTURING COMPANY
2525 N. Clybourn Ave., Chicago 14, Illinois

Send Free descriptive catalog on MITCHELL "DYNALITE" Job-Rated Industrial Lighting

Name

Firm Name

Address

City Zone State

MITCHELL MANUFACTURING COMPANY
2525 N. CLYBOURN AVE., CHICAGO 14, ILLINOIS
In Canada: Mitchell Mfg. Co., Ltd., 11-25 Davies Ave., Toronto

THE RECORD REPORTS

(Continued from page 234)

• Frederick R. Bates, La Canada, Calif. and Thomas Williamson, Berkeley, Calif. have been awarded European travel fellowships for scholastic achievement by the Ernest A. Grunsfeld Fund.

Mr. Bates has been a student at the University of Illinois and Mr. Williamson at Stanford University.

Mr. Grunsfeld is associated with Friedman, Alschuler & Sincere, architects and engineers, Chicago.

• Seymour Auerbach, Columbus, Ohio, has been awarded the William Wirt Winchester Traveling Fellowship for foreign study given each year to a graduate of the Yale University School of Fine Arts. Mr. Auerbach received the Bachelor of Architecture degree in June.

The medal of the American Institute of Architects, awarded to the student who has maintained the highest standard in all his work during the entire

course, was awarded this year to Lees S. Brown, Rome, N. Y. Honorable mention was given to Karl E. Treffinger, Columbus, Ohio. Both students received the Bachelor of Architecture degree this year.

The Parsons Memorial Medal for distinction in the field of group or city planning was awarded to Norris C. Andrews, New Haven.

• Five students at Princeton University were named for the awards in the 1951 competition for the Whitney Warren Prizes sponsored by the Beaux-Arts Institute of Design.

Winners were: G. C. Wheat Jr., first prize; L. W. Hauck, second prize; W. H. Funk, third place; W. H. Short, fourth place; and P. Holt III, fifth place.

The program for the problem, "A Setting for the Olympic Games," was written by Frank G. Lopez, senior associate editor of ARCHITECTURAL RECORD.

• Two members of the firm of McKim, Mead & White were recipients of honorary degrees at Commencement exercises in June. James Kellum Smith, F.A.I.A., received the honorary degree of Doctor of Humane Letters from Bowdoin College, in recognition of his firm's services to the college. For the firm's services to Union College, Lawrence Grant White, F.A.I.A., received the honorary degree of Doctor of Fine Arts.



Three typical RCA sound system control units "Unit-built" from standard parts.

... here's practical help for architects and their engineers

YOU CAN GET a lot of right-to-the-point help in laying out any type of sound system. Just call your RCA Sound Distributor. No cost or obligation to you whatsoever.

It's *reliable* help, too... from qualified men trained in working out sound systems for schools, hospitals, hotels, industrial plants, stores, airports, depots, auditoriums, stadiums, recreational centers, churches.

This helpful service is yours for the asking, virtually anywhere in the U.S.A. By calling on these experts, you are sure of getting the very latest advice on sound systems... *sure that the system you lay out will always reflect credit on your good professional reputation.*

So whenever you have a sound-system question, call your nearest RCA Sound Distributor. Or still easier, clip and mail the coupon below.

Sound Products, Dept. 13U, Radio Corporation of America, Camden, N. J.
Without obligation on my part please have an
RCA Distributor Sound Specialist call on me.

Name _____

Firm _____

Address _____



SOUND PRODUCTS
RADIO CORPORATION of AMERICA
ENGINEERING PRODUCTS DEPARTMENT, CAMDEN, N. J.

In Canada: RCA VICTOR Company Limited, Montreal


AWARDS

• Shreve, Lamb and Harmon Associates, Architects, received a First Award in the Fifth Annual Institutions Food Service Contest for their design of the employee feeding facilities of the new Mutual Life Insurance Company building in New York City. The award was made by a board of judges comprised of leaders in the food service equipment industry and presented at the National Restaurant Association convention in Chicago.

• The Architectural League of New York has announced the results of the Birch Burdette Long Competition for architectural renderings. First prize went to Robert Schwartz for his pencil and wash drawing of the Swifton Shopping Center, Ketchum, Giná and Sharp, architects. Honorable mentions were given to

(Continued on page 238)

ONCE AGAIN, EXPERIENCE MAKES JANITROL FIRST CHOICE



Huntington Gardens in North Detroit comprises 60 buildings with 374 two bedroom units. Each apartment is individually heated with Janitrol Gravity Furnace. Planner and Builder: General Houses, Inc.; Heating: Richman Heating Co.



"I'VE USED HUNDREDS OF JANITROLS FOR MANY YEARS, THEY ARE SATISFACTORY IN EVERY WAY"

M. M. ROBINSON,
Pres. General Houses, Inc.

Each apartment unit has three levels; basement with Janitrol Furnace Installation; first floor, living room, kitchen and dinette; second floor, two bedrooms and bath.

367 Families IN HUNTINGTON GARDENS ENJOY CAREFREE

Janitrol

GAS-HEATING



Janitrol 75,000 Btu/hr Gravity Furnace with Control cover removed. Average annual heating bill, paid by tenant—\$72.

Over the years in the building and management of houses and apartments, General Houses, Inc. has had experience with many makes of heating equipment ... the fact that they now standardize on Janitrol speaks for itself.

This is no isolated case, for in state after state wherever clean gas heat is available, you'll find Janitrol equipment, whether it's Gravity Furnaces, Winter Conditioners or Boilers, delivering dependable heating with economy of operation and a minimum of service.

For a single house, project or apartment housing, be sure to contact your local authorized Janitrol dealer. He can assure you of better heating at no extra cost.

SURFACE COMBUSTION CORPORATION • TOLEDO 1, OHIO

The complete Janitrol line includes, Winter Conditioners, Gravity and Floor Furnaces, Attic Units, Unit Heaters, Boilers, Conversion Burners.

(Continued from page 236)

Edward P. Chrystie, for a water color of the American Cemetery Memorial in Luxembourg, Voorhees, Walker, Foley and Smith, architects, and to George Cooper Rudolph, for a water color of the *Good Housekeeping* model house, Cliff May, architect.

• Ervin George Bailey, past president of the American Society of Mechanical Engineers and vice president of Babcock

and Wilcox Company, has been selected to receive the 1952 John Fritz Medal and certificate for "outstanding engineering achievements in the field of combustion and distinguished service to his fellows in advancing the engineering profession."

• Two executives in the building industry were among those honored recently by the American Standards Association. They were Lester S. Corey, president of

the Utah Construction Company, San Francisco, a member of A.S.A.'s board of directors, and Lloyd H. Yeager, general manager of the Gypsum Association Chicago, Ill., who received certificates of service in recognition of their work in the development of American standards.

• Bernard J. Gillroy, commissioner of housing and buildings of New York City, has received the 1951 annual award of the New York Association of Consulting Engineers. The award, a scroll, was made in recognition of Commissioner Gillroy's contributions during the past year to furthering the aims of the association, which is composed of 40 of the leading consulting engineering firms in New York City. Special tribute was paid to Commissioner Gillroy for his work as chairman of the New York City Bomb Shelter Committee, where he coordinated the efforts of architects, engineers, manufacturers, realty owners and public officials working on shelter problems.

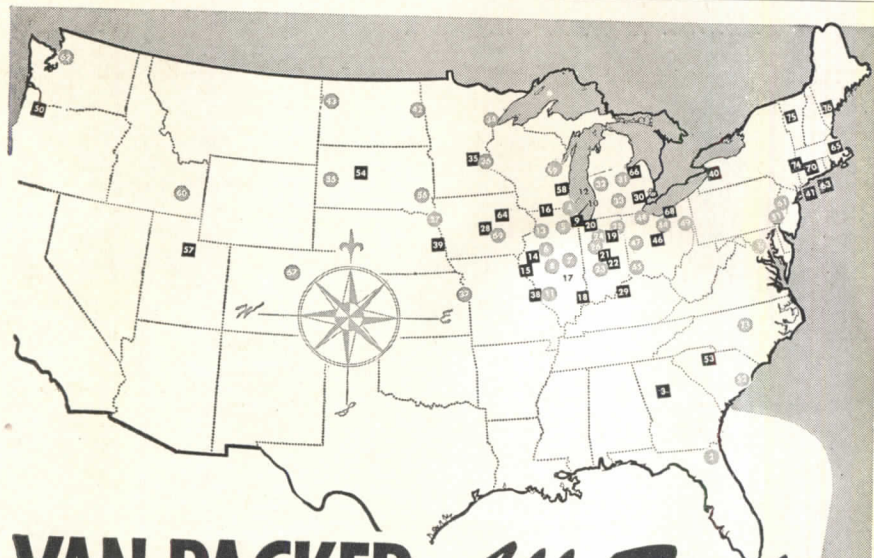
COMPETITIONS

• Entries have been invited by the Broad Street and Merchants Association of Newark, N. J., in a competition for awards for the best building, the best renovation or remodeling job and the best office or store front constructed in Newark from 1945-1950. Categories to be judged — by a jury nominated by the Newark Chapter of the American Institute of Architects — are institutional, commercial, industrial and residential, including multi-unit dwellings. The competition is resumed after several years' lapse "to stimulate better building design." Queries should go to the Association, 744 Broad St., Newark 2, N. J.

• The Society of Plastics Engineers, Inc., is offering a prize of \$50 for design of a membership lapel pin for S.P.E. The design must be suitable for fabrication from a plastics material and should be suitable also for use as a monogram on a ring or the letterhead on official S.P.E. stationery. Deadline for entries, in the form of a drawing and/or model, is November 1. Entries should be sent to National Headquarters, Society of Plastics Engineers, 409 Security Bank Bldg., Athens, Ohio.

The third annual S.P.E. Prize Paper Contest also is under way, with prizes

(Continued on page 240)



VAN-PACKER All-Fuel CHIMNEY AVAILABLE Everywhere

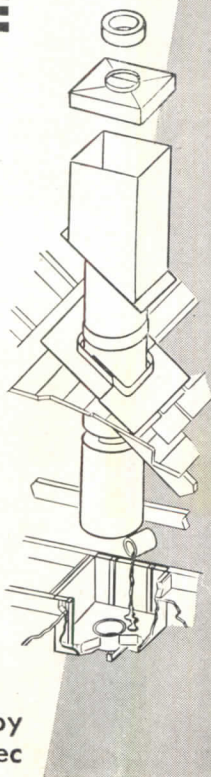
The Van-Packer All-Fuel Chimney is nationally distributed through reliable heating and building material jobbers . . . available everywhere, without waiting. You'll find a jobber in your vicinity ready to give you immediate delivery and service.

Over 125,000 Van-Packer Complete Chimneys are now in use. Here's proof of acceptance among architects, home owners, builders, and code officials. Write, today, for the latest architectural data sheet and name of your local stocking jobber.

Van-Packer CORPORATION

209 S. LaSalle Street • Dept. 1409 • Chicago 4, Illinois

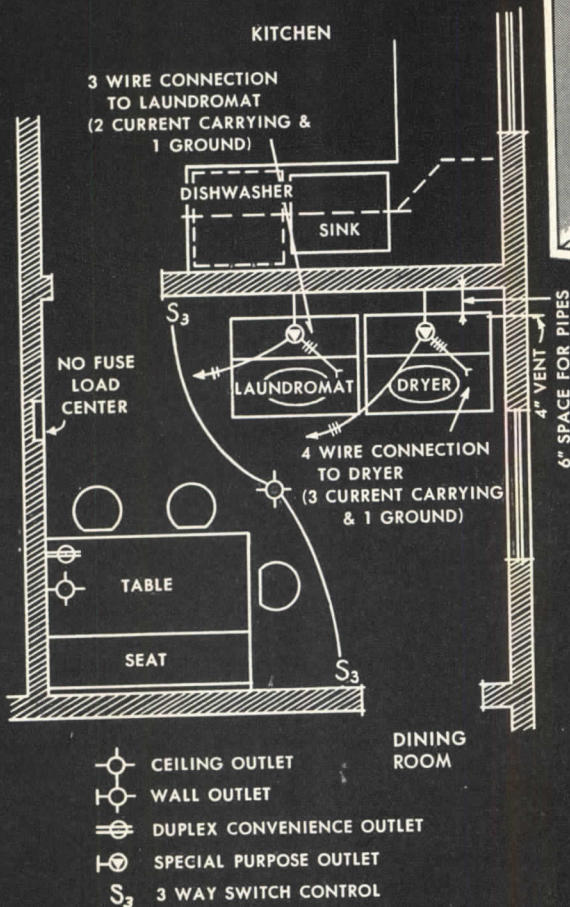
Also Manufactured and Distributed in Canada by C. A. McRobert & Son, Ltd., St. Laurent, Quebec



DESIGN DETAILS

PLATE 7

Planning a Space-Saving Laundry



Automatic Laundries Take Little Space ... Add Great Value

Automatic laundries give architects new flexibility in planning . . . open the way to imaginative new utilization of space.


Here is an example . . . a combination automatic laundry and breakfast room with equipment backed up to the kitchen, cutting plumbing and electrical costs. Only 5' 6" of wall space is needed for the Laundromat® clothes washer and the electric dryer. And you eliminate completely, space for a laundry drying area.

Automatic laundries can also be located in the utility room, garage, passageway, or backed up to a bathroom. Yes, and there is no reason why the laundry equipment could not be placed in the bathroom proper.

The trend toward automatic laundries is here . . . take full advantage of it and give it your consideration in planning. We will be glad to send you data and ideas that will help you with design.

G-10154-A

YOU CAN BE SURE.. IF IT'S
Westinghouse



FREE . . .

Here is a book packed with basic planning data; important facts on kitchen and laundry planning; lighting that enhances decorative effects; and electric health and heating details people like. Also gives vital wiring data. A free copy will be sent on request.

Better Homes Bureau
Dept. AR-9-51
Westinghouse Electric Corp.
P. O. Box 868, Pittsburgh 30, Pa.

Please send me a FREE copy of your book—"Electrical Planning for the Modern Home"—B-4760.

Name _____
Street _____
City _____ Zone _____ State _____

(Continued from page 238)

totaling \$350 offered for technical papers contributing to the advancement of the plastics industry. Separate prizes are given by the local chapters, where all entries must first be submitted. Deadline for submission of entries to the sectional contests is October 15. Winners in the sectional contests will compete for national honors. Complete details are available from S.P.E., 409 Security Bank Bldg., Athens, Ohio.

F. M. BERNHAM REELECTED BY ILLINOIS ARCHITECTS

F. M. Bernham of Chicago was re-elected president of the Illinois Society of Architects at the Society's 54th annual meeting in Chicago.


Other officers named were: Benjamin F. Olson, Chicago, first vice president; A. Reyner Eastman, Rockford, second vice president; Edgar D. Martin, Chi-

cago, treasurer; Alfred F. Schimek, La Grange, secretary; Gerald L. Palmer, Chicago, financial secretary.

Robert W. Layer of Chicago and Alexander L. Levy, also of Chicago, were elected to three-year terms as directors.

The following members were named to the Board of Arbitration: M. R. Beckstrom, Moline; Clarence W. Doll, Mattoon; Thomas F. Imbs, Belleville; Granville S. Keith, Champaign; Charles Macklin, Springfield; Charles B. Rowe, Park Ridge; and David Clarence Wilson, Mount Vernon.

WHEN PLANNING ESSENTIAL BUILDERS HARDWARE *for...*



Rely on CIPCO for cooperation

Panelyte † meets V.A. Hospital specifications and is equally acceptable for all modern buildings—Utility, Good Looks, Long Life, coupled with pleasing colors, assure satisfaction. Panelyte Kick and Push Plates are available now, fabricated and packaged individually—complete with screws—by CIPCO. Plates can be furnished up to 48"x48"—either black or chocolate brown in 1/8" thick stock. Sample will be furnished on request.

CIPCO can furnish aluminum Door Pulls as illustrated. Alumilited surface makes for long life with lustrous beauty. While aluminum is restricted, we are in a position to make regular deliveries on these and a number of other aluminum items.

Your Architectural Hardware Consultant has our list of available Builders Hardware.

CIPCO Quality hardware, in every instance possible, is unit packaged making for easy sorting and installation on the job.

† Panelyte is a high pressure laminated thermosetting plastic sheet composed of synthetic resin impregnated layers.

Manufacturers of fine Hardware for over 25 Years.



CIPCO CORPORATION
22nd and COLE STREET • ST. LOUIS 6, MISSOURI

SESSIONS FOR ARCHITECTS AT HOSPITAL CONVENTION

Four sessions designed specifically for architects interested in hospital construction are included in the program of the American Hospital Association annual convention, scheduled September 17-20 in St. Louis.

The sessions are scheduled Monday and Tuesday, the 17th and 18th, and will cover such topics as "Construction during the Emergency," "Civilian Defense Considerations," and "New Trends in Hospital Design."

An architectural exhibit of hospitals will be a feature of the convention. The exhibit is open to hospitals placed under contract for construction during the last five years. The exhibit is sponsored jointly by the A.H.A. and the American Institute of Architects.

A.G.C. AND P.C. SET UP COOPERATIVE COMMITTEE

The Producers' Council and the Associated General Contractors of America have announced the formation of a national joint cooperative committee for the study of "problems of mutual interest."

The announcement was made jointly by A. Naughton Lane, of the Monarch Metal Weatherstrip Corp., St. Louis, who is president of the Producers' Council, and Glen W. Maxon, of the Maxon Construction Co., Dayton, Ohio, who is president of A.G.C.

The purpose of the joint committee is to provide a medium through which producers of building materials and general contractors can cooperate to increase the efficiency of the industry. It will consider projects suggested by members of the committee, by members or chapters of either organization, by other groups in the construction industry, or by the public.

(Continued on page 242)

Save Steel, Cut Costs

with new, lighter weight
Gold Bond column fireproofing

HERE IS a fast, efficient method for giving steel columns a fire-resistive rating up to 4 hours. Tests at a nationally recognized fire testing laboratory fully qualify the method for all building code requirements.

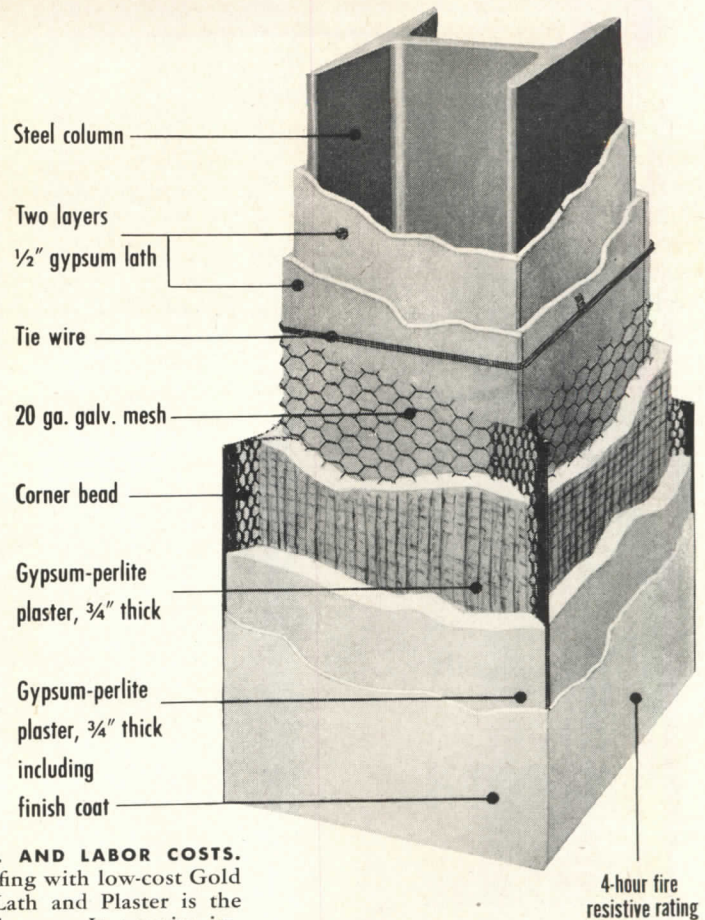
It gives two benefits—crucially important *now*: (1) it saves critical steel; (2) it cuts material and labor costs.

LOWERS DEAD-WEIGHT ONE-THIRD. The materials used—Gold Bond Gypsum Lath and Plaster mixed with lightweight plaster aggregates—weigh half as much as tile, and one-quarter as much as standard concrete for equivalent fire resistive ratings. The result is a reduction of as much as one-third in dead load weight, which reduces the size and cost of footings, foundations and structural frame.

CUTS MATERIAL AND LABOR COSTS. Column fireproofing with low-cost Gold Bond Gypsum Lath and Plaster is the fastest method known. It permits important savings in man-hours and construction time over usual methods.

When Gold Bond Gypsum Products are used 100% on a job, the responsibility for performance is centered in one reputable manufacturer—National Gypsum Company.

For details and specifications of steel column fireproofing with Gold Bond Gypsum Lath and Plaster, write Architectural Service Dept., National Gypsum Company, Buffalo 2, New York.



You'll build or
remodel better with
Gold Bond

S P E C I F I C A T I O N S

1 HOUR. Place Gold Bond $\frac{3}{8}$ " x 16" x 48" Perforated Gypsum Lath vertically against column flanges and bridging web spaces. Cut as required to box the column. Wrap and tie lath with double strand of 18 gauge tie wire 2" from ends of lath and at intermediate points not exceeding 15" c.c. At each corner, wire tie Gold Bond No. 1 Expanded Corner Bead to the wire ties encircling lath to form grounds for $\frac{1}{2}$ " of plaster. Mix Gold Bond Gypsum Plaster 1 part to 2½ parts of sand by weight. Apply in a doubleback operation to within $\frac{1}{16}$ " of ground and leave rough for finish.

1½ HOURS. Specifications are same as for one hour rating, but set grounds for $\frac{3}{8}$ " of plaster.

2 HOURS. Place Gold Bond $\frac{3}{8}$ " x 16" x 48" Perforated Gypsum Lath vertically against

column flanges and bridging web spaces. Cut as required to box the column. Wrap and tie lath with double strands of 18 gauge tie wire 2" from ends of lath and at intermediate points not exceeding 15" c.c. At each corner, wire tie Gold Bond No. 1 Expanded Corner Bead to the wire ties encircling lath to form grounds for 1" of plaster. Mix Gold Bond Gypsum Plaster 100 lbs. to 2½ cu. ft. of perlite aggregate. Apply in a doubleback operation to within $\frac{1}{16}$ " of ground and leave rough for finish.

3 HOURS. Box column with two layers of Gold Bond $\frac{1}{2}$ " Long Length Gypsum Lath placed vertically against the column flanges and bridging the web spaces. Wrap column and lath with 1" hexagonal 20 gauge galvanized wire mesh tying cut ends to give continuity around the column. At each corner wire

tie Gold Bond No. 1 Expanded Corner Bead to form grounds for 1" of plaster. Mix Gold Bond Gypsum Plaster 100 lbs. to 2½ cu. ft. of perlite aggregate. Apply in a doubleback operation to within $\frac{1}{16}$ " of ground and leave rough for finish.

4 HOURS. At each corner, wire tie Gold Bond No. 1 Expanded Corner Bead to the wire ties encircling lath to form grounds for 1½" of plaster. Mix Gold Bond Gypsum Plaster 100 lbs. to 2 cu. ft. of perlite aggregate for the scratch coat and 100 lbs. to 3 cu. ft. of perlite for the brown coat. Plaster in two separate coats, allowing the scratch coat to set hard before application of the brown. Brown coat to be applied in a doubleback operation to within $\frac{1}{16}$ " of ground and leave rough for finish.

NATIONAL GYPSUM COMPANY • BUFFALO 2, NEW YORK

Lath, Plaster, Lime, Sheathing, Wall Paint, Textures, Rock Wool Insulation, Metal Lath, Sound Control Products, Fireproof Wallboards, and Decorative Insulation Boards.

Possibilities for discussion include such subjects as material requirements for the defense program, standard forms of manufacturers' quotations, general terms of settlement with subcontractors, escalator clauses, product exhibits and local cooperation.

Two meetings a year are planned, and the first has been tentatively scheduled for September 25 in Washington. Co-chairmen of the committee are David S.

Miller, The Kawneer Co., Niles, Mich., for the Producers' Council, and W. Murray Werner, the Werner Co., Shreveport, La., for A.G.C.

ASK ARCHITECTS TO AID BUILDING RESEARCH AIM

The American Architectural Foundation, Inc., a non-profit organization founded in 1942 for the advancement of

"the art and science of building," has launched a campaign for increased funds with an initial plea to architects.

"The trustees realize," the Foundation's president, J. Frazier Smith, F.A.I.A., writes, "that too few people (especially the architects) interested in the welfare of our industry are familiar with the aims and purposes of the Foundation. Since these aims are fundamentally of interest to the professional practice of architecture, we believe the American architects should be given the first opportunity of contributing toward its welfare — then the building industry and the public at large will be approached."

The Foundation had its beginnings in the proffer by Albert Kahn of Detroit to the American Institute of Architects of the gift of a large sum of money for advancing the sciences and the arts in building. To ensure a taxfree status for Mr. Kahn's gift and others to follow, the A.I.A.'s counsel suggested formation of a separate Foundation dedicated solely to advancement of the building industry.

The aim of the Foundation is to be the coordinating agency for application of scientific and productive skills to the problems of architecture and building. Such projects as modular coordination, teacher-training institutes in architecture and other fine arts, author-fellowship or publication subsidies for architectural textbooks and the Octagon library of American architecture are within the scope of the Foundation. Its interests would include research projects as well, in such fields as fire resistive wall construction, acoustics, sound transmission and noise abatement, regional climatology studies, and many others.

Detailed information is available from The American Architectural Foundation, Inc., The Octagon, Washington 6.

MIAMI BEACH HOTELS ARE HOTEL MANAGEMENT STUDY

For its eleventh annual hotel study, *Hotel Management* in its July issue featured a complete story on Miami Beach hotels.

The 172-page issue included studies of nine representative hotels. Background material for the feature was gathered by Editor Walter Voegelé in two months of intensive, on-the-spot research.

(Continued on page 244)

And timber fabricators in all sections of the country are ready to serve you.

Our 20-page booklet "Timber for Military, Commercial and Industrial Buildings" illustrates the many types of jobs now being built with the Teco connector system, glued-laminated construction and Lamella construction.

Here in pictures you'll see stores, markets, factories, warehouses, garages, hangars of the type that are being built now.

Specify timber—there's plenty of it and ready as usual for early delivery.

TIMBER ENGINEERING COMPANY, 1319-18th St., N.W., Washington 6, D. C.

Please send me FREE copy of "Timber for Military, Commercial and Industrial Buildings."

Name.....
 Company.....
 Street..... City..... State.....

AR



Thorshov & Cerny, Inc., Architects

OPEN HOUSE with **ANDERSEN** *Windowalls*^{*}
COMPLETE WOOD WINDOW UNITS

Both living room and kitchen of this hilltop home receive the treatment they deserve. Wide ANDERSEN WINDOWALLS welcome floods of sunshine and fresh air. They open a restful view. They add an extra dimension to modern living. These are Andersen Casement and

Picture Window Units . . . beautiful windows made of beautiful, *insulating* wood. More than windows, they are also walls, tight barriers to unpleasant weather. They are WINDOWALLS—carefully engineered, *complete* window units.

*TRADEMARK OF ANDERSEN CORPORATION

Andersen Corporation • BAYPORT • MINNESOTA
FAMOUS FOR COMPLETE WOOD WINDOW UNITS

Write for Detail Catalog or Tracing Detail File; or see Sweet's files for specification data. WINDOWALLS sold by millwork dealers.



TEXAS ARCHITECTS PLAN CONVENTION IN OCTOBER

The twelfth annual convention of the Texas Society of Architects will be held in San Antonio October 24-26, with headquarters in the historic old Menger Hotel, recently remodeled.

Registration will begin at 4:00 p.m. October 24, and the West Texas Chapter of the American Institute of Archi-

tecs, host chapter for the convention, will give a cocktail party afterwards.

Besides the business sessions, there will be two seminars on "Mechanical Equipment of Buildings," a student competition and exhibit and a generous quota of social events.

Marvin Eickenroht is general chairman and coordinator for the convention, with Bartlett Cocke and Reginald Roberts as arrangements co-chairmen.

1951 SETS SEVEN-MONTH HIGH; JULY AWARDS OFF

Construction contracts awarded in the 37 states east of the Rockies for the first seven months of 1951 set a new high for that period with a total of \$10,187,939,000, F. W. Dodge Corporation said.

The total for seven months of 1951 was 23 per cent over the previous record set in the first seven months of 1950, with awards of \$8 billion plus.

Construction contract awards in July of this year, however, slackened somewhat compared with June. The July total of \$1,379,830,000 was down two per cent from the previous month and three per cent from July 1950.

Residential awards of \$548,144,000 in July were down 19 per cent from July 1950, though they rose one per cent over the June 1951 level. Non-residential awards at \$536,533,000, on the other hand, were three per cent under the June 1951 figure and 10 per cent over the July 1950 level. Public and private works and utilities at \$295,153,000 were five per cent below June but 14 per cent above July a year ago.

For seven months, residential awards were off two per cent, non-residential up 65 per cent, public and private works and utilities up 10 per cent from 1950.

HOME BUILDERS PLAN NATIONAL HOME WEEK

Nationwide observance of National Home Week September 9-16 spotlights achievements of the home building industry, and the National Association of Home Builders was planning to make it "a gigantic educational effort to enable the American public to learn more about home building and home ownership."

Civic celebrations, exhibits of building methods and construction projects, exhibit homes, parades, lectures, special newspaper displays and radio presentations were all part of the schedule for the week.

The Home Week observance has been sponsored annually by N.A.H.B. since 1948.

JOHN W. CROSS, 73; NEW YORK ARCHITECT

John Walter Cross, 73, F.A.I.A., died July 25 at Hot Springs, Va.

Mr. Cross, whose home was in New
(Continued on page 246)

GLOBE SPRINKLERS

FIREMEN EVERY 10 FEET

A PHONE CALL BRINGS FULL DETAILS!
The big reduction in *FIRE* insurance premiums is a major reason for installing **GLOBE** Automatic Sprinkler systems. **GLOBE** Automatic Sprinklers *discover and stop FIRE*. Ask our nearest office how much they can save you.

GLOBE AUTOMATIC SPRINKLER CO.
NEW YORK ... CHICAGO ... PHILADELPHIA
Offices in nearly all principal cities

THEY PAY FOR THEMSELVES

GET THIS
SENSATIONAL
NEW BOOK
ON...

COLOR and LIGHTING



**A valuable, non-technical
treatise prepared by Sylvania
in conjunction with
leading color analysts**

Here is one of the most complete and fascinating books on color and lighting ever printed.

Written in layman's language it explains inter-relation of light and color. Enables you to predict how colors will appear under different light sources. Covers such subjects as Reflection and Absorption . . . Complementary colors . . . Color temperature . . . How we see color.

Shows actual color values best suited to each of Sylvania's 7 different white-tone fluorescent tubes.

It explains color fatigue, color systems, color harmony and much other information of importance to architects, lighting men, and interior decorators.

You'll agree this book is really an outstanding value. But, the supply is limited. Don't miss this offer! Mail the coupon and 50¢ for your copy NOW!

 **SYLVANIA**

FLUORESCENT TUBES, FIXTURES, SIGN TUBING, WIRING DEVICES; LIGHT BULBS; RADIO TUBES; TELEVISION PICTURE TUBES; ELECTRONIC PRODUCTS; ELECTRONIC TEST EQUIPMENT; PHOTOLAMPS; TELEVISION SETS



Reg. price \$1.00
**SPECIAL
OFFER
50¢**

Sylvania Electric Products Inc.
Dept. L-5009, 1740 Broadway,
New York 19, N. Y.

Enclosed please find 50¢ for my copy of
"Color is How You Light It."

Name _____
Street _____
City _____ Zone _____ State _____

York City, was a graduate of Yale University, the Columbia University School of Mines and the Ecole Nationale et Speciale des Beaux Arts, Paris.

In 1907 he formed the firm of Cross and Cross, Architects, with his brother Eliot, who died in 1949. The firm was dissolved in 1942. In 1946 he formed the firm Cross and Son, 505 Park Avenue, New York City, with his son, H. Page Cross.

New York buildings designed by Mr. Cross include the Barclay Hotel, the City Bank Farmers Trust Company building, the Stone & Webster building, the Guaranty Trust building at Fifth Ave. and 44th St., the Douglas Elliman building, the Chickering and Postum buildings, the Harriman building, the Lee Higginson and Company building, the General Electric building and the Aetna Life Insurance building. He

planned the Place de la Concorde, in Paris, and the Walter Camp Memorial at Yale University.

Mr. Cross was a member of the National Commission of Fine Arts from 1928 to 1932 and of the Art Commission of New York City from 1926 to 1929. He was a member of the National Institute of Arts and Letters, of the Beaux Arts Institute of Design and of the Societe des Architectes Diplome par le Gouvernement de France and a fellow of the American Institute of Architects.

DEAN PEABODY JR. DIES; AUTHORITY ON CONCRETE

Dean Peabody Jr., 63, professor of architecture in the Harvard University Graduate School of Design, died August 7 at his summer home at Hubbardston, Mass.

Professor Peabody, a member of the faculty of the Massachusetts Institute of Technology for more than 35 years following his graduation in 1910, was known as a pioneer in the testing of concrete for building. His book, "Design of Reinforced Concrete Structures," was a standard text.

He began teaching at Harvard as a visiting lecturer in 1946 and became professor of architecture in 1947.

WILLIAM LEHMAN, 77; ARCHITECT IN NEWARK


William E. Lehman, Newark, N. J., architect, died July 30 at the age of 77.

Mr. Lehman designed the Medical Tower Building and the Hotel Douglas and was co-architect of the Federal Post-office and Courts Building, all in Newark. He also designed a number of motion picture theaters for Warner Brothers in several Eastern cities.

CORRECTION

The Record Reports section of the July issue of the RECORD listed a new address for Linder, Hodgson and Wright, Architects, of Denver, Colo. This listing was an error which the RECORD deeply regrets. Linder, Hodgson and Wright have not changed their address and continue to have their offices at 507 Insurance Building, Denver, Colo.

over 100,000 potential Home Owners are seeing this **FOLLANSBEE TERNE METAL ROOF**



AT THE 15TH ANNUAL MODEL HOMES EXHIBIT ON ATLANTIC CITY'S FAMOUS CENTRAL PIER

More than 100,000 potential home owners are seeing this Follansbee Terne Metal Roof. Its impressive styling and color enhance the beauty and increase the value of this small home. It can do the same for *any* home—large or small.

No other roofing material gives the architect the freedom in roof design possible with Follansbee Terne Metal. Starting with the three standard types of Terne roofs—Standing Seam, Flat Locked Seam and Ribbed or Batten Seam, you can develop individual roof styling for any type of building. And you can bring color—*any color*—into your design to harmonize with the house exterior and its surroundings.

Look to Follansbee Terne Metal—the roofing with a future—to put the crowning glory on your latest designs.




FOLLANSBEE STEEL CORPORATION

GENERAL OFFICES, PITTSBURGH 30, PA.

SEAMLESS TERNE ROLL ROOFING • COLD ROLLED STRIP POLISHED BLUE SHEETS AND COILS

Sales Offices—New York, Philadelphia, Rochester, Cleveland, Detroit, Milwaukee. Sales Agents—Chicago, Indianapolis, Kansas City, Nashville, Los Angeles, San Francisco, Seattle; Toronto and Montreal, Canada. Mills—Follansbee, W. Va.

Follansbee Metal Warehouses Pittsburgh, Pa., Rochester, N. Y., and Fairfield, Conn.



Above Surface

ON THIS BEAUTIFUL BUILDING, WORLD-FAMOUS ARCHITECT FRANK LLOYD WRIGHT HAS DEMONSTRATED WITH NEW DESIGNS WHAT CAN BE DONE WITH THOROSEAL AS A PROTECTIVE COATING FOR STRUCTURAL CONCRETE AND MANUFACTURED BLOCK MASONRY. "ABOVE THE SURFACE."

Below Surface



THE WATERPLUG CREW AT WORK IN ONE OF THE LARGEST TUNNELS, IN NEW YORK CITY. THE WORKMEN WILL SEAL OVER TWO MILES OF TUNNEL, 86 FEET BELOW POOL LEVEL OF THE EAST RIVER, SHOWING "HOW TO DO IT" BELOW THE SURFACE.

Today, the architectural and engineering profession realize the importance of substantial materials to co-ordinate, seal and beautify their general construction plans; THOROSEAL, to fill, seal and beautify any type masonry, above or below the surface; WATERPLUG, to prevent and correct every type of water problem, no matter how great the pressure. The THORO System products give to the architect and engineer, materials of sufficient structural strength with which they can plan with confidence and satisfaction.

Standard Dry Wall Products
New Eagle, Pennsylvania U.S.A.



Write for
Our No. 17
Brochure
with Chart

D. G. McKinstry, CBC staff architect, of Montreal, was the architect in charge; and CBC staff architects and engineers provided the planning and engineering services.

More Building Competitions Urged by Massey Commission

Architectural competitions are the cure for the stodginess of Canada's offi-

cial buildings. At least that's what the Massey Commission, more properly known as the Royal Commission on National Development in the Arts, Letters and Sciences, prescribes.

Design in open competition of proposed buildings would, the Commission believes, help avoid the mediocrity "which so easily besets government architecture."

John Roxburgh Smith, president of

the Royal Architectural Institute of Canada, welcomes this suggestion. "It would provide an incentive for our younger architects to establish themselves and it is an accepted practice in Great Britain as well as in many other countries," Mr. Smith says.

"The widespread adoption of this procedure could extend our architectural horizons by bringing to light many building ideas. . . . The R.A.I.C. and its component provincial societies have already established means for holding competitions efficiently and economically. As a result of the Massey Commission recommendations, it is hoped that more public bodies will avail themselves of this service."

Announce Student Winners Of Architectural Contest

Hart P. V. Massey, son of Rt. Hon. Vincent Massey, chancellor of the University of Toronto, has been awarded the Pilkington Glass Scholarship for his thesis and design for a National Gallery at Ottawa.

This prize entitles him to a year's study in England and on the continent. It is valued at \$1500, plus all expenses to and from England.

The contest was open to the two top graduating students in the schools of architecture of each of four Canadian universities. A \$100 second prize went to C. A. Tiers of the University of British Columbia and a third prize of \$50 to J. Rowan of McGill University.

Montreal Street Is Named For Architect John Ostell

Montreal perpetuates the memory of her leading architects by giving their names to new parks and streets. Latest to be honored is John Ostell (1813-1892).

The official announcement reads: "Born in London, he came to Montreal in 1831. He was a surveyor, engineer and architect, and from 1840 to 1845 was inspector of bridges and roads in Montreal. He practiced the profession of architecture and built several important buildings, including the Customs Building, the facade of Sault-au-Recollet Church, Notre Dame de Grace, St. Ann's Church, the towers of Notre Dame Church, the front of St. James Church and the Grand Seminary. It has been held appropriate to honor this great architect of many Montreal landmarks by naming a street after him."

(Continued on page 250)

When the additional 3,000 home units now under construction are completed, this suburban community will have a population of 25,000, approximately half of which will be children. To safeguard these thousands of youngsters, American Community Builders have installed NO-SHOK Safety Duplex Receptacles.

No-Shok Safety Duplex Receptacles afford added protection to property and lessen fire hazards by keeping out metal objects, dust, water, etc.—prevent shocks and burns—save lives. Specified by leading architects and engineers all over the U.S. for civilian housing projects, industrial and farm installations and Army and Navy housing. R.E.A. approved.

Sold through leading electrical wholesalers. Write for particulars today!

AMERICAN COMMUNITY BUILDERS, INC.
TWO PLAZA
PARK FOREST, ILLINOIS
April 11, 1951

Change Order
RE NEW SERVICE STREET
CHICAGO 8, ILLINOIS
Telephone RA 5-6000

TELEPHONE
CHICAGO HEIGHTS 4330

Bell Electric Company
1844 West 21st Street
Chicago 8, Illinois

Gentlemen:

In large housing projects like ours in Park Forest, the safety features of your NO-SHOK wall outlets play a major role in safeguarding life and property.


Among the 12,000 occupants of the 3,010 rental units we built two years ago are several thousand children. To date, there has not been a single case of shock, burn or short circuit due to insertion of hairpins, wires and other metal objects as often happens with ordinary electrical outlets.

Because of the extra safety and protection, we are also installing NO-SHOK SAFETY WALL outlets in the 3,000 home units now under construction in Park Forest.

Yours very truly,
AMERICAN COMMUNITY BUILDERS, INC.
Joseph Goldstein
Vice President

30-26

BELL Electric Company
Dept. A. 1844 West 21st Street • Chicago 8, Illinois



Technicians studying daylight illumination in the Test Room section of the Daylight Laboratory. Special light meters on desk tops read and automatically record illumination twenty-four hours a day throughout the year.

ONLY "DAYLIGHT" GOES TO SCHOOL HERE FOR Daylight Engineering STUDY


IN THIS SPECIAL one-room "schoolhouse," built by the Daylighting Laboratory of the Engineering Research Institute, University of Michigan, daylight is studied, tested, optical principles researched to learn how to get the highest *quality* light from daylight ... to make it do a better lighting job.

To permit study of daylight in rooms of varying sizes and shapes, both ceiling and wall sections are movable. Ceiling sections may be lowered or tilted ... wall sections are movable to permit variations in room size. Special light meters automatically record illumination.

One significant better-daylighting re-

sult is the development of Insulux Light Directing Glass Block No. 363. This new block controls light so efficiently that a building virtually "turns with the sun." Entire glass areas transmit free daylight from early morning to late afternoon.

A Daylight Engineer will be glad to show you the benefits the new Insulux Glass Block® can bring to your structures. Just write: Daylight Engineering Laboratory, Dept. AR9, Box 1035, Toledo 1, Ohio ... Insulux Division, American Structural Products Company, Subsidiary of Owens-Illinois Glass Co.



Direct sun causes uncomfortable brightness near windows, extreme contrast in other parts of room. Insulux Fenestration directs and spreads daylight to ceiling, keeps brightness at comfortable levels.

INSULUX FENESTRATION SYSTEMS


— by the leaders of Daylight Engineering

THE RECORD REPORTS

CANADA

(Continued from page 248)

Aluminum-faced panels, interchangeable with windows and molded to repeat their muntin bars, make for flexibility in the Guelph, Ont., General Hospital, which has 160-bed capacity in 90,000 sq ft. Plan is L-shaped. Marani & Morris were architects



Building Up 101 Per Cent For Six Months of 1951

Construction contract awards for the first six months of 1951 rocketed to a stunning 101 per cent over the total for the first six months of 1950.

MacLean Building Reports said the six months total this year was \$1,178,305,800 against \$586,083,600 recorded for the same period last year. It is an all-time six-months record; the billion mark was topped for the first time in the 12-months 1949 total and last year by the nine-months figure.

Star player in this year's performance was June, with \$382,300,800 worth of business — 132 per cent more than the same month's \$164,651,100 a year ago.

No fewer than 23 big construction jobs — worth \$1 million or more — got under way in June. One of the largest was the tremendous hydro-electric project long planned for Niagara Falls. Others were a vast chemical plant for Edmonton and a power development in the Lake St. John district of Quebec. Direct defense awards totaled over \$12 million.

House building showed a decisive drop as a result of federal government efforts to throttle the number of new starts. Although previous months showed hesitancy, the downward trend in this classification was firmly established in June in virtually all parts of Canada.

Commercial construction, though bolstered by the major part of direct defense expenditures as well as by schools and hospitals, failed to share proportionately in the jump in overall volume. A substantial decline in Ontario was cancelled by small gains in other regions.

Major increases in industrial and engineering awards continued, with industrial construction (up 250 per cent for the six months) making its biggest gains in the west, and engineering (up 322 per cent) its biggest gains — largely because

(Continued on page 252)



*The makers of famous
Amtico Rubber Flooring
announce that henceforth
American Tile and Rubber Co.
will be known as*

AMERICAN BILTRITE

RUBBER COMPANY

TRENTON 2,

NEW JERSEY



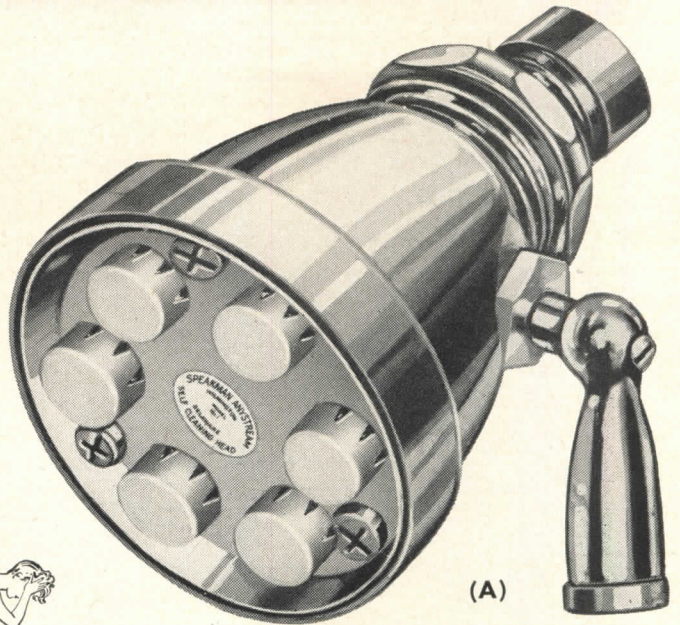
AFFILIATES ... BILTRITE RUBBER COMPANY, CHELSEA 50, MASS. • AMERICAN TILE & RUBBER CO., TRENTON 2, N. J. • PANTHER-PANCO RUBBER CO., CHELSEA, MASS. • AMERICAN TILE & RUBBER CO. (CANADA) LTD., SHERBROOKE, QUEBEC • PANTHER RUBBER CO. LTD., SHERBROOKE, QUEBEC, CANADA

ALSO MAKERS OF FAMOUS



BILTRITE HEELS AND SOLES

This Non-Clog Water-Saving Shower Head Pays For Itself!



THE way it pays for itself is one of the BIG reasons thousands of Speakman Anystream Shower Heads have been installed everywhere. Hot water savings can be as high as 50%. There are plenty of other pluses, too . . . self-cleaning, non-clogging, adjustable spray gives a full-pattern shower. Anyone can choose the exact type of shower they like best—needle, normal or flood—by turning the lever handle.

For steady-temperature bathing the Sentinel Balanced Pressure Mixing Valve, combined with the Anystream Head, is the ideal shower.


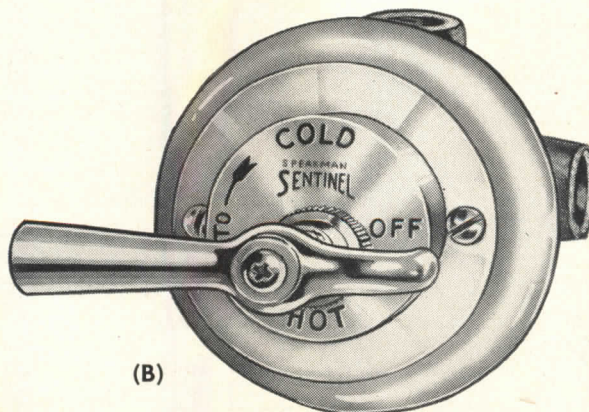
The Sentinel eliminates sudden surges of icy cold or steaming hot water caused by fluctuating supply line pressures due to down-the-line water stealing. The f-l-o-a-t-i-n-g piston unit that does the job is easily removed for servicing *without shutting off* the water supply to the valve.

Sturdily built Speakman Anystream-Sentinel Showers last a lifetime of strenuous use . . . always operate freely . . . provide the best in shower bathing. Write for illustrated literature S-47 and S-58.

Specify Speakman-Sentinel Showers . . . for comfort, economy and easy maintenance.

(A) **SPEAKMAN Anystream Shower Head S-2250 Model 1*** (Patented). Integral ball joint . . . concealed volume control. Pipe size $\frac{1}{2}$ ". Can be equipped with Allen Set-Screw to prevent vandalism.
*(Pat. No. 2534549—Dec. 19, 1950)

(B) **SPEAKMAN Concealed Sentinel Balanced Pressure Mixing Valve S-1735** (Patented) . . . easy-reading dial . . . working parts renewable from face of valve. Pipe size $\frac{1}{2}$ ".



S-1700 Speakman Concealed Sentinel Shower $\frac{1}{2}$ " I. P. S.

In Our 82nd Year
SPEAKMAN
SHOWERS AND FIXTURES
SPEAKMAN COMPANY, WILMINGTON 99, DELAWARE



THE RECORD REPORTS

CANADA (Continued from page 250)

of the Niagara Falls hydro project — in Ontario.

Housing Starts Decline in First Five Months of 1951

Reflection of current mortgage-lending restrictions is found in the number of house starts made during the first five months of the year. The total was down

four per cent, from 30,084 in 1950 to 28,951 in 1951.

On the other hand, more houses were completed in the first five months than in the corresponding period last year. Figures are 32,085 and 29,441 respectively. Total number under construction at the end of May was 55,903, compared with 58,130 at the same time in 1950.

Establish Fellowships for Community Planning Study

Biggest shortage in the field of municipal administration has been that of professionally qualified community planners. Now, with the announcement of nine \$1200 fellowships to be awarded by Central Mortgage & Housing Corp. for graduate study in this field at the Universities of McGill, Toronto, Manitoba or British Columbia, exponents of better land use and environmental control can take heart.

C.M.H.C. President D. B. Mansur explains: "The purpose of these fellowships is to aid students in the social sciences, architecture or civil engineering in receiving advanced education which will enable them to enter the field of community planning and allied occupations either in a professional capacity or in public service."

Straw for Insulation Is Tested at Prairie Lab

Much of the interesting research and development work carried on by the Prairie Regional Laboratory of the National Research Council at the University of Saskatchewan aims at encouraging greater utilization of farm products in construction and other industries.

One example: some 400 experimental insulating boards from wheat straw have been made and tested. It appears that boards having higher tensile and flexural strength than present commercial products of this type can be readily prepared.

An attempt is being made to develop a mechanical pulping process for straw which should reduce costs by savings in chemicals, steam and water as well as through increased yields of pulp.

New Subdivision Planned in Ontario "Wilderness" Town

A new community development program has been announced at Terrace Bay, Ont., by LongLac Pulp & Paper Company Ltd. Major feature is the opening of a new subdivision and construction of 35 houses at an estimated cost of \$430,000.

Carved out of the wilderness on the north shore of Lake Superior, Terrace Bay was founded in 1946 by Kimberly-Clark Corporation as a townsite for its subsidiary, LongLac Pulp & Paper. The new development will continue the "carving" process, but will adhere to the original plan of creating a community laid out so as to preserve the beauty of its forest setting.

(Continued on page 254)

Ellison
the **BALANCED DOOR**

**13 IN THE ENTRANCES TO
100 PARK AVE.**


100 PARK AVE

**The Door that lets
TRAFFIC through QUICKLY**


Ellison
the **BALANCED DOOR**

ELLISON BRONZE CO.
Jamestown, New York
representatives in 71 principal cities

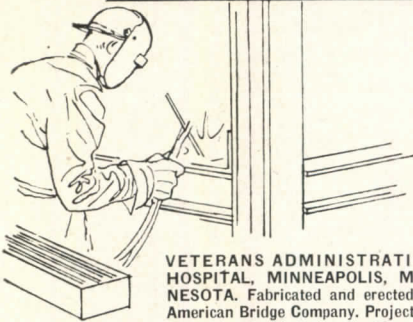
VETERANS ADMINISTRATION HOSPITAL, DENVER, COLORADO. American Bridge Company fabricated and erected the structural steel for main hospital building, 325' x 325', 9 stories high with penthouse; also the boiler house, the chapel, manager's building, apartment building, nurses' quarters and attendants' quarters. Total weight, 2,600 tons. General Contractor, Del E. Webb Construction Co. Plans by Veterans Administration Construction Service.




RIVETED CONSTRUCTION



WELDED CONSTRUCTION



VETERANS ADMINISTRATION HOSPITAL, MINNEAPOLIS, MINNESOTA. Fabricated and erected by American Bridge Company. Project included hospital building No. 43—an 8-story structure, with setback and penthouse, and #43-1, an 11' wide x 76' long, 4-story connecting corridor, and a 61' x 117' x 13' 8" addition to laundry building. Hospital building #43 was of welded construction throughout. Total weight of steel, 2,100 tons. General Contractor, J. D. Hedin Construction Company. Plans by Veterans Administration Construction Service.



**Steelwork for
both hospitals**
FABRICATED AND ERECTED BY
**AMERICAN BRIDGE
COMPANY**
AS SPECIFIED

THE two big hospitals shown above are typical of the many steel buildings fabricated and erected by American Bridge Company. Each is a good example of its particular type of construction.

American Bridge Company plays no favorites when it comes to riveted or welded construction. We have the skilled personnel and equipment to do both types with exacting precision, thoroughness and speed. The all-welded Minneapolis job was erected during the severe Minnesota winter and is evidence of the willingness and ability of American Bridge Company to field-weld structures any time, anywhere!

If you would like to know more about the advantages of American Bridge Company fabricated and erected steel construction, just call our nearest office.

AMERICAN BRIDGE COMPANY

General Offices: Frick Building, Pittsburgh, Pa.

Contracting Offices in: AMBRIDGE • BALTIMORE • BOSTON • CHICAGO • CINCINNATI
CLEVELAND • DENVER • DETROIT • DULUTH • ELMIRA • GARY • MINNEAPOLIS • NEW YORK
PHILADELPHIA • PITTSBURGH • PORTLAND, ORE. • ST. LOUIS • SAN FRANCISCO • TRENTON
UNITED STATES STEEL EXPORT COMPANY, NEW YORK



AMERICAN BRIDGE

UNITED STATES STEEL

CANADA

(Continued from page 252)


Shopping development at Weston, Ont., contains 15 stores and a bank. Space for off-street parking is generous. Leo E. Venchiarutti of Toronto is architect for center, which uses non-critical materials




Provide Maximum In SANITARY WASHING FACILITIES

**For All
Employees
Men and
Women**

Bradley Full Circle Wash-fountains serve 8 to 10 persons simultaneously—each with clean running water from central sprayhead. The standard in sanitary fixtures for over 30 years. With foot-control, water flow is cut off automatically when washers leave.



Men often wash to the waist in the clean running water provided by Bradley Washfountains



**No Faucets to Touch—No
Chance of Transmitting Germs**

Sanitary Bradleys are used throughout industry—in large and small plants. They provide maximum facilities in minimum space, reduce by 70% piping connections and cut water consumption. With foot-control there are no contacts with faucets so no chance of transmitting germs. The large bowl is self-flushing to prevent collection of used and contaminated water.

To save time and guard health, add Bradleys now. **BRADLEY WASHFOUNTAIN CO., 2227 W. Michigan St., Milwaukee 1, Wis.**



**For Small Washrooms Install
Bradley DUO-Washfountains**

Ideal for executive and clerical washrooms—in cafeterias, laboratories, work shops. Two persons served by spray-head. Foot-control eliminates faucets and prevents water waste.

Send for
free illustrated
Catalog 4701.



**Why Blighted Areas? Article
Discusses Causes and Costs**

An interesting article by Leonard Gertler, "Economic Problems of Urban Redevelopment," is featured in the *Community Planning Review*, a new publication of the Community Planning Association of Canada. The author examines the causes and costs of the blighted areas that characterize many of our cities and towns.

Not so long ago, Mr. Gertler says, economists argued that there is inherent order in the land use pattern, created by the unhampered interplay of economic forces. Homer Hoyt's analysis in 1939 undermined this complacency and showed the destructive effects of spontaneous decentralization; and Mr. Gertler has undertaken to substantiate Hoyt's conclusions by a well-documented study of the current tendencies in Montreal and other Canadian cities. He finds that business districts become more intense centrally, string out along the arteries, and also form colonies in the suburbs. Industries move out, both to special factory districts and to the peripheries. Residents vacate some of the less desirable inner areas as transport facilities permit. Average taxable incomes fall. In six typical Canadian cities a quarter to a third of the houses are not sub-standard.

In the United States a third of the metropolitan population live in slums and blighted dwellings, commit 45 per cent of the major crimes, account for 55 per cent of juvenile delinquency and 50 per cent of disease, and absorb 45 per cent of city costs, while they contribute only six per cent of city property revenue. Mr. Gertler claims that these relationships are just as true for Canada. "Consideration of the economic effects of blight demonstrates that its elimination is necessary for the general well-being of the community."

BRADLEY
Washfountains

Distributed through Plumbing Wholesalers




MODERN DOOR CONTROL BY *LCN* • CLOSERS CONCEALED IN FLOOR

SENIOR HIGH SCHOOL, OAK RIDGE, TENNESSEE

LCN CATALOG T-1-E ON REQUEST OR SEE SWEET'S • LCN CLOSERS, INC., PRINCETON, ILLINOIS

Skidmore, Owings & Merrill, Architects and Engineers



East Tennessee Tuberculosis Hospital, Knoxville, Tenn. Architects and Engineers: Baumann and Baumann; Will W. Griffin and Shi G. Goodwyne, Associates. Heating Contractors: John F. Humphrey Company, Knoxville. Medical Consultants: Dr. R. H. Hutcheson, Commissioner of Public Health and Secretary of the Tennessee TB Commission, and Dr. W. W. Hubbard, Director of Hospital Service for the State of Tennessee.

Four-Zone Steam Heating For Modern 180-BED TB HOSPITAL

Heating specifications for the new East Tennessee TB Hospital stated: "There shall be continuous flow of steam to the system with full or fractional heating of radiators at all times when heat is on."

A 4-zone Webster Moderator System of Steam Heating meets this specification, supplying steam according to need for nursing floors, service and treatment units, operating rooms and laboratories.

The new Hospital is an important unit in the Tennessee plan, conceived by Governor Browning in 1937, to coordinate new and existing state-owned tuberculosis hospitals.

In addition to supplying 180 additional beds, the new building provides for surgical and laboratory work for all TB institutions in the area north of Knoxville.

The new Hospital is proving in operation the soundness of the designers' conception. Want some information on Webster's money saving ideas for hospital heating? Call in the Webster Representative or write us.

Address Dept. AR-9

WARREN WEBSTER & CO.
Camden 5, N.J. Representatives in Principal Cities
In Canada, Darling Brothers, Limited, Montreal



BUILDING CONTROLS

(Continued from page 11)

It generally was agreed that the minimum specifications would permit NPA to keep a close watch on the controlled supplies. But one of the most important, though less direct, effects of the order will be the stimulation of search for substitutes. For example, two tons of carbon steel is a small portion for construction of many commercial type projects, especially when it includes all structural needs.

House Building Hit Less

Home builders did not appear to be quite so severely restricted, although their self-authorization totals will have them looking for substitutes for copper and aluminum in particular. No self-certification is allowed at all for multi-unit residences — those over four units each. In other words, all applications for apartment house construction will have to be processed through the Housing and Home Finance Agency, with no builder permitted to write his own ticket on any portion of materials needed.


The home builders could have been hit much worse, however, than they were. One NPA official estimated that under the new order, homes built under the self-authorization provisions could run up to \$15,000 to \$18,000 in cost depending upon location in the country. He said the average single-family unit requires one ton of steel. Regarding copper, he said HHFA had told the NPA authorities that a copper water piping system in the average house would require 125 lb of material. On this basis the decision was made to establish an alternate on steel and copper items for one-, two- three- and four-family dwellings. It works out this way:

Materials for Housing

A builder scheduling a single-family residence, if he uses steel pipe for water distribution, is allowed to self-certify 1800 lb of steel and 35 lb of copper. If he specifies copper for the water system, he then is permitted to authorize automatically 1450 lb of steel and 160 lb of copper. All copper figures embrace copper-base alloy as well.

The amounts increase progressively, but not in direct proportion, for two-, three- and four-unit dwellings. For ex-

(Continued on page 258)





CHOOSE

THE

FINEST

... in modern lighting fixtures from Kayline's big, illustrated catalogue No. 50. You'll find in this 64-page catalogue a large assortment of incandescent, fluorescent and slim-line fixtures for every type of lighting... commercial, industrial and residential — lighting fixtures that have beauty in design, quality and a price that's low. Write on your business letterhead for your copy of Kayline's catalogue No. 50.


See Sweet's
Architectural File
Section 31A-12



THE KAYLINE CO.
2480 East 22nd St.
Cleveland, Ohio

By actual test . . .

**FASTER
EASIER
TRUER**



FASTER . . . By actual test acoustical ceiling units can be installed quicker on Securitee Systems

EASIER . . . By actual test acoustical ceiling units can be installed with less effort on Securitee Systems—reducing costs.

TRUER . . . By actual tests acoustical ceiling units square up better over large areas and make possible a truer and more level ceiling when applied on Securitee Systems

Main Building of Legal Center
Southern Methodist University, Dallas, Texas
Architect—Mark Lemmon
General Contractor—Henger Construction Co.
Acoustical Contractor—Blue Diamond Co.

In addition, Securitee Systems allow easy access to piping or wiring, assure structural permanence and lasting safety by giving proper full length tee support to tile units at all times.

Learn more about this low cost efficient method, contact your local acoustical applicator or write direct.

W. J. HAERTEL & CO. 832 West Eastman Street • Chicago 22, Illinois

* T M REG U. S. PAT OFF

West Coast Distributor—Cramer Company, 125 Barneveld Ave., San Francisco, Calif.

Here's help in
Specifying

EMERGENCY ELECTRIC POWER!

SEND FOR
THIS **FREE** BOOKLET



Model 10EL
10,000 watts

● Our special folder on Emergency Electric Plants contains helpful information on computing wattage requirements of standby systems, engineering and installation details. Complete specifications of Onan Emergency Electric Plants are included.

We also offer free engineering service on problems involving standby electricity. Write us on any question. There is no fee or obligation.

Onan Builds Standby Plants for any Type of Building
Many sizes—1,000 to 35,000 watts, for hospitals, radio stations, hatcheries, schools, industrial plants and many others.



Onan PRODUCTS *Send coupon today*

D. W. ONAN & SONS INC.
7411 University Ave., Minneapolis 14, Minn.

Please send Standby Folder.

NAME _____
ADDRESS _____
CITY _____ STATE _____

BUILDING CONTROLS

(Continued from page 256)

ample, where 1800 lb of steel is permitted for the one-family dwelling, the two-family unit of similar specification would get twice as much steel in poundage minus approximately five per cent. Relatively less material is required as the multiple dwelling units increase in number, NPA said it was advised.

New Definition of Starts

The actions constituting commencement of construction have been redefined in M-4A to eliminate site clearance as a qualification. Henceforth, "commence construction" means to incorporate into a building, structure or project a substantial quantity of materials which are to be an integral and permanent part of such building, structure or project (for example, the pouring or placing of footings or other foundations). Fabrication, production, or processing of prefabricated buildings, building materials, building equipment, or personal property to be installed does not constitute commencement of construction. Those are the words of the new M-4A.


Direction 1 to CMP Regulation 6 states that a prime contractor may begin construction and use the self-authorization procedure to obtain priority assistance for delivery of his materials and products in the fourth quarter without submitting an application on Form CMP-4C, if total requirements (including material for Class A products) do not exceed amounts specified in Schedule 1. He is, of course, subject in this procedure to all provisions of Order M-4A dealing with limitations on materials use and products.

Under the new procedures there will be "open-end" construction only for recreational and amusement type projects that do not consume quantities of steel, aluminum or copper. But these will get no assistance from the CMP program.

Some Deferments Expected

It is not expected that any going construction previously authorized will be halted. The objective, as outlined by NPA officials, is to spread the limited supplies of controlled materials as broadly as possible with military, Atomic


(Continued on page 260)



Here's why...



FAR-AIR* FILTERS

are unequalled in Quality,
Construction and Performance



16 gauge filter and holding frames assure well-aligned, rigid filter banks. Interlocking holding frames are easy to install and the rugged construction prevents distortion. Felt liners effectively prevent air by-pass.

Reinforcing rods drilled through the media insure rigidity and add to service life.



Herringbone-crimp media design assures dependable higher performance, larger dirt holding capacity, lower pressure loss, easier cleanability, reduced maintenance costs. Media is packed firmly and evenly in the frame resulting in even density throughout the filter and assuring uniform high efficiency over the entire filter area.

You can be sure of a high performance air cleaning job when you specify Far-Air Filters. Precision engineering plus quality construction to rigid specifications assure uniform performance. Available in a wide range of types and sizes for dirt, lint, grease, entrained water, paint, ink, and many other air filtering applications. Contact your local representative or write direct to Farr Company, P. O. Box 10187, Airport Station, Los Angeles 45, California.

FAR-AIR FILTERS



*Trade Mark Reg.

"Better by Farr"

FARR COMPANY

Manufacturing Engineers

Los Angeles • Chicago • New York

Mfd under license by
Control Equipment Co., Ltd., Montreal



WALLS LIKE CLOTHING...

PUT ON IN LAYERS... *Quick!*

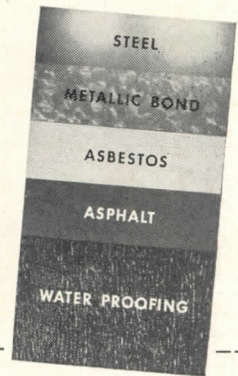


You can have walls and roof of Galbestos metal—fire—corrosion—and shatter-resisting, but above all—fast up!

Galbestos metal is Robertson's highly successful protected sheet steel. You can have a wall of just Galbestos on steel frame, or insulated; or Galbestos G-Panel; or Q-Panel. Galbestos metal has been successfully used all over the world on thousands of buildings—industrial, commercial, laboratory and administration; architecturally well designed, in maroon or black or aluminum or in combinations of these colors. Galbestos metal walls are maintenance-free. But above all, Galbestos metal can be erected by the Top-Speed Fastening method quicker than any other type of wall.


Galbestos metal is a proved material—and perfect for your mobilization requirements. Speed fits it for immediate construction; durability and attractive appearance recommend it for whenever your business returns to post-mobilization conditions.

THIS IS GALBESTOS METAL A steel sheet to which asbestos felt is metallically bonded. The felt is then impregnated with asphalt and waterproofed. Tested and approved by Underwriters' Laboratories, Inc., Chicago, and by the Associated Factory Mutual Fire Ins. Co., of Boston.




TOP-SPEED METHOD

The Top-Speed Fastening method is done entirely from the outside. It eliminates interior hanging scaffolds. Consequently, this enables a workman to place, safely, twice as much material in the same time as with the old method.




Q-PANELS

Famous Robertson Q-Panels can be surfaced with Galbestos. A Galbestos metal Q-Panel is factory-fabricated; steel inside, insulation and Galbestos outside. Available 2' wide, in lengths up to 12', lightweight, only 3/4" thick, but superior in insulation value to a 12" masonry wall with furred plaster. A small crew can erect a Q-Panel fast—50 sq. ft. in nine minutes.



TOP-SPEED INSULATION

Top-Speed Insulation is a Robertson method of applying insulation entirely from the outside. It halves the construction time.



G-PANELS

G-Panels are factory engineered but field assembled. Interior steel, then insulation, then Galbestos metal. They are extremely successful for economical, yet attractive, industrial and commercial structures, where insulation is a requirement. You get a tight, maintenance-free wall, lightweight, thin, durable and good-looking.

WRITE FOR FREE CATALOGS

1. Galbestos
2. Top-Speed Fastening
3. Q-Panels
4. G-Panels

H. H. ROBERTSON CO.

Factories in Ambridge, Pa.; Hamilton, Ontario; Ellesmereport, England




World-Wide Building Service

2404 Farmers Bank Building
Pittsburgh 22, Pennsylvania

Offices in ALL Principal Cities
in the U. S. A. and Canada

LOW-COST HOME COOLING IS HERE!



Easily installed attic unit gives cool comfort in hottest weather

No investment can give home owners as much comfort and pleasure as a Hunter Attic Fan. This modern convenience is now being used in thousands of houses and apartments throughout the nation. Low in initial cost and with no upkeep expense, the Hunter Attic Fan is practical for homes in all price ranges.

Installation of Hunter's new, compact package fan is simple and inexpensive. Fan, motor, suction box and shutter are all in one unit that requires only a ceiling opening in hallway and 18" clearance in attic. Four models, ranging from 4750 CFM to 9700 CFM, to fit any home size and climate. Quiet, powerful, dependable. Manufactured by Hunter, exclusive fan makers for 65 years.



Hunter Fan and Ventilating Company
396 South Front Street,
Memphis, Tenn.

Send copy of "How to Cool for Comfort" to:

Name _____

Address _____

City & State _____

Hunter Package Attic Fans

On Display at NAHB Show

BUILDING CONTROLS

(Continued from page 258)

Energy Commission, and essential non-military projects supplied first. The very limited remainder of the supply can then be directed into other construction as CMP authorities determine.

A certain number of applications naturally will have to be deferred. Some will not be approved until the first quarter of 1952, many not even then. Those handling the program see no point in allowing only a portion of the materials needed to complete any one job. They said applicants will receive either enough materials to finish the single project applied for or will get no allotments at all. Officials are determined to avoid any large amount of unfinished work that would require more materials for completion.

Walter Skuce, head man for CMP, refused to name specific types of construction that might be given top preference in the processing of applications. He did say, however, that preference would be given to those jobs most closely related to the defense effort. Leading the list in terms of priority for processing are plants and factories for direct defense programs. Second in priority are projects that further aid the expansion of basic metals; after that consideration is being given to those projects that are well on the way to completion. These will be the general criteria to guide the handling of approvals and denials.

"Phasing Out" the Supply

One explanation stated that the plan here is to tie the restrictions to the available materials supply. "We will phase out the impact of the building program to fit the known supply," it was said. Mr. Skuce said he would not state what specific types of projects would be permitted to go forward after essential military, atomic energy and supporting programs are taken care of until applications were in and had been weighed against available supplies of materials. But he promised the impact would be "phased out in an orderly way."

Some observers have expressed fear that delay in mill scheduling will slow up the self-authorization program. CMP authorities had no clear-cut opinions on this. They refused to divulge how much steel and copper had been set aside for

(Continued on page 262)



When planning the finish of your walls and ceilings, you, no doubt, consider lime plaster finish.


No good, or even economical, substitute for this time-honored material has ever been found.


Monolithic, smooth and clean, it lends itself to any decorative treatment. It is durable, vermin and rodent proof, fire safe, and acoustically right.

And when specifying plaster, you should consider Ohio White Finish first. Scientifically processed from the world's purest dolomitic limestone, it is always 99 1/2% pure. There is none better.

Ohio White Finish and Hawk Spread are our identical brands of hydrated finishing lime. Ohio White Autoclaved Finish meets the new Federal Specifications for finishing hydrated lime. It requires no soaking.

Available through dealers everywhere.





HEAT AND GLARE ARE FILTERED OUT of daylight by Blue Ridge Frosted AKLO Glass in the skylight and south and west elevations of this great bakery. Architect: L. P. Sumarkoff, Chicago.

Reduce eyestrain...boost efficiency, with

FILTERED DAYLIGHT

This skylight wears "sunglasses" of Frosted Aklo* Wire Glass.

It diffuses incoming sunlight, so there are no blinding bright spots on shiny equipment. Seeing is easier—less tiring.

Blue-green Aklo Glass not only looks cooler—it actually keeps rooms cooler because it's heat absorbing glass. Frosted Aklo 1/4" Glass shuts out as much as 44% of the sun's heat.

Less glare, less heat. This is eye comfort and body comfort which workers naturally convert into greater production efficiency and safety. An extra dividend—there's less load on air-conditioning equipment.

When you're out driving, notice how many new plants are glazed with blue-green heat absorbing glass on south, east and west elevations. They were wisely planned for better seeing, better production.

See for yourself how Frosted Aklo Glass reduces glare and sun heat. Ask your Libbey-Owens-Ford Glass Distributor for a Radiometer demonstration of its effectiveness. Or mail the coupon. *®



**BLUE RIDGE
AKLO GLASS**



FREE BOOK on Reduction of Sun Glare and Heat

Blue Ridge Sales Div., Libbey-Owens-Ford Glass Co.
B-1591 Nicholas Building, Toledo 3, Ohio

- Please send me your book "Filtered Daylight".
 I would like to see a Radiometer demonstration.

Name _____ (please print)

Company _____

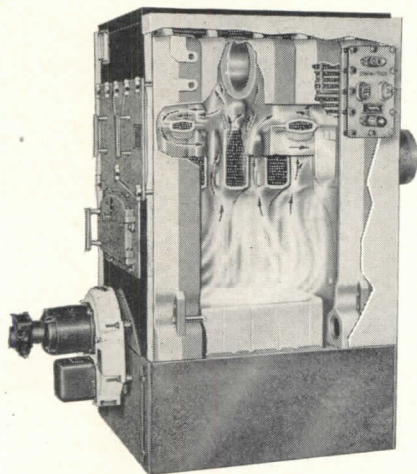
Address _____

City _____ State _____



EXTRA

- Heating Capacity
- Domestic Hot Water



THE H. B. SMITH "2,000" BOILER-BURNER UNIT

Take full advantage of forced hot water heat by planning to provide for heavy domestic hot water requirements with a tankless heater built in the boiler. This is the *lowest first cost and lowest operating cost* method of supplying hot water.

The new H. B. Smith "2000" boiler-burner unit with its over-size five gallon a minute heater is not only the finest boiler available for heating the larger home, but easily handles the hot water load for two or more baths, dishwasher, automatic clothes washer and other appliances. For that good house job that must be right, specify the H. B. Smith "2000"!



CAST IRON BOILERS

THE H. B. SMITH CO., INC.
WESTFIELD, MASSACHUSETTS

BUILDING CONTROLS

(Continued from page 260)

the self-authorization portion of the scheme in the fourth quarter.

It was denied that there was any intention in setting the cutoff points to control the number of housing units that might be constructed over a specified period. The controlling factor here, it was said, and the only controlling factor, would be the credit regulations. It was implied that the decisions on allowed amounts of materials for housing was based to a degree on the volume anticipated under the credit curbs of Regulation X.

Function of Claimant Agencies

In any event, builders will have to look to the claimant agencies for their direct contact in initiating most programs. Housing matters will be handled by the Housing and Home Finance Agency, either through its Federal Housing Administration field offices or by HHFA in Washington, depending on the type of dwelling construction for which permission is sought if quantities above maximum self-authorization totals are required.

Similarly, U. S. Public Health Service will handle applications for hospital construction, and the U. S. Office of Education those for the building of schools. Where necessary, application for projects of this type are made on Form CMP-4C. NPA has issued implicit instructions on the filing of these. U. S. Bureau of Public Roads handles highway construction; Civil Aeronautics Administration, airports; etc.

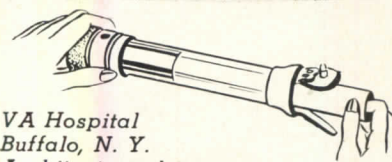
Where Does it Lead?

The new system of construction controls means that the federal government holds its finger on the pulse of the construction industry closely indeed. In the final analysis, however it is scrutinized, National Production Authority and its parent agency, Defense Production Administration (both now headed by Manly Fleischmann), now pull all the strings and can more easily direct the volume of construction in just about every field.

In effect, the order M-4A has placed a temporary freeze on start of any new non-defense construction; at least until

(Continued on page 264)

11 FLOORS in 3 Silent Seconds



VA Hospital
Buffalo, N. Y.
Architects and engineers:
Green & James and Beman & Candee

Hospital communications, paper work, records—even medicine and small instruments—whisk from floor to floor or building to building at forty feet a second in Grover Transitubes. It's silent, too; a signal light quietly announces a carrier's arrival. Saves the time of nurses, doctors, internes . . . eliminates messenger personnel. All hospital departments are effortless seconds apart.

...Other Buildings, Too!



In modern offices, factories, stores, or institutions, Grover systems handle routine paperwork, money and small packages. Some installations link just a few departments. Others are large and intricate. All provide the speed and efficiency that present-day methods demand.

Grover engineers work closely with architects in designing and estimating. Most systems are fabricated from standard parts for economy, yet are custom built to meet present and future needs. Grover Bulletins describe pneumatic tube systems for any kind of building. Write for yours today.

GROVER



THE GROVER COMPANY
DETROIT 19 • MICHIGAN



QUICK-MAKE, QUICK-BREAK PLUG-IN BREAKER—Trumbull's new NLTQ Panelboard introduces the first *plug-in* circuit breaker with quick-make, quick-break operation. Other features: both *thermal* and *magnetic* protection . . . trip-free . . . pressure-type silver-plated copper plug-in contacts . . . all ratings physically interchangeable. Adjacent breakers are on alternate phases—assuring balanced loads and circuits.

New insulating material KEEPS PANELBOARDS COOLER

The base of this panelboard interior is made of *Plastisol* . . . the first time this amazing plastic material has been used for this purpose.


Here are some of the properties which make Trumbull's new NLTQ Panelboard a superior product which will give you excellent service.

Plastisol has very high thermal conductivity and is an excellent radiator of heat. Copper bus bars encased in Plastisol run 10% cooler than in open air!

SUPERIOR TO ALL OTHER TYPES OF INSULATION

Other Plastisol advantages making it superior to all other types of insulation for this purpose include its ability to resist acid and alkali, high temperatures (not harmed at 212 F), tracking and carbonizing. It will not shrink or become brittle, even at minus 30 F.

Trumbull's Plastisol base is Underwriters' Laboratories, Inc. approved and endorsed by the Electrical Council.




QUICK INSTALLATION—NO NUTS AND WASHERS—Interior is mounted in box by compression springs . . . which permit easy release for removal. Springs also permit lining up fronts regardless of uneven box installation. Trumbull NLTQ panelboards with lug or circuit breaker mains come in capacities up to 225 amperes in a range of 4 to 42 circuits. Write for Bulletin TEB-14.

TRUMBULL ELECTRIC

DEPARTMENT OF GENERAL ELECTRIC COMPANY
PLAINVILLE, CONN.

For Beautiful Interiors
That Time Can't Mar
Architects Are
SPECIFYING
PERMACLAD
STAINLESS CLAD STEEL

10% STAINLESS STEEL
90% MILD CARBON STEEL



Interiors of all types are given corrosion resistant beauty for life when designed around PERMACLAD

Corrosion Resistant! Easily Formed!

PERMACLAD Stainless Clad Steel makes it possible for Architects, Designers and Builders to design beautiful interiors that will retain their beauty unmarred by corrosion for life. PERMACLAD is Stainless Steel (10% or 20% but can be varied to meet design requirements) inseparably welded to mild carbon steel. It provides corrosion resistance where corrosion resistance is needed at low cost. By specifying PERMACLAD you can improve interior designs with a minimum consumption of critically short materials. Get complete information about PERMACLAD now. Write for our data filled folder D-88.



Scrap is a vital necessity to keep America's steel mills operating at capacity. Cooperate! Sell your scrap now.

Improve Design at Low Cost
by Specifying PERMACLAD

PERMACLAD
STAINLESS CLAD STEEL
ALAN WOOD STEEL COMPANY
CONSHOHOCKEN, PA.

125 Years of Iron and
Steel Making Experience



Other Products: A. W. ALGRIP Abrasive Floor Plate •
A. W. SUPER-DIAMOND Floor Plate •
Plates • Sheets • Strip • (Alloy and Special Grades)

BUILDING CONTROLS

(Continued from page 262)

October 1. After that time the projects can go ahead only if they have received an allocation of required steel, copper and aluminum from CMP. NPA officials take the view that the net effect of the order is to lighten considerably the problems of the small builder through removal of many restraints of the former permit system. On the other hand it can be expected that a sizeable number of applications will have to be deferred now and through the early months of 1952 to spread available amounts of steel, copper and aluminum. Government officials are less optimistic about the supply of aluminum than the other two metals. They say there just wasn't any to give to the self-authorization phase of housing construction.

The Road to M-4A

NPA cited these earlier steps leading up to the August decisions.

1. As originally adopted October 26, 1950, Order M-4 banned only the construction of new buildings for amusement, recreational and entertainment purposes.

2. In January 1951, NPA amended the construction order to establish a system under which virtually all new private commercial construction was made subject to specific NPA authorization. It was said then that commercial construction generally would be authorized only when it (a) furthered the defense effort, (b) was essential to public health, welfare or safety, or (c) would alleviate or prevent hardship to a particular community.

3. On May 3, NPA amended the construction order further to require authorization for construction of large apartment houses, luxury residences and all industrial facilities and public and private construction projects requiring use of more than 25 tons of steel.

4. On June 7, NPA delegated authority to eight government agencies to process construction applications on projects within their jurisdictions.

5. On June 21, NPA issued CMP Regulation 6. This brought construction under provisions of the Controlled Materials Plan on a permissive basis.

6. Minor amendments to M-4 followed on July 3.

Superb
CASTELL
Prints

NO LONGER A LUXURY

Famous CASTELL Drawing Pencil
with Imported Lead
now available to you
at practically no
extra cost



CASTELL
DRAWING
PENCIL
9000

CASTELL
LOCKTITE
REFILL
HOLDER
9400

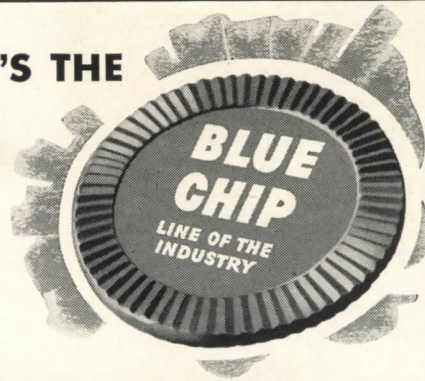
"Industry demands legible prints—and the making of legible prints begins on the drawing board," states Mr. E. S. Fairley, of the well-known B. K. Elliott Company, Pittsburgh, Cleveland, Detroit.

We agree with him 100%. Imported CASTELL Lead always has produced more sharp copies per original drawing than any other pencil on the market. New price ranges now bring CASTELL with imported lead within reach of craftsmen who heretofore used ordinary drawing pencils. You, too, may now enjoy the use of the world's finest drawing pencil at no extra cost. See your Dealer today.

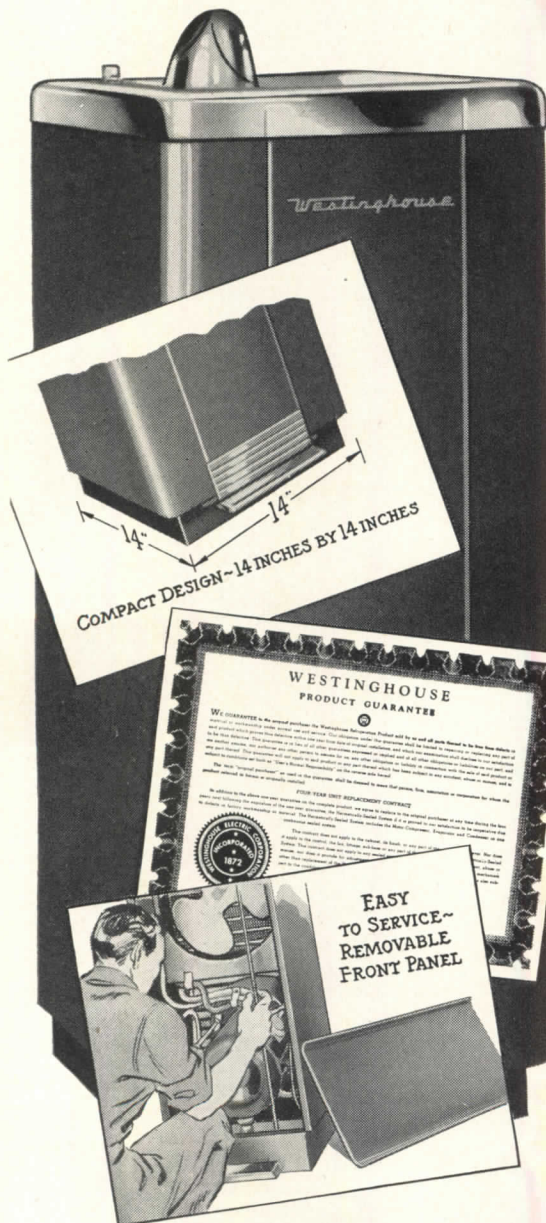
AW. FABER-CASTELL
PENCIL COMPANY INC. NEWARK 4, N.J.

For Industrial Mobilization...specify Westinghouse

IT'S THE



A SIZE AND TYPE FOR EVERY NEED



- *Air-Cooled* Water Coolers, Bottle and Pressure Types . . . 3 to 13-gallon capacities, for applications where the operating conditions and temperatures are normal.
- *Water-Cooled* Models, Heavy-Duty Pressure Types . . . 14 to 22-gallon capacities, for applications in hot, dusty, and lint-laden air—such as steel mills, foundries, and textile mills.
- *Explosion-Proof* Models . . . 8 to 14-gallon capacities, for hazardous locations.
- *Compartment-Type* Coolers, in Bottle and Pressure Models, with ice cube evaporator and refrigerated storage space.

Specification Features that Count!

COMPACT DESIGN . . . MINIMUM FLOOR SPACE

Westinghouse Water Coolers measure only 14 inches by 14 inches. This compact design increases their value where space is at a premium.

5-YEAR PROTECTION PLAN

Protected by a 5-Year Guarantee Plan with a standard 1-Year guarantee on the complete water cooler. An additional 4-year free replacement on the hermetically-sealed refrigeration system, which includes the motor-compressor, evaporator and condenser . . . not just the motor-compressor alone.

EASY TO SERVICE

By removing the front panel, adjustments or replacements of the stream-height regulator, temperature control, Thermoguard and automatic electric flow control valve may be easily made.

LET US HELP YOU WITH YOUR WATER COOLER PROBLEMS


For specific assistance on your water cooler problems, look in the yellow pages of your telephone directory for the Westinghouse Water Cooler Distributor. Take advantage of our factory-trained people because they can be of real help to you.

... of course, it's electric!

YOU CAN BE SURE..IF IT'S Westinghouse

WESTINGHOUSE ELECTRIC CORPORATION
Refrigeration Specialties Dept.
Springfield 2, Mass.

- Please send me a copy of Architectural File Folder.
- I am interested in securing further information on your Water Cooler line.



Name _____
Position _____
Firm _____
Street _____
City _____ State _____

Yours **FREE**
for the asking



A GUIDE TO QUICK HEATING

How to Select the Right HEETAIRE for Every Purpose

Here's the first and only complete GUIDE to the selection of electrical wall-insert and wall-attachable space heaters!

It gives all the information about QUICK HEATING you've always wanted—types, sizes, heating principles, thermostatic heat controls, recommended wattages—plus an exclusive chart based on the four factors that determine the selection of the correct HEETAIRES.

It's yours for the asking—just drop us a card.

Look at this Table of Contents

The Principles of HEETAIRES Types and Sizes

- ★ THERMOSTATIC CONTROLLED Operation
- ★ Series 230 HEETAIRES . . . Fan-Forced Radiant Heat 1250 to 3000 Watts
- ★ Series 250 HEETAIRES . . . Fan-Forced Black Heat 1500 to 3000 Watts
- ★ Series 210 HEETAIRES . . . Fan-Forced Black Heat 3000 to 5000 Watts
- ★ Series 200 HEETAIRES . . . Radiant Heat 1000 to 2000 Watts
- ★ Series 240 HEETAIRES . . . Radiant Heat 1000 to 1500 Watts

MARKEL
ELECTRIC PRODUCTS, INC.
LA SALLE
PRODUCTS, INC.

157 SENECA ST. • BUFFALO 3, N. Y.

REQUIRED READING

(Reviews continued from page 32)

NEW EDITIONS

HOSPITALS

Hospitals. Integrated Design. By Isadore Rosenfield. Reinhold Publishing Co. (330 West 42nd St., New York 18, N. Y.), 2nd Ed., 1951. 9 by 12 in. 398 pp., illus. \$15.00.

To integrate the latest information on hospital design with the latest information on hospital needs and related facilities, this edition includes four new chapters on special hospitals, a chapter on "Details and Finishes," and much new material on various subjects. Of the more than 500 illustrations, over half are new. Edited by William W. Atkin and designed by Stamo Papadaki, the book comes to meet the continually changing demands of the hospital.

BOOKS RECEIVED

A Selected Bibliography on City and Regional Planning. By Samuel Spielvogel. The Scarecrow Press, Washington—A useful selection of titles for planning students and professional city planners, designed for use where adequate classification and cataloging are not readily available.

Urban Sociology and The Emerging Atomic Megalopolis. By Jesse Walter Dees, Jr. Ann Arbor Publishers, Ann Arbor—"An introductory text and case book in the field of urban society and social pathology," with emphasis on practical or applied sociological problems, concomitant with the findings of urban and regional planning experts.


Low Cost Housing in South and South-East Asia. Report of Mission of Experts, 22 November, 1950–23 January, 1951. United Nations Secretariat, New York—Extensive housing report on conditions in and recommendations for Pakistan, Malaya, Thailand, Republic of Indonesia, Philippines.

(Continued on page 268)

It's A Long Way—Down!

Why not positively prevent slipping accidents forever by installing long-wearing Norton non-slip stair tile or terrazzo aggregate?

Catalog 1935-51 available on request



See our catalog in Sweet's

NORTON COMPANY
Worcester 6, Massachusetts

NORTON
TRADE MARK REG. U. S. PAT. OFF.



Making better products to make other products better

NON-SLIP FLOORS


a LIGHT job* *well done*

WITH PITTSBURGH PERMAFLECTOR LIGHTING EQUIPMENT

OUTSTANDING! This one word completely describes the illuminating results so easily and successfully achieved at famous Wurzburg, the heart of Grand Rapids. Pittsburgh Permaflector Equipment enabled Wurzburg to plan with imagination and light for their needs. Top performance with "custom designed" appearance was assured. Fluorescent and incandescent units, and combinations of both, meet every lighting requirement.



Wurzburg
of Grand Rapids



**FOR MORE LIGHTING
KNOW-HOW**

Write us your lighting interests—stores, offices, banks, buildings or schools. A bulletin covering the subjects will be mailed to you.

PITTSBURGH REFLECTOR COMPANY

402 OLIVER BUILDING • PITTSBURGH 22, PENNSYLVANIA

MANUFACTURER OF FLUORESCENT & INCANDESCENT LIGHTING EQUIPMENT

Permaflector Lighting Engineers in All Principal Cities

PITTSBURGH PERMAFLECTOR LIGHTING EQUIPMENT IS DISTRIBUTED BY BETTER ELECTRICAL WHOLESALERS EVERYWHERE

Refinite's

WATER TREATMENT
Service, Supplies and Equipment



AND THESE "NEIGHBORLY" DISTRICT OFFICES

NEW YORK New York	MISSOURI Kansas City
ILLINOIS Chicago	TENNESSEE Memphis
CALIFORNIA Los Angeles	GEORGIA Atlanta
MICHIGAN Detroit	LOUISIANA New Orleans
TEXAS Birmingham	KANSAS Salina
HOUSTON Houston	OKLAHOMA Tulsa
DALLAS Dallas	ARIZONA Tucson
EL PASO El Paso	WASHINGTON Burlington
FLORIDA Miami	UTAH Salt Lake City
JACKSONVILLE Jacksonville	RHODE ISLAND Providence
OHIO Cleveland	MARYLAND Baltimore
CINCINNATI Cincinnati	NORTH CAROLINA Charlotte
SOUTH DAKOTA Rapid City	GREENVILLE Greenville
WISCONSIN Green Bay	DURHAM Durham
IOWA Des Moines	WEST VIRGINIA Huntington
MONTANA Great Falls	

• Write today for "Pressure Zeolite Water Softener" bulletin. Refinite, Box 1312, Omaha, Nebraska.



REQUIRED READING

(Continued from page 266)

Negro Housing in the Miami Area. By Reinhold P. Wolff and David K. Gillogly. Bureau of Business and Economic Research. University of Miami, Coral Gables — The first of an Area Development series surveys the effects of the postwar building boom, with characteristics of new housing, economics and social conditions and implications included.

Philadelphia Forging Ahead . . . Office of the Mayor, Philadelphia — A report from the mayor to the citizens of Philadelphia — 1950 — many phases of Philadelphia's progress in public works, public health and safety, city planning transit, public welfare, recreation facilities, etc.

Color Slides of Painting and Other Fine Arts. Part 2. The Philadelphia Museum of Art, Philadelphia — Catalog of fine arts slides available on aspects of architecture, sculpture, painting, etc., from antiquity to the present in both East and West.

Wrought Iron Work from the Swiss School for Locksmiths at Basel. By Paul Artaria. Wepf & Co., Basel. — Craftsmanship and ornamentation: detailed drawings and photographs of grills, gates, doors, balustrades, knockers and vessels, with an introduction in German and English.


Simplified Mechanics and Strength of Materials. By Harry Parker. John Wiley & Sons, Inc., New York — An elementary text as well as a reference for those interested in mechanics and construction, with a detailed explanation of numerous illustrative examples related to problems encountered in practice.

Techniques of Plant Maintenance 1951. Clapp & Poliak, Inc., New York — Proceedings, including the text of all papers and discussions, of the technical sessions, sponsored by the American Society of Mechanical Engineers and the Society for the Advancement of Management, held concurrently with the Second Plant Maintenance Show, Cleveland, January, 1951.

TODD BURNERS

GAS OR OIL

Setting the
standard
throughout
the world



COMBUSTION EQUIPMENT DIVISION

TODD


SHIPYARDS CORPORATION

81-16 45th AVE., ELMHURST, QUEENS, N. Y.

DISTRIBUTORS & DEALERS THROUGHOUT U. S.

SEE CLASSIFIED PHONE BOOK

Today's most modern homes . . .




A SIMPLE ZONED SYSTEM

Notice the compactness of this three-zone Flow Control System and the inexpensive units used. Just a Circulator, a Flow Control Valve and a No. 201 Radiant Heat Control in each zone. There are no costly motorized valves no complicated devices to give trouble. Temperature in each zone is maintained automatically.

... are heated with
THRUSH
forced circulating
HOT WATER HEAT


HERE'S a beautiful new home heated economically with forced circulating hot water, with radiant coils in the ceiling providing completely automatic radiant heat in any weather. Thrush Flow Control System of Forced Circulating Hot Water Heat assures highest efficiency . . . uniform temperatures in every room . . . with no overheating. Room temperature is controlled within a fraction of a degree separately in each of the three zones. This is the heating plant your customers want. See our catalog in Sweet's or write Dept. J-9.




Horizontal
Water Circulator

Vertical Flow
Control Valve


Ask for folder on Thrush Forced Circulating Flow Control System of Hot Water Heating.



THIS IS THE WING DRAFT INDUCER



THIS IS A TYPICAL INSTALLATION



A WING DRAFT INDUCER
IN THE BREECHING REPLACING
STANDARD ELBOW

THIS IS WHAT IT WILL DO

1. Eliminate tall, unsightly and expensive stacks. All that is left is a vent on the discharge.
2. Cut fuel costs. Give higher CO₂'s. Less excess air.
3. No smoke.
4. Permit increased capacities.

THIS COUPON WILL BRING FULL DETAILS

L.J. Wing Mfg. Co.
151 Vreeland Mills Road
Linden, New Jersey

Please send literature and complete information on the Wing Draft Inducer.

Name.....

Firm.....

Address.....

City..... Zone..... State.....

POSITIONS OPEN

SEVERAL INSTRUCTORS — in Architectural Design, Structural Design, Building Materials and Equipment and related courses will be needed at schools of architecture for the *fall term*. Those interested in a career in the teaching profession should apply to Professor Paul Weigel, Chairman of the Committee on Employment for the Association of Collegiate Schools of Architecture, Kansas State College, Manhattan, Kansas.

APPLICATION ENGINEER — Young man, 25 to 35, with experience in design of building and construction and/or furniture and furnishings for engineering the application of laminated plastics to modern living. Situation involves some model shop work as well as outside contacts with prospective customers. Requirements are a degree in architectural engineering or allied fields and a minimum of 3 years' experience. This position is in our modern plant at Coshocton, Ohio. Excellent working conditions and facilities. Opportunities for advancement with a starting salary commensurate with experience and ability. Write giving full details of education and experience to: General Electric Co., Technical Employment Office, Chemical Dept., 1 Plastics Ave., Pittsfield, Mass.

POSITIONS SOUGHT

AVAILABLE — Architectural designer-draftsman. Thoroughly dependable, long experience. Sketches, working drawings, interiors. No objection assisting offices temporarily needing dependable help, or color renderings done your city, office or hotel. Better work, more rapidly done, at less cost. Box 534, *Architectural Record*, 119 W. 40th St., New York 18.

ARCHITECT & STRUCTURAL ENGINEER — 40, both registrations by examination in Ohio, 17 years' varied experience, including institutional, commercial and industrial work. Desires partnership or associateship with progressive firm or position leading thereto. Box 535, *Architectural Record*, 119 W. 40th St., New York 18.

CONSTRUCTION EXECUTIVE — Contact Man, Administrative Architect, Project Manager, Public Relations and New Business Executive, with 24 years experience in architecture, architectural-engineering and general contracting. Top positions. In full charge of work. Large projects. Graduate architect. Registered. Box 536, *Architectural Record*, 119 W. 40th St., New York 18.

ARCHITECTS FIELD SUPT. — now employed, desires permanent position where mature judgment and ability to supervise all phases of work may be relied upon. Good character, varied experience and "Excellent References." Write Box 537, *Architectural Record*, 119 W. 40th St., New York 18, for interview or further correspondence.

EXPERIENCED DESIGNER AND DECORATING CONSULTANT — Young woman with B.F.A. degree and twelve years' experience as designer and decorating consultant for home and store architects and manufacturers wishes permanent position with architect, manufacturer or advertising firm. Preferably in the Middle West or South. Box 538, *Architectural Record*, 119 W. 40th St., New York 18.