



HARVARD'S GRADUATE SCHOOL OF DESIGN BY JOHN ANDREWS, ARCHITECTS  
WESTINGHOUSE CORPORATE OFFICES: A CONCERN FOR HUMAN AMENITY  
HOUSES THAT EVOKE A SENSE OF PLACE  
BUILDING TYPES STUDY: RESORT HOTELS  
FULL CONTENTS ON PAGES 4 AND 5

# ARCHITECTURAL RECORD

NOVEMBER 1972


11

A MCGRAW-HILL PUBLICATION THREE DOLLARS PER COPY

# Introducing

A soft step forward

## COMFORT



This is Quiet Zone™ Vinyl Corlon® flooring. Quiet, beauty, durability, and easy maintenance—all in one new floor. But softness and comfort are the first things you notice about it.

A 125-mil-thick layer of Cushioncord® foam vinyl bonded to the back makes walking and standing a pleasure—and makes Quiet Zone truly different from traditional types of commercial vinyl flooring.

## QUIET



Another feature of Quiet Zone's Cushioncord backing is the way it muffles noise from footsteps and falling objects. This provides a great advantage in offices, schools, and public buildings where a little noise goes a long way.

Yet Quiet Zone™ isn't "mushy." Wheels on carts and furniture roll over it easily, and seams stay sealed. Six decorator colors coordinate with just about any interior styles.

# Quiet Zone™

## in modern vinyl flooring

### DURABILITY

### EASY CARE



Quiet Zone™ also gives you the kind of toughness you expect in vinyl flooring. It's reinforced with a tough layer of fiberglass-reinforced vinyl. This adds dimensional stability plus resistance to impact damage.

Quiet Zone has excellent flame-spread resistance also. It has a flame-spread rating of 75 or less in the ASTM E-84 Tunnel Test and has a rating of less than 4.0 in the UL-992 Chamber Test.

One of the most important things a floor can be is practical. This is where Quiet Zone™ vinyl really shines. Its virtually nonporous surface provides stain resistance. Spills wipe right up. And its richly textured, subdued pattern not only blends with every decor but also helps disguise dirt and traffic marks, seams, and subfloor irregularities.



Quiet Zone™ flooring is everything you need in a modern floor. Armstrong will send you everything you need to know about it. Mail coupon to Armstrong, 310 Rock St., Lancaster, PA 17604.

NAME \_\_\_\_\_

TITLE \_\_\_\_\_


COMPANY \_\_\_\_\_

ADDRESS \_\_\_\_\_

CITY \_\_\_\_\_ STATE \_\_\_\_\_ ZIP \_\_\_\_\_

# Armstrong


For more data, circle 1 on inquiry card



UNIVERSITY OF PITTSBURGH SCHOOL OF ENGINEERING  
(Michael L. Benedum Hall). ARCHITECTS: Deeter Ritchey Sippel Associates.  
BUILDER: General State Authority, Commonwealth of Pennsylvania.  
Dover Elevators installed by Marshall Elevator Co.

# Dover elevators


**Performance to satisfy  
your design criteria.**



Dover manufactures a complete range of elevators: Oildraulic® for low-rise buildings; geared traction for medium speeds (to 450 FPM) and rises; and gearless traction for high speeds and high rises.

The buildings shown here required all three types, and four different kinds of control systems to handle the varying criteria of passenger and freight service.


This versatility of equipment, and flexibility in its application, give Dover the capability to provide elevators for almost any building. Let us work with you at the planning stage. For literature write Dover Corporation, Elevator Division, Dept. A-11, P. O. Box 2177, Memphis, Tenn. 38101. In Canada, Dover/Turnbull, Toronto, Ont.



COMMERCIAL AND INDUSTRIAL BANK, Memphis, Tenn. ARCHITECTS: Gassner-Nathan-Browne, GENERAL CONTRACTOR: V. A. Lucchesi Construction Company, Inc. Dover Elevators installed by Dover Elevator Co.

**DOVER**  
**dependable elevators**

*For more data, circle 2 on inquiry card*



Cover: Gund Hall Graduate School of Design  
Harvard University, Cambridge, Massachusetts  
Architects: John Andrews, Architects  
Photographer: Steve Rosenthal

#### EDITOR

WALTER F. WAGNER, JR., AIA

#### MANAGING EDITOR

HERBERT I. SMITH, JR., AIA

#### SENIOR EDITORS

ROBERT E. FISCHER  
WILLIAM B. FOXHALL  
MILDRED F. SCHMERTZ, AIA  
ELISABETH KENDALL THOMPSON, FAIA

#### WASHINGTON EDITOR

ERNEST MICKEL, Hon. AIA

#### ASSOCIATE EDITORS

BARCLAY F. GORDON  
ROBERT JENSEN, AIA  
JAMES D. MORGAN, AIA

#### ASSISTANT EDITORS

CHARLES E. HAMLIN  
ANNETTE K. NETBURN

#### DESIGN

ALEX H. STILLANO, Director  
ALBERTO BUCCHIANERI, Associate  
ANNA-MARIA EGGER, Assistant  
MURIEL CUTTRELL, Illustration  
J. DYCK FLEDDERUS, Illustration  
JAN WHITE, Consultant

#### EDITORIAL CONSULTANTS

EDWARD LARRABEE BARNES, FAIA  
ROBERT F. HASTINGS, FAIA  
PAUL RUDOLPH, FAIA

#### INDUSTRY CONSULTANT

GEORGE A. CHRISTIE, JR., Economics

#### McGRAW-HILL WORLD NEWS

WALTER A. STANBURY, Director  
20 domestic and  
international news bureaus

#### PUBLISHER

BLAKE HUGHES

#### SALES MANAGER

LOUIS F. KUTSCHER

#### CIRCULATION MANAGER

HUGH S. DONLAN

## THE RECORD REPORTS

### 9 Editorial

Some fresh thinking about  
the old problems of land use

### 33 News in brief


Short items of major national  
interest as well as award-winners  
and announcements.

### 36 News reports

Riverfront development proposed for  
New Orleans. Architects  
charged with indifference about  
fire protection in Senate hearing.

### 41 Buildings in the news

Omni International by Thompson,  
Ventulett and Stainback; Kimbell  
Art Museum by Louis I. Kahn; Albany  
Savings Bank by Feibes & Schmitt;  
Scheie Eye Institute by Vincent Kling &  
Partners; Olmsted Center by Harry  
Weese & Associates; Denver Technologi-  
cal Center by Carl A. Worthington &  
Associates; Cooper Union Foundation  
Building renovation by  
John Hejduk; the Neil Armstrong Air and  
Space Museum (below) by Unihab, Inc.



### 46 Books Received

### 54 Office Notes

## ARCHITECTURAL BUSINESS

### 69 F. W. Dodge construction outlook: 1973

An analysis of the economic setting  
for construction, setting forth  
matters of national policy and  
business reactions, introduces  
this year's annual prognostication  
by the Economics Department,  
McGraw-Hill Information Systems  
Company. In general, the level  
of activity will be about the  
same, but a change in mix will  
shift some of the money to  
non-building activity, while  
the building construction dollars  
will be channeled toward stores,  
factories and hospitals at the  
expense of residential and  
educational building.

### 78 Computerized cost estimating

A giant step toward a usable data  
bank for budgeting and pre-bid  
estimating of some half-dozen  
building types in several  
eastern cities.

### 80 Indexes and indicators

Costs up 5.9 per cent for  
12 months ending September



ARCHITECTURAL RECORD, (Combined with AMERICAN ARCHITECT, ARCHITECTURE and WESTERN ARCHITECT AND ENGINEER) November 1972, Vol. 152, No. 6. Title ® reg. in U.S. Patent Office © copyright 1972 by McGraw-Hill, Inc. All rights reserved. Copyright not claimed on four-color illustrations on the front cover and on pages 96, 106, 110, 123, 125, and 127. Indexed in Reader's Guide to Periodical Literature, Art Index, Applied Science and Technology Index, Engineering Index, and The Architectural Index. Published monthly except May and October when semi-monthly, by McGraw-Hill, Inc.

Quotations on reprints of articles available. Every possible effort will be made to return material submitted for possible publication. EXECUTIVE, EDITORIAL, CIRCULATION AND ADVERTISING OFFICES: 1221 Avenue of the Americas, New York, N.Y. 10020. Other

Editorial Offices: 425 Battery Street, San Francisco, Cal. 94111; 1249 National Press Building, Washington, D.C. 20004. PUBLICATION OFFICE: 1500 Eckington Place, N.E., Washington, D.C. 20002; second class postage paid at Washington, D.C. and at additional mailing offices. OFFICERS OF McGRAW-HILL PUBLICATIONS COMPANY: John R. Emery, president; J. Elton Tuohig, senior vice-president—services; David J. McGrath, group vice president; vice presidents: Ralph Blackburn, circulation; John R. Callahan, editorial; John B. Hoglund, controller; David G. Jensen, manufacturing; Jerome D. Luntz, planning & development; Joseph C. Page, marketing; Robert M. Wilhelmy, finance.

CORPORATION OFFICES: Shelton Fisher, president; Wallace F. Traendly, group president—McGraw-Hill Publications Company; John J. Cooke, senior vice president and secretary; Ralph S. Webb,

**FEATURES**

**95 Harvard's new Graduate School of Design by John Andrews, Architects**

Gund Hall brings together the various design faculties within the university for the first time in fifty years. The interdisciplinary approach is given expression in the building's central studio space which extends through for levels under a sloping clear-span roof. It is the symbol of this important building.

**105 Westinghouse corporate offices**

The spirit of spaciousness and generosity in these Pittsburgh offices, by the Knoll Planning Unit, makes them a symbol of company-wide concern for employee amenity through good design.



Joseph W. Molitor

**109 Houses that evoke a sense of place**

Good design and site relationships are sometimes not enough. These houses go beyond them toward a poetic evocation of intangible environmental qualities.

**BUILDING TYPES STUDY 441**

**121 Resort Hotels**

Sites for resort hotels are chosen for beauty as well as for profitability. How the designer and the developer make initial use of the site is of primary importance in the further development of the area; how they respect an existing situation determines whether a new structure will or will not be compatible in scale and character with what surrounds it. That sensitive site use and profitable operation are not incompatible is shown in seven new projects in the United States and overseas:

**121 Kah-nee-ta Lodge, Warm Springs, Oregon,**

Wolff Zimmer Gunsul Frasca Ritter, architects; Pietro Belluschi, design consultant.

**126 Four hotels for**

**Hyatt International Corporation,** Rader Mileto Associates, architects: Regency Hyatt de Panama, Punta Paitilla, Panama (page 126); Hyatt Ocho Rios, Ocho Rios, Jamaica, W.I. (page 128); Hyatt Athens Hotel, Athens, Greece (page 130); Hyatt Regency Caspian Sea, Chalus, Iran (page 131).

**132 The Floating Village of Simpson Bay Lagoon, St. Martin, Guadeloupe, F.W.I.**

Damaz & Weigle, architects; Jacques Couelle, concept designer.

**134 Waimea Village Inn, Waimea, Hawaii**

Thomas Wells & Associates, architects.

**ARCHITECTURAL ENGINEERING**

**137 A straightforward concrete structure makes it easy for laboratory utilities**

The poured-in-place frame for a new Butler University undergraduate science building eliminates structural impediments in the corridors, freeing the space for pipes and ducts in corridors and into the labs.



Eugene H. Fleming III

**144 Product Reports**

**157 Update**

**187 Personal Business**

**206 Office Literature**

**206 Record Impressions**

**218 Advertising Index**

**220 Classified Advertising**

**221 Reader Service Inquiry Card**

treasurer. SUBSCRIPTIONS: Subscriptions solicited only from architects and engineers. Position, firm connection, and type of firm must be indicated on subscription orders; CHANGE OF ADDRESS or subscription service letters should be forwarded to Fulfillment Manager, ARCHITECTURAL RECORD, P.O. Box 430, Hightstown, N.J. 08520. Provide old and new addresses, zip code or postal zone number. If possible, attach issue address label. Annual subscription prices: U.S., U.S. possessions and Canada: \$8.50 for architects, engineers and other individuals in the fields served, all others \$20.00. Other countries: \$22.00 to architects, engineers; others \$30.00. Single copies \$3.00. UNCONDITIONAL GUARANTEE: Publisher agrees to refund that part of subscription price applying to unfilled part of subscription if service is unsatisfactory.

ASSOCIATED SERVICES/McGraw-Hill Information Systems Co.: Sweet's Catalog Files (Architectural, Light Construction, Interior Design, Industrial Construction, Plant Engineering, Canadian Construction), Dodge Building Cost Services, Dodge Reports and Bulletins, Dodge/SCAN Microfilm Systems, Dodge Management Control Service, Dodge Construction Statistics, Dodge regional construction newspapers (Chicago, Denver, Los Angeles, San Francisco). THIS ISSUE is published in national and separate editions. Additional pages of separate edition numbered or allowed for as follows: Western Section 32-1 through 32-4. POSTMASTER: Please send form 3579 to Fulfillment Manager, ARCHITECTURAL RECORD, P.O. Box 430, Hightstown, N.J. 08520.





Owner: National Airlines. Architect: I. M. Pei & Partners, New York. Building Contractor: John Lowry, Inc., New York. Glazing Contractor: Collyer-Sparks Company, Inc., New York.

## LOF helps National Airlines

There's a lot to see at Kennedy International. And the architects who designed the National Airlines terminal make sure visitors see it all—through suspended clear plate glass.


To support this hanging glass curtain—more glass. Vertical glass mullions that keep the facade of the building light and transparent. Which is in keeping with architects I. M. Pei & Partners concept of the terminal: one of classic simplicity, an anti-

dote to the visual hodge-podge of unrelated structures at the airport.


Suspended glass braced by more glass is a new idea for an airline terminal, where jet blasts and high winds can raise havoc with a design concept.

The architects proved the terminal's "airworthiness" to the New York Port Authority by testing a full-scale mock-up against 140-mph winds. It passed with flying colors.





## enjoy maximum visibility.




We supplied the heavy-duty plate glass for this "glass pavilion," in  $\frac{1}{2}$ ",  $\frac{5}{8}$ ",  $\frac{3}{4}$ " and  $\frac{7}{8}$ " thicknesses. As well as Tuf-flex<sup>®</sup> tempered glass for doorways and high traffic areas. The next time you're at this airport, give National's Sundrome Terminal a longer look. We think it represents an exciting new design concept for architects—and shows how glass walls work under somewhat adverse environmental conditions. Libbey-Owens-Ford Company, Toledo, Ohio 43695.

Making progress  
in architecture



For more data, circle 3 on inquiry card



**the  
modern  
clean way to  
eliminate waste  
problems**  
**we've been doing it longest**

As the inventors, designers and largest manufacturer of pneumatic waste disposal systems; we've made lots of contributions to the environment... sanitary trash and linen collection conveying to collection and disposal equipment. The most valuable contribution of the system is great savings in operating costs, manpower, servicing and space requirements. Whatever your requirements... there



is an ECI Air-Flyte pneumatic waste system to suit the need. ■ Investigate our 63 installations... all successfully producing savings for hospitals, laundries and institutions. ■ We have designed, engineered, built and installed 93% of all pneumatic waste systems in the U.S.A. This proven engineering and manufacturing experience is available to you... See our catalog in Sweet's, Write or call us.

***ECI Air-Flyte Corp. / The Originators***

15 Daniel Road, Fairfield, New Jersey 07006

*Subsidiary of Eastern Cyclone Industries, Inc. | Sales and Service Offices in: Boston • Chicago • Anaheim • Dallas • Atlanta*

*For more data, circle 4 on inquiry card*

## Some fresh thinking about the old problems of land use

One of the most encouraging trends around these days (when encouraging trends are few and far between) is the new and thoughtful interest in developing new and revised methods of land use—especially land use related to housing, a subject which requires a lot more thought and interest than it has been getting if our cities are not to go up in smoke and our suburbs and countryside are not to be sprawled into some kind of mindless mess that will spoil what we have without solving any of our real problems.

Just in the past month I've become aware of three proposals that got my head sitting up at attention, and herewith pass along:

- As reported in *News* last month (October, page 36), the National Endowment for the Arts—probably architecture's greatest champion in the Washington bureaucracy (see also *RECORD*, July editorial)—has announced that it is receiving applications for a new \$500,000 grant program on "City Edges," to sponsor "planning and design studies of problems confronting cities in their treatment of freeways, riverfronts, suburban fringes, or other natural and man-made 'edges of cities.' The unifying theme of 'City Edges' was selected to describe these unique urban features around which the Endowment will focus a major portion of its funds for physical design research for the coming year." With that kind of incentive (that is, a half-million dollar incentive) we should see some exciting land-use proposals for one of the least understood and unhappiest land uses around. You can, by the way, still apply for a grant: though the deadline for completed applications is December 11th. For forms, write Director, Architecture and Environmental Arts, City Edges Program, National Endowment for the Arts, Washington, D.C. 20506.

- The newest issue of *Urban Land*, the excellent and thoughtful publication of the Urban Land Institute, is developed entirely to an excellent and thoughtful article on "Satellite Communities: A Proposal for a New Housing Program," written by Bernard Weissbourd, president of Metropolitan Structures, Inc. of Chicago which has built many major developments including Nuns' Island in Montreal (*RECORD*, mid-May 1970, pages 100-102.)

While this article ranges broadly over problems of migration, pollution, transportation, unemployment, and segregation; in the area of land use Mr. Weissbourd proposes that the Federal government, in cooperation with the states, embark on a land acquisition program for new satellite communities. "Why should we build satellite new communities? Why not consider a low- and moderate-income housing program in suburban locations instead?" Mr. Weissbourd's answer—like the AIA task force report—goes right to the heart of not just land use—but of unemployment, transportation, segregation, and political problems: "The fact is that the present level of resistance to construction of such housing in already established suburban areas is so great that it is unlikely that very much low- and moderate income housing will be built there." The land-use portion of Mr. Weissbourd's program, of course, implies close-to-town new towns—and he argues that current policies and legislation do not provide for these communities in sufficient number, in the most critical locations, or in a manner that will assure desegregation. As to financing, he argues that the money now spent to insure or guarantee loans for private land acquisition should be spent—with the states' contribution—to acquire land; and he argues that "Very little land is required for a satellite new community of 8,000 to

10,000 people. Three thousand dwelling units . . . could be built on only 150 acres . . . An additional 20 acres could easily accommodate a school, a shopping center, and other community facilities. In most metropolitan areas, tracts under 200 acres are relatively easy to assemble . . ."

Mr. Weissbourd figures that even at much lower densities (say 20 persons per acre) only one million acres of land would be needed for satellite communities which could accommodate half of the expected growth in selected metropolitan areas during the next 30 years; and that at \$3,000 per acre, only \$3 billion spent once would be required—"as opposed to the Federal government's annual expenditure, both direct and indirect, of \$10 billion for housing." And I call that an exciting proposal. (You can—and I urge you to do so—get copies of the October issue of *Urban Land* by writing The Urban Land Institute, 1200 Eighteenth Street, N.W., Washington, D.C. 20036. The price is \$1 to ULI members, \$3 for non-members.)

- The third important new land-use proposal comes from Emil Hanslin, who—in the mid-1960s—planned and developed New Seabury, on Cape Cod, which is still the best job of recreation-community planning I've ever seen. Emil's got a new project, a 3500-acre community named Eastman (New Hampshire); and a new concept of land use in open-space communities. Open space is, of course, in residential communities from Eastman, New Hampshire to Los Angeles suburbs and back to the spaces between the towers of New York City public housing, a hot commodity. Everyone's for it. But problems have arisen; problems that have caused more than a few planning and zoning boards to be reluctant to approve "open-space" developments. Problem 1: Who pays taxes on it? The idea of a loose-knit "homeowner's association" being responsible for land makes town officials nervous; innovation and the risk of loss of tax revenues makes them very nervous. Question 2: Who administers it? Here, the track record of homeowners' association is not good; everyone's responsibility is nobody's responsibility. Finally: Who

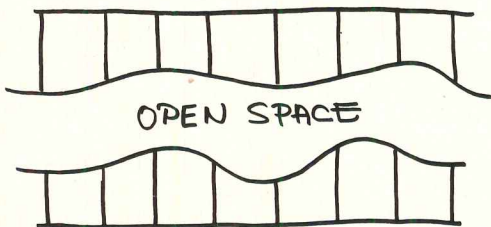


"When we said 'no parallel lines' we didn't mean floors!"

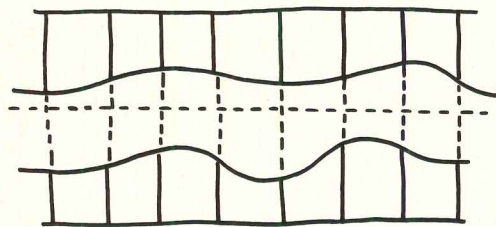
maintains it? Usual answer: no one.

Further, even when a careful planning job is done, there is no guarantee (indeed, little basis for hope) that open space owned by "everyone" will come alive; or will form a real base for community and people-activity.

Emil's scheme—which appears to answer all of the problems and to assure a very high degree of both personal and community interest in use and the maintenance in the open space of the community is called an "open-space grant program." Considerably oversimplified, here's how it works:



Suppose this drawing is a section of an open-space community—where families' lots open onto a linear park or trail area, administered and maintained (to one degree or another) by a homeowners' association.



The alternate being used at Eastman is based on this idea: Suppose each family's lot lines were extended (as shown dotted) to the center of the park or open-space area. And suppose each lot owner understood that the whole linear park was his to enjoy—as in a conventional open-space scheme—but that he retained a special interest in the part of the open space outlined by the dotted lines at the rear of his property.

Specifically, at Eastman, each owner buys

his lot with a unique string attached: He is required to *give back* part of the land he has just bought to the community. The owner gives back the dotted portion of "his lot" for open space; but—and this is important—keeps "the right of husbandry." This means that the owner has the right to insure that his small piece of the total open space is well used, and is not abused. As Emil puts it: "A man can say, 'I know that land out there is for all of the people to enjoy, but I also know that it really is *my* land that I've agreed to deed for the common good. What's more, I can make life miserable for anyone who messes up my piece of that open space.'"

There's another kicker: According to the terms of each lot-owner's open space grant, he can—within some restrictions—use the "dotted" segment of his lot. He can, for instance, with the permission of "the association"—his neighbors—build a stable for his horse (or perhaps a stable for his horse and his neighbor's horses). He can build a greenhouse, or a tennis court. Of course, there are constraints. A man's stable cannot be so domineering—either as a building or an activity—that it defeats the public benefits of the open space program. A man could probably build a tennis court, but probably could not light it for night play.

This open-space grant program appears to be a first—perhaps to some a revolutionary blurring of the traditional concepts of private and public space. So it deserves to be said that it is being implemented by a development corporation—Controlled Environment, Inc.—which is comprised of Dartmouth College, the Society for the Protection of New Hampshire Forests, the Manchester Bank, and a New Hampshire insurance company; which had to be a fairly conservative client for Emil Hanslin Associates.

It also deserves to be said that, in 15 months, about a third of the sites at Eastman were sold at what was really a predevelopment stage.

Eastman is, to be sure, a special case. Large lots are involved. It's a resort area, far

from urban crowding and urban problems. It is not a criticism to say that at Eastman the open-space grant program does not direct itself to truly public open space, much less the kind of open space most needed in this country—open space accessible and available to the urban poor. But . . .

Is there some way this concept could be developed or redeveloped to solve problems of creating truly public open space?

Can this technique be adapted for other development—not just for development of prime resort land around a lovely New Hampshire lake surrounded by ski-able mountains?

Hanslin invited a group of journalists and other concerned professionals to New Hampshire to ask those questions: "If the open-space grant concept is a good concept at Eastman [where it clearly is], can it be broadly applied? . . . What are the portents of it being broadly applied? . . . How could the incentives for sharing [for breaking down the sharp division of private and public land use] be linked to the national environmental concern?"

What Emil Hanslin is thinking about is: Could a lot of private programs be made to work around the country to create public parks or recreation spaces or greenbelts at no public expense? Could it work in reverse? Could pieces of public land be sold to private owners if they granted most of their land to public use? But primarily—cannot this idea be applied to permit more and more use of private land for public enjoyment; within limits acceptable (or better, appealing) to the private owner? I certainly don't know; but it surely is an idea that deserves a lot more study.

So . . . three new concepts for land use. And, to me, all three seem well related to the AIA's thrust through the Task Force on National Policy. I for one am excited at the apparent acceleration in thinking about land use, for if we do not find better ways to plan the best use of land, our land will continue to be "planned" by the process of land speculation—of which we have really had quite enough.

—Walter F. Wagner Jr.



**We've  
carpeted  
more hospitals  
than anyone  
else.**

**We've got a  
system.**

Since we invented the Medicarpet System, we've put it in one hospital after another. There's a reason. We know what hospitals need.

**One of the most important needs is fire safety, and we have a wide range of Medicarpets that meet all government requirements.**

Among the benefits for Medicarpeted hospitals are: Maintenance costs reduced by 33% or more. Improved floor safety (reflected in insurance rates, too). Up to 40% noise reduction. From 50% to 70% less airborne bacteria.

In addition to knowing what hospitals need, we know how to fill these needs, including the ability to plan a comprehensive maintenance program. We even have our own line of heavy duty maintenance chemicals.

Medicarpet is made of commercially engineered Anso nylon, densely packed for maximum wear resistance. The hard-wearing surface stands up to the toughest traffic, and provides a barrier to soil and spills. It's available with built-in, fire-retardant B. F. Goodrich sponge rubber cushioning and has an integral static control system. Installation is guaranteed.

Everything about CCC's Medicarpet System is designed to satisfy the hospital's patients, personnel and administration. What's more, we can prove it. Use the coupon below, or look us up in the yellow pages.



**CCC Commercial Carpet Corp.**  
10 W. 33 St., New York, N.Y. 10001 AR-11

**Attention: Mr. Walter Brooks**

- Please have your representative call.
- Please send brochure.
- Send maintenance chemicals information.

Name: \_\_\_\_\_

Title: \_\_\_\_\_ Phone: \_\_\_\_\_

Organization: \_\_\_\_\_

Address: \_\_\_\_\_

City: \_\_\_\_\_

State: \_\_\_\_\_ Zip: \_\_\_\_\_

For more data, circle 5 on inquiry card

A photograph of several lit incense burners with glowing flames against a dark background. The burners are made of dark material, possibly wood or metal, and have a rounded, bulbous shape. The flames are bright yellow and orange, creating a warm, glowing effect. The background is dark, making the light from the burners stand out. The text "Man does not" is overlaid on the image in a white, serif font.

**Man does not**



# live by lumens alone.

GTE Sylvania makes all kinds of decorative lamps.

Plump, clear-glass globes. Silver globes. Golden globes.

Shapes like flames and old-fashioned lamp chimneys.

Bulbs that flicker and quiver.

Colors that rival the sky, the grass, the sunset, the rainbow, the wings of butterflies.

Fun lamps, mod lamps, mood lamps.

Lamps that throw a splash of light or color across a room: spots, beams, floods of color.

Arrange them in clusters, rows, arcs, circles, cascades, constellations, galaxies.

Put them in elegant fixtures.

Use them as elegant fixtures.

Lighting for lumens is bread-and-butter lighting.

But sometimes man needs cake.

See them at your nearest lighting fixture showroom. For details, call your GTE Sylvania representative or independent electrical distributor. Or write to Sylvania Lighting Center, Danvers, Mass. 01923.

**GTE SYLVANIA**

*For more data, circle 6 on inquiry card*





## Ceco steel doors are beautiful in style and function

*Ceco products and services include: Steel doors, frames and hardware, overhead doors, concrete forming, reinforcing bars, steel joists, metal building components, metal lath, concrete pipe and prestressed concrete sections.*





Ceco steel doors, frames and hardware make a beautiful fit in any décor. They meet every functional need. Use them as a "package" to accent your design. Ceco doors and frames are prepared for simple erection in minutes. And both are prepared for quick and solid attachment of hardware. Ceco doors and frames are tough and stable—won't warp, swell, shrink or rot. You gain the advantages of durability and trouble-free performance. Our Colorstyle doors have factory-baked quality finishes, kept fresh in poly bags. So specify Ceco's economical door-frame-hardware "package." It's beautiful. See Sweet's, consult your local Ceco office or write:



## **CECO** steel doors

*The Ceco Corporation • 5601 West 26th Street • Chicago, Illinois 60650*

*For more data, circle 7 on inquiry card*

# Robertson's Frank Dane knows his territory from Boston to Kuwait.

## Kuwait?



You read it right. Frank Dane is the Robertson man in Boston; however, he has just finished four years' work on Shuaiba South, an electrical power and de-salination project in Kuwait. With an American consulting engineer, Chas. T. Main International, Inc.; a Japanese contractor, Taisei Construction Co.; subcontractors from Greece and Lebanon, and laborers from Pakistan, this installation presented Frank with unusual challenges. With the help of Robertson's agent in Kuwait, Abdul Aziz Alghanim, he overcame differences in language, local "standard" building design and opinion. Assisted by Robertson's Alan Tompkins in Beirut,

and on-site supervision by Robertson's Dean Keys of Pittsburgh, Frank coupled the efforts of production, packaging and engineering specialists in several Robertson plants, and contracted for an installation that went into place in a uniquely unproblematic way. The parties involved in this project counted on one man—Frank Dane—to attend to all aspects of Robertson's contract for roof, wall and floor systems. In your town, there's a Robertson man—like Frank Dane—who's ready to help. With plants and offices in 60 countries, Robertson men have a world-wide network of experienced specialists to call upon for help in

solving problems. Call your local Robertson man. He will demonstrate our ability to take "single responsibility" for the product design, engineering, manufacture, shipment, and installation of our walls, floors, roofs, and ventilation systems. One supplier. One contract. Your Robertson man is the man to see. His territory is world-wide, but he is a local call away. We have prepared an interesting, in-depth Project Profile on the Kuwait project. For your copy, or for more information on Robertson's international capabilities, write Dept. 7203, H.H. Robertson Company, Two Gateway Center, Pittsburgh, Pennsylvania 15222.

**Robertson**

For more data, circle 8 on inquiry card

# RENAISSANCE™

## The new, antique look in paneling.

Introducing Renaissance™ hardwood plywood wall paneling from Georgia-Pacific. It comes in six warm shades of real hardwood face veneer, each flecked and shadowed. With a finish that looks handrubbed. Renaissance paneling. A new old-fashioned look, at old-fashioned prices.

For more information, just contact your G-P representative. Or, if you'd like a free 12" x 6" paneling sample of new Renaissance, wire a Night Letter collect: Georgia-Pacific, Instant Sample MA, Portland, Oregon 97204.

**Georgia-Pacific**

Portland, Oregon 97204

*For more data, circle 9 on inquiry card*




**Westinghouse  
has 4,987 Service Technicians  
trained to service  
water coolers  
any place in the nation**



Actually, they don't get many calls for water cooler service, but if a user ever has a problem, it's nice to know that a Westinghouse refrigeration expert is available to keep things flowing. And it's also reassuring to know that Westinghouse Nationwide Sure Service includes both parts and labor at no charge for one full year. A reliable water cooler that's easy to install . . . backed by service you can count on anywhere in the country. That's the kind of water cooler you can specify and forget about . . . because your customers won't be coming back to you with problems.

Westinghouse Water Coolers,  
Columbus, Ohio 43228


Contact your nearest Westinghouse Distributor for complete information




Floor Models



Wall-Mounts



Semi-Recessed



Totally Recessed

You can be sure . . . if it's Westinghouse



For more data, circle 10 on inquiry card

# Bally belongs.

In mass feeding for patients  
on health care fare

Bally Prefabs set the standard  
for Walk-In Refrigeration



Bally Walk-In Coolers and Freezers belong everywhere mass feeding takes place. They can be assembled in any size for indoor or outdoor use from standard panels insulated with four inches of foamed-in-place urethane, UL 25 low flame spread rated. Choice of stainless steel, aluminum or galvanized. Easy to enlarge . . . easy to relocate. Refrigeration system from 35°F. cooling to minus 40°F. freezing. Subject to fast depreciation and investment tax credit. (Ask your accountant.) Write for 28-page book and urethane sample. **Bally Case and Cooler, Inc., Bally, Pennsylvania 19503.**



© 1972, ALL RIGHTS RESERVED.

ADDRESS ALL CORRESPONDENCE TO DEPT. AR-11

For more data, circle 11 on inquiry card

# If granite is strictly for building exteriors, why didn't someone tell Union Bank, San Francisco?

There are those that hold that *the* place for granite is the outside wall for that big, monumental building that comes along once every century. But the building owner and the management of the Union Bank of San Francisco and their architects had other ideas. They liked the warm, natural colors of granite. They were aware of how polished granite resists weather, stains and all types of traffic as no other building material is capable. They knew it requires virtually no maintenance. Doesn't fade or deteriorate. And that it would fit into their plans on a cost-in-place basis. So it was employed. On the plaza to cradle a fountain and pool. As exterior furniture. Inside it was used as facing for walls on the first floor, in heavy traffic areas. Focal points that at once blend and accent. Warm. Lasting. Beautiful.

Information on the wide variety of rich granite colors and new fabrication techniques is yours for the asking. Also information on flooring, paving and other "points-of-distinction" applications. Talk to our Customer Service Department (612-685-3621). See us in Sweet's Catalog No. 4.1/60.

For more data, circle 12 on inquiry card



#### *subsidiaries:*

*Lake Placid Granite Company  
Jay, New York*

*Texas Granite Corporation  
Marble Falls, Texas*

*Raymond Granite Company  
Raymond, California*

*Cold Spring Granite (Canada) Ltd.  
Lac Du Bonnet, Manitoba*

*over 20 producing quarries*

Union Bank Building  
50 California Street  
San Francisco

Owner:

West Coast Life Insurance Co.

Architects:

Exterior and lobby  
Welton Becket and Associates

Bank interior  
Anthony Heinsbergen and Company

General Contractor:  
Haas and Haynie Corporation






RESTAURANT  
10/28

# GE's new High Efficiency PTAC Zoneline™ Unit.

**It can save your clients up to 21% on cooling bills over the standard Zoneline.**



Through the use of over-sized Spine Fin™ heat transfer surfaces and an efficient GE rotary compressor, we have "fine-tuned" all the components of the total refrigeration system for maximum efficiency.

This, of course, helps to save energy and reduce operating costs throughout the full cooling season as well as reducing energy requirements

during the peak cooling periods.

So when you're specifying your next building with packaged terminal air conditioners, take advantage of the new General Electric High Efficiency Zoneline Unit. It's rugged and dependable too.

Just call your local GE Contract Air Conditioning Representative for more information.

GENERAL  ELECTRIC

*For more data, circle 13 on inquiry card*



# Collector's Item



*Ronde. A boldly beautiful mood  
for today. A treasure for tomorrow.  
Enduring design in the Russwin  
tradition. Russwin, Division of Emhart  
Corporation, Berlin, Connecticut 06037.  
In Canada – Russwin, Division of  
International Hardware.*



*The Collector's Series by Russwin*

For more data, circle 14 on inquiry card

# The low-down on glue-down!

**"Jute is the key to successful glue-down, we have found from long experience."**

...says Gary Feverston (standing), sales manager, Don Mendenhall's CarpeTalk, Dayton

## Double Jute-backed carpet glued down in H.E.W. \*facility

Don Mendenhall's CarpeTalk met rigid standards with this H. E. W. installation. Double Jute-backed carpet adhered directly to subfloor without attached or separate pad passed all tests with flying colors.

Initial cost was lower than other carpet systems. Easy mobility for wheels and casters was gained, with no pads under secretarial chairs. Overall adhesion ruled out split seams and "bubbling." Carpet's advantages in sound absorption, maintenance savings, aesthetics, insulation, comfort underfoot and improved morale were preserved.

Mr. Feverston stressed that "Jute is the key" for these and other reasons:

- Jute's mesh weave and fibrous composition accept and retain adhesive, for secure bond to subfloor or previously installed hard-surface flooring.
- Jute is over twice as thick as other no-pad back-

ings. Cracks in old flooring aren't felt underfoot or outlined. Area for sealing seam edges is double.

- Unmatched dimension stability, vital with floor cut-outs.
- Carpet comes up cleanly, intact for re-installation.
- Helps carpets otherwise qualified meet fire safety codes.
- When carpet is rolled out, some floor adhesive penetrates the Jute mesh to the primary backing, for additional tuft bind and protection against delamination.
- For "stretch" installation in selected areas, jute hooks permanently taut on tackless gripper pins.

**Write for free architectural guide specification and editorial report**

\*In new Montgomery County Administration Building in Dayton. Architects: Brown & Head, Dayton; Edward Durell Stone, New York


**JUTE CARPET  
BACKING COUNCIL**  
25 Broadway, New York, NY 10004

American Industries, Inc. • BMT Commodity Corp. • C. G. Trading Corp. • Cosmic International, Inc. • Delca International Corp. • Dennard & Pritchard Co., Ltd. • A. de Swaan, Inc. • Robert F. Fitzpatrick & Co. • Gillespie & Co. of N. Y., Inc. • Hanson & Orth, Inc. • O. G. Innes Corp. • Jute Industries Div., Sidlaw Industries, Inc. • Lou Meltzer Co. • William E. Peck & Co. of N. Y., Inc. • R. L. Pritchard & Co. • Revonah Spinning Mills • Stein, Hall & Co., Inc. • White Lamb Finlay Inc. • Willcox Enterprises, Inc.

*For more data, circle 15 on inquiry card*

# Great ideas in inner space with Westinghouse ASD Group

**Plan to cut  
future renovation costs  
with flexible new offices  
that grow and change  
with the company.**



Florida Power Corporation, St. Petersburg, Fla.

Florida Power Corporation wanted a system of efficient work stations that would blend in beautifully with their brand-new corporate headquarters. One major requirement—the system would have to be just as functional tomorrow as it is today. They chose Westinghouse ASD Group. Florida Power Corporation's offices will adapt easily and inexpensively to meet the company's changing needs.

Not only can these new offices be altered to accommodate new personnel and new job functions, they can be easily changed to reflect the newest ideas in office comfort, convenience, and esthetics.

Best of all, all the office renovations that are sure to come can be accomplished without alteration of lighting and air conditioning and without expensive work disruptions.

**Put more space  
into less space.**



The College of St. Rose, Albany, N.Y.

The Education Department of the College of St. Rose appeared to be losing the office-space race. Many instructors were faced with the prospect of either sharing space in a common "pool" of desks, or seeking accommodations elsewhere in the college. The cost of new construction was deemed prohibitive, and the only space available for renovation was one 45' x 25' community room.

With Westinghouse ASD Group, planners were able to create 15 offices—with an average of 75 square feet per office—and a feeling of spaciousness that far exceeds the actual space.

Thanks to Westinghouse ASD Group, the Education Department staff is working closely together, but with more privacy than ever before.

**Create a new  
work environment  
that pleases all of the people  
all of the time.**



Westinghouse Design Center, Pittsburgh, Pa.

The Westinghouse Design Center is a team of creative individuals who have definite ideas about how their offices should look and function. They're also quite a challenge for office planners. The answer was Westinghouse ASD Group.

Design Center personnel chose their own work surfaces, files, cabinets, shelves, drawing boards, wardrobes, tackboards, chalkboards, and accessories. They were able to arrange them to suit their personal work habits, because components can be hung at any height for any number of standup or sitdown work options. And they further personalized their offices by selecting from a wide variety of color combinations and patterns.

Today, the Westinghouse Design Center is working proof that an open office system can be totally functional, highly efficient, and esthetically beautiful. All at the same time.

Whether you're considering new construction or a renovation, look into Westinghouse ASD Group. Your new office system could be the next great idea in inner space.

Complete information is available by contacting Westinghouse, Architectural Systems Department, 4300 36th Street, S.E., Grand Rapids, Michigan 49508. Or by calling 616 949-1050. You can be sure if it's Westinghouse.




For more data, circle 16 on inquiry card

In 1958 they sealed the old Atlantic Richfield headquarters with LP<sup>®</sup> polysulfide polymer.



In 1971 they demanded that the new Atlantic Richfield headquarters be sealed with LP<sup>®</sup> polysulfide polymer.



It always makes sense to ride a winner.

Case in point: the spanking new Atlantic Richfield Plaza whose designers and builders specified that it be waterproofed with a sealant based on Thiokol's LP<sup>®</sup> polysulfide polymer.

The reason for their decision? A polysulfide-based sealant has proven to be a winner. In fact, it has been doing just that for the past 14 years at Atlantic Richfield's former headquarters building nearby in downtown Los Angeles.

The choice, then, was both obvious and logical. Why not go with a sealant that had successfully withstood years of punishment in an environment that often contains more than its share of corrosive pollutants?

But, at Thiokol we don't rest on past accomplishments alone. Granted, sealants based



on our polymer have performed flawlessly for more than 20 years. Yet that doesn't stop us from continuing a Seal of Security Program which aims to see that they'll last even longer in the future.

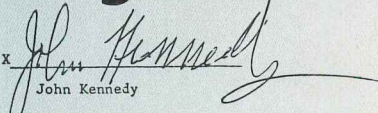
So ride with a winner. Specify a sealant based on Thiokol's polysulfide polymer. It won't let you down over the long haul.

For more information, including detailed comparisons between sealants based on Thiokol's LP<sup>®</sup> polysulfide and eight other kinds of sealants, write: Dan Petrino, Thiokol Chemical Corporation, P.O. Box 1296, Trenton, N.J. 08607.

*Thiokol*

For more data, circle 17 on inquiry card

# "Leisure World<sup>®</sup> wanted a quality faucet that needed a minimum of maintenance. So I got them 50,000 Delta faucets!"

x   
John Kennedy

Kennedy Mechanical Contractors

Leisure World is just that. A beautiful retirement community in California that's become a new living concept in America. And for the maintenance crew and the plumbing contractor, it's even more of a leisure world. Because during the 7-year history of Leisure World, they've hardly had to repair or replace any of the community's 50,000 Delta faucets.


But beside its great maintenance record, Delta single handle faucets were chosen because of their ease of operation. And because they look as good as they work.

As John Kennedy said, "Seven years ago when Ross Cortese, the developer of Leisure World, awarded me the project, he said he wanted a Class A job. And with Delta faucets that's just what he got."

We can tell you even more about the full line of trouble-free Delta faucets. Just write Delta Faucet Co., a Division of Masco Corporation, Greensburg, Indiana 47240.

## **Delta Faucets. They're washerless.**

"Leisure World is a registered trademark of the Rossmoor Corporation."




For more data, circle 18 on inquiry card



## The adaptable acousticals.

Celotex acoustical ceiling products and systems. Adaptable enough to meet design requirements of imaginative architects. Choose from an almost endless variety of tile and panel textures and patterns...from bold to subtle design effects. Select from a wide range of performance





requirements . . . NRC's to .90 . . . UL time-rated design assemblies of 1, 2 and 3 hours . . . plus Vari-Tec\* luminaire lighting units with optional air-handling systems as well as acoustical control benefits. Celotex ceiling systems are created with you in mind.

Isn't it time you adopted our adaptables?

**Celotex\***  
BUILDING PRODUCTS

**Celotex understands the man who builds.**

THE CELOTEX CORPORATION / TAMPA, FLORIDA 33622  
SUBSIDIARY OF JIM WALTER CORPORATION

*For more data, circle 19 on inquiry card*

\*TRADEMARK




# USS Cor-Ten+fluid-filled



In California, two separate architectural firms decided on boldly exposed USS COR-TEN Steel exteriors for two neighboring rental complexes in Newport Beach.

In order to retain the visual honesty of bare steel, conventional fire protection techniques were rejected, and both firms arrived at a solution that is gaining increased application across the country. The solution was hollow, fluid-filled columns of bare USS COR-TEN steel. Briefly, here is how the system works.



**Michelson Plaza:** A bold exterior and column-free first floor were two of the prime objectives for this four-story office building. Both were achieved by the use of bare fluid-filled USS COR-TEN Steel box columns and roof girders, and by suspension of the upper three floors. The girders are also filled with fluid and represent the first use of the internal fire-protection technique in a horizontal plane.

**Owner:** Michelson Associates, Newport Beach, Calif. **Architect:** Riley & Bissel, Newport Beach. **Structural Engineer:** Robert Lawson, Newport Beach. **Contractor:** B. H. Miller Construction Co., Newport Beach.



# columns=fire protection.



Should the columns be exposed to flame, the fluid inside the columns absorbs the heat, and convection currents circulate the water solution within the closed-loop system. Heated fluid rises and cooler solution replaces it, literally giving heat the run-around.

For information on fluid-filled columns or USS COR-TEN Steel, contact a USS Construction Representative through your nearest USS Sales Office or write United States Steel, Dept. 7566, Box 86, Pittsburgh, Pa. 15230.

USS and COR-TEN are registered trademarks



**Airport Business Center:** This handsome, four-building complex comprises two four-story office buildings and two one-story branch banks. All exterior steel is bare USS COR-TEN Steel, complemented by bronzed-tinted glazing. Perimeter columns of all four structures are 6-inch x 4-inch hollow structural tubes. Columns in the two larger buildings are fluid-filled.

**Owner:** The Irvine Co., Irvine, Calif. **Architects:** Craig Ellwood Associates/James Tyler and Robert Bacon, Los Angeles. **Structural Engineer:** Norman-Epstein, Los Angeles. **Mechanical Engineer:** (Liquid-filled column system design) Paul S. Bennett, Los Angeles. **General Contractor:** J. B. Allen & Co., Anaheim. **Fabricator/Erector:** Lee & Daniel, Azusa.

 **Cor-Ten Steel**

For more data, circle 20 on inquiry card

# What impact will the computer have on the management environment?

Plenty. It is now possible to produce full-color charts instantly from the computer for group viewing by management or the Board of Directors. Typical are the computer-generated charts shown below, produced by IMI for regular use by a major bank for asset and liability management. Such charts eliminate complex and bulky paperwork, shorten meeting times, and significantly improve management's understanding of critical relationships and trends.

The digital control station, TouchTronic™, an advanced IMI systems product, permits any manager to select and display charts in any desired sequence rapidly and accurately. The result: a new kind of management environment geared to the dynamic information needs of tomorrow.

IMI Management Communications Centers are produced through the teamwork of the architect and our

management communications specialists. We provide a turn-key service for architects and interior planners:

- Requirements development
- Technical planning & engineering
- Hardware specifications
- Systems fabrication
- Installation & training
- Systems warranty & service

The benefit to the architect is one-source professional coordination through all phases of planning and implementation.

The benefit to the client is the most effective mating of these advanced systems to his unique communications needs, with full consideration for all architectural and aesthetic values.

Call us for a visual presentation of the projects we've completed, or write for our Photo Reference Book on *Management Communications Centers and Display and Multi-Media Systems*.

™ - TouchTronic is the trademark of IMI



**Information Management International**  
corporation

425 Park Avenue, New York, New York 10022 (212) 421-1100



For more data, circle 21 on inquiry card

## News in brief

**The Architect/Engineer Selection Bill, sponsored by Rep. Jack Brooks (D., Tex.) has been signed into law,** granting legislative status to the traditional means of procuring architectural and engineering services for the Federal government. The bill instructs government agencies to select architects and engineers on the basis of their competence at a negotiated fee, eliminating the requirement of competitive bidding.

**The F. W. Dodge Construction Outlook for 1973 predicts same volume of construction as last year, but a different mix.** According to George A. Christie, vice president and chief economist of McGraw-Hill Information Systems Company, who prepares the forecast, the seasonally-adjusted Dodge Index (1967 = 100) will be holding steady at 160 next year; residential building will decrease about 10 per cent to \$38.7 billion, but this loss will be offset by a non-residential building increase of eight per cent, led by big increases in industrial construction, stores, shopping centers, and utility construction. Nonbuilding construction will be up 12 per cent. For details, see BPEC story on page 36; and the complete Forecast on page 69.

**Omnibus housing bill was killed in the House Rules Committee.** By a vote of 9-5, the Committee deferred action on the 322-page housing and urban development bill of 1972. Congress then passed simple temporary extensions for essential programs. More details on page 37.

**HUD will spend about \$7.1 million on research and development in current fiscal year,** on 45 new and continuing contracts. Some of the most intriguing: a contract for identifying ways to transfer space, defense, and atomic energy technology to housing; a look at packaged home sewage-treatment systems; continuing optimum-value-engineered systems and components; the development of early-warning fire-alarm devices; use of polymer concrete in single-family housing.

**GSA changes HVAC specs on some large projects.** The Public Building Service has developed new guides for open-plan interior spaces involving acoustics, lighting, and air conditioning. Goal is more successful acoustical environment in open office space. See page 37 for more details.

**The Commission on Chicago Historical and Architectural Landmarks** voted September 11 to proceed toward designation of the Marquette Building at 140 S. Dearborn as a Chicago Landmark. A full study of the building, built in 1895 by William Holabird and Martin Roche, was called for now that the structure has become a "threatened building" due to redevelopment. The 17-story Marquette is considered an excellent example of the Chicago School.



**The American Institute of Planners has named John R. Joyner** as its new Executive Director. Mr. Joyner comes to the Institute from the National League of Cities/U.S. Conference of Mayors where he was Deputy Director of Urban Services. The 7,000-member Institute of Planners is the national professional society of urban and regional planners.

**Rex Whitaker Allen, San Francisco architect, and past president of the AIA,** was the American Institute of Architects representative at the Second International Conference on Architectural Registration in Dubrovnik, Yugoslavia in October.

**A competition to select the design and architect for a \$3 million senior citizen housing complex** is open to more than 3,200 members of the New York State Association of Architects. Believed to be the first competition of this kind sponsored by an association of the American Institute of Architects, the project is slated for construction in downtown Utica, New York. Results of the competition will be announced in March 1973. Cash awards will be given to the second and third place winners, with a cash award and the contract going to the first prize winner. An information manual is available from the New York State Association of Architects, 441 Lexington Ave., New York, N.Y. 10017. Phone (212) 697-8866.

**Following closely an American Institute of Architects Award** presented to Rochester Institute of Technology in May, New York's highest award for architecture was presented to RIT by the New York State Association of Architects at its October convention in Rochester. It will be the first year for the award to be presented annually for excellence in design of related buildings. Coordinating architect for the project was Lawrence B. Anderson of Anderson, Beckwith and Haible of Boston, who with Dan Kiley, landscape architect, recruited the following architects: Edward Larrabee Barnes, Kevin Roche and John Dinkeloo, Hugh Stubbins, and Harry M. Weese for respective buildings on the campus.


Handwritten text in a circular arrangement, consisting of approximately 10 lines of illegible characters.



For commercial/industrial data, circle 26 on inquiry card  
 For residential data, circle 27 on inquiry card

**Raynor offers you over 1,733 choices in garage doors.  
 Residential, Commercial and Industrial.**

In every popular garage door style, size and material ... and in a price range to match your budget. Ribbed steel ... Flush steel ... Insulated steel ... Aluminum ... Fiberglass ... Paneled wood ... Hollow-core flush wood ... Rolling steel doors ... Fire curtain doors ... Aircraft hangar doors ... Service station doors ... *whew!* *The point is,* we can offer the doors you need to attractively and securely close *any opening*. And we back up every Raynor overhead-type door with a *registration number permanently recorded on data film* for positive identification and quick replacement of any damaged parts ... today, tomorrow or twenty years from now. Send for one of our handy garage door reference guides to get all the specifications. Raynor ... we build better doors.



Check the handy garage door reference guide you'd like to receive, and mail to:

**RAYNOR MANUFACTURING COMPANY  
 DEPT. AR DIXON, ILLINOIS 61021**

- Residential garage door guide
- Commercial/Industrial garage door guide

Name \_\_\_\_\_  
 Title \_\_\_\_\_  
 Firm \_\_\_\_\_  
 Address \_\_\_\_\_  
 City \_\_\_\_\_ State \_\_\_\_\_ Zip \_\_\_\_\_





1




2



3



4



Arthur Lavine

**BPEC MEETING DRAWS INDUSTRY EXECUTIVES TO WASHINGTON**

The 33rd Building Products Executive Conference, sponsored by McGraw-Hill Information Systems Company, drew a top-level audience of construction-industry executives to Washington. Featured speakers included Deputy Treasury Secretary Charles Walker, Russell Train, chairman of the Council on Environmental Quality (1), Price Commissioner J. Wilson Newman, HUD Deputy Secretary Clifford Graves, Robert Georgine of AFL-CIO's Building and Construction Trades Department, Roger Blough of the Construction Users Anti-Inflation Roundtable, John R. Baldwin, president of Producers' Council, and (2) AIA's Archibald Rogers. Program chairman was Wallace F. Traendly (3), group president of McGraw-Hill Publications Company and McGraw-Hill Information Systems Company. George Christie (4), vice president and chief economist of McGraw-Hill Information Systems Company delivered his 1973 F. W. Dodge Construction Outlook in the final presentation of the day. A detailed article on the forecast begins on page 69. In brief:

Contracting for new construction work in 1973 will total \$88.5 billion, the same as the record level expected this year, but will have a significantly different makeup. Christie says that residential building will come off its two-year boom, setting back about 10 per cent, to a contract value of \$38.7 billion. The offsetting stimulus will come from the much-improved business climate, which will have a major impact on industrial construction, stores, shopping centers, and electric power facilities.

**ARCHITECTS AND ENGINEERS: SOME NEW LEGAL DEFINITIONS**

The Alabama State Supreme Court has written further legal history concerning the old question of professional boundaries in architecture and engineering. A registered engineer, Edward A. Jones, Jr., was accused by the Alabama State Board for Registration of

Architects of representing himself as an architect. He claimed he had not done that, although he had prepared architectural plans.

The lengthy court opinion said the difference in practice between architects and engineers is "... to a large degree esoteric. Cross examination, we think, showed that the function of the two professions so overlap that neither can be satisfactorily defined in a way to draw a clear line of demarcation between the two. Certainly our statutes do not do so." The Supreme Court found that statements by expert witnesses clearly expressed their personal opinions and were not related to statutory provisions. The question was confused by present Alabama statute definitions, which state that "architects may practice engineering and professional engineers may practice architecture if the practice of the allied profession is incidental to the practice of the profession for which the practitioner has been registered." The architectural registration board had argued that since the law recognized architecture and engineering as distinct professions by separate statutory reference, "this recognition cannot be destroyed because each may practice the other if incidental to the practice of one."

But the courts did not see it this way and ruled against the state board. The acts of Jones were held to be within the "allowable scope" of his practice of engineering.

**MASS TRANSIT VS. NEW ROADS: BETWEEN ROUNDS ON CAPITOL HILL**

Whether to pave more of the country or divert some of that money to mass transit: that is still the question in Washington as the ninety-second Congress adjourned without deciding the battle for either side.

The fight erupted last March when Transportation Secretary John A. Volpe proposed that urban areas be allowed to use their shares of the Highway Trust Fund to buy buses and build commuter rail systems.

Now with the Interstate System nearly complete, the idea to tap the fund for mass transit has gained in popularity with many Administration officials, but not with powerful highway proponents in the House Public Works Committee and contractor groups.

Unable to get a transit provision added to this year's trust fund bill, Administration forces managed to have the entire bill killed by requesting Republicans to not answer the call for a quorum on the House floor.

Forced to adjourn without a vote, Congress must again take up a highway bill next year. At that time mass transit advocates believe the highway groups—in order to get some money for roads—will be willing to accept a bill that will let the trust fund be tapped for mass transit.

Incidentally, the Department of Transportation has funded a \$4 million research program to involve the nation's universities in solution of transportation problems. DOT estimates the recent TRANSPRO '72 show at Dulles Airport will eventually generate \$200 million in sales of equipment shown.

**ARCHITECTS UNDER FIRE FROM FIRE PREVENTION COMMISSION**

Richard E. Bland, chairman of the National Commission on Fire Prevention and Control has said that architects, with rare exception, are unconcerned about designing for fire protection. He described them as being "largely indifferent to providing a satisfactory level of protection for life safety in buildings either through ignorance or for economic considerations."

His testimony came before a special committee session convened by Chairman Warren G. Magnuson (D-Wash.), to hear of the group's progress and to begin planning a comprehensive prevention and control program for the 93rd Congress which convenes in January. Bland said to the committee: "Most architects find it easier and more acceptable to clients

to design to the minimal life safety standards of the building codes. Existing codes need concentrated review for applicable engineering principles and to assure allowance for cost trade-offs that recognize a safe total building design.

In turn, building owners and occupants see fire either as something which will never happen to them or as a risk which they can tolerate because fire prevention measures are costly. Physiological researchers and product engineers are largely unaware of the toxicological effects of products when consumed in a fire."


Bland said his Commission's study so far has convinced the members that capabilities exist to bring about a significant reduction in life and property losses. The Commission may recommend that a high Federal office be established to provide a national fire-safety clearing house.

**5 DUBUFFET SCULPTURE UNVEILED ON CHASE MANHATTAN PLAZA**

A monumental, 42-foot high sculpture, "Group of Four Trees," by Jean Dubuffet was recently installed at 1 Chase Manhattan Plaza in New York, provided by David Rockefeller to mark his 25th anniversary on Wall Street.

It is M. Dubuffet's largest outdoor work and weighs 25 tons. The construction is layers of fiberglass and aluminum and plastic, over a substructure of heavy steel.

The sculpture's installation climaxes more than a decade's search for the large public sculpture on the plaza, called for in Skidmore, Owings and Merrill's original design of the Chase Manhattan headquarters



6



7

6  
**RIVERFRONT DEVELOPMENT  
 PROPOSED FOR NEW ORLEANS**

A 23-acre development on the Mississippi River near downtown New Orleans—adjacent to the International Trade Mart—is in the initial phase with the architectural firms of Neuhaus and Taylor and Hellmuth, Obata & Kassabaum in charge of development of a master plan. Henry C. Beck Company has been named construction manager.

The first phase is expected to include a 1,200-room hotel, condominiums and a major retail complex. Cost of the total project is estimated at \$150 million.

**GSA SETS NEW PERFORMANCE  
 SPECS FOR INTERIOR,  
 OPEN-PLAN SPACES**

A new biddable non-proprietary performance specification—covering acoustical, lighting and air handling elements of ceiling systems—has been developed by the Public Buildings Service and is being immediately applied to three large projects under construction in Wash., D.C. It will be used in bidding the scores of purchase-contract projects to be marketed in coming months. It already is in the bid packages of the first 11 of these which are already out.

The move fits in with PBS' determination to innovate in public building design and construction. Written largely from the performance standpoint with "a minimum of necessary prescriptive clauses," the document leaves considerable flexibility for proposers and PBS hopes for lively subsystem response.

The decision to develop and apply a new approach stemmed from agency's conviction that proper speech privacy in open spaces could not be achieved with traditional specs. PBS stated two design elements it says are necessary to furnish successful acoustical environment in open office space: an acoustical ceiling system which absorbs high percentage of sound directed toward it and masking sound system (NC background distri-

bution system) with sound source hidden, which provide just enough ambient noise level in office to mask distracting speech, but not enough to be noticeable to listeners. It feels the new spec achieves this.

Three large projects underway in Washington on which the agency is switching to new specification: The FBI building, The Department of Labor building, and the South Portal structure for HEW occupancy. Also applying immediately to these 11 purchase-contract projects currently on market: Court House and Federal Office buildings for New York, Syracuse, San Juan, Akron, Lincoln, Neb., New Orleans, and San Diego; and Federal Office Buildings for Honolulu, Portland, Ore., and Indianapolis.

Details can be obtained from PBS, Wash. D.C. or GSA field offices. 1-PBS Tentative Guide Specification.

**EXISTING HOUSING FUNDS  
 EXTENDED TO JUNE, 1973**

"The housing bill nobody liked"—an enormous omnibus measure that funded all of HUD and all of FHA, among other things—was killed by a House Rules Committee vote just before adjournment. Two years of planning went out the window, and the massive Federal housing pipeline was suddenly without any money at all, temporarily. Congress quickly passed a simple resolution continuing intact all previous Federal programs under the bill until June of 1973, and President Nixon signed it. A new bill must be enacted by the 93rd Congress before that date, and legislators will presumably have to deal with the HUD 236 program scandals that helped kill the first legislation. The 236 program had been left intact. FHA is now free to write new mortgage insurance and insure property improvement loans on conventional properties and mobile homes.

7  
**HOUSING STUDY SHOWS  
 HIGH-RISE EQUALS HIGH CRIME**

A three-year study by the New York University Institute of Planning and Housing has produced evidence that there is a direct relationship between building height and crime rates in public housing.

The high-rise elevator buildings with numerous floors of double-loaded corridors serving many apartments make it difficult for residents to tell neighbors from strangers, according to the study. The crime rate is more than twice that in walk-ups.

In three-floor walk-up buildings, the study found there were 30 serious crimes for every thousand families. In buildings of six or seven floors, there were 41 serious crimes and in 13- to 30-floor buildings, 68 crimes.

However, the study concluded that even in high-rise buildings, crime can be curtailed through design, by organizing a setting to maximize what is called "defensible space."

For instance, in the high-rise apartment tower, the only defensible space is the apartment itself; everything else is "a no-man's land," neither private nor public. Unlike well-peopled and continually-surveyed streets, these interior areas are sparsely used and impossible to survey.

By contrast, in walk-up buildings, where few families share the entry, the interior public space becomes an extension of the home, as does the street. Mothers looking out the window to watch their children at play can also keep watch over the street life. The "defensible space" is extended.

The project, funded by Federal and New York City agencies, was under the direction of architect Oscar Newman. The results have been published in a book, "Defensible Space," published by Macmillan.

As evidence of the study's conclusions, the crime rate in a test area of the Bronx is nearly six times lower than the year before, after modifications (before is shown top, after shown below) to give the residents a proprietary sense over the grounds.

**SUBMISSIONS INVITED FOR  
 ARCHITECTURAL FILM FESTIVAL**

Columbia University School of Architecture is sponsoring an Architecture/Planning/Technology Film Festival to be held at the University during April 1973, and professional and amateur 16 mm films are being sought pertaining to any aspect of, naturally, Architecture, Planning or Architectural Technology.

Films may deal with historic or contemporary architecture; landscape or environmental issues; the human condition as affected by the built environment; cities, in whole or part, their evolution and dissolution; the importance of building technology. There are no constraints on technique, but preferably, the films should be between five and thirty minutes long, with or without sound (sound may be magnetic or optical).

First prize is \$2,000.00, with \$1,000.00 going to the second place winner and \$500.00 each to the third and fourth place winners. Films selected by the jury of professionals and film makers will be retained by the School of Architecture to be copied (with the permission of the entrant) for a film lending library.

Anyone wishing to enter films for consideration should provide the following information by December 1, 1972:

1. Film title
2. Film subject matter briefly described
3. Name of individual or group who made the film
4. Length of film
5. Sound (type) or no sound
6. Color or black and white

The films themselves must be received no later than January 1, 1973. All correspondence should be directed to the Dean, School of Architecture, Avery Hall, Columbia University, New York, New York 10027.



# How to soften floors you always

Floors subject to hard use no longer have to be hard.

There's a way to make them softer, quieter, safer, easier to maintain.

With carpet that has pile yarn tufted into backing of special Typar\* spunbonded polypropylene and directly glued down.

This is carpet with no secondary backing—just one, tough, unitary backing of "Typar" that acts like a common bond between the carpet pile and floor.

So, when properly glued down, there's little danger of delamination from sudden stresses and wet cleanings, no in-between backing for heels and wheels to loosen.

And because it's spunbonded, "Typar" won't fray or ravel at the edge.

Seams stay tight. And virtually invisible.

No matter how you twist it, "Typar" keeps its shape. Patterns can be repeated in the longest corridors. And widest lobbies. Without getting out of shape.

And unlike natural-fiber backings, "Typar" won't rot, swell or shrink. Can be used below grade.

Also, unitary carpet is usually more economical than carpet with a secondary backing.


So now you can specify the warmth and beauty of carpet in places you always thought had to be hard. Send for full details: Du Pont, Textile Fibers Department, Room A-TU, Centre Road Building, Wilmington, Delaware 19898.



\*Du Pont registered trademark

For more data, circle 28 on inquiry card



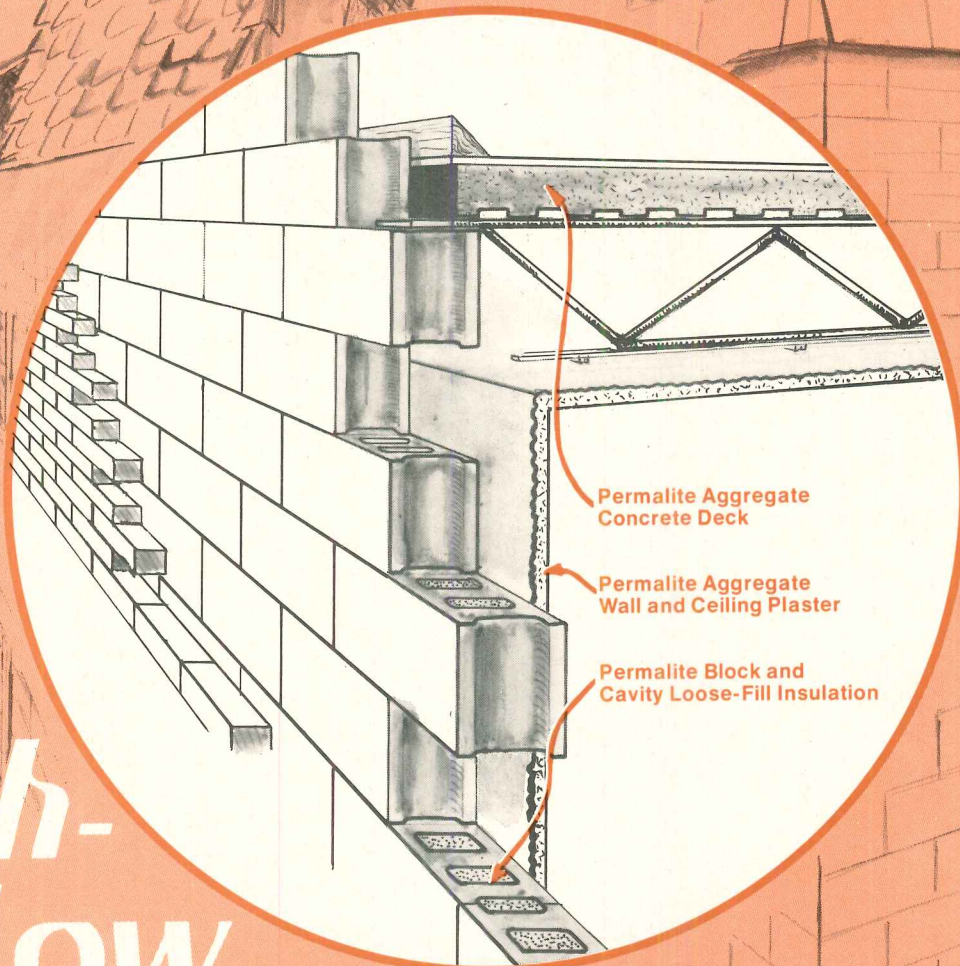


At Crozer-Chester Medical Center, Upland, Pa., unitary carpet of "Typar" is giving outstanding performance.

**thought had to be hard.**

**TYPAR<sup>®</sup> for unitary  
carpets you glue down.**

# High-Low



High insulation value—low cost. High fire resistance—low weight. High installation economy—low maintenance.

## Permalite®

Is the trade name for expanded perlite manufactured by a nationwide network of licensed franchisees from perlite ore mined by Grefco, Inc.

## Permalite®

### CONCRETE AGGREGATE

Slope-to-drain roof decks renowned for performance and low maintenance. Excellent fire rating should reduce insurance costs. (Contact local rating bureau).

## Permalite®

### PLASTER AGGREGATE

Helps reduce heating and air conditioning costs. Provides up to five-hour fire protection with minimum weight and thickness. (UL No. 3789-1)

## Permalite®

### MASONRY FILL INSULATION

Can more than double insulation value of uninsulated walls. The "U value" of the veneer wall shown was improved from .27 to .13 by use of Permalite® masonry fill. Silicone treatment repels wind-driven moisture.

For details, contact your local Permalite® franchisee or:

## Grefco, Inc.

Building Products Division  
2111 Enco Drive, Oak Brook, IL 60521



*A subsidiary of General Refractories Company*

For more data, circle 29 on inquiry card




**Omni International**, a fourteen-story structure (left, drawn into place) to be built on six acres of land in downtown Atlanta, is said to be the first multi-use structure of its kind built in the United States and the forerunner of similar structures in other key cities in the Southeast. The \$65 million structure will adjoin The Omni, Atlanta's new indoor sports and entertainment center and include a 500-room hotel, 600,000 square feet of office space, a trade pavilion, 10 movie theaters, shops, recreation facilities and restaurants. The project will encompass 34 million

cubic feet of space. Shown lower left is the outside terrace and covered walkway connecting The Omni on the left and the megastructure's trade pavilion on the right. In the photo directly below is the great inner court of the hotel. Fourteen stories high, the space comprises terraces, plazas and walkways located a short distance from the principal office buildings and shops of downtown Atlanta. Architects for the project are Thompson, Ventulett and Stainback, Inc. International City Corporation is the developer of Omni International.




**The Foundation Building** (below) at Cooper Union in New York is undergoing interior renovation to suit the present needs of the School of Art and Architecture, while meeting present building codes. The new interior (right) will include restoration of the round elevator shown on the right of the model. Architect on the project is John Hejduk.






Wayne Thom

**Denver Technological Center**, a planned working-living complex in suburban Denver, was officially dedicated in October with completion of the five buildings shown grouped on top of a common plaza. When completed in 1990, the Center's 850 acres will contain a "town center" complex providing office and research space for approximately 40,000 persons, housing for 30,000, recreational facilities, cultural centers, and religious and academic facilities necessary to support a self-contained city. To date, \$43 million have been invested in 23 office structures housing 2,600 people. The Center is being designed by the architectural and planning firm of Carl A. Worthington and Associates.



**The Scheie Eye Institute** recently dedicated in Philadelphia and designed by Vincent G. Kling is a six-story circular structure providing space for research in blindness, teaching of future eye doctors, and treatment of up to 50,000 persons per year. On the treatment floors, areas that serve the needs of the patients are situated in the center of the circle, while patients occupy the perimeter. At the center of the ground floor, in a two-story-high

court, is the patients' waiting room. Encircling the court at the second-floor level are the operating rooms, recovery area and preoperative facilities. The structural system is reinforced concrete poured-in-place, with a coffered pan floor system. Precast panels containing the windows form the exterior of the upper floors, with brick used on mechanical and elevator towers in addition to the exterior on the lower two floors.




**The Schenectady Office/Albany Savings Bank** in Schenectady, New York is now under construction, with an anticipated completion date of fall 1973. The main design features, including a 30-foot-high glass lean-to, are meant to bring the public and the

main banking areas close together. The idea is further stated in the air curtain entrance. Offices and community rooms on the upper floors are arranged around a three-story balconied light well. Architects are Feibes & Schmitt.



**The Olmsted Center** at Drake University in Des Moines, Iowa is now under construction. When completed in early 1974, the building will provide 66,000 square feet of space for edu-

cational, cultural, social and recreational programs. Harry Weese & Associates of Chicago designed the building which is a fast-track project being built at a cost of \$4.1 million.





# REINFORCED CONCRETE TILT-UP SPEED



Dow Corning Lubricants Plant, Trumbull, Connecticut.  
Architects/Engineers: Fletcher-Thompson, Inc., Bridgeport, Connecticut.  
Contractor: W. J. Megin, Inc., Naugatuck, Connecticut.

## Why the upswing in tilt-up?

More and more architects and builders are choosing tilt-up construction for a wide range of commercial, industrial, and institutional projects. Tilt-up construction delivers the advantages of speed, economy, and low maintenance. And now, the universal availability of economical Grade 60 rebar and lightweight aggregate concrete increase that inherent economy even more. Just one example proves our point in dramatic fashion: the Dow Corning Lubricants Plant in Trumbull, Connecticut.

## Exit the column.


One impressive design feature of this structure is the complete absence of exterior columns as such. The reinforced concrete wall panels were cast atop the floor slab. These load-bearing walls were then tilted

into place, with the edges of adjacent walls butted together. Each panel has a cast-in angle for joining the wall sections. A connection angle is attached, locking them together. This also provides a connection for the roof girders.

## The savings add up with tilt-up.

There's more than one way to look at the economy of reinforced concrete tilt-up. With Grade 60 rebar, less steel is required. And Grade 60 is available everywhere, so costly delays are avoided. Then too, the tilt-up method permits casting and erection of many low cost panels in a single working day. For a structure the size of the Dow Corning plant (54,000 square feet), the basic wall cost was approximately \$1.30 per square foot—a figure as much as 25%-30% lower than that of any other comparable

# TILT-UP SAVINGS.



method or material of construction. And the speed of tilt-up versus traditional unit masonry also means measurable savings for any owner in early completion, early occupancy, and lowered financing charges. And tilt-up is virtually maintenance-free.

#### **New insights on insulation and insurance.**

The use of lightweight aggregate reinforced concrete in this structure minimized heat losses — in or out — due to its superior insulation values. And resulted in a reduction in heating/cooling costs. The superior fire resistance of lightweight concrete means reduced fire insurance premiums—a saving that will pyramid over the life of the building.

#### **Surfaces to order.**

A special decorative effect was incorporated in the outside walls of the Dow Corn-

ing plant. Corrugated metal was used as a bottom form on the floor slab when the wall panels were poured. The resulting ribbed effect is in pleasant relief to a stark, plane surface. Many other decorative surface treatments are, of course, possible without loss of economy: textures applied in finishing, exposed aggregate, colors in both aggregate and matrix, almost any combination the designer chooses to give a building individual character.

#### **Concrete reinforced with Grade 60 bars: speed plus savings for tilt-up.**

Get a new angle on fast, economical construction. The time-tested, versatile, tilt-up method—using economical concrete and Grade 60 rebar—is now a beautiful solution for building on a tight schedule. And for building on a tight budget.

For further technical data, write for Report T-3.

**CONCRETE REINFORCING STEEL INSTITUTE**

228 North LaSalle Street, Room 1204 • Chicago, Illinois 60601

For more data, circle 30 on inquiry card



## BOOKS RECEIVED

*PEOPLE AND BUILDINGS*, edited by Robert Gutman. Biologists, anthropologists, sociologists, psychologists, and architects analyze the effect of working and living spaces on human behavior. Trying to understand people and architecture using only the discipline of scientific rationality is proving less successful than we expected ten or even twenty years ago. All the best thinkers in the field are represented here in short readable papers, however, and happily they are beginning to understand the limits of their own techniques.

Basic Books, 404 Park Avenue South, New York, N.Y. 462 pages illust. \$12.50.

*MILITARY CONSIDERATIONS IN CITY PLANNING: FORTIFICATIONS*, by Horst De La Croix. A survey of the history of fortifications since ancient times, relating the science of siege warfare to the state of engineering at that time. As DeLaCroix points out, the offense has finally overwhelmed the defense and today there is no place to hide.

George Braziller, Inc. One Park Ave., New York, N.Y. (new title in the continuing series *Planning and Cities*) 128 pages illust., \$5.95.

*ARTS OF THE ENVIRONMENT*, edited by Gyorgy Kepes. Professor Kepes is a theoretician of the visual arts—architecture, painting, sculpture—and has worked all his life to illuminate the esthetic criteria common to them all. This book is concerned with the environment as well as art, and not just with its visual manifestations. Our ecological conscience and consciousness; environmental experiences, values, ideals, and technological perspectives; the artist and the environment—these constitute the general subjects of the contributed works.

George Braziller, Inc. One Park Avenue, New York, N.Y. 244 pages illust., \$12.50.

*AMERICAN ARCHITECTURE COMES OF AGE; European Reaction to H. H. Richardson and Louis Sullivan*, by Leonard K. Eaton. Professor Eaton is attempting to break the assumption that no American influenced European architecture until Frank Lloyd Wright made his massive presence felt around 1910. He argues that both H. H. Richardson and Louis Sullivan substantially affected architectural practice in the last decade of the nineteenth century and the first decade of the twentieth throughout Europe—except in the romance countries.

The M.I.T. Press, Cambridge, Mass. 255 pp. illus., \$14.95.


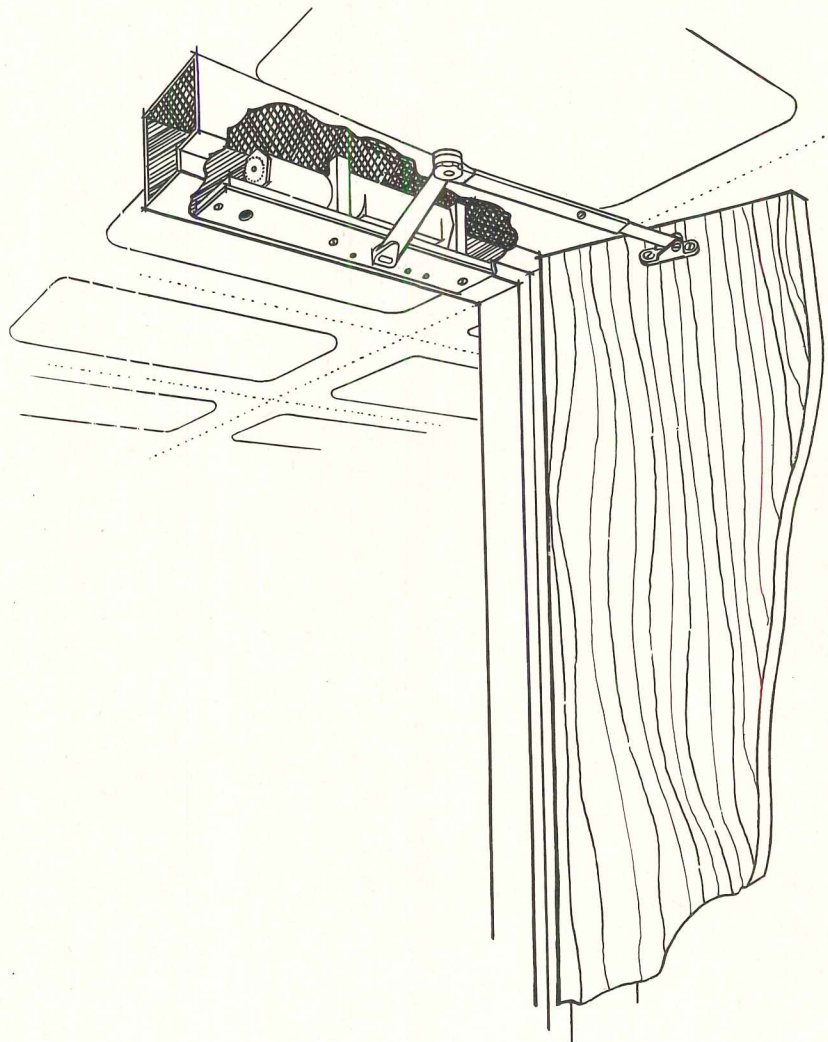
*THE VICTORIAN HOME IN AMERICA*, by John Maass. The Victorian Era (about 1840 to 1900 in this book) was filled with styles; romantic castles, Italianate villas, brownstone town houses, mansard-roofed mansions, octagons, Oriental fantasies, Queen Anne cottages Richardsonian Romanesque dwellings, and cozy Colonial Revival homes. But these widely different formal styles were unified by a kind of "lifestyle," the thread that holds John Maass' book together. He has attempted a

*continued on page 54*

William Walsh Junior High School,  
Framingham, Mass.  
Edward J. Tedesco Associates, Inc., Architects

### DOORWAY NOTES...

TO PROTECT THE INTEGRITY OF THE DOORWAY DESIGN, OVERHEAD CONCEALED DOOR CLOSERS WERE REQUIRED. LCN 5010 SERIES SELECTED. THE DOUBLE LEVER ARM TRANSMITS CLOSER POWER EFFICIENTLY... PROVIDES FULL CONTROL OF BOTH OPENING AND CLOSING SWINGS. ADJUSTABLE FOUR WAYS: GENERAL SPEED OF CLOSING, LATCH SPEED, BACK CHECK, AND SPRING POWER. ADJUSTMENT PERMANENT. LISTED IN SWEET'S, SEC. 8.




**LCN CLOSERS**, Princeton, Illinois 61356



LCN





MODINE SINGLEZONE ROOFTOP UNIT

## We put it on the roof to do a "single" job.

Not every building calls for a large multizone HVAC system. That's why Modine engineered the singlezone rooftop unit—for jobs where one zone of heating, ventilating, and/or air conditioning is quite sufficient.

Under its weatherproof aluminum shell are all the reliability features you have come to expect in a Modine rooftop unit designed to last as long as the building.

A unique rain-drain system in the roof and side channels does away with leakage problems. Full hermetic compressors protected by suction accumulators, filter dryers, and crankcase heaters prevent moisture from entering the system and liquid from slugging the compressors.

Positive sealing, quarter-turn fasteners secure each of the small, lightweight access panels against full-perimeter gaskets. And service access is fast. There are no screws to rust or get lost.

A spark-ignition system assures fast, positive gas ignition—there are no standing pilots or glow-coils to cause maintenance problems.

A forced-draft system blows fresh air through the tubular heat exchanger and exhausts flue gases. This lets the fan operate in cool combustion air rather than in hot exhaust gases. There are no unsightly flue stacks. No ventor fan motors to overheat and cause shut-down of the entire heating system.

Two-stage control over both heating and cooling reduces component cycling, lowers power costs, and saves equip-

ment wear. Uniform discharge-air temperature eliminates hot or cold blasts of air on occupants.

There's a lot more to tell about Modine rooftop units. Just clip and mail the coupon to get the complete Modine rooftop story.



**MODINE®**

Send information on reliable  Singlezone  Multizone rooftop units made by Modine for:

- |  |   |
|--|---|
| <input type="checkbox"/> electric heating  | <input type="checkbox"/> gas heating/electric cooling       |
| <input type="checkbox"/> gas heating       | <input type="checkbox"/> electric heating/cooling           |
| <input type="checkbox"/> hot water heating | <input type="checkbox"/> hot water heating/electric cooling |
| <input type="checkbox"/> steam heating     | <input type="checkbox"/> steam heating/electric cooling     |
| <input type="checkbox"/> electric cooling  |   |

Have your Modine representative arrange an appointment.

Name \_\_\_\_\_

Title \_\_\_\_\_ Firm \_\_\_\_\_

Street \_\_\_\_\_

City \_\_\_\_\_ State \_\_\_\_\_ Zip \_\_\_\_\_

Mail to: Modine, 1510 DeKoven Avenue, Racine, Wis. 53401


For more data, circle 32 on inquiry card

MOD-SZ-11467

# The better way: Emergency lighting that can't be seen.



**Theirs**



**Ours**

*Reception area - First National Bank of Atlanta*

The Lithonia Emergency Lighting System is the better way because it's hidden in the fluorescent fixtures you select for general lighting. It doesn't detract from the beauty of your room. It's better because in any type power failure it instantly switches to a self-contained power source, providing over 90 minutes of soft, general lighting. And the Lithonia way is the better way because we use sealed, rechargeable nicad batteries which require no maintenance, and which are unconditionally guaranteed for five years. See us in Sweets or call us collect (404-483-8731). We'll show you our ten minute film and give you a copy of the Lithonia Emergency Lighting Applications Manual. There's no better way than the Lithonia way.

***Specify Lithonia. Now, More Than Ever,  
Your Best Value in Lighting.***



**A DIVISION OF NATIONAL SERVICE INDUSTRIES, INC.  
BOX A □ CONYERS, GEORGIA 30207 □ 404/483-8731**

**A broad choice  
in drafting media:  
paper, film, and cloth.**

Bruning has the products and the service to keep things running smoothly. It comes from long experience in helping engineers with all their needs.

First, you can count on a broad choice of quality papers, cloth, and film for drafting. Then you can rest assured we'll do everything possible to see that you never run out of what you need.

It starts with a careful study of your drafting operations by your local Bruning man. When he's through, he'll be ready to recommend the best media for each type of work you do.


Then he'll set up a special plan just for you — to anticipate your media needs. Result: the right media on hand ready to use when you need it.

Choice. Quality. Availability.  
Bruning's strengths of leadership

in engineering graphics. Strengths you should be drawing on. Just call your local Bruning man. Or contact Bruning, 1834 Walden Office Square, Schaumburg, Ill. 60172.

**Your single best source  
in engineering graphics.**

# Best place to draw on.



**BRUNING**

DIVISION OF ADDRESSOGRAPH MULTIGRAPH CORPORATION

*For more data, circle 34 on inquiry card*



Erected 1964.



Erected 1970.

## Specify Dow Corning silicone-based coil coatings; the colors match, though they're years apart.

The paneling on the left was erected in early 1964; that on the right in 1970. As these March 1972 pictures show, both sides are practically identical, with the same bright even color. Color that stays so true these Dow Corning® silicone-based coatings can be offered with long-term guarantees.

Yet, the cost of silicone-based coatings (almost identical with that of organic coatings) is 50-70% lower than other kinds of high-performance finishes that have no demonstrably better weatherability.

An almost equally important advantage—surface scratches and mars, which can occur almost any time, quickly disappear with easily applied, air-drying, high-adhesion, nonfading silicone touch up enamel. This, too, helps preserve the smart, clean, bright appearance of the panels and building for extra years of life.

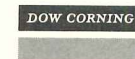
For more information on silicone-based coil coatings and the names of paint and building manufacturers who supply them, write Dow Corning

Corporation, Department A-2326, Midland, Michigan 48640.

We'll help your true colors shine through no matter what the weather.

*Silicones for coatings from*

**DOW CORNING**



Photos courtesy Elliott Company, Division of Carrier Corporation, Jeannette, Pa.

# “The clean look of our

Convenient Food Mart, South Norwood, Mass.



# carpet of Antron® helps sales.”



A clean look is important to a retailer. It attracts shoppers. Invites browsing. And encourages buying.

Dirt shows up fast on resilient floors. They require washing and waxing, particularly after bad weather. And stripping when wax builds up. All cut into profits.


This led Convenient Food Mart to install carpet with pile of Antron\* nylon in five locations, including South Norwood, Mass.

The resulting savings in maintenance costs over resilient flooring have been significant. In addition, the store manager reports noticeable increases in traffic and purchases per customer which he attributes to improved appearance—the ability of the carpet to retain its clean look.

“Antron” has a unique structure that optically screens out most of the appearance of soil. It tends to even out concentrated spots which blend into the overall color and texture of the carpet.

Maintenance costs are minimized by the need for fewer wet cleanings than with carpet of other fibers.


And “Antron” has exceptional durability (see stair-edge test results) and resiliency. Combined with its soil-hiding, this gives carpet a prolonged look of freshness.



Abrasion test on simulated stair edges shows pile wear in level-loop carpets after equal exposure.

Specify “Antron” for high-traffic commercial carpet. It has no equal in long-term appearance retention.

For further information and a list of mill resources, write: Du Pont, Contract Specialist, Room 106AR, Centre Road Building, Wilmington, Delaware 19898.




**How “Antron” hides soil.** This cross-section magnified 1000× shows the four precisely-placed hollow cores that run through each filament. They scatter light like the facets of a diamond to minimize the dulling effect of soil, while helping to retain color clarity and luster.


\*Du Pont registered trademark. Du Pont makes fibers, not carpets.

For more data, circle 36 on inquiry card

# This Decorative Wall



# and this 11 Story Library



# Used Standard And Custom Form Liners

Cast a prefinished wall with Symons Form Liners. Standard liners available are . . . striated, bold striated, 1½"–¾"–½" trapezoidal rib, rough sawn cedar, rustic brick, aged board, and 1½" bush hammered deep rib. For that special effect, we will work with you to produce a custom liner. Form liners offer a pleasing departure from the monotony of flat surfaces.

Our form liner brochures will be sent to you immediately upon request.

*Labor Saving Equipment & Services  
For Concrete Construction*



For more data, circle 37 on inquiry card

continued from page 46

pictorial investigation of the Victorian living environment, revealing the social oppressiveness, slums and rigidity of that time along with its magnificent architecture that is beginning to move us again, after long neglect.

Hawthorn Books, Inc., New York. 235 pp. illus., \$19.95.

## OFFICE NOTES

### NEW FIRMS, FIRM CHANGES

Norman E. Bartholomew, AIA and William Robert Wakeham, AIA announce the formation of a partnership to practice architecture under the firm name of **Bartholomew and Wakeham, Architects** at 3700 Computer Drive, Suite 230, Raleigh, North Carolina 27609.

Robert G. Larsen, AIA, Robert J. Reilly and Jim K. Maeda are pleased to announce the formation of a new architectural and planning firm to be known as **Larsen Reilly Maeda Architects**, located at 1 West 72 Street, New York, New York 01023.

A group of young design oriented architects announce the establishment of **Arch Associates/Stephen Guerrant, Architects, Planners** at 874 Greenbay Road, Winnetka, Illinois 60093.

The firm **Argie McElmurry Architect Planner Interior Design**, has just opened a new office at 810 Drew Street, Clearwater, Florida 33515.

**Ecodesign, Inc. of Cambridge**, Massachusetts announces that it has opened an office in Charlotte Amalie, St. Thomas, U.S. Virgin Islands, 00801.

R. Edward Marrs, AIA and J. Perrin Lawson, Jr., AIA, CSI announce the formation of a corporation for the practice of architecture. The firm name is **Marrs and Lawson Architects, Inc.** They are located at 1700 Oak Street, Myrtle Beach, South Carolina 29577.

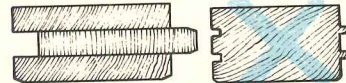
**William K. Quinter, AIA**, formerly chief architect for Quality Inns, announces the opening of his office for the general practice of architecture with offices located at 156 Congressional Lane, Rockville, Maryland 20852.

**Architecture Planning Research/Associates** announce the formation of a new firm to provide professional services in architecture and urban design as well as selected aspects of urban planning and environmental research. They are located at 3034 M Street N.W., Washington, D.C. 20007.

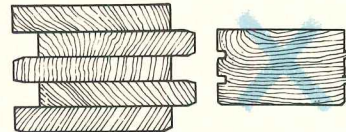
A new structural consulting engineering firm, **Fraioli-Blum-Yesselman of New England**, a P.C., has been formed to continue the former practice of Fraioli-Blum-Yesselman of Connecticut. **Philip Wesler, P.E.**, is president, and **Jose M. Goico, P.E.**, is vice-president of the new corporation. The office address remains at 999 Asylum Avenue, Hartford, Connecticut 06105.

**Malcolm T. Tengler, Paul A. Kennon, Jr.**, and **Jack DeBartolo, Jr.**, have been named new senior vice presidents of **Caudill Rowlett Scott**, Houston, Los Angeles, New York, Chicago and Beirut.

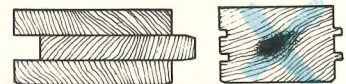
## ADVANTAGES OF LOCK-DECK® LAMINATED DECKING



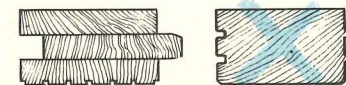
**EXCLUSIVE:** Lock-Deck consists of 3 or more kiln-dried boards, offset to form tongue on one side and end, groove on the other, laminated with weatherproof glue. We invented it.



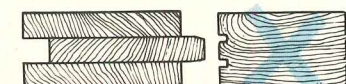
**STRENGTH:** Lock-Deck offers a range of E factors giving superior load-carrying values in spans to 20' or more in 5" thicknesses.



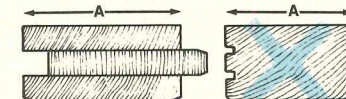
**STABILITY:** Each board in Lock-Deck is kiln-dried to 10-12% m.c. before lamination. This assures greater stability under all conditions.



**BEAUTY:** One or both faces of Lock-Deck can be any desired grade, in a wide choice of species. Solid decking is limited in both grades and species.



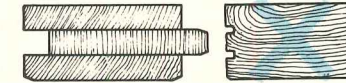
**ECONOMY:** In-place, finished cost of Lock-Deck is often less than solid decking due to speed of erection, factory-finishing, absence of waste, better coverage.



**MORE COVERAGE:** Offset tongue and groove on Lock-Deck gives more coverage per bd. ft. than machined solid decking.



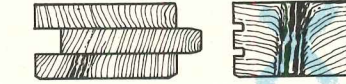
**LESS LABOR:** Lock-Deck installs quicker, using ordinary nails. Solid decking requires spikes, special fasteners or splines.



**LESS WASTE:** Offset end match, absence of twisting and few unusable shorts keeps waste well below that of solid decking.




**VERSATILITY:** Lock-Deck forms excellent load bearing or curtain walls as well as floors and roofs.



**DURABILITY:** Unlike solid decking, knots or checks can go through only one ply in Lock-Deck. Weather-proof glue and exclusive process make bond stronger than the wood itself.


**Potlatch**  
WOOD PRODUCTS GROUP  
P. O. Box 3591 • San Francisco Calif. 94119





Richmond High Natatorium, Richmond, Indiana. Architects: R. W. Clinton & Assoc.

## We invented Lock-Deck<sup>®</sup> the unique laminated building material



Lock-Deck is wood made better than nature could. Laminated of three or more kiln-dried boards under great heat and pressure, Potlatch Lock-Deck is available in four thicknesses from 3" to 5", nominal 6" and 8" width (10" and 12" in some species on inquiry) and lengths from 6' to 16', with 40' and longer available on special inquiry. Faces, in a choice of grades and species, can be

smooth-surfaced, saw-textured or wire-brushed and factory-finished in Colorific acrylic penetrating stains.

This opens a whole new world of architecture and construction. Lock-Deck forms both structural and finished wall and roof surfaces in one imaginative application. It forms superior wood walls, finished on both sides. It forms both structural roof or floor and finished ceil-

ing. It combines the unique warmth and beauty of wood with the superior strength and span capabilities of modern laminated members, and makes possible structural and aesthetic concepts not previously possible. Write for more information. Potlatch Forests, Inc., P.O. Box 3591, San Francisco 94119.

# Potlatch

Potlatch, the forests where innovations grow... in wood products and building materials, in business and printing papers, in packaging and paperboard.

For more data, circle 38 on inquiry card

**Opus II** This is a chair of unusual rhythm and balance. The continuous polished chrome frame supports precisely tailored upholstery. With attached seat cushion and button tufted back. Shown in suede vinyl; also available in a wide selection of other fabrics. Opus II, a work of artful design...and like all Thonet furniture, built to endure. See it at the Thonet Center of Design, New York, Chicago, Los Angeles, San Francisco, Dallas, Miami. Or write Thonet Industries, Inc., One Park Avenue, New York, New York 10016.



**THONET**   
CENTER OF DESIGN

*For more data, circle 39 on inquiry card*



## 33 stories of long-life white: a dramatic first for DURACRON® coatings

ORIENT OVERSEAS ASSOCIATES  
BUILDING, New York  
Architect: I. M. Pei & Partners  
Curtainwall and window fabricator: Lupton  
Manufacturing Co., Aluminum Group,  
Olin Corporation  
DURACRON Coating applicator:  
Aluminum Company of America

"88 Pine Street" offers more of special interest to architects and builders than distinctive beauty alone. This striking new addition to Manhattan's skyline is the first building constructed of aluminum curtain wall in a column-and-beam style. And to accentuate its face dramatically, it is also the first high-rise finished exclusively in a white organic coating. The result is a gleaming study in light and shadows—a clean, carefree appearance that will endure for years to come.

All spandrel panels and column covers were fabricated from aluminum extrusions, then factory finished with baked-on DURACRON Super 800 coating. This silicone-fortified acrylic finish from PPG offers outstanding durability and color integrity. In addition to excellent performance characteristics, this DURACRON coating provides the savings of a



moderately priced extrusion finish. For data on PPG color coatings, check Sweet's Architectural or Industrial Construction Files 9.10/PPG. Complete product information is available from Product Manager, Extrusion Coatings, PPG INDUSTRIES, Inc., Dept. 16W, One Gateway Center, Pittsburgh, Pa. 15222.

**PPG: a Concern for the Future**

Extrusion  
Coatings   
INDUSTRIES

**VON DUPRIN 55. Slim Silhouette in Stainless Steel. Or bronze. Or aluminum. All slim and sleek . . . just 1 $\frac{3}{16}$ " wide . . . to enhance doors with stiles as narrow as 1 $\frac{3}{4}$ ". Both rim and concealed vertical rod applications. For full catalog information, write for Bulletin 675-55.**


Von Duprin, Inc. • 400 West Maryland Street • Indianapolis, Indiana 46225  
In Canada: Von Duprin, Ltd.



**Von Duprin**®

*For more data, circle 41 on inquiry card*


# Whatever the sport, Robbins has the surface.



SPORT-TURF



PROTURF



SPORT-TRED

Got a question about athletic surfaces? Get the answer from the world's leader: Robbins.

- The world's finest hardwood flooring . . . Lock-Tite is the only floor endorsed by the U. S. Handball Association.
- Laminated decks and hard maple walls for squash
- Sport-Tred for tennis, track, and basketball in any color
- Proturf, polyurethane elastomer for field houses and tracks

Find out about synthetic and wood athletic surfaces today from Robbins. Our staff of specialists is always ready to assist you in planning new or replacement facilities.

If it's athletic surfaces. Robbins has it! Just send us the coupon. We'll show you what we mean—with Robbins, there's a choice.

## SEND COUPON FOR FULL INFORMATION

Please send me full information on Robbins  
SPORT-TRED  MAPLE  PROTURF   
I would like to consult with one of your specialists.

NAME \_\_\_\_\_

TITLE \_\_\_\_\_

COMPANY/SCHOOL \_\_\_\_\_

ADDRESS \_\_\_\_\_

CITY \_\_\_\_\_ STATE \_\_\_\_\_ ZIP \_\_\_\_\_

PHONE \_\_\_\_\_



Box 16902-AR, Memphis, Tn. 38116

# Now that all 6 window types are available in Andersen Perma-Shield® a little restraint may be called for.

Please don't get carried away and insist on including all 6 types (and shutters, yet) in your very next project.

The Andersen Perma-Shield® line is very compatible, but not, we think, that compatible. (Prove us wrong, if you like.)

But don't let sensible restraint curb your enthusiasm for Perma-Shield, and the benefits which flow from its happy combination of the qualities of wood (superior insulation, greater appeal) with a protective sheath of tough vinyl (no painting and low, low maintenance). Perma-Shield's list price is understandably often a little higher than alternatives. On-site savings close the gap.

We appreciate your enthusiasm. Go ahead and use Perma-Shield whenever you please—but just two or three types in any one project will be just fine. See your Sweet's File (Sections 8.16/An and 8.6/An), your Andersen dealer or distributor, or write us direct.

**Double-hung.** The Perma-Shield Narroline®, a great favorite. 44 stock sizes, up to 6' 5 $\frac{1}{8}$ " in height. Exterior surfaces of sash have a patented 4-step factory finished process; they won't need re-painting for at least 10 years.

**Fixed.** All Perma-Shield window types have fixed and operating versions.

**Awning.** Introduced with Perma-Shield Casement in 1966. A great mixer, especially with fixed windows. 12 stock sizes. Much copied, never equalled, let alone surpassed.

**Andersen Windowalls®**  
ANDERSEN CORPORATION BAYPORT, MINNESOTA 55003



For more data, circle 43 on inquiry card





**Casement.** The first Perma-Shield, now available in 24 stock sizes. Builders like the Perma-Shield line for its ease of installation and because it needs no exterior on-site painting.

**Gliding Window.** The latest in the line. Frame and sash all sheathed in Perma-Shield vinyl. 11 stock sizes. Perma-Shield is popular with all concerned, especially proud owners.

**Shutters.** Just out! Perma-Shield decorative shutters. 2 styles, 2 colors, 2 widths, 10 heights.

**Gliding Door.** Low maintenance, high security. 8 stock sizes, 2 and 3 panel. But all this talk is keeping you away from your drawing board where you could be drawing in some Perma-Shield Windows, Gliding Doors, and Shutters. But not all 6 types together, you understand?

# for design, flexibility, service in door automation



## NORTON® AUTOMATIC DOOR OPERATOR SYSTEMS

### TRANSOM MOUNTED OPERATORS (SERIES 2000)

Here's an unobtrusive, self-contained package; designed to be attractive in any location, styled to compliment any decor. Single units are contained in a smart, clean, aluminum housing. Double doors can be accommodated with two units mounted individually, or two units in a single housing. All installations are a pleasing addition to your overall design.

Here's reliable electro-hydraulic door automation that's easily installed on both new or existing construction. Ideal as a replacement for faulty in-floor operators. Or, they can be applied with surprising simplicity to any existing door. And, of course, all control schemes are available; for single or multiple door, one-way, or dual traffic.

Service is simple and always available. A replacement operator can be mounted in place in minutes to get your door back in action. And, the Norton Service Organization is nationwide, only a phone call away. Installation and service personnel are under direct factory supervision to assure you prompt, satisfactory work.

### OVERHEAD CONCEALED OPERATORS (SERIES 4000)

For complete concealment in the smallest transom header; only 5" of height and 4" of depth. Fits easily into most manufacturer's headers; can be supplied already assembled into the header tube.

### SLIDEAWAY SLIDING OPERATORS (SERIES 5000 & 9000)

For the safety and space saving of side sliding doors. Available in separate or simultaneous operating, single or double doors; all types of controls systems. Also, available as complete entrance packages.

**EAT•N**  
Security Products  
& Systems

For complete details, contact your Norton Representative or Eaton Corporation, Lock and Hardware Division, Norton Marketing Department, Box 25288, Charlotte, North Carolina 28212.


1193 C

For more data, circle 44 on inquiry card





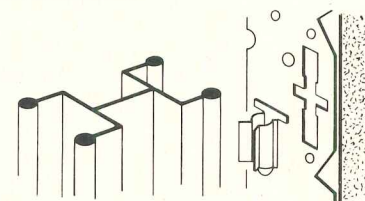
## introducing the new Kaiser KW-700 Demountable Partition System ... it's a snap!



An entirely new and proven demountable partition with improved installation speed, flexibility and economy. Affords unlimited design freedom for versatile approaches to modular interior construction in virtually all building types. Excellent sound control ratings, one-hour fire rating, ceiling, cornice and bankrail heights and wall panels in widths of 24, 30 and 48 inches are but a few of KW-700's outstanding features. Quality system components include aluminum ceiling channel, door frames, window frame extrusions, handsome trims for corners, glazing and base—all available in several designs for variety in architectural detailing.

Installation, literally, is a snap! Spring steel clips are inserted quickly into slots in the steel strips on each panel. Panels are then simply "snapped" onto special aluminum studs. When interior space requirements change or

alterations are needed, you'll be ready to accommodate change quickly, quietly and efficiently with the KW-700.



And here's a system that becomes a working wall from the day it's installed. Durable, maintenance-free, vinyl surfaced wall panels together with magnetic chalkboard and tackboard panels provide lasting utility and unlimited creative design possibilities with their contrasting colors, patterns, textures and finishes.

We'd like to show you how much of a "snap" the KW-700 really is!

Kaiser Gypsum Company, Inc.,  
Kaiser Center, 300 Lakeside Drive,  
Oakland, California 94604.

# KAISER GYPSUM

For more data, circle 45 on inquiry card

# Efficient building idea: Recent report tells how to solve the acoustical problems of open offices.



Good news for architects who like the design freedom of open offices—but don't like the acoustics.

Tests by Geiger & Hamme, an independent acoustical testing agency, show you can get excellent open office acoustics by using these three things (with the help of an acoustical consultant):

1) An acoustically non-reflective ceiling—so the sound won't bounce off to other areas. (Of all the ceilings

tested—including expensive coffered and baffled systems—the best, they say, is Owens-Corning's Nubby II Fiberglas\* Ceiling Board in a standard grid suspension system.)

2) Sound-controlling screens—to stop the sound from going directly from one work area to another. (Either directly or by reflection.)

3) A masking sound system—technically designed to fill the

sound voids without increasing the overall ambient noise level. This makes it possible to hold personal conversations in a normal voice—without being overheard.


If you'd like the whole story, send for our free design guide, "Achieving Acoustical Privacy in the Open Office." Write to Mr. A. A. Meeks, Owens-Corning Fiberglas Corporation, Fiberglas Tower, Toledo, Ohio 43659.

\*T.M. Reg. O.-C.F.

Owens-Corning is Fiberglas

OWENS/CORNING  
**FIBERGLAS**  
TRADEMARK®

For more data, circle 46 on inquiry card



San Antonio Convention Center  
Architects: Noonan, Krockner and Dockery,  
San Antonio, Texas

## When you specify clay tile floors, specify Hillyard Onex-Seal II<sup>®</sup> to keep them like new.

Clay tile floors have a striking beauty all their own. But without a protective seal, severe disintegration from within and unsightly staining from without can dramatically reduce the life of the floor.

Onex-Seal II is a penetrating finish that effectively seals the grouting against moisture, to prevent both efflorescence and discoloring stains. It's your best assurance that the clay tile floors you specify will provide long-lasting beauty and ease of maintenance for your client.

And your client's clay tile floors will look better longer when you specify regular maintenance with products like Hillyard Super Shine-All<sup>®</sup>. Abrasives, alkalis, soaps, acids, oils, and solvents commonly used in floor maintenance programs have harmful effects on clay tile. But, Super

Shine-All is a powerful, yet gentle, neutral cleaner for all clay tile surfaces. It's just one of the quality Hillyard products that will keep tile new-looking and keep maintenance costs low.

A Hillyard Architectural Consultant will be happy to recommend the best products and procedures to include in your specifications. Just say the word and we'll have him get in touch with you. Or look us up in Sweet's or ask for our Uniformed Numbered File with complete information on clay tile.

### **HILLYARD** FLOOR TREATMENTS

**ST. JOSEPH, MISSOURI USA**  
TOTOWA, N.J.      SAN JOSE, CALIF.  
BOSTON, MASS.      DALLAS, TEX.  
MINNEAPOLIS, MINN.  
IN CANADA: Calgary, Alberta  
London, Ontario

*The most widely recommended  
and approved treatments for every surface*

For more data, circle 48 on inquiry card


# TCS:

Rehabilitation Center  
Buffalo State Hospital  
Buffalo, New York

Rendering by Brian Burr

Architects: Milstein, Wittek, Davis & Hamilton  
Buffalo, New York

A project of the New York State Health and Mental Hygiene  
Facilities Improvement Corporation for the New York State  
Department of Mental Hygiene



# THE LOGIC OF ITS USE.

The reasons for specifying TCS (Terne-Coated 304 Stainless Steel) can be even more various than the many advantages which are inherent in this superbly functional material.

In the case of the Buffalo State Hospital Rehabilitation Center, the architects were primarily motivated by the fact that TCS weathers naturally to a uniform dark gray, and that it is resistant to corrosive attack under even the most severe atmospheric exposure.

Your own problems may well be different, but TCS provides equally cogent solutions in virtually every situation involving either roofing or weathersealing.


May we send you the substantiating evidence?

---


## FOLLANSBEE

FOLLANSBEE STEEL CORPORATION • FOLLANSBEE, WEST VIRGINIA

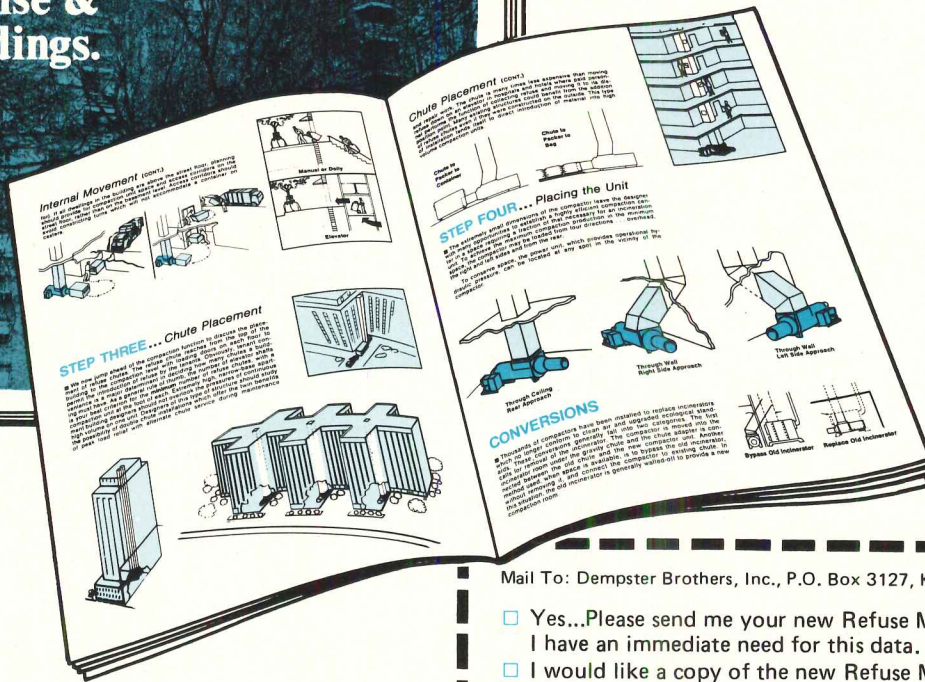
*For more data, circle 49 on inquiry card*



# New Manual Gives Do's and Don'ts On Refuse Systems for Your Building



**How to Design a  
COMPACTION  
Refuse System  
For High Rise &  
Other Buildings.**



## FREE DESIGN DATA

■ Just released!...a comprehensive manual describing the many critical steps in designing a compaction system for new or existing high-rise buildings. This is a must reading for architects, engineers, apartment owners, developers, real estate people, and all those concerned with ecology. Write for your free manual today, but hurry! Supply is limited!

Mail coupon  
for **FREE Manual!**

Mail To: Dempster Brothers, Inc., P.O. Box 3127, Knoxville, Tennessee 37917

- Yes...Please send me your new Refuse Manual. I have an immediate need for this data.
- I would like a copy of the new Refuse Manual for reference only.
- Please send Dempster Representative.

AR-11

Name \_\_\_\_\_

Title \_\_\_\_\_

Business \_\_\_\_\_

Address \_\_\_\_\_

City \_\_\_\_\_ State \_\_\_\_\_ Zip \_\_\_\_\_

Phone \_\_\_\_\_



**Dempster Brothers, inc.**

SUBSIDIARY OF CARRIER CORPORATION  
KNOXVILLE, TENN. 37917 / WESTERN DIVISION: COMPTON, CALIFORNIA

For more data, circle 50 on inquiry card

*Some gains: stores, factories, hospitals;  
some losses: educational, residential;  
for a change of mix  
in about the same construction value*

## F. W. Dodge construction outlook: 1973

*Prepared October 1972 by the Economics Department  
McGraw-Hill Information Systems Company  
George A. Christie, vice president and chief economist*

### The economic setting

For a little more than a year now, the New Economic Program (NEP) has been doing a creditable job of getting the economy back on the road to recovery. In the short time since that dramatic turnabout of national economic policy, we've seen a sharp rise in total output, a slowing of inflation, and the beginning of a reduction in the unemployment rate.

This surge of instant prosperity stands in sharp contrast to 1970's recession and 1971's stagnation. But welcome as the past year's widely publicized change has been, it's important to distinguish between true growth and makeup of lost ground. So far we've been running fast for one year to catch up on what didn't happen in the previous two. And the nation's economy is still understaffed by a million and a half jobs, and its plant and equipment are still ten per cent underutilized. If these idle resources were being used, total output (GNP) would be at least \$50 billion higher than its current rate.

This gap that still remains at the end of 1972 between actual and potential GNP means that although we've come a long way in the past year, there's still plenty of room for further improvement. That's as good an argument as any in favor of continued strong economic expansion through 1973.

There's one condition. To keep the business recovery boiling along at its 1972 price-deflated rate of six per cent would require sticking with pretty much the same package of monetary and fiscal stimulants that got things where they are. And on that score, some doubts are gathering.

Clearly, the goals of economic policy for the past year have been to generate maximum expansion, to contain inflation, and to reduce unemployment—in about that order. And it has been achieved by a highly un-Republican blend of easy money, huge deficits, and wage/price controls.

Is it safe to conclude that next year's economic priorities will be the same as 1972's? One thing past performance tells us is that the Nixon Administration has not been reluctant to make sudden and sweeping reversals of economic policy. So, in preparation for the next change, we must consider some of the options for 1973—each of which puts different emphasis on growth, price stability, and wage price controls.

**Option 1.** Give top priority to the removal of controls and second priority to price stability, keeping inflation in check by means of restrictive monetary and fiscal measures. (This would be a complete reversal of current economic policy, taking us back to 1969 and 1970). The risk: recession.

**Option 2.** Give top priority to reaching full employment as soon as possible, and second priority to eliminating wage/price controls. (This would be an extension of current policy, but with controls taken off.) The risk: severe inflation.

**Option 3.** Give top priority to the restraint of inflation, and second priority to the relaxation (not necessarily the removal) of controls. The risk: a slower rate of economic growth.

Of these alternatives and their many variations, the third one seems the most likely economic guideline for 1973. Except for number one, which has been tried and abandoned, it is more consistent with Republican economic philosophy than any of the others, including the NEP. More to the point, you can read between the lines of what top Administration officials are now (in October) saying, that the decision to begin shifting economic policy from expansion to austerity has already been reached. It needs only to be implemented.

The two issues that now appear to be of greatest concern to Administration officials are (1) Federal spending and (2) inflation. In the

first matter, the President is uncomfortable about the size of the Federal deficit, but remains opposed to a tax increase that would help reduce it. The other source of continuing discomfort to the Administration is the need for wage and price controls. Yet, with the amount of stimulation the economy is getting from the government's budgetary imbalance, we would face a new round of inflation if controls were lifted.

Federal spending restraint is what ties these two issues together. By keeping a tight lid on government expenditures, President Nixon makes progress toward both these concerns at the same time. With tax revenues rising, a ceiling on spending would automatically narrow the deficit. That, in turn, would help to inhibit inflation and allow further relaxation of controls. The hidden cost of this choice is the sacrifice of some of next year's potential growth and a delay in reaching full employment of the nation's resources.

While this sequence is the next likely change on the economic front, its effects won't be felt right away. As of now, all economic indicators are pointing firmly upward; and with the kind of strength that is building in the consumer and business sectors, any tightening of public spending that takes place toward this year-end isn't apt to be felt until well into 1973. This pretty well insures that the first half of next year will continue to be much like 1972. But it also means that by mid-year some of the zip will be missing.

For the year as a whole, total 1973 output (GNP) will increase by about \$110 billion, roughly the same gain as in 1972. Prices will go up another three and a half per cent, leaving real growth of about six per cent—enough to absorb next year's labor force growth, but not enough to bring unemployment much below five per cent.

In contrast to the recent past, 1973 will mark

another step away from recession and toward full recovery. Compared with the potential of full employment, however, it will still leave a bit to be desired. And some of that shortfall will involve the construction market.

### National construction outlook

If there's a message for the construction industry in the general economic outlook for 1973, it's this: whatever growth in construction demand is to take place will be found mainly in the private rather than in the public sector. And in view of the fact that the housing boom of the past two years has recently topped out, the sources of growth in private markets for 1973 appear limited chiefly to nonresidential construction.

There are a few exceptions to this generalization, but it nevertheless describes quite adequately the broad patterns of construction demand for the year ahead. After two years of large back-to-back gains (which raised 1972 contract value 30 per cent above the 1970 level), the industry now faces a period when the most important changes will be in the composition of construction demand rather than in its total size. This is best shown by a comparison of the "mix" of the construction market as it is in 1972 and as it will be in 1973.

The residential portion of total construction will be shrinking from the extraordinary 49 per cent it now holds to a more normal 43 per cent next year. As this happens, both categories of nonresidential construction will be expanding. Nonresidential buildings, at 30 per cent in 1972, will increase to 33 per cent; nonbuilding construction, now at only 21 per cent of the total, will grow to 24 per cent in 1973. All of these movements represent change from a distorted construction market to a more familiar one.

To illustrate this process of change in 1972-73 construction contracting, our analysis this year concentrates on five key "contrasts" which help show where the important action will be.

#### Contrast No. 1: commercial building

The commercial building market has been one of the best growth areas in the nonresidential group in recent years. Now approaching an annual contract value of \$11 billion, this category—which includes stores, offices, and warehouses—has nearly doubled in annual value during only the past half-dozen years.

For most of this time, it was offices that kept the commercial building market expanding. And when the office boom of the second half of the 60's finally ran out of steam in 1969, there was a period of hesitation in commercial building—but not for long. A surge of store/shopping center construction soon took up where the office boom left things.

The fact that store construction came suddenly alive in the 70's is no more a mystery than was its long period of inactivity in the 60's. In each case, the key to store construction is housing. Of all the reasons to build new retailing facilities, population relocation heads the list. During the second half of the 60's when housing starts were averaging a steady

1.5 million per year, store and warehouse construction was also steady, running between \$3 billion and \$4 billion per year. Then, as homebuilding burst through the two million unit barrier, store construction followed closely behind, topping \$4 billion for the first time in 1971. This year store construction will be close to \$6 billion and still climbing.

Even though the 1971-72 housing boom has crested, there's reason to expect the demand for retailing facilities to hold up through most of 1973. For one thing, there's always a lag between homebuilding and the development of shopping centers. This simply means that many of 1972's record number of new dwellings have yet to beget their supermarkets and variety stores. For another, the need for retailing facilities is more closely tied to the expansion of one-family homes than to apartments. And since next year's decline of housing starts is expected to happen mainly on the multi-family side of the market, its depressing effect on store building will be less than it otherwise would be.

■ **1973 Forecast:** Contracts for stores, warehouses, and other commercial buildings will increase another 12 per cent to a total of \$6.7 billion.

There's little new to be said about the office building market. It remains overbuilt in several major cities (particularly in the Northeast where many of the starts of a few years ago are still looking for tenants) and won't be off on another binge for quite some time.

■ **1973 Forecast:** a total close to the \$4.8 billion plateau on which the office construction market now seems to have settled.

#### Contrast No. 2: industrial construction

In this case, the contrast is not between two different types of construction (as in commercial building), but rather between the construction and non-construction uses of business investment funds.

With an uncomfortable amount of excess capacity late in 1971, business leaders indicated their intent to boost 1972 outlays for plant and equipment by a nominal seven per cent. The following spring, as the recovery began to pick up momentum and confidence was restored, those investment intentions were raised to 14 per cent. But in making good their intentions, they spent their 1972 funds in quite a one-sided manner. A very large part of this year's increase in capital spending has gone into machinery and equipment, while contracting for new industrial buildings has advanced only slightly.

There are explanations for this unusual twist to capital spending in 1972. Price controls have been a strong incentive to raise productivity, and it is machinery—not buildings—that increases output per man hour. In addition, industry has come under heavy pressure to show progress toward pollution abatement, and again, this means investment in equipment rather than in structures. Finally, and not the least of the reasons, the investment tax credit (which applies to machinery but not to buildings) was revived last August.

At the start of 1972 only 75 per cent of productive capacity was in use. By mid-year

industrial production had increased enough to bring 80 per cent into use and 1973 will be starting out with between 80 and 85 per cent of capacity in operation. One result is that the business community is now aiming toward a further 10 to 15 per cent expansion of capital spending next year.

■ **1973 Forecast:** With more of those funds being channeled into structures, there is potential for a gain of 30 per cent in industrial construction contract value during 1973.

#### Contrast No. 3: institutional building

During 1972, the two major institutional building markets—educational and health facilities—did just what they've been doing for the past several years: school construction slipped back, and hospitals and other health facilities gained.

Over the last five years the change in this direction has been considerable. In 1968, for each \$100 spent on school construction, about \$40 went into new hospitals; by 1972, that ratio had become \$70 of hospitals for each \$100 of schools.

This development simply attests to the fact that for quite some time now the nation's need for health facilities has been gaining on its need for schools. Just recently that condition has been brought into sharper focus by the first actual decline in the total of elementary school enrollments. One consequence: the long-standing teacher shortage suddenly became a teacher surplus. Another: construction of classrooms and other educational buildings has begun to drop sharply. In 1972 the value of contracts for educational buildings has slipped below the \$5 billion level for the first time since 1967 (when it passed that mark on the way up). And that's where it will stay.

But no decline is in prospect for the firmly-established trend of hospital and health facility construction. With the number of people needing medical care and the quality of that care both rising steadily, next year's contracting for health facilities will show one more advance in a progression of annual gains that barely keep pace with needs.

■ **1973 Forecast:** More of the same—hospital and health facilities up another 12 per cent, and educational building down another notch.

#### Contrast No. 4: housing

In the entire construction industry, no greater contrast can be found than between the boom in residential building that began late in 1970, and the stagnant condition of the housing market during the entire decade that preceded it. Yet, before 1972 was over, this boom had already reached its peak.

Was this a sign that housing, like so many other suddenly popular causes, has enjoyed its brief moments of glory? Has housing had its Earth Day and is it now headed for the fate of benign neglect? Not so! The prospect of a decade of homebuilding totaling something like 25 million shelter units (a term which embraces mobiles and modulars as well as conventional stick-builts) remains as good as it ever was.

Has the supply of mortgage money begun



to evaporate, as it has been known to do during periods of business recovery? Hardly. At mid-1972, deposits and mortgage commitments of Savings and Loans were at record highs, while new funds were still rolling in at a good clip. And even though the credit outlook indicates a moderate tightening of mortgage money in 1973, this future prospect is neither an explanation of the present downturn of housing starts, nor is it likely to be an important limitation of next year's potential.

By the opening quarter of 1973, housing output (including mobile homes) will have receded to a rate of 2,500,000 units, and will level off at about 2,300,000 during the second half, bringing the year's total shelter production to 2,400,000 units. Of these, conventional dwellings will total 1,900,000—825,000 apartments and 1,075,000 one- and two-family units.

■ **1973 Forecast:** Contract value of residential buildings in 1973 (including the value of new hotels, motels, dormitories, and other non-housekeeping residential structures) is estimated at \$38.7 billion, down 10 per cent from 1972's \$43.1 billion peak, which is likely to stand as the record for several years to come.

#### Contrast No. 5: utilities

Two of the nation's urgent requirements for the 70's are electric power and clean water. Thus it is only as expected to find that sewer and water facilities are being developed at a fast clip in 1972. But the year's sharp drop in contracting for electric generating plants is inconsistent with projected power needs. This final contrast in 1972 construction markets brings out both sides of the environmental issue.

In the case of water, the matter is a straightforward one. A continuing supply of clean water requires massive investment in treatment plants and transmission facilities. Public programs have been created to stimulate this investment, and they have the green light.

An indication of just how rapidly sewer and water construction is expanding at present is given by 1972's contract value of \$4.2 billion—double the annual total of only five years ago. The demand for this kind of work is so great that—federal funding provided—it could double again in the next five years. In 1973, however, public money may be a bit harder to come by, putting a temporary crimp in that 20-per cent-a-year pace.

■ **1973 Forecast:** Contracts for sewer and water facilities up 10 per cent to \$4.6 billion.

Coping with the nation's energy gap is more complicated. Unlike the area of water resources, where Federal policy is all-encouraging, here the government must act in the dual role of developer and protector of the nation's resources. Since every addition to power capacity inevitably adds something undesirable to the environment, Federal policy simultaneously encourages and inhibits the construction of electric generating facilities.

This love-hate affair reached a high point with the passage of the National Environment Policy Act and, in late 1970 the birth of the Environmental Protection Agency. By greatly strengthening conservationists' legal power to

contest the construction of power plants on the basis of their "environmental impact," the Federal legislation inevitably led to a sharp cutback in the start of new facilities and delays in the progress of projects under construction.

Following the initial over-reaction on both sides, there are signs that a better balance is evolving in the emotion-charged conflict between the power and ecology interests.

#### National estimates, 1973

construction contract value (millions of dollars)	1972 pre-liminary*	1973 forecast	change
<b>nonresidential buildings</b>			
office buildings	\$ 4,800	\$ 4,800	0%
stores and other			
commercial	6,000	6,700	+12
manufacturing	2,700	3,500	+30
educational	4,900	4,800	- 2
hospital and health	3,300	3,700	+12
other nonresidential buildings	4,600	5,000	+ 9
<b>TOTAL</b>	<b>\$26,300</b>	<b>\$28,500</b>	<b>+ 8%</b>
<b>residential buildings</b>			
one- and two-			
family homes	\$26,900	\$24,500	- 9%
apartments	14,200	12,300	-13
nonhousekeeping	2,000	1,900	- 5
<b>TOTAL</b>	<b>\$43,100</b>	<b>\$38,700</b>	<b>-10%</b>
<b>TOTAL BUILDINGS</b>	<b>\$69,400</b>	<b>\$67,200</b>	<b>- 3%</b>
<b>nonbuilding construction</b>			
highways, bridges	\$ 8,200	\$ 8,400	+ 2%
utilities	3,400	4,800	+41
sewer & water supply	4,200	4,600	+10
other nonbuilding construction	3,300	3,500	+ 6
<b>TOTAL</b>	<b>\$19,100</b>	<b>\$21,300</b>	<b>+12%</b>
<b>TOTAL CONSTRUCTION</b>	<b>\$88,500</b>	<b>\$88,500</b>	<b>0%</b>
Dodge index (1967=100)	160	160	
<b>physical volume of floor area (millions of square feet)</b>			
<b>nonresidential buildings</b>			
office buildings	170	165	- 3%
stores & other			
commercial	450	480	+ 7
manufacturing	195	240	+23
educational	160	150	- 6
hospital & health	80	85	+ 6
other nonresidential buildings	170	180	+ 6
<b>TOTAL</b>	<b>1,225</b>	<b>1,300</b>	<b>+ 6%</b>
<b>residential buildings</b>			
one- and two-			
family homes	1,690	1,475	-13%
apartments	915	760	-17
nonhousekeeping	85	80	- 6
<b>TOTAL</b>	<b>2,690</b>	<b>2,315</b>	<b>-14%</b>
<b>TOTAL BUILDINGS</b>	<b>3,915</b>	<b>3,615</b>	<b>- 8%</b>
* Eight months actual; four months estimated			

■ **1973 Forecast:** At \$4.8 billion, next year's contract value of electric, gas, and communications construction will be rebounding sharply from the current depressed level, but will still be short of 1971's record high.

#### Regional outlook, 1973

In 1972 the center of gravity of the nation's construction market shifted further southward. The value of contracts for new work was up in all four regions this year, but it was the South that scored the biggest gain, thereby increasing its share of the national total. The West also improved its standing (but only slightly), and slower-than-average construction growth in the Midwest and Northeast meant that those two regions had to yield a few points of percentage share of the U.S. total during 1972.

For the past two years, housing has dominated geographical construction patterns. In 1973, however, residential building will be less of a dynamic force, suggesting that the regional trends of the recent past may be due for change. Next year four key issues—one per region—will be critical in determining where the major strengths and weaknesses in construction are going to be.

**In the Northeast:** What's going to happen to the rental market for office space in 1973?

**In the Midwest:** How fast will excess industrial capacity be absorbed now that recovery is solidly under way?

**In the South:** Can this region absorb the exceptionally heavy volume of new housing started there in 1972 without a drastic cutback next year?

**In the West:** Will the recent turnaround in this area's critical aerospace industry trigger a new wave of western migration?

For openers, the office building outlook in the *Northeast* is anything but promising. Even though improving economic conditions will help generate some new demand for office space, the supply of facilities currently available, plus the heavy volume that will be coming on line over the next year, will more than satisfy projected needs over the near-term. Since offices are a big ticket item in the *Northeast*, accounting for 20 per cent of the area's non-residential building over the past five years, this overbuilt market will once again be coming on line over the next year, will once again be a drag on the region's 1973 potential.

The *Midwest's* question has a happier answer. Excess manufacturing capacity is being mopped up at a good rate as the expansion of industrial production hastens the shift back toward the "plant" component of plant and equipment spending. What's more, the *Midwest* will be getting some extra benefit from next year's expected recovery in electric generating plant construction. In total, this region will be gaining back a percentage or two of national construction market share that it lost during the recession years.

Although the bulk of 1972's housing surge has been centered in the *South*, the region's vacancy rates have been remarkably steady. The southern housing market has been buoyed by a steady stream of migration that shows no signs of letting up. Look for this region to maintain its current share of housing in next year's declining market. The *South* should also

hold its own in the non-residential area next year as better than average growth in commercial/industrial building compensates for losses expected in institutional building.

Some additional firming of the aerospace market appears in prospect for 1973, and this should raise the current low level of migration to the West a bit. But the impact will not be strong enough next year to keep the region from slipping a percent or two in its construction market share. Gains in nonresidential building will be more than offset by a sharp drop in housing. Of all the regions, the West is expected to record the biggest losses in next year's housing decline.

#### 1973 regional trends, nonresidential building

Northeast	-3%	Midwest	+17%
South	+12%	West	+ 9%

### Beyond 1973

There's a popular notion in the construction industry that its long-term growth trend is somehow closely tied to the nation's total economic output. Is it? The experience of the past decade shows just how reliable this relationship really is.

The first half of the 60's—a period of vigorous growth for construction—may have been when this idea gained favor. Between 1960 and 1965 the annual value of construction put in place, measured in constant prices, increased by 20 per cent during the same five years. So far, so good.

During the second half of the 60's the relationship between construction and GNP came apart at the seams. Between 1965 and 1970 real GNP increased by 17 per cent, but in 1970 the annual volume of construction was no greater than it was five years earlier. In those years, as growth of the economy slowed a bit, construction stopped growing altogether. In fact, the only thing that "grew" in construction during the second half of the 60's was its cost, and that went up by more than 30 per cent.

After 1970 construction demand shifted again—this time approaching the old, pre-1965 relationship with GNP. The first two years of the 70's brought above-average growth of construction relative to GNP, but in 1972 this surge has now lost its momentum.

Where, then, do we go from here? Back to the stagnation of 1965-70? Back to the strong growth pattern of the 50's and early 60's? Or will the 70's produce a new and different relationship between construction and GNP?

One argument for a return to the pre-1965 relationship is that the only two important departures from a straight relationship of GNP to construction (1951-53 and 1965-70) were periods of war. A wartime economy, and the inflation and credit crunches that go with it, make a very inhospitable environment for construction—especially for housing. So, once the Vietnam War is over, why not expect a return (as after the Korean War) to the old pattern? Here's why: it's been a long time since 1965, and a lot of things have changed—things that affect both the amount and type of construction on which the nation will be spending its GNP in the 70's. Over

the past 10 or so years two important changes have crept up that will make the 70's a new experience in construction marketing.

One of these changes—the one everyone has long been anticipating—has finally arrived. The transition of some 30 million people from teenhood to twenties is now in its early stage, and will increase in intensity over the years ahead.

The implications for construction are all too apparent. Take just the most obvious cause-effect situation. In the late 50's and early 60's, this group was responsible for a boom in educational building, but did little for housing demand. In the 70's they'll be the principal source of a 50 per cent increase in the level of homebuilding. But school construction has already peaked out. It's not a trade-off, however, since the gain in housing (plus related commercial and community support construction) will far more than offset the loss in educational building.

The second major change affecting construction in the 70's is less obvious than the physical maturing of a segment of the population. But it is even more significant since it affects a much broader slice of society. Largely obscured by the dominance of the Asian war there has been a pronounced shift in national priorities since the mid-60's. For one thing, Federal spending has increased more rapidly than GNP over the past decade. To put it another way, the Federal government now guides the use of a larger share (20 per cent) of the nation's trillion dollar output.

More important, even, than the sheer size of government spending is the fact that over the past 10 years there has been a decided change—for the better—in what these funds are being used for. A decade ago more than half of the Federal budget went for non-civilian uses (military, space, interest debt, etc.); today two-thirds of government spending is directed toward civilian purposes. And since most Federal programs involving construction are found within the civilian share it's even more interesting to see what has happened to the makeup of this part of the budget over the past decade. And to see this most clearly, it's handy to separate the civilian share of the Federal budget into two broad areas: one involving payments to people, the other involving payments in physical assets.

Since the mid-60's Federal spending for the nation's asset development has grown roughly in proportion to the rest of the economy. Already-existing Federal programs for the construction of highway systems and for the development of dams, rivers, harbors, and electric power were expanded while new programs involving construction—the ones added during the late 60's—began to pour public funds into low-income housing, mass transit, and sewage treatment facilities.

At this time, however, even faster expansion of Federal spending was taking place in the people-related programs—social security, public assistance, medicare and medicaid, educational assistance, unemployment benefits, and more. During those final years of the 60's, a whole host of new "Great Society" legislation added considerably to the government's basic framework of income maintenance pro-

grams that dates back to the "New Deal" era.

In retrospect, the past decade of unprecedented expansion of Federal spending (from \$125 billion a year in 1963 to the current \$250 billion) shows a highly significant trend: Federal programs which provide money and services directly to people have grown half again as fast as programs that channel public funds into construction and resource development. And this trend is here to stay.

So here's how things now stand. For several basic reasons—war, inflation, social upheaval—the years 1965 to 1970 were lean ones for the construction industry. Following this nongrowth period, the construction business emerged into a new situation in the 70's. It's one that in some superficial ways resembles the "good old days," but actually is quite different. Where does construction fit into this new environment? Here are two guidelines to the remaining 70's.


The new direction that public spending has taken through the legislation of the 60's means that a larger share of the nation's future GNP will be devoted to social services and that proportionately less will be invested in the development of physical assets. Health care and welfare have moved up in the scale of public priorities, displacing things like highways and dams.

To this must be added a couple of recent changes in construction markets that lie outside the direct influence of the Federal budget. One is educational building, a five billion dollar market that will be declining for the next decade or so purely for demographic reasons. Another is housing—the long-awaited growth market of the 70's. While housing will be very big all throughout the years ahead, it won't be growing for the simple reason that between 1970 and 1972, in one mighty surge, residential building has already attained a level of output that is adequate for the foreseeable future. Hence, high output but no growth are the prospects here.

With these constraints you begin to get a feel for where construction fits into the economy of the 70's. It will be a much more vital part of the nation's growth in the years ahead than it was at any time during the bleak 1965-70 period, but it won't resume quite the dominant position that it had back in the 50's and early 60's.

With growth restored to construction markets after half a decade of stagnation, the circumstances of the 70's will require not just more building, but a different blend of construction altogether. As the industry responds to the special needs of the future, some construction markets will be growing more slowly than the average for all construction. Among them: educational buildings, religious buildings, one-family housing, highways, and industrial buildings. The building and heavy construction markets that will be expanding most rapidly are commercial buildings, health facilities, recreational buildings, public administration buildings, multi-family housing, power generating plants, and sewer and water facilities. These are the structures that will express the social, demographic, and economic environment that we'll be living and working in for the foreseeable future.

# Electric Heating/Cooling System Leads to Cost and Space Savings In Year-round High School



Mercedes High School, Mercedes, Texas, has six self-contained units built around an air conditioned mall.

**PROJECT:** Mercedes High School, Mercedes, Texas.  
**ARCHITECTS:** SHWC Inc., Harlingen, Texas. **CONSULTING ENGINEER:** Joe C. Hammitt, Harlingen.

**DESIGN CHARGE:** To design, on a 30-acre tract, a high school for approximately 1200 students, to be built in two stages; Stage I to provide 37 teaching stations, administrative offices, and a library and Stage II to provide additional classrooms, a student center, a cafeteria, and music rooms.

**DESIGN RESPONSE:** Architectural firm SHWC, Inc.'s design for Stage I (completed in 1967) is a handsome structure of bronze-colored brick that has six self-contained units built around an enclosed air conditioned mall. A feature of the design is a raised platform of concrete arches and ramps that follows the outline of the complex. The school's 60,194 sq ft of floor space is divided as follows: Unit A contains the administrative offices; Unit B, the mall; Unit C, the library; Unit D, homemaking and science rooms; Unit E, commercial and foreign language classrooms; Unit F, vocational facilities; and Unit G, language arts. Stage II, now under construction and scheduled for completion

in late 1972, will add four new self-contained units to provide a combination cafeteria and student center, additional classrooms, and a music building.

The school's all-electric climate control system was designed to make it possible to use the facilities all year round. The Stage I facilities are divided into ten independent zones, each with its own air handling unit and system of ducts. Heating is accomplished by multistage electric duct heaters. Cooling is provided by chilled-water equipment in eight of the zones and by direct-expansion units in the others. The zoning is designed so that the chilled-water equipment can be shut down during those summer months when most of the building is unoccupied. The direct-expansion systems handle the cooling needs of those facilities that remain open.

Stage II facilities will also be heated and cooled electrically, the architects report, and add that the choice of electric space conditioning equipment is making expansion of the school much more economical in addition to providing greater freedom of design for the architects and increased comfort for the occupants.

SEE REVERSE SIDE FOR DETAIL INFORMATION

**1 CATEGORY OF STRUCTURE:**

Educational—High School

**2 GENERAL DESCRIPTION:**

Area: 60,194 sq ft  
 Volume: 600,000 cu ft  
 Number of floors: one  
 Number of occupants: 1200 students  
 Number of rooms: 37 teaching stations, plus of-fices, etc.  
 Types of rooms: general, business, language arts, foreign language, homemaking, science and vocational classrooms, administrative of-fices, library

**3 CONSTRUCTION DETAILS:**

Glass, single  
 Exterior walls: 10" brick and block cavity wall; U-factor: 0.26  
 Roof and ceilings: built-up roof on lightweight concrete fill over steel deck, suspended acous-tical tile ceiling; U-factor: 0.17  
 Floors: concrete slab  
 Gross exposed wall area: 13,500 sq ft  
 Glass area: 1200 sq ft

**4 ENVIRONMENTAL DESIGN CONDITIONS:**

**Heating:**  
 Heat loss Btuh: 1,180,000  
 Normal degree days: 844  
 Ventilation requirements: none  
 Design conditions: 25F outdoors; 75F indoors  
**Cooling:**  
 Heat gain Btuh: 2,460,000  
 Ventilation requirements: none  
 Design conditions: 100F dbt, 78F wbt outdoors; 75F, 50% rh indoors

**5 LIGHTING:**

Levels in footcandles: 20-100  
 Levels in watts/sq ft: 1-4  
 Type: fluorescent and incandescent

**6 HEATING AND COOLING SYSTEM:**

The school is conditioned year around by ten independent ducted systems, each equipped with electric duct heaters and served by its own air handling unit. Eight of the air handlers are of the water-coil type and are supplied by one 36-ton and one 110-ton packaged chiller. The re-maining air handlers have direct-expansion coils supplied by one 10-ton and one 25-ton rooftop air-cooled condensing unit.

**7 ELECTRICAL SERVICE:**

Type: underground  
 Voltage: 277/480v, 3-phase, 4-wire, wye  
 Metering: primary

**8 CONNECTED LOADS:**

Heating & Cooling (181 tons)	348 kw
Lighting	125 kw
Cooking	24 kw
Other	34 kw
<b>TOTAL</b>	<b>531 kw</b>

**9 INSTALLED COST:\***

General Work	\$434,082	\$ 7.21/sq ft
Elec., Mech., Etc.	224,662	3.73/sq ft
<b>TOTALS</b>	<b>\$658,744</b>	<b>\$10.94/sq ft</b>

\*Building was completed 11/67

**10 HOURS AND METHODS OF OPERATION:**

Regular school hours, ten months a year; sum-mer school classrooms and administrative of-fices only during June and July.

**11 OPERATING COST:**

Period: 1/69 through 12/69  
 Actual degree days: 709  
 Actual kwh: 610,674\*  
 Actual cost: \$11,601.05\*  
 Avg. cost per kwh: 1.9 cents  
 \*For total electrical usage excluding non-electric water heating.

Month	Degree Days	Demand	kwh	Amount
1/69	195	154	57,654	\$ 957.69
2/69	98	156	57,162	955.28
3/69	157	154	54,510	923.11
4/69		387	73,980	1,349.80
5/69		371	39,192	976.32
6/69		151	15,906	397.64
7/69		198	16,398	466.88
8/69		405	61,296	1,249.96
9/69	6	406	69,312	1,311.62
10/69	18	387	56,142	1,171.42
11/69	127	152	63,918	1,023.59
12/69	108	152	45,204	817.74
<b>TOTALS</b>	<b>709</b>		<b>610,674</b>	<b>\$11,601.05</b>

**12 FEATURES:**

Each zone features independent regulation of temperature by means of wall-mounted heating/cooling staging thermostats. On heating, the thermostats control the operation of the multi-stage duct heaters. On cooling, the thermostats control three-way modulating valves in the chilled-water systems and the condensing units in the direct-expansion systems.

**13 REASONS FOR INSTALLING ELECTRIC HEAT:**

Preconstruction estimates indicated that the operating costs for both electric and gas systems would be about the same. The electric system, however, would cost less to buy and install, would occupy less space, and would not require either flues or provision for combustion air supply.

**14 PERSONNEL:**

Owner: Mercedes Independent School District  
 Architects: SHWC, Inc.  
 Consulting Engineer: Joe C. Hammitt  
 General Contractor: Donald Ferguson  
 Electrical Contractor: H & H Electric Co.  
 Mechanical Contractor: Coastal Engineering Inc.  
 Utility: Central Power & Light Company

**15 PREPARED BY:**

Milam Gerick, Industrial Sales Engineer, Central Power & Light Company

**16 VERIFIED BY:**

  
 Norris Fletcher, AIA

  
 Joe C. Hammitt, P.E.

**NOTICE:** This is one of a series of case histories of buildings in all structural categories. If you are an architect or consulting engineer; an architectural or engineering student; an educator; a government employee in the structural field; a builder or owner, you may receive the complete series free by filling out the strip coupon at the left and mailing it to EEA. If you are not in one of the above categories, you may receive the series at nominal cost.

ELECTRIC ENERGY ASSOCIATION, INC. 90 Park Avenue, New York, N.Y. 10016

For more data, circle 51 on inquiry card

Name and Profession:  
 Firm, University or other affiliation:  
 Address:  
 Zip Code:

Gentlemen:  
 Please send the complete series of Electric Heating Case Histories as they become available to me at the following address:

# 36,000

psi yield strength

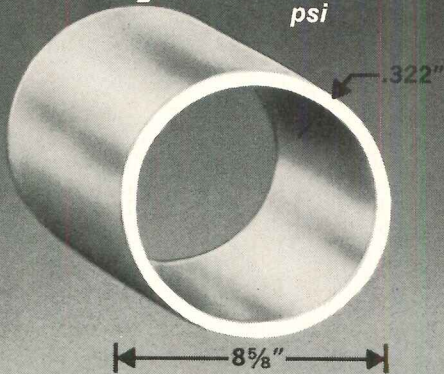
# plus 1/3

Welded square tube gives you 1/3 more yield strength than pipe or wide flange columns . . . and it costs and weighs less, too. Ask us for facts and figures.

PIPE

## 36,000

psi

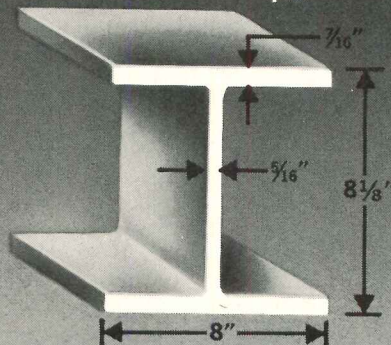


**\$3.52** per foot / **29** lb/ft

WIDE FLANGE BEAM

## 36,000

psi

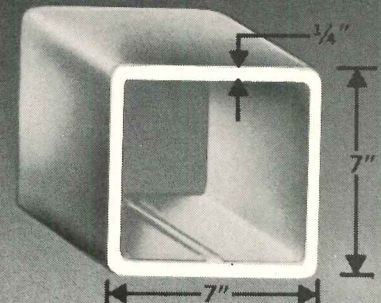


**\$3.03** per foot / **35** lb/ft

WELDED SQUARE TUBE


## 46,000

psi minimum



**\$2.57** per foot / **22** lb/ft

ASK FOR OUR NEW BROCHURE



**WELDED TUBE COMPANY OF AMERICA**

SHUNK & VANDALIA STREETS  
PHILADELPHIA, PENNA. 19148 • (215) 336-2000. TWX: 710-670-0488  
1855 EAST 122nd STREET  
CHICAGO, ILLINOIS 60633 • (312) 646-4500. TWX: 910-221-1347


For more data, circle 52 on inquiry card

W-109

**Vista / Sphere.**  
**Now the sphere has a new shape. Inside.**




# For added beauty. And control of light.



The sphere will always be a favorite architectural element. Especially now that we've given it so many exciting new variations.

First, we designed VISTA/SPHERE with distinctive internal refractors to help direct light where it's needed ...and to hide the lamp for remarkable visual comfort. You can choose from three different shapes. Cylindrical, spherical, or angular.



Additional effects can be achieved with coated or clear lamps in bronze or dusk spheres.

Second, we styled the spheres in tints to complement any environment. You can select from crystal clear, bronze, dusk, and translucent white. And all keep their beauty because they're made of durable acrylic.

Third, we engineered the mounting elements so you can use VISTA/SPHERE in a multitude of ways.

Singly. In clusters. On poles or brackets.

And fourth, we designed the luminaire so you can

select the lamp to suit your lighting needs. 100 or 175W mercury. Or up to 200W incandescent.

A vast number of dramatic combinations can be developed from these many elements. In effect, you create your own custom luminaire from standard Holophane components.

Use VISTA/SPHERE for walkways, parks, malls, shopping plazas, campuses, town houses, and other areas where appearance is important. It's a beautiful luminaire... day or night.

By putting a refractor within a sphere, we're opening some interesting new vistas. Which is appropriate, considering we call it VISTA/SPHERE.

Your local Holophane sales engineer has all the details on VISTA/SPHERE and our outdoor, commercial, industrial and emergency lighting products. Call him. Or write Dept. AR-11, Holophane Co., Inc., Montvale, N.J. 07645.



VISTA/SPHERE offers great mounting freedom.

**Holophane**<sup>®</sup>  
A Johns-Manville Company

For more data, circle 53 on inquiry card

# A computerized cost estimating system

*A program for pre-bid estimating and design development checking takes a giant step toward a useable data bank*

The notion of computerized cost estimating has been an engaging one for many years. Almost three years ago, Bradford Perkins, president of Omnidata, Inc., pointed out (*Computerized cost estimating is ready now—almost*; RECORD, February 1970), that the greatest stumbling blocks have been the gigantic proportions of any useful data bank and the horrendous problem of keeping such a bank updated in the shifting sands of today's construction market. Recent commissions by public agencies to Amis Construction & Consulting Services, Inc. have gone far toward removing those stumbling blocks and providing effective computerized cost data for several building types. Further, advances in economical means of tapping central stores of these data by relatively simple telephone-adapted equipment have made the data accessible to an increasing number of small- to medium-sized firms.

So far, the data bank is set up to provide cost estimates for six building types in eight cities in Eastern states. The building types are: libraries, firehouses, police stations, combination police and firehouses, office buildings and intermediate schools. Floor areas for which programs are set up range from five thousand to five hundred thousand square feet layered in all practical numbers of floors. The cities are: New York, Boston, Harrisburg, Philadelphia, Pittsburgh, Reading, Erie and Washington, D.C.; and provision is made for adaptation to any other location in the nation by introduction of key local factors of material and labor costs as input by the user.

In describing his firm's approach to organization of the basic data, Alex Wineberg, president of Amis, points out that the take-off

method of cost estimating practiced by contractors in the bidding process, is neither accurate nor available as a practical, hand-operated method in earlier phases of the estimating process. And of course, such a method is not possible at all during the budgeting phase, when specifics of both design and materials are unavailable.

There is, however, a growing need for a rapid and rational method of establishing realistic budgets for construction of new facilities and a related need for a system for monitoring the cost consequences of design options during development so that facilities can be kept at highest feasible quality within the appropriation. The demand for cost control during design development introduces a requirement for significant systems detail in the cost data bank and for easy access to data for comparable alternates.

Estimating methods, based on extrapolated square-foot or other unit cost data from existing comparable buildings multiplied by the rough number of units required by the new project are not very precise. Yet budgets established in this way become binding on all parties. Further, such budgets do not contain sufficient actual or assumed component detail to establish the explicit intent at the very beginning; so important in further communications between owner and designer.

## **How the system works**

The system developed by Amis is based on a computer program able to simulate cost elements of a complete facility based on input of minimum design criteria known at the early pre-design stages; i.e.,

## All-Steel's new 200 Series Chairs





building type, functional space allocations, geographical location and time of construction.

The heart of the system's computer program is a mathematical model capable of extending those minimum basic design criteria, through tested assumptions governing the remainder of the elements incorporated in such a project, to application of a cost data bank containing pertinent information as to cost of every material, equipment, labor production levels and rates necessary to perform every construction activity in the area and at the proposed time of construction start.

Criteria not defined by the user are realistically assumed by the computer program based on sound design data derived from a typical design cross section of a representative number of buildings in the given category analyzed for that purpose. The computer printout will identify all elements (either actual design or model-based assumptions) necessary to realize the project. The program computes their respective areas, volumes and material quantities and then retrieves from the cost data bank the pertinent materials and labor costs. It prepares a complete cost estimate sorted by individual activities within a trade, subcontract or system and modified by appropriate geographic and cost escalation indexes.

In the budget preparation stages, when limited criteria are available, the system of detailed assumptions will enable the user to obtain information for an advanced itemized scrutiny of cost and quality of each component. The cost of different types of space usage and construction components of a facility can be converted to a square- or cubic-foot cost figure that will accurately reflect the cost impact of each component.

Labor costs are stored in man-hours, so a total man-hour requirement by trade and activity can be obtained. This will provide a base for progress scheduling and labor availability analysis.

Since the cost data bank is created to service a broad spectrum of governmental, municipal and private sectors, actual cost informa-

tion obtained from ongoing construction is fed into the computer continuously to update and refine the cost data bank.

As more actual criteria become available during the design development stages, the information is fed into the computer, and progressively refined cost estimates are obtained enabling the user to identify in great detail the cost of the project vs. design complexity and specific site or other abnormal conditions. If the actual design results in higher cost than anticipated in the budget, a review of given and assumed criteria can be made, alternate solutions explored and respective cost results obtained in a matter of minutes. Thus, the system provides a correct scale of cost consequences for various design approaches and enables emphasis to be placed on deeper conceptual and functional aspects of design.

The system will be sufficiently flexible to provide accurate cost figures to preliminary planners on the basis of square-foot costs for each of the many types of functional areas and at the same time provide accurate cost targets in terms of building systems such as hvac, foundations, structural, decorating, fixed equipment, etc. so that the type of project designed will be commensurate with the type of project desired by the user.

Communication with the computer is based on a conversational mode via remote computer terminal. After coded log-in procedure, the pertinent input questions and instructions as to the formulation of answers appear at the terminal. The user answers the question, thus providing the necessary pertinent data for operation of the model simulation and cost estimating. The results in the desired report format are printed at the terminal, in a matter of minutes, thus providing the user with a printed copy of the entire conversation for his records. Available formats include: complete cost estimates with quantity surveys, cost estimates grouped by sub-contracts, major system costs, costs per square or cubic foot for the entire facility. Computations determining the foundations, structure or other systems can be retrieved for more detailed scrutiny.

bring back comfort to seating.

A unique two-piece back styling gives comfort and back support where you need it most — in the lumbar area. There is added comfort from the contoured sloping seat and back. Outer shell is resistant to scratching and marring. Choose from 9 chair models, tufted or non-tufted.

For more information please write: All-Steel Equipment Inc., Aurora, Illinois 60507. Showrooms in New York, Los Angeles, Chicago, Aurora. In Canada, B. K. Johl Inc., Montreal, Toronto, Vancouver.

**All-Steel**  
one of the **CIT** companies

For more data, circle 54 on inquiry card



**COSTS UP 5.9 PER CENT FOR YEAR;  
INCREASE SMALLER THAN 1971 RATE**

Construction costs across the nation rose an average of 5.9 per cent for the year ending September 30, compared to 7.8 per cent a year ago, according to the Dodge Building Cost Services Department's semiannual survey of 183 cities in the contiguous United States. In the six months since completion of the March 1972 survey, costs rose 3.3 per cent.

Contributing to the 5.9 per cent increase for the past year was an average 4.9 per cent rise in the cost of building materials, and a 6.9 per cent gain in wage rates for building trades craftsmen. A year earlier, during the 12-month period ending September 1971, craftsmen's wages had jumped 10.7 per cent.

Cost gains over the present 12-month period revealed an interesting shift in regional trends. For the past seven years, since October 1965, highest cost gains had been posted in the Northeast, lead by the Metropolitan New York-New Jersey area. The current survey showed greatest increase in costs in New England, 6.7 per cent, followed by a 6.6 per cent cost hike in the Southeastern and South Central States. All other regions were under 6 per cent for the 12-month period, with the lowest rise, 5.3 per cent, in the Mississippi and West Central States area.

The Dodge Building Cost Services survey is based on cost data supplied by building trades unions, contractors and materials suppliers in 183 cities.

November 1972		1941 average for each city = 100.00 (except as noted)				% change last 12 months
Metropolitan area	Cost differential	Current Indexes				
		non-res.	residential	masonry	steel	
U.S. Average	8.3	390.6	366.8	382.5	372.6	+ 6.31
Atlanta	7.9	503.0	474.3	489.0	478.3	+ 8.26
Baltimore	8.2	426.8	401.3	416.5	403.2	+ 9.99
Birmingham	7.4	362.2	336.9	349.8	344.9	+ 7.88
Boston	9.1	398.8	376.8	395.8	383.1	+ 8.83
Buffalo	9.0	430.4	404.1	425.2	411.4	+ 3.54
Chicago	8.4	449.8	427.7	436.1	427.5	+ 5.98
Cincinnati	8.6	415.3	390.8	403.7	393.7	+ 6.22
Cleveland	9.3	434.6	409.0	423.7	413.7	+ 3.23
Columbus, Oh.	8.3	411.3	386.2	399.0	391.5	+ 4.16
Dallas	7.7	389.4	377.0	381.8	373.7	+ 7.86
Denver	8.2	419.3	394.4	414.4	400.1	+ 5.58
Detroit	9.5	437.2	416.5	438.8	421.5	+ 5.60
Houston	7.5	368.9	346.4	360.4	352.7	+ 4.57
Indianapolis	7.9	363.1	340.9	354.0	346.5	+ 6.02
Kansas City	8.2	371.0	350.6	361.6	352.0	+ 6.30
Los Angeles	8.2	433.1	395.9	420.2	411.7	+ 5.80
Louisville	7.7	389.3	365.6	379.9	371.1	+ 7.48
Memphis	7.6	369.2	346.7	356.4	350.6	+ 7.98
Miami	8.0	410.6	391.1	399.5	390.7	+ 5.49
Milwaukee	8.4	439.3	412.6	433.1	419.6	+ 3.94
Minneapolis	8.8	416.7	392.1	410.4	398.6	+ 3.94
Newark	8.7	380.3	357.1	374.9	365.6	+ 3.88
New Orleans	7.4	373.7	352.8	367.2	358.7	+ 8.00
New York	10.0	432.1	401.8	419.6	408.7	+ 6.84
Philadelphia	8.9	423.4	403.4	419.4	407.7	+ 11.75
Phoenix (1947=100)	7.8	222.4	208.8	214.8	210.9	+ 7.35
Pittsburgh	8.8	383.7	361.0	377.8	366.2	+ 4.87
St. Louis	8.7	407.0	384.2	400.3	389.0	+ 7.04
San Antonio (1960=100)	7.5	150.0	140.9	146.3	142.6	+ 4.30
San Diego (1960=100)	7.9	152.6	143.3	149.2	145.9	+ 5.18
San Francisco	9.4	572.8	523.5	567.1	549.5	+ 9.38
Seattle	8.5	380.4	340.4	376.8	362.1	+ 3.46
Washington, D.C.	7.9	372.8	350.1	361.0	353.5	+ 7.55

Cost differentials compare current local costs, not indexes.

**HISTORICAL BUILDING COST INDEXES—AVERAGE OF ALL NON-RESIDENTIAL BUILDING TYPES, 21 CITIES**

1941 average for each city = 100.00

Metropolitan area	1962	1963	1964	1965	1966	1967	1968	1969	1970	1971 (Quarterly)				1972 (Quarterly)			
										1st	2nd	3rd	4th	1st	2nd	3rd	4th
Atlanta	298.2	305.7	313.7	321.5	329.8	335.7	353.1	384.0	422.4	424.0	445.1	447.2	459.2	472.5	473.7	496.1	
Baltimore	271.8	275.5	280.6	285.7	280.9	295.8	308.7	322.8	348.8	350.3	360.5	362.5	381.7	388.1	389.3	418.8	
Birmingham	250.0	256.3	260.9	265.6	270.7	274.7	284.3	303.4	309.3	310.6	314.6	316.4	331.6	340.4	341.6	356.7	
Boston	239.8	244.1	252.1	257.8	262.0	265.7	277.1	295.0	328.6	330.0	338.9	341.0	362.0	377.3	378.5	392.8	
Chicago	292.0	301.0	306.6	311.7	320.4	328.4	339.5	356.1	386.1	387.7	391.0	393.2	418.8	422.8	424.0	442.7	
Cincinnati	258.8	263.9	269.5	274.0	278.3	288.2	302.6	325.8	348.5	350.0	372.3	374.3	386.1	399.9	401.1	400.1	
Cleveland	268.5	275.8	283.0	292.3	300.7	303.7	331.5	358.3	380.1	381.6	391.1	393.5	415.6	415.2	416.4	427.7	
Dallas	246.9	253.0	256.4	260.8	266.9	270.4	281.7	308.6	327.1	328.6	341.4	343.4	357.9	364.9	366.1	385.0	
Denver	274.9	282.5	287.3	294.0	297.5	305.1	312.5	339.0	368.1	369.7	377.1	379.1	392.9	398.3	399.5	413.8	
Detroit	265.9	272.2	277.7	284.7	296.9	301.2	316.4	352.9	377.4	379.0	384.6	386.8	409.7	416.9	418.1	431.5	
Kansas City	240.1	247.8	250.5	256.4	261.0	264.3	278.0	295.5	315.3	316.6	329.5	331.5	344.7	348.7	349.9	365.4	
Los Angeles	276.3	282.5	288.2	297.1	302.7	310.1	320.1	344.1	361.9	363.4	374.2	376.4	400.9	407.8	409.0	422.9	
Miami	260.3	269.3	274.4	277.5	284.0	286.1	305.3	392.3	353.2	354.7	366.8	368.9	384.7	391.5	392.7	404.8	
Minneapolis	269.0	275.3	282.4	285.0	289.4	300.2	309.4	331.2	361.1	362.7	366.0	368.0	417.1	401.7	402.9	411.3	
New Orleans	245.1	284.3	240.9	256.3	259.8	267.6	274.2	297.5	318.9	320.4	327.9	329.8	341.8	350.9	352.1	368.1	
New York	276.0	282.3	289.4	297.1	304.0	313.6	321.4	344.5	366.0	367.7	378.9	381.0	395.6	406.5	407.7	421.5	
Philadelphia	265.2	271.2	275.2	280.8	286.6	293.7	301.7	321.0	346.5	348.0	356.4	358.4	374.9	394.2	395.4	417.9	
Pittsburgh	251.8	258.2	263.8	267.0	271.1	275.0	293.8	311.0	327.2	328.7	338.1	340.1	362.1	364.5	365.7	378.7	
St. Louis	255.4	263.4	272.1	280.9	288.3	293.2	304.4	324.7	344.4	345.9	360.0	361.9	375.5	385.5	386.7	400.9	
San Francisco	343.3	352.4	365.4	368.6	386.0	390.8	402.9	441.1	465.1	466.8	480.7	402.6	512.3	535.3	536.5	559.4	
Seattle	252.5	260.6	266.6	268.9	275.0	283.5	292.2	317.8	341.0	343.3	347.1	349.0	358.4	363.0	364.5	369.9	

Costs in a given city for a certain period may be compared with costs in another period by dividing one index into the other; if the index for a city for one period (200.0) divided by the index for a second period (150.0) equals 133%, the costs in the one period are 33% higher than the costs in the other. Also, second period costs are 75% of those in the first period (150.0 ÷ 200.0 = 75%) or they are 25% lower in the second period.



# Flintkote's design for elegant living...

Flintkote brings the outdoors in with Rutherford<sup>TM</sup> Brick  
—a floor you have to see (and touch) to believe.

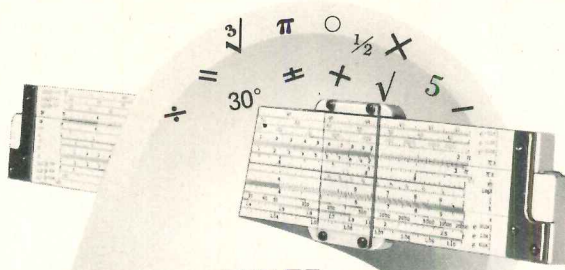
A kitchen now can be as warm and inviting as the foods served there. That is, when the floor is Rutherford Brick. □ Part of Flintkote's Vinylcraft II series, Rutherford Brick is more like kiln-fired brick than reinforced vinyl. The authentic brick-like pattern is fused (not embossed) into each 12" x 12" tile. The result —three-dimensional texture and realism with a welcome breath of the outdoors. □ For any installation . . . commercial or residential . . . on, above and below grade. SIZE: 12" x 12" in 3/32" thickness.

For more data, circle 55 on inquiry card

**FLINTKOTE<sup>®</sup>** FLOORING PRODUCTS

480 Central Avenue, East Rutherford, N. J. 07073





## COIL EXPERTISE

Still the ultimate  
in coil capability

No wonder Aerofin remains the industry standard

Aerofin's reputation as *the* heat transfer coil specialist is grounded in progressive design, manufacturing and solid sales-engineering.

Our line-up of standard coils for routine requirements more than matches competition. But for innovative applications—the one-of-a-kind, in unusual sizes—row configurations—flow channels—freeze-up hazards—thermal liquid/refrigerants operations—nobody comes

close to Aerofin. Truly advanced helical-fin coil technology delivers optimum heat transfer efficiency for every kind of fan-system heating, cooling, air conditioning, process and energy.

Call Aerofin sales engineers in Atlanta, Boston, Chicago, Cleveland, Dallas, Los Angeles, New York, Philadelphia, San Francisco, Toronto, Montreal.

**AEROFIN CORPORATION**  
LYNCHBURG, VIRGINIA 24505

Aerofin is sold only by nationally advertised fan manufacturers. Ask for list.

**HOT WATER COILS — HEATING AIR**  
Type CH - Bulletin CH-62  
Type MP - Hot Water Booster—  
Bulletin MP-61

**STEAM COILS — HEATING AIR**  
Type B - Flexitube Steam—\*  
Bulletin B-58

Universal Steam Coil \*  
High Pressure Steam Coil \*

**Non-freeze Steam Coil**  
Type A - (1" tubes) Bulletin A-61 \*  
Type B - (5/8" tubes) Bulletin B-58 \*

**REFRIGERANT COILS  
COOLING AIR**  
Type DP - Direct Expansion — \*  
Bulletin DP-66 \*not ARI rated

**WATER COILS  
COOLING/DEHUMIDIFYING**  
Type C - Bulletin CCW-71

**Removable Header**  
Type R - Bulletin R-50  
Type RC - Bulletin RC-57



## HOUSE OF TEAK

The most comprehensive inventory in America

From around the world, bold inventories of kiln dried hardwood lumber and veneer—ranging from domestic Ash to exotic Zebrawood.

CHESTER B. STEM, INCORPORATED  
GRANT LINE ROAD, NEW ALBANY, INDIANA



For more data, circle 56 on inquiry card

# Conserve Your Energy

Technical Guides to...  
**All-weather Crete Insulation**

- Leakproof roof decks
- Roof deck systems
- Reroof without tearoff
- 8 great plaza systems



Write to: SILBRICO CORPORATION  
6300 River Road, Hodgkins, Ill. 60525

For more data, circle 57 on inquiry card



Mickey shows friends the way to Disneyland's monorail station—on a Goodyear Speedramp system.

© WALT DISNEY PRODUCTIONS

## This Speedramp has carried over 40 million people, plus an occasional mouse

It was installed in 1969. Since then, this Goodyear Speedramp passenger conveyor system has carried thousands of Disneyland visitors a day to and from the monorail. Like the other eight Goodyear "moving ramp" units at Disneyland, it has done its job smoothly, safely and efficiently.

Which is why the Disneyland organization installed additional Goodyear systems at its new Walt Disney World in Florida.

In fact, over 150 Speedwalk and Speedramp systems are in service today. In airports. Shopping centers. Department stores. Stadiums. Industrial plants. Many

have been on the job for almost 20 years, carrying people, shopping carts, pets and baby carriages. And keeping downtime, maintenance costs and insurance expense to a minimum.

If your problem is moving people up and down between levels, the Speedramp system is your answer. It handles crowds easily, cuts down congestion and confusion. It has no disappearing steps to worry the elderly and the very young. It even lets wheelchairs roll on and off safely and smoothly.

And if you want to move people

horizontally—through long corridors or between buildings and adjacent parking areas—the name to remember is Speedwalk. For full information on both these proven passenger conveyor systems, write: The Goodyear Tire & Rubber Company, Transport Systems, Box 52, Akron, Ohio 44309.

**GOODYEAR**  
TRANSPORT SYSTEMS

**PPG's Solarban® 575 Twindow®  
insulating glass and matching spandrel:  
a unique display of unity.**

The developer of Denver's Greenwood Plaza had two thoughts in mind when design planning began for his three-building office complex: Design to give occupants full advantage of the view; but design so that the building will not intrude into the beautiful, natural setting.

The architects concurred. They chose PPG's *Solarban 575 Twindow* reflective insulating glass and the new matching *Solarban* spandrel units to complement the earthy tones of the aggregate structurals. The matching appearance of the *Solarban* glass units and the spandrel units (a new glass-metal type) combine to give the impres-



sion of solid glass walls, with uniform reflectivity of the naturalized surroundings.

This total glass approach helps settle the development into its site, and also preserves the natural feeling of spaciousness.

A great deal of practicality enters the picture, too, since the high thermal performance of the *Solarban* 575 units contributes significantly to occupant comfort. And the matching, reflective *Solarban* spandrel units outperform conventional single-glazed spandrel products in both U-value and shading coefficient. *Solarban* spandrel units are opaque and need no backup

material for visual purposes. And because of the low U-values, field installation of backup insulation material is not required.

See PPG about *Solarban Twindow* units—and the new matching spandrel units—for your next building. Early in the design stages. Write PPG Industries, Inc., One Gateway Center, Pittsburgh, Pa. 15222.

Developer: The John Madden Company,  
Denver, Colorado




Architect: Kirkham-Michael & Associates,  
Omaha, Nebraska

### PPG: a Concern for the Future

For more data, circle 59 on inquiry card



# These ideas could change your mind about roofs.



(Upper left) Roof and walls in one piece . . . and of stainless steel! This is the new Temple Adath Yeshurun, Syracuse, New York. 24,000 square feet of DUROFLASH stainless was used.

(Above) The unusual dodecahedron roof of this space-age ski lodge in Vermont features DUROFLASH stainless in 24 planes, joined to 12 trapezoidal Plexiglas\* windows.

(Lower left) America's largest bermuda roof. The Benjamin F. Yack Recreation Center, Wyandotte, Michigan. Thirty tons of DUROFLASH roofing sheets. Forty-one thousand square feet. Installed with spectacular ease.

DUROFLASH® stainless steel roofing and flashing . . . the "creative" material that lends itself to the unusual. Stronger and tougher than copper and aluminum. Easily joined by soldering or welding. Rated as dead-soft, it shows little or no springback when bent for forming. DUROFLASH offers important advantages, too, in stability, both in appearance and price. It will not change color and never needs cleaning or maintenance. Its cost is unaffected by fluctuating availability. In fact, dollar for dollar, DUROFLASH offers more roof for less money.



We'll be glad to send useful reference literature describing these applications and perhaps suggesting some for you. Write for new brochures Adv. 2218 and Adv. 2271. Republic Steel Corporation, Cleveland OH 44101.


\*Plexiglas is a trademark of Rohm and Haas Company.

## Republicsteel



For more data, circle 60 on inquiry card





The  
strength

The  
style

The  
range

Door closers.  
Look at them as we do.  
From the inside,  
where strength and power  
combine to easily close  
the heaviest doors.

Now look at their eye appeal.  
Clean, smooth lines.  
Handsome finishes.  
Style.

Take a look, too, at the choice:  
The powerglide®,  
the 1200 Series.  
A door closer for every door,  
in every value range,  
with every feature.

Sargent door closers . . .  
well worth another look.

 **SARGENT®**

A complete line of advanced architectural hardware, including the Sargent Maximum Security System  
New Haven, Connecticut □ Ontario, Canada

*For more data, circle 61 on inquiry card*

# Loktuft<sup>®</sup> survives on three meals a day.

Three times a day, seven days a week, 2,500 students of Bob Jones University, Greenville, South Carolina, torture a carpet backed with Loktuft<sup>®</sup> Duon secondary backing.

The carpet is a 42 oz. level loop by Wunda Weve Carpets, Division of Dan River Inc. The 85' x 300' tackless installation, over dense rubber padding, is the largest carpeted university dining room in America.



Loktuft Duon secondary backing was used because it lays flat without bubbling or rippling. It also saves time and labor since it does not require extensive power stretching to achieve a good, flat installation. Loktuft cuts cleanly without fraying. And seams join almost invisibly.

Now they've discovered how well it performs.

After two years, Jim McAbee of Certified Carpet Service, Greenville, reports not a single call-back on the installation. No stretching. No delamination problems.

Loktuft Duon secondary backing withstands the rigors of intense traffic, movement of thousands of chairs and repeated cleanings.

Even massive water spills common to large dining hall facilities create no puckering problems and that's because Loktuft is made with Marvess<sup>®</sup> olefin, a Phillips 66 fiber which resists damage from rot, mildew and insects.

Loktuft Duon. If it can handle three meals a day at Bob Jones University, it can handle anything you might serve up.

**Loktuft<sup>®</sup>**  
A PHILLIPS 66  CARPET BACKING

**PHILLIPS FIBERS CORPORATION** GREENVILLE, SOUTH CAROLINA. A SUBSIDIARY OF PHILLIPS PETROLEUM COMPANY. MARKETING OFFICES: P.O. BOX 66, GREENVILLE, S.C. 29602, (803)242-6600, 1120 AVENUE OF THE AMERICAS, N.Y., N.Y., (212)697-5050.  
\*REG. U.S. PAT. OFF., PHILLIPS PETROLEUM COMPANY

*For more data, circle 62 on inquiry card*

# FOUR MO-SAI TEXTURES & COLORS IN PET PLAZA

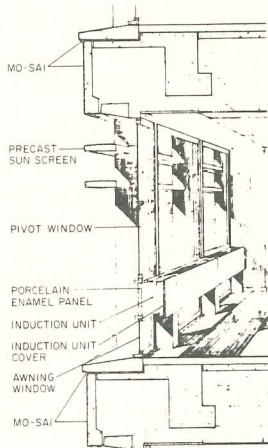
ST. LOUIS, MISSOURI

Mo-Sai color and texture versatility is demonstrated well in this distinctive St. Louis office tower. Four different Mo-Sai colors and textures, in exposed black and pink granite and crushed white limestone, were used to coordinate building and plaza areas. Mo-Sai panels on the main building, paving for the plaza, Mo-Sai railings on observation balcony and surrounding the plaza all complement the architectural design. White concrete sunscreens, also supplied by the Mo-Sai manufacturer, provide a contrasting texture-color.

Clip angles cast in the Mo-Sai units were used to bolt them to poured-in-place concrete structural members.

PET PLAZA / St. Louis, Missouri  
Architects: A. L. Aydelott & Associates  
Structural Engineers: Severud-Perrons-Sturm-Conlin-Bandel  
General Contractor: G. L. Tarlton Contracting Co.

Stouffer's Riverfront Inn, a circular tower motor hotel, also built by a Mo-Sai manufacturer, is in the background. Architect: William B. Tabler, N.Y.C.



*Mo-Sai*

PRECAST, PRESTRESSED CONCRETE  
WITH EXPOSED AGGREGATE

**MO-SAI INSTITUTE, INC.**  
Information Office  
110 Social Hall Ave.  
Salt Lake City, Utah 84111  
Members, Producers' Council

**ALLIED BUILDING SYSTEM, INC.**  
260 Tolland Turnpike  
Manchester, Connecticut 06040

A wholly-owned subsidiary of  
**PLASTICRETE CORPORATION**  
1883 Dixwell Avenue  
Hamden, Connecticut 06514

**BADGER CONCRETE CO.**  
P.O. Box 1068  
437 Marion Road  
Oshkosh, Wisconsin 54902

**BEER PRECAST CONCRETE LIMITED**  
110 Manville Road  
Scarborough, Ontario, Canada

**CAMBRIDGE CEMENT STONE CO.**  
P.O. Box 41  
156 Lincoln Street  
Allston, Massachusetts 02134

**ECONOMY CAST STONE CO.**  
P.O. Box 3-P  
100 E. Franklin Street  
Richmond, Virginia 23207

**GOODSTONE MANUFACTURING CO., INC.**  
470 Hollenbeck Street  
Rochester, New York 14621

**HAMILTON CONCRETE PRODUCTS CO.**  
1401 East 39th Street  
Chattanooga, Tennessee 37407

**HARTER CONCRETE PRODUCTS, INC.**  
1628 West Main Street  
Oklahoma City, Oklahoma 73106

**JACKSON STONE CO., INC.**  
P.O. Box 4355  
Fondren Station  
Jackson, Mississippi 39216

**OLYMPIAN STONE CO., INC.**  
P.O. Box 685  
192nd N.E. and Union Hill Road  
Redmond, Washington 98052

**SEKIGAHARA STONE CO., LTD.**  
2-11-1 Takara-Cho, Chuo-Ku  
Tokyo, Japan

**SOUTHERN CAST STONE CO., INC.**  
P.O. Box 1669  
Sutherland Ave. and Concord Street  
Knoxville, Tennessee 37901

**TEXAS INDUSTRIES, INC.**  
Structural Products Division  
P.O. Box 400  
Arlington, Texas 76010

**TRINITY DIVISION OF  
GENERAL PORTLAND CO.**  
The Rackle Precast Operations  
8400 East Freeway  
P.O. Box 15008  
Houston, Texas 77020

**WILSON CONCRETE CO.**  
P.O. Box 56  
Red Oak, Iowa 51566

P.O. Box 7208  
South Omaha Station  
Highway 75 Avery Road  
Omaha, Nebraska 68107

# MICROZINC 70... titanium alloy sheet metal that is pre-weathered.

Microzinc 70 gives the architect a new esthetic dimension for commercial and institutional roofing design. It's pre-weathered. The natural oxidation has been accelerated thereby achieving a maintenance free surface which is resistant to sea air and industrial atmospheres. This coating is not artificial and therefore will not peel, crack, blister or fade.

Less expensive than most long-life roofing metals. Microzinc 70 can be used in direct contact with concrete or mortar, is easily formed and soldered, and produces no run-off stain.

Write for the new Microzinc 70 booklet which includes comparative properties plus design details. We will also send you a sample of the pre-weathered metal so that you can examine the color and finish of Microzinc 70 for yourself.



**BALL METAL & CHEMICAL**  
DIVISION OF BALL CORPORATION  
GREENEVILLE, TENN. 37743

Greeneville Federal  
Savings & Loan  
Greeneville, Tennessee  
Architect: Boyd & Arthur  
Roofing & Sheet Metal:  
Hicks Sheet Metal Co.



For more data, circle 64 on inquiry card

## Can you save money for your client in his laundry department?



We'll help you hold our end of the line against rising construction costs! MILNOR'S planning department can show you how to achieve substantial savings if you'll write for our free

laundry planning kit. With the information you provide on the planning check-sheets in the kit, we can analyze equipment needs, develop layouts, and furnish you with a cost analysis for this part of the job. At no cost or obligation, of course. For your free kit, write **PELLERIN MILNOR CORPORATION, P.O. Box 398, Kenner, La. 70062 (a suburb of New Orleans).**

SOLD AND SERVICED  
BY INDEPENDENT DEALERS  
THE WORLD OVER



© PELLERIN MILNOR CORPORATION

For more data, circle 65 on inquiry card

## CHOSEN FIRST, TO LAST.



This unit is a recessed combination paper towel dispenser and waste receptacle. It's only one in a complete line of washroom equipment. All possess the finest in workmanship to give you units that last. That's why architects throughout the world choose Parkers first!

For complete catalog  
call or write


charles  
parker

290 PRATT STREET  
MERIDEN, CONN.  
06450

Tel. 203-235-6365



For more data, circle 66 on inquiry card



## One move and ULTRAWALL\* pays its own way.



ULTRAWALL Movable Partition System starts saving big money the first time space needs change. Relocation costs a fraction of the expense of tearing out and rebuilding fixed partitions. There's no waste or debris to clean up; no need to slow up "business as usual" during remodeling.

Among movable partitions, only ULTRAWALL does it all. Components are non-combustible. Ceiling-height assemblies carry a 1-hour fire rating. Sound ratings range from 40 to 50 STC. Use any of five fast-installing systems. Or combine them. Just varying the stud creates a variety of partition functions. And ULTRAWALL is installed only by carefully selected and licensed contractors to assure consistent results.

Get all the details from your U.S.G. Technical Representative or write to:  
101 S. Wacker Dr., Chicago, Ill. 60606, Dept. AR-112

**UNITED STATES GYPSUM**   
BUILDING AMERICA

\*Reg. U.S. Pat. Off.

For more data, circle 67 on inquiry card

# Kawneer introduces **Manual Balanced Entrances**

**A versatile new entrance program  
that adds design flexibility to the practical  
benefits of the Balanced Door Principle**

## **Design options featuring exclusive 4½" frame depth**


Kawneer's Manual Balanced Aluminum Entrances provide design versatility for those jobs which require maximum door control without sacrificing ease of operation. Narrow, medium and wide door styles can be installed in a narrow 4½" as well as a standard 5½" depth framing system. Now you can specify a manual balanced door and still maintain consistent mullion depth throughout your design . . . whether the desired look is an extremely slim or monumental profile.

## **Engineered performance**

Each entrance is engineered for maximum strength and durability. Doors feature rugged dual-moment corner construction, self-aligning pivots with spring-cushion backstop, and adjustable pile weathering on all four sides. Frame joinery is specially engineered to withstand abusive traffic and heavy winds. Pivot nearer door center nearly equalizes wind and stack pressures on either side—so the door requires less force to be opened, less pressure to stay closed.

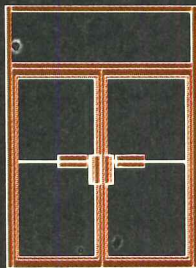
## **Economical installation**

Factory fabrication and assembly of the total entrance unit insures precise alignment of moving parts and quality workmanship throughout. Elimination of time-consuming and costly jobsite fabrication and assembly holds installation costs to a minimum.




# Design flexibility


The Manual Balanced Entrance Program allows choice of any of these three basic door types. Each can be combined with 1 3/4" x 4 1/2" standard framing for the slimmest appearance in the architectural aluminum industry. Or with 2 3/4" x 5 1/2" framing to achieve maximum structural qualities.



'190' Narrow Stile Door



'350' Medium Stile Door



'500' Wide Stile Door

## Concealed Overhead Closer

Adjustable closing and latching speeds and adjustable spring tension keep door operation consistently smooth.

## Rugged Dual-Moment Corner Construction

The combination of four sigma deep penetration welds plus mechanical fastening at all corners provides exceptional door strength.

## Adjustable Pile Weathering

A perfect fit can be obtained on all four sides of the door to assure maximum resistance to air and water infiltration under the most severe conditions.

## Hardware Options

Various designs and color combinations of push-pull hardware are available to complement the entrance design.

## Available in Permanodic® Hard Colors and Clear Finish

Entrances are available in hardcoat PERMANODIC® finishes of medium bronze, dark bronze, and black or in Alumilite clear finish. Extruded aluminum balance arms and pivots can be anodized to match the entrance finish. Stainless steel pivots and arms are optional.

## Balanced Pivoting Mechanism

Self-aligning pivots at all points of rotation and a spring-cushion backstop insure years of trouble-free operation.

**KAWNEER**  
ARCHITECTURAL PRODUCTS

**AMAX**  
ALUMINUM

1105 North Front Street  
Niles, Michigan 49120

For more data, circle 68 on inquiry card

Everybody takes copper plumbing for granted. Clog-free, corrosion resistant and non-contaminating, copper quietly does its job for the life of the building, needing less maintenance than other materials. It's the dependable one.

Contributing to the long range economy of copper is its fast, easy installation. Copper requires no flammable joining compounds, needs no extra supporting hardware. Copper doesn't sag with heat or get brittle with cold. What's more, it can be altered easily and economically if a system change is ever needed.

Most important, copper does not create a po-

tential fire hazard. Copper will not burn and decompose to toxic gases or conduct fire through floors, walls and ceilings.

So, keep taking copper plumbing for granted. Copper is a quality product, backed by years of proven service and code acceptance everywhere. It may cost a little more to begin with, but first cost is the least cost when it's the last cost.

For a booklet listing 44 solid reasons why copper is your best buy, write: Copper Development Association Inc. 405 Lexington Avenue, New York, N.Y. 10017.

# Copper plumbing. The dependable one.



 **COUNT ON COPPER**

For more data, circle 69 on inquiry card



# GUND HALL— HARVARD'S GRADUATE SCHOOL OF DESIGN UNDER ONE ROOF

Some threatened but still powerful ideas can be seen in Harvard's new Graduate School of Design by John Andrews, Architects: the idea (on which the multi-disciplined GSD itself is based) that design programs should be applicable in scale from buildings to cities; the idea that complex design must be approached as an interdisciplinary problem; the very idea that architectural space can give form to such conceptions. The program written for Gund Hall by the GSD was followed closely and it was completed quickly for a large building, though some might deny these statements. But the strong protests over the building in 1969 (see discussion, page 104) slowed it down very little really, and changed almost nothing. The meaning of Gund Hall lies in these impassioned protests that occurred when the building became a symbol of discredited values, as well as in its crystallization of architectural ideas.

*Len Gittleman*







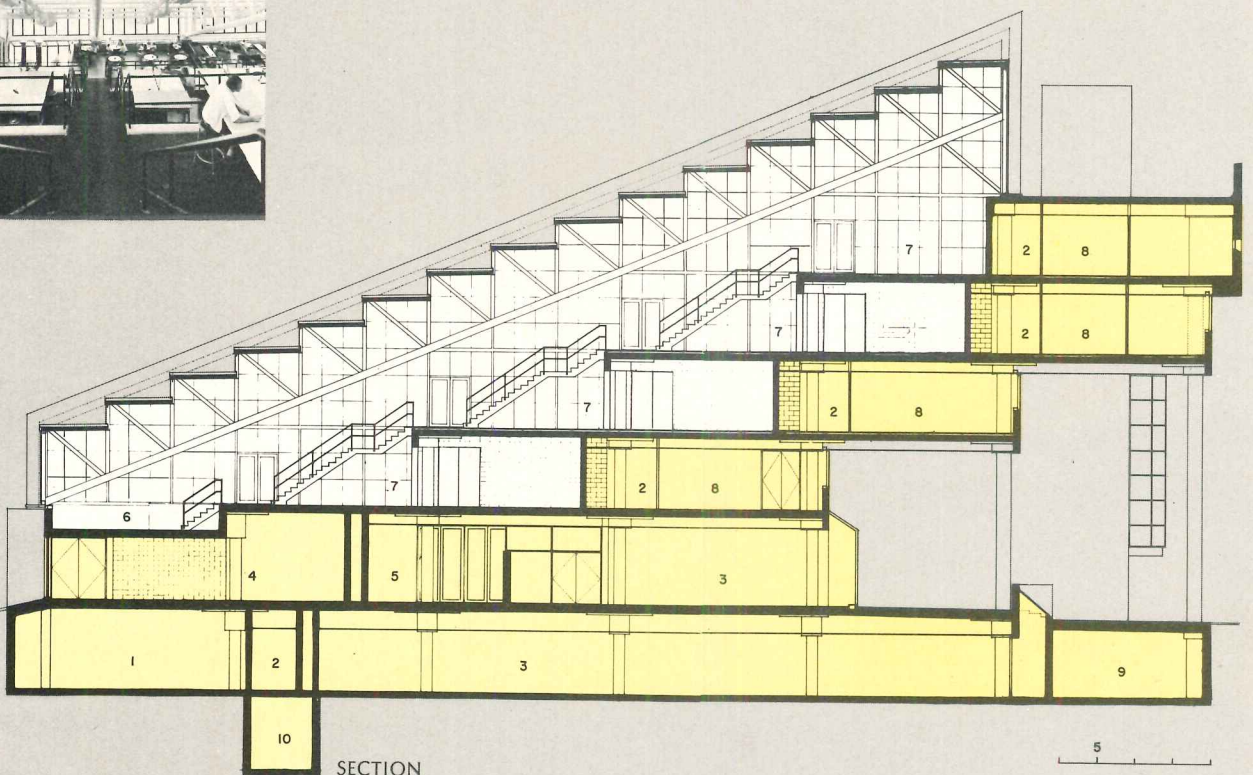
The central studio space is covered by a canopy of glass and steel—it is the principal symbol of the design

The central studio at Gund Hall brings together for the first time in fifty years all programs within the Graduate School of Design at Harvard. It brings them together physically and as a symbol of the GSD, but it will take time to learn whether these separate entities—Department of Architecture, City and Regional Planning, Landscape Architecture, The Urban Design Program, The Program for Advanced Environmental Studies, and the Laboratory for Computer Graphics and Spatial Analysis—can work together as an interdisciplinary unit, without hierarchy, as intended. As the section shows, there are areas at the back of each level where individuals or groups may have securely private spaces if they choose.




Steve Rosenthal photos



- 1 Audio visual
- 2 Circulation
- 3 Library
- 4 Technology workshop
- 5 Exhibition
- 6 Design workshop
- 7 Studios
- 8 Faculty offices
- 9 Microforms and maps
- 10 Mechanical tunnel


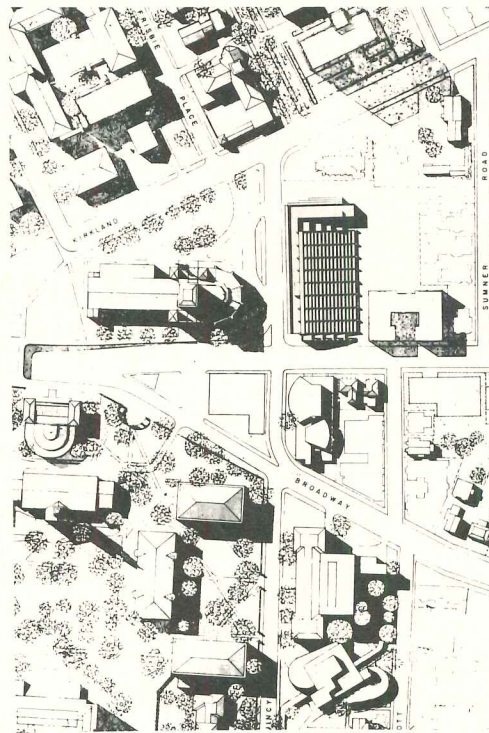






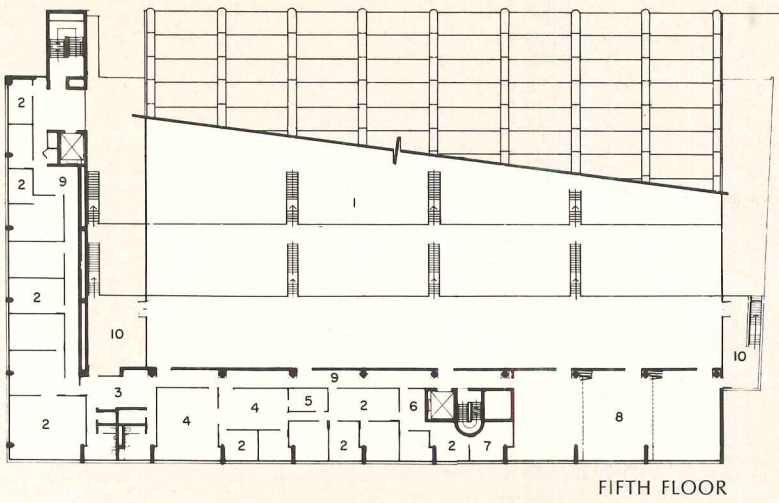
**A walk around Gund Hall shows the changes in appearance that make it many different buildings, day and night**

Leaving the buildings around it unacknowledged, Gund Hall manipulates its own expressions of circulation, material, symbol and historical context. In that way and many others it is like its neighbor down the street, Carpenter Center. Slight changes in position as a viewer bring sudden changes in proportion and a look at new details. The iridescent green of the fiberglass roof is unfamiliar as an architectural material; it has feelings of science fiction, or the opposite quality of camp fires at night. The other exterior surfaces are exposed reinforced concrete and a gray tinted glass. The concrete columns along the front facade are a clear announcement of the entrance; the high overhangs create generous shade, but little protection from wind or hard rains.



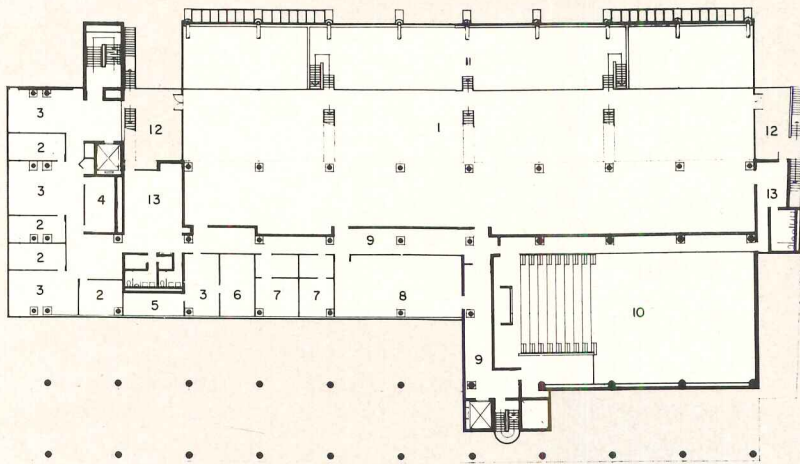


**Inside, the Francis Loeb Library, Piper Auditorium, and faculty offices are arranged as supporting spaces to the studios**



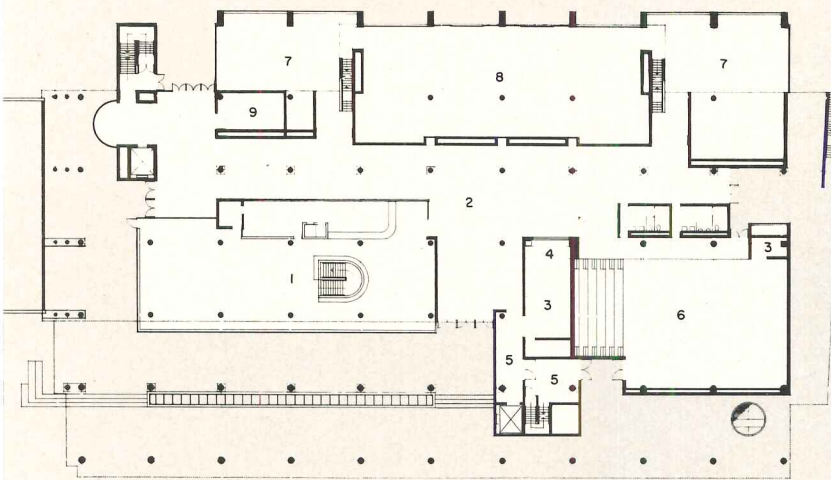
- 1 Studio
- 2 Faculty offices
- 3 Lounge
- 4 Computer
- 5 Storage
- 6 Secretarial
- 7 Director
- 8 Seminar
- 9 Circulation
- 10 Terrace

FIFTH FLOOR



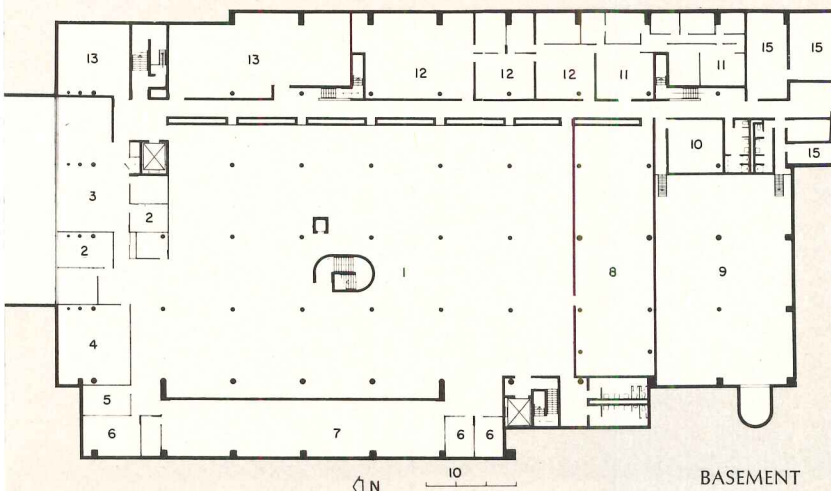
- 1 Studio
- 2 Chairman
- 3 Secretarial
- 4 Conference
- 5 Assistant dean
- 6 Dean
- 7 Administration office
- 8 Seminar
- 9 Circulation
- 10 Lecture hall—upper level
- 11 Design workshop
- 12 Terrace
- 13 Lounge

SECOND FLOOR



- 1 Library
- 2 Exhibition
- 3 Storage
- 4 Bar
- 5 Circulation
- 6 Lecture hall
- 7 Studio
- 8 Technology workshop
- 9 Janitor


GROUND FLOOR




- 1 Library
- 2 Library administration
- 3 Technical services
- 4 Rare books
- 5 Staff lounge
- 6 Group study
- 7 Microforms and maps
- 8 Vertical files
- 9 Mechanical
- 10 Reproductions
- 11 Photography
- 12 Audio visual
- 13 Storage
- 14 Circulation
- 15 Electrical

BASEMENT

Loeb Library and the auditorium occupy most of the ground floor, with the largest portion of the library space in the basement. Loeb Library houses 155,000 volumes and has become a major architectural collection. The building may be expanded if necessary from the point of the stair tower at the end of the shorter office wing, shown in the photo at left. Gund Hall now contains over 150,000 square feet of floor space, with space for 500 students, about 80 faculty, and 50 administration including library and workshop staffs. The building is air-conditioned using chilled water from the Harvard central utility plant, and it is heated through high-pressure steam from the same source.





**The roof was the major technical problem, solved with 134-foot clear-span tubular trusses, fiberglass, and fire-retardant paint**

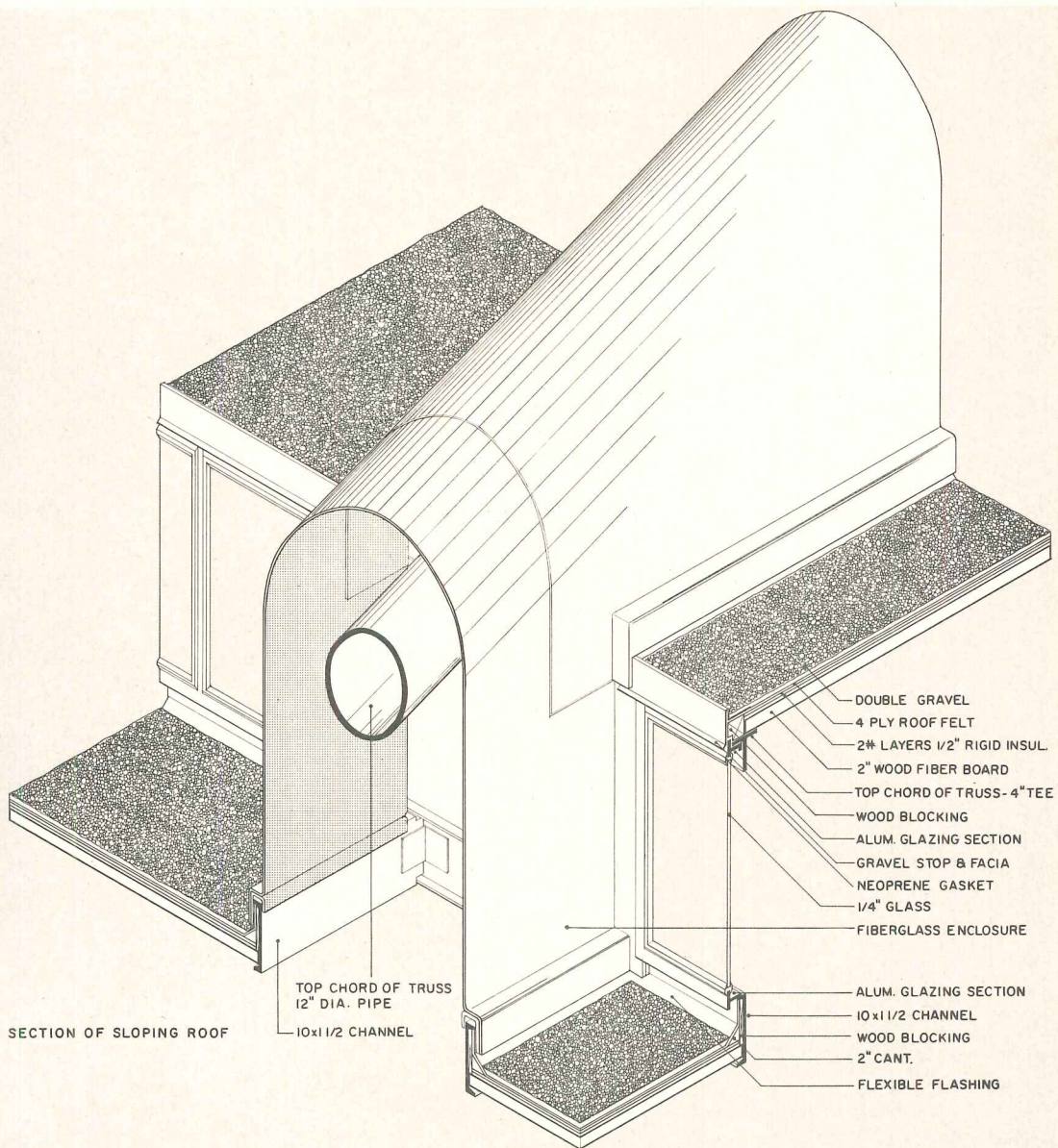




Translating the clear conceptual idea of the studio space into reality was the main problem of Gund Hall's engineering and construction. The visual qualities of the details, as well as the engineering, were an issue because the Andrews office wanted the structure and mechanical systems of the roof exposed, partly as a teaching tool. The 134-foot-long, 11-foot-deep main trusses were built from round steel tubing partly for this reason; tubing allows cleaner connections in welding than "I" beams or angles, and there are not so many edges to reveal the fireproofing that is indeed in place on the trusses. The round tubing is also an efficient shape in compression, one portion of the resisting force in any truss. Lateral bracing of the studio frame has been accomplished through x-member tension cables at both end bays, at the high and low elevations of those bays. Lower ends of each main truss are supported on a sliding bearing plate to accommodate movement.

The fireproofing is about one-eighth-inch thick coating of intumescent paint on all surfaces of the trusses, which gives a three-fourths-hour fire rating. (Intumescent paint expands, or foams up, if heat hits the trusses, becoming after that a thick layer of incombustible insulation.)

The translucent roof truss enclosures were prefabricated in sections, each section hand laid-up in moulds out of glass-fiber-reinforced resin. The resin is self-extinguishing in case of fire, and very precise mixing controls must be maintained to keep such self-extinguishing resins translucent; usually they become opaque. Thus, the covers allow some light into the studio space and the glazing brings in the rest. The internal solar effect of the large areas of glass in Gund Hall required careful study; reflective glazing is used on most of the east, south and west facades (including studios) while north-facing windows are mostly clear glass. Hot water convectors of various configurations are located to "wash" against most glazed areas, and in the studio high-velocity reheating and air-conditioning units are organized with the larger visual pattern.

Natural light is an important part of the illumination within studios during the day, but not all of it. There is support lighting of standard fluorescent fixtures in the low-ceiling areas, and indirect lighting within the saw-tooth configuration of the roof. The main library, the ground floor gallery, and the office areas are covered with an unusual and effective metal batten ceiling in which fluorescent lighting has been integrated using single lamp fixtures.





## From the beginning, Gund Hall stood for broad social and architectural issues it could not reconcile

An architect designing for other architects knows he's in trouble from the start, though John Andrews fared better at Harvard than some others have in the recent past. The design process for Gund Hall was threatened in the spring of 1969 by students who thought the building should never be built at all, by several Harvard design professors who agreed with them, and by the general ambivalence within the administration over whose side to take, or rather how low their profile should be until the trouble stopped.

But José Luis Sert, who was dean from 1953 to 1969, believes the building has remained true to the early program which the School submitted to Andrews. Tom Stifter (he helped write the program) who is now assistant chairman of the department of architecture and a consistent critic of the Andrews design says "... Yes, the program was followed, logistically at least." So the student protests caused almost no changes in the original ideas, and the architect held his decisions intact; the smaller but constant day-to-day problems he did have may be attributed to vague, shifting lines of communication. "The identity of the client was always unclear," says Graham Gund, a Cambridge architect whose family was the principal donor. "Was it the school? The faculty? The dean, nominally the working decision-maker, changed three times in the course of construction."

Yet the questions, once raised, have not gone away. The serious disruptions at Harvard in the spring of 1969 triggered by the invasion of Cambodia and the Kent State shootings are part of it. Earlier, there were local but still university-wide street actions questioning Harvard's role in the community around it. More specifically, there were arguments in the GSD over the Urban Field Service, an advocacy architectural program run by GSD professor Chester Hartman. Some students, and some students within the GSD particularly, believed the university was insensitive to the housing, financial and job conditions of neighboring people. Hartman's Urban Field Service, one small attempt to reach the community, was given little funding, and students did not receive academic credit for participating. "Some students and some faculty thought the building should not be built at all, that it was socially irresponsible and that money should be spent in another way," says Maurice Kilbridge, the present dean. Specific architec-

tural dissatisfactions were harder to articulate, but they nevertheless existed. Ray Frieden, then a student at the GSD says this: "There was a feeling that Gund Hall was too specialized; that there was no room for flexibility or significant change; that Gund Hall was a place for turning people out mechanically. The building was, and is, clearly in the mainstream of the profession, and people believed they wanted no part of the mainstream, or the main line that was discredited."

These arguments are important and they give us clues about the dual meaning assigned to Gund Hall by the people involved with its building. They will be further clarified by looking at the building itself.

The main studio is described this way by Ned Baldwin, partner-in-charge for the Andrews office: "It is a simple loft space organized so that the various disciplines it houses all will rub elbows. Students and faculty will constantly be exposed to one another rather than isolating themselves. Re-allocation of space among the disciplines can occur with ease, and most importantly, it is not so easy for hierarchies to develop between them. All subjective and visual potential in detail and choice of materials have been utilized to further express these concepts." The ideas that designers from many disciplines should work together as a design team—and the assignation of importance to facilities and programs that teach this way—is a powerful attitude in modern architecture, and Harvard has a clear line to some of the first people to create it. Sert recently told the RECORD: "I have stood all my life for the integration of the arts, or at least the integration of architectural disciplines. This is what Harvard has to offer." Gropius stood for the same thing, and Gund Hall is a magnificent expression of that idea.

Dean Kilbridge, who is not an architect and not trained in the Gropius-Sert-Andrews tradition, points out that the non-existence of physical barriers might cause the creation of tighter psychological or personal and group barriers as a substitute. The assumption is a need for privacy and individual control; if it can't be achieved physically it will be achieved in other ways. But he says this to indicate another intellectual position, rather than attack the studio space; there is time now to wait and see whether the original ideas were correct.

The studio is clearly a success as the symbol it wanted to be. Once committed to undifferentiated space, it would have been wrong to put in columns or walls to save money, and the architects were able to resist these pressures from sources within Harvard. One has difficulty relating the studio to known spaces; there are feelings of a stadium about it, or an indoor track or some qualities of a cathedral. The ambient noise from the air conditioning is high,

which helps eliminate sharp noises from the general clatter of a drafting room. The space is surprisingly quiet; you can hold a conversation at normal levels and your words are not overheard across the room. From the way the students have arranged themselves in the first four weeks, the drafting boards out in the open are apparently more desirable than those under the low ceilings, and the boards right at the edge of the "cliffs" seem the hottest property of all.

Outside, there are quick, powerful changes in the configuration of the building as you walk around it. That and the rational, technological, almost science-fiction ambience of the roof (particularly the greenish fiberglass) are its most striking features. One of the major monuments of Harvard, Memorial Hall, is across the street but Gund Hall makes only one concession to its presence; the curved stairway along Quincy Street is placed on axis with Memorial Hall's curved wall, so that from the second and third landings inside the stairs, a powerful straight-on view of the Victorian pile is framed through the glass. Otherwise, Gund Hall like Carpenter Center down the street continues modern architecture's firm tradition of going its own way.

The protestors could have found meaning in Gund Hall's dialogue with itself at the expense of the buildings around it, but they were concerned with less obvious broader generalities: power relationships, styles of thinking, basic assumptions and their results. Gund Hall became "the main line," "Cambodia," a symbol for the corporate state. The central question then becomes, would any building have been challenged (an anti-shelter attitude that should be re-thought if you hold it) or was it the *kind* of building that people questioned? Architectural forms sometimes become associated with social forces we don't mean to strengthen, and the original meanings of forms get lost or mean something else; that is a central problem in modern architecture today. Architects might not believe that new formal metaphors for broad shifts in values are needed but some students and professors at Harvard went through a groping, inarticulate time of trying to establish the existence of the problem through Gund Hall. Moral arguments against important buildings become more common, and they are warning signs of trouble within the style itself. —Robert Jensen

GUND HALL GRADUATE SCHOOL OF DESIGN, Harvard University, Cambridge, Massachusetts. Architect: John Andrews, Architects—John Andrews, Edward R. Baldwin and John Simpson, designers; Edward R. Baldwin, partner-in-charge. Engineers: LeMessurier Associates (structural); G. Granek & Associates (mechanical); Jack Chisvin & Assoc. (electrical). Cost consultants: Helyar, Vermeulen, Rae & Mauchan. Landscape architects: Richard Strong Associates. Specifications: Wood, Angus & Owen Inc. Acoustical: Harold R. Mull & Assoc. Contractor: J. Slotnik Co.



---

# Westinghouse corporate offices


---

The Westinghouse Corporation, through its Design Center and with the active interest of its chairman, Donald C. Burnham, has vigorously sponsored good design in both products and new facilities. The corporate offices in Pittsburgh, by the Knoll Planning Unit, thus represent a standard rather than an exception, a concern for employee amenity that is common everywhere in the firm. In addition to this spirit of generosity and spaciousness, whimsy and surprise, as in this small executive conference room (above), are sprinkled throughout the building.



*On the executive floor, the corner offices (acrosspage) are occupied by the presidents of the four companies that comprise the Westinghouse Corporation. Mr. Burnham's office (above) is between two of them and looks directly down the Ohio River. Each of the offices on this floor is designed to the taste of its occupant. Furnishings range from traditional mahogany pieces to the specially-designed pedestal desk at which the chairman works.*

Joseph W. Molitor photos






*The public spaces best illustrate the pleasant spaciousness of the building. A small grouping of comfortable furniture greets visitors (farthest left) as they enter the otherwise forbidding lobby. The elevator lobbies (left) and the wide corridors on each floor (below) are also filled with planting and carefully-chosen graphics. The reception area (right) is shared by two executive offices.*







*The Corporate Design Center, which has been so effective in upgrading the visual image of Westinghouse, has several open plan work spaces (below) that adapt easily to the changing projects of the center. The offices of its director, E. W. Seay (above) and assistant director, Philip Andrews (below), are exceptional examples of the personalization found in many workspaces throughout the building.*

WESTINGHOUSE CORPORATE OFFICES, Pittsburgh, Pennsylvania. Interior designers: Knoll Planning Unit—Lou Butler, project designer. Client representatives: Corporate Design Center and Headquarters Works Engineering. Art program: Eliot Noyes and Ivan Chermayeff. Consulting engineers (water-cooled light fixtures): Meyer, Strong and Jones.




# These houses go beyond good design toward poetic expression of place

Sometimes, even when a house is technically perfect in its relationship to the site, it doesn't "feel" right. Usually that's because the architect has been more interested in making a personal statement than he has been interested in expressing the spirit of that particular place. But the best buildings evoke the essence of their environment; that's the true poetry of architecture. These four houses, in widely disparate places—Long Island Sound, Hawaii, the Bahamas, the Berkshires—go beyond sound planning and orientation toward an intangible sense of "appropriateness." They say something about the history and culture of their region at the same time that they solve, with style, the easy but impossibly difficult problems of domestic architecture.—*Jim Morgan.*



## Yacht-like luxury beside Long Island Sound



Maris/Semel photos

In strictly technical terms, there is no more difficult house site than one which faces due west across a body of open water. The effects of glare, heat buildup, untrammelled winds, humidity, saltspray and other corrosive agents all must be considered. If the site is also marshy, as was the one on which Richard Henderson's clients proposed to build, the restrictions on the designer are indeed severe.

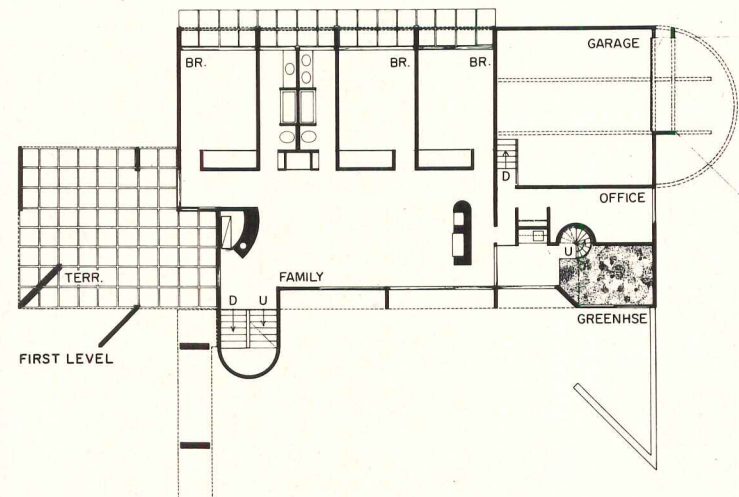
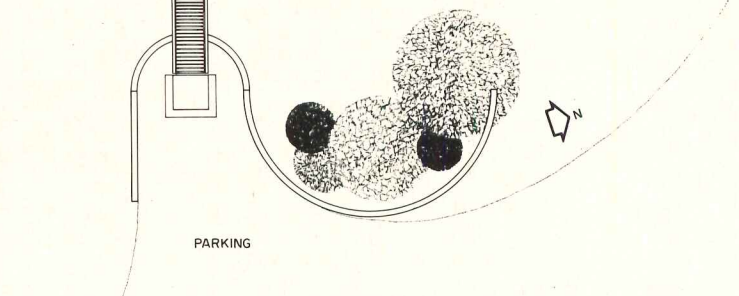
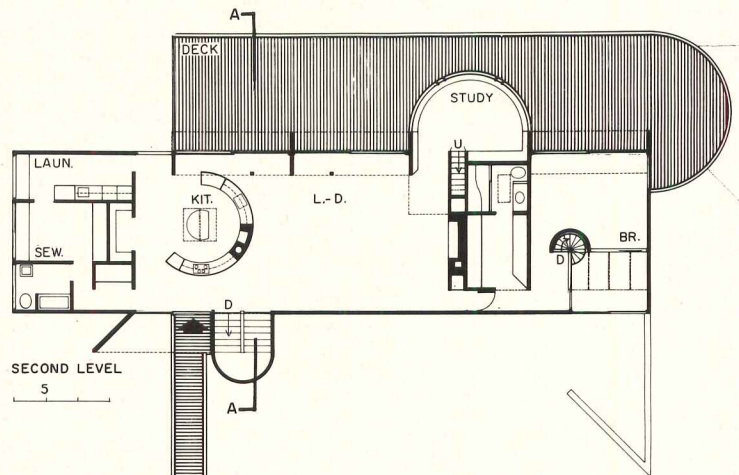
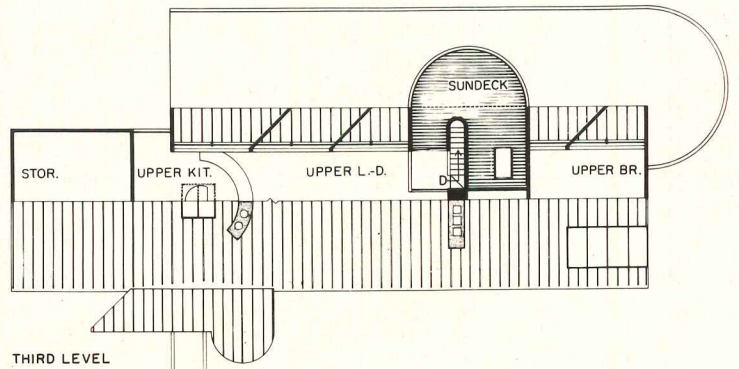


But it was also one of the very last pieces of waterfront property in the Great

Neck area of Long Island's North Shore. Henderson's design stands proudly among generations of elegant mansions there. From the water, it brings back memories of the great steam yachts that once plied those waters. From the nearby houses, however, its pitched roofs make it seem very much a "good neighbor." Actually, there was little choice: the deed read that all roofs must be pitched. Porches could be flat, of course, so toward the water, the architect has tucked the lower level children's rooms

under a broad deck off the living room and the semi-circular study under a small sun-deck. Besides being a spectacular place for viewing the Sound, it turns a potentially dull facade, with its necessary but overpowering sunscreen, into a balanced and pleasant composition. The glazed walls of the study are, incidentally, of special order rolled glass sheets.

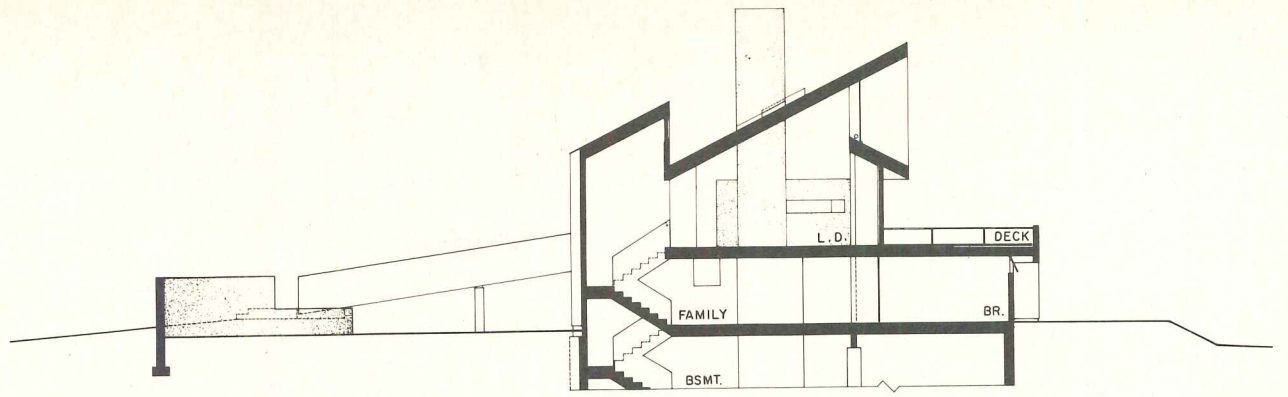
Architect: Richard Henderson. Location: Near Great Neck, Long Island, N.Y. General contractor: Richard Brickman.











Complete separation of adult living rooms on the upper level, approached by a ramp from the parking area, and those for the teen-aged children below, was specified in the program. With the exception of a two-story greenhouse behind the master bedroom that division is complete. The central portion of the upper floor is devoted to the living-dining room (above) and the kitchen (right), whose semi-circular white stucco enclosure serves as a foil to the otherwise cedar-clad space.



SECTION A-A



## Umbrella-like roofs shed Hawaii's frequent rains



Julius Shulman photos

When architect Harrell McCarty decided to build himself a house near Hilo, on the island of Hawaii, he had some very clear criteria upon which to base the design. In addition to highly specific environmental circumstances, he planned to construct everything, except for the roof structures and covering, plumbing and wiring, himself.

The rich detailing (above) thus is the loving craftsmanship of the owner and enhances the inherently tropical quality of the roof forms. McCarty points out that climatic conditions near Hilo are rather different

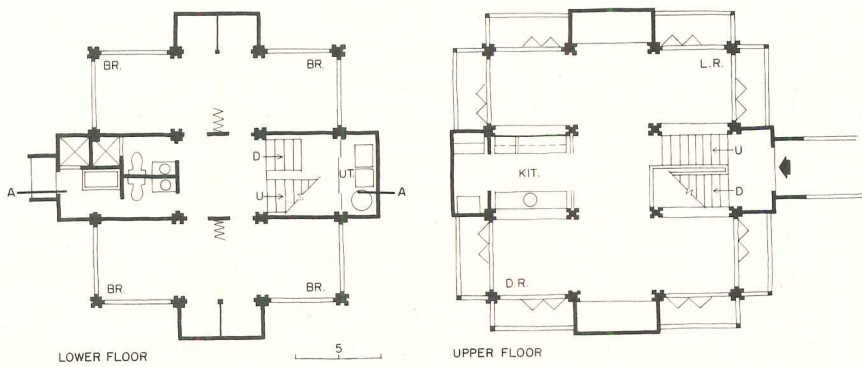

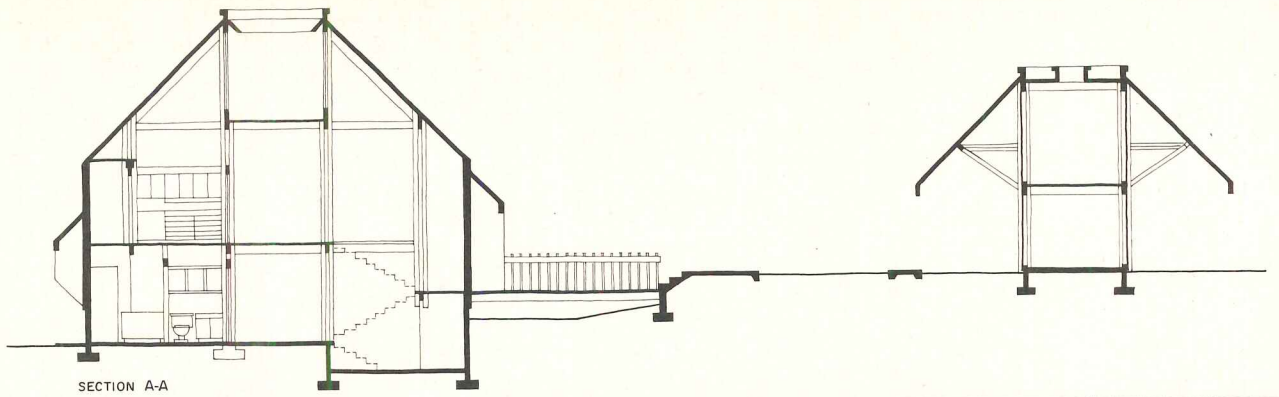
from those in Honolulu, where the trade winds are so important. On his site, in addition to almost daily rainfall (nearly eight times the annual precipitation at Honolulu), a consistent daily pattern of on-shore/off-shore winds and high humidity dictated a house transparent to any breeze. Although air conditioning might have solved these problems for a more conventional design, McCarty notes that Hilo has the highest electrical power rates in the United States. Furthermore, the sound of the surf nearby was an important reason for building there;

windows would have dampened that pleasure considerably.


So the upper floor of the house, already a flexible and open plan as an expression of the McCartys' lifestyle, is surrounded by louvered doors. They can be thrown open in good weather to make the entire space a "lanai", that uniquely Hawaiian concept of outdoor living space.

---

Architect and owner: Harrell McCarty of Oda/McCarty. Location: Hilo, Hawaii. Contractor for the structure: John Lavery.



## Silo-like towers built of Eleuthera's native coral



Robert Cassway photos

The only indigenous architecture on Eleuthera Island in the Bahamas, say Philadelphia architects Cassway and McGee, is a group of abandoned silos of native coral stone (far right). Both the form and the material are used in the house they designed there for Harold and Caroline Berger.


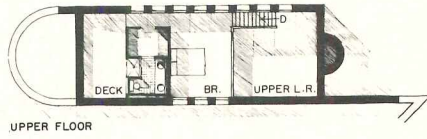
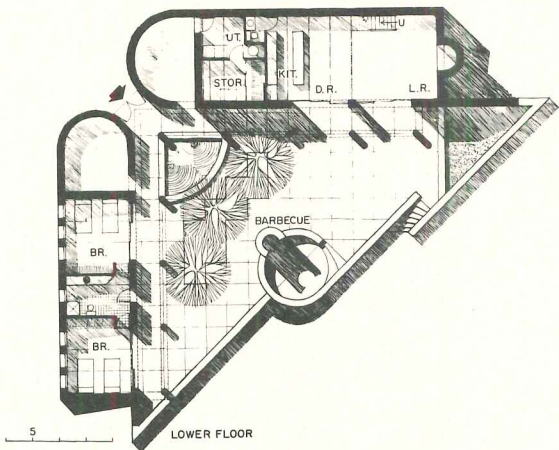

A relatively dry semi-tropical climate means that outdoor living can actually be outdoors; therefore the two wings of the house frame a terrace (above) which is the real "living room" of the place. Thus, in ad-

dition to enclosing the few rooms of the house, they serve as walls that shield the terrace from the wide-open country at this end of the island and focus the view of Exuma Sound to the west. Large berms (photo right) were constructed to tie the masonry walls into the flat landscape.

Given the white coral stone as the most natural masonry for their site (it can be easily shaped when freshly quarried), the architects have developed a scheme which maximizes the sculptural possibilities. The

paired courtyards which flank the entrance and the two chimneys all echo the silos and give an essentially tiny house an imposing quality. White mortar and a white neoprene roof also help reflect heat while the white surfaces inside give an impression of coolness. A loggia around the terrace helps reduce glare within the rooms.


Architects: Cassway and McGee. Owners: Mr. and Mrs. Harold Berger. Location: Eleuthera, Bahamas, British West Indies. Sculptor (entry gates): Christopher Ray. Contractor: James Scavella.



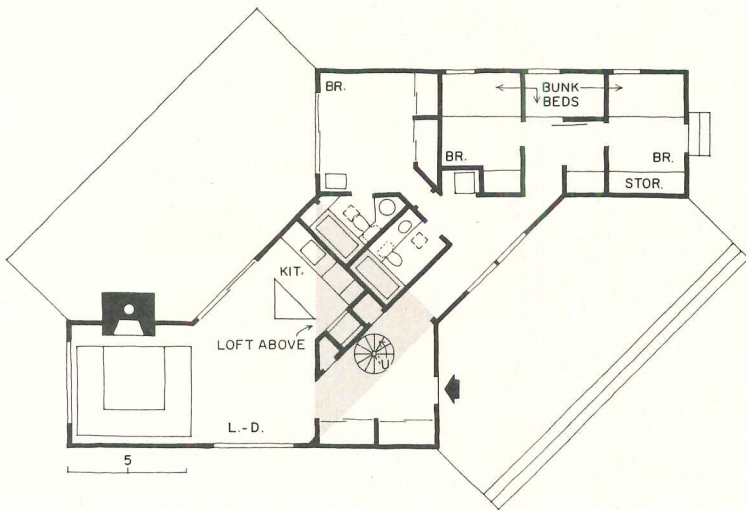
**Block-like forms nestle into Berkshire woods**







John T. Hill photos



Robert Funking's house in the Berkshires, a playful composition of interesting forms, nestles gently into the piney woods site. "It is all as simple as a pile of children's blocks," says Judith Chafee, now practicing in Tucson, Arizona.



Needless to say, it's not really simple. Thrusting toward the view (left) is a shed-roofed element containing the living room and fireplace (above). It intersects the pyramid-crowned portion to form a taller space with a small loft, sleeping space for two or

three during ski weekends. To the rear is the bedroom wing, whose vaulted roof is reminiscent of old-fashioned pullman cars. Thus the client's name for his house: "The Midnight Train to Funking Hill." It has sleeping accommodations for eight; note the compact provision for bunks and storage in the plan. Altogether, the 1200 square foot house can sleep more than twelve people when necessary.


The modesty of the house, with its gray-stained plywood panels, is entirely ap-

propriate to a site that in four acres contains an amazing variety of natural features. Immediately below the knoll on which the house is placed is a marsh-like field where deer feed. Behind it are long-abandoned orchards and stone foundations as well as a water-filled iron quarry large enough for swimming and fishing.

Architect: Judith Chafee. Owner: Robert Funking. Location: Richmond, Massachusetts. Contractor: Carleton Anderson.



By grouping the sleeping spaces compactly (left) in one wing of the house, the architect could devote most of the area to one large room (above) which includes built-in seating at the fireplace (of local stone), dining space and kitchen. Above the kitchen is a small sleeping loft. Two interesting design features of the kitchen are the triangular food preparation counter, which rolls to any spot in the room, and the corbelled wall cabinets.



---

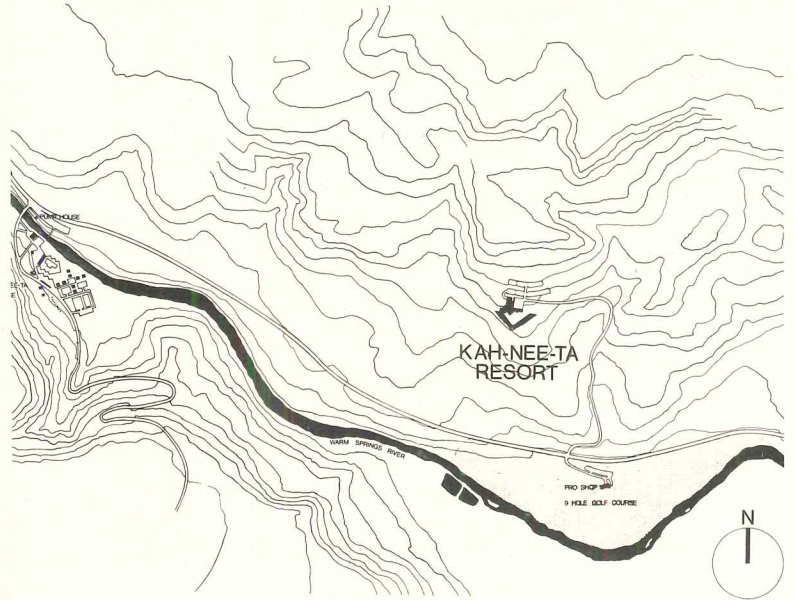
# RESORT HOTELS

First the site, then the scale, then the character: in this order the architect's primary decisions on a resort have to be made. The site is usually a place of unusual beauty and exceptional assets for recreation. How they are used and preserved becomes the architect's responsibility as well as the developer's. "Site use" and "land use" become more than academic terms when so much is at stake. Creative and respectful site use can be the keys to a successful resort operation. Here are shown seven resorts designed on these principles: bold forms in an almost dimensionless open desert landscape; four overseas hotels on beach sites in exotic locations, from the Caribbean to the Caspian Seas; floating hotels on man-made sites which permit the needed density while preserving the limited land and its fragile ecology; and a resort which accepts the challenge of growth in a village and finds a solution which, in scale, character and design of spaces between buildings, changes only density, not the town.



## STRONG FORMS, BOLD SCALE FOR RESORT ON OREGON INDIAN RESERVATION


Kah-Nee-Ta is the latest and largest development of the Confederated Tribes of Warm Springs Indians on their reservation in central Oregon. Funded in part by low-interest loans based on creation of new job opportunities in an underdeveloped area, the lodge is a major investment of the tribes. The clear air and brilliant year-round sunshine of the desert location make it an unflinching attraction to coastal residents used to much fog and rain. The handsome and sophisticated lodge with its 90 rooms, two restaurants and meeting rooms is important both for vacations and for small conferences and conventions. In the vast openness of this region, scale is difficult to determine, and a building needs to be both assertive and at the same time visually and ecologically unobtrusive. The architects for the lodge managed to achieve both objectives. The bold forms are, at a distance, part of the landscape; only on arrival in the court is their strength and boldness to be experienced. The rough wood exterior is painted earthy brown yellow so that the building fits into the landscape with complete composure. The triangular building protects the court from prevailing winds.




KAH-NEE-TA LODGE, Warm Springs, Oregon. Owners: Confederated Tribes of the Warm Springs Reservation. Architects: Wolff Zimmer Gunsul Frasca Ritter—Brooks Gunsul, partner-in-charge; Robert Frasca, partner-in-charge of design; J. B. Garnett, associate-in-charge; Gary Larson, associate in design. Pietro Belluschi, design consultant. Engineers: Nortec, Inc., structural, mechanical and electrical; Shannon & Wilson, Inc., foundation. Consultants: Heinz Janders, interior design; Arvid Orbeck, graphics. Landscape architect: Robert Perron. Contractor: Lawson Construction, Inc.



Ed and Carol Hershberger photos

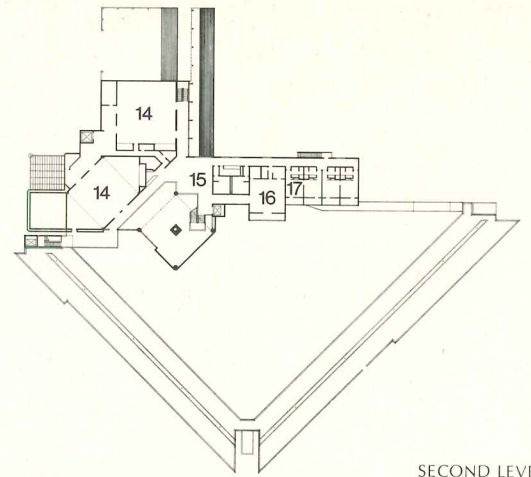




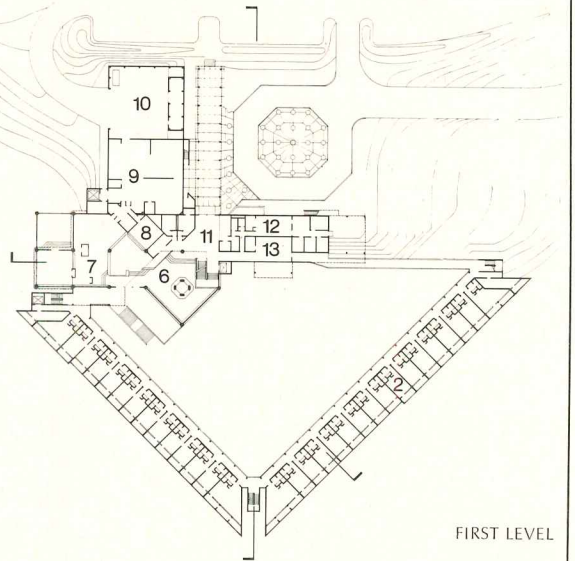


Arrival point at the lodge is a landscaped parking court beside a covered walk that leads to the entrance (top, left). A few steps below and opening off the desk lobby is the lounge (below, right) with its massive fireplace and flying truss. From the lounge a corridor leads to the shop and the long open trestle (center, left) which is one access route to guest rooms; another route is through the pool terrace (top right). The Juniper Room (bottom, left) with an extensive view to the west is for dining. Round concrete columns support the platform on which rests the wood frame and heavy timber structure. Exterior walls are stained resawn cedar, columns along guest wing balconies are treated peeler logs, and trim is painted orange and yellow. Throughout the lodge are Indian motifs designed by non-Indian artists, since the Warm Springs tribes did not develop an art of their own. The sculptured panels over the fireplace are by Spokane sculptor Harold Balasz.

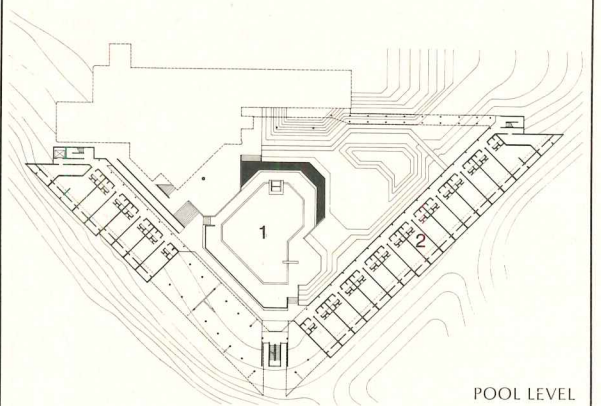
- 1 Pool
- 2 Guest rooms
- 3 Lower dining
- 4 Employee dining
- 5 Mechanical
- 6 Fireplace lounge
- 7 Dining
- 8 Bar
- 9 Kitchen
- 10 Deliveries
- 11 First floor lobby
- 12 Administrative
- 13 Gift shop
- 14 Conference/banquet
- 15 Second floor lobby
- 16 Council room
- 17 Meeting



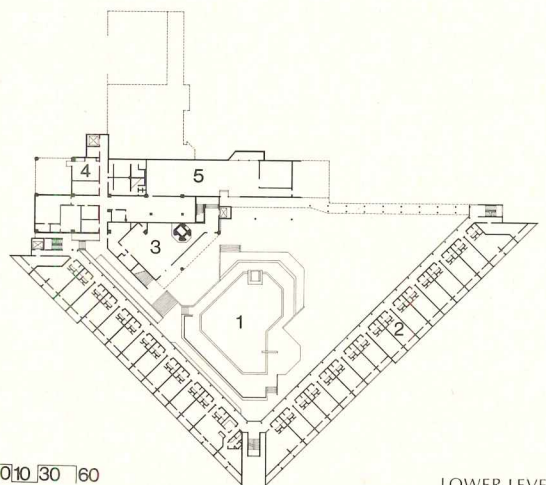
SECOND LEVEL



FIRST LEVEL

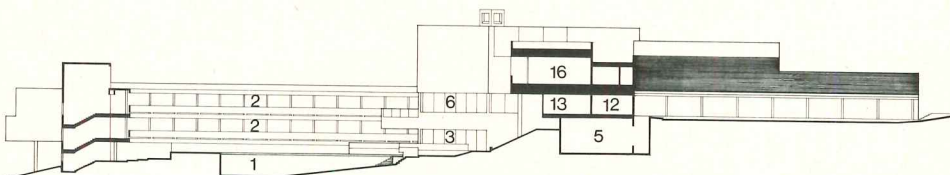
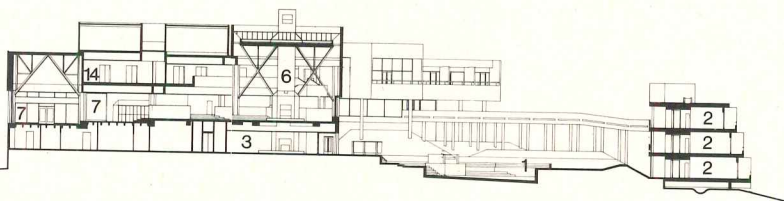



POOL LEVEL



0 10 30 60

LOWER LEVEL

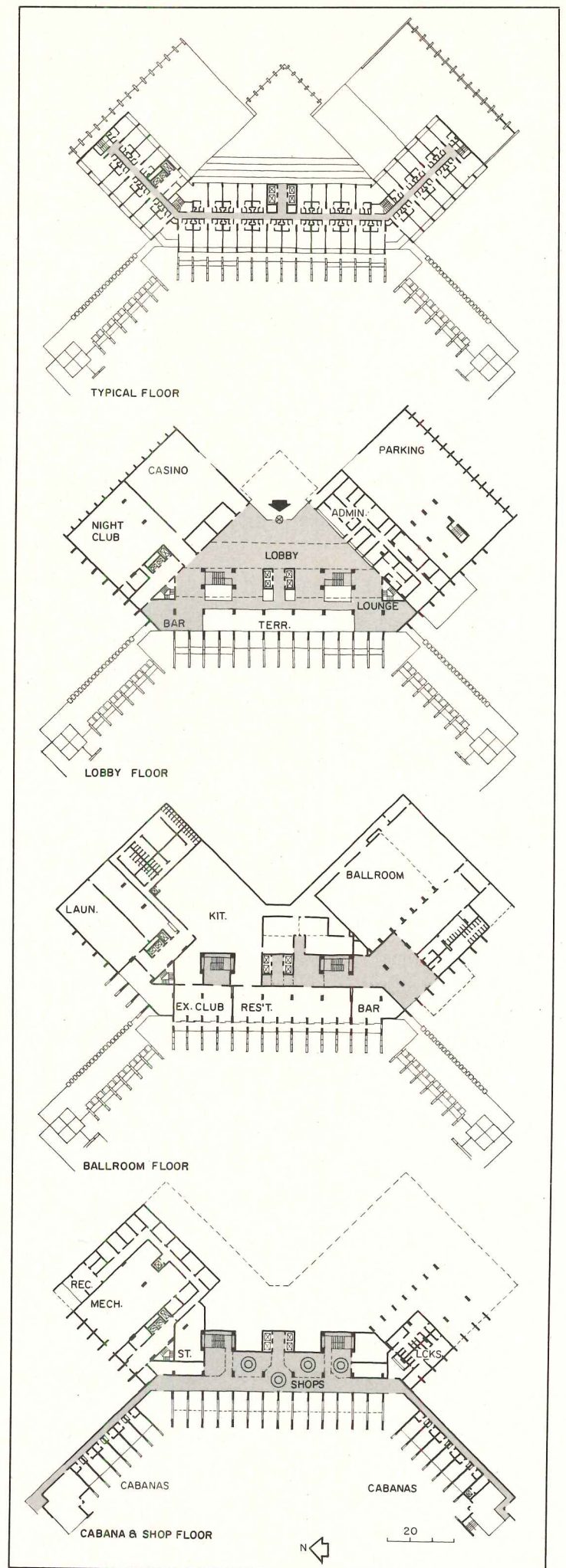
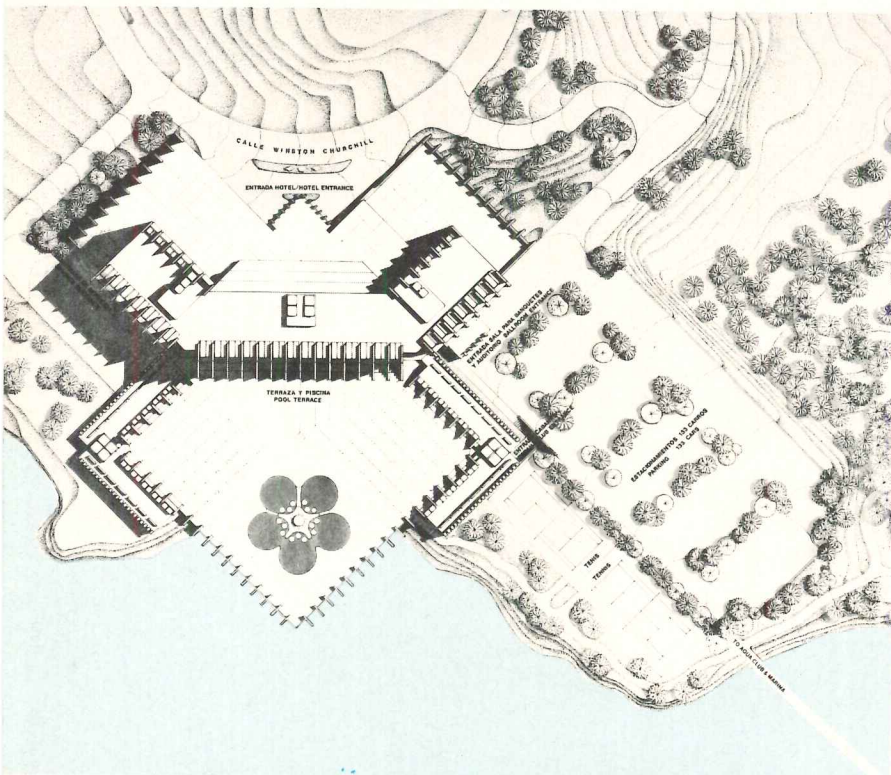








## UNUSUAL DESIGNS ON DRAMATIC SITES DISTINGUISH OVERSEAS HOTEL CHAIN

The Regency Hyatt de Panama, shown on these pages, is one of four hotels designed by the same architects—Rader Mileto Associates of Rome, Italy—for a new overseas hotel chain, Hyatt International Corporation. Like the domestic hotels of the same name, these overseas Hyatts strive for a particular quality beyond that expected in the usual tourist or commercial hotel. While the new U.S. Hyatts have found exceptional urban locations, the overseas hotels of Hyatt International (a different company from that which develops the domestic hotels) are being located in resort areas. The four hotels included in this group all have superb waterfront sites, which the architects have handled with great respect for their special attributes while giving each hotel a distinctive character. In general, the programs for the hotels have much in common with those of other overseas chain hotels, but the architects have emphasized the individuality of each project and its location. The Regency Hyatt de Panama is located outside the city of Panama at Punta Paitilla. As many of its guest rooms as possible have a view of the harbor, where ships wait to enter the canal, and the Pacific Ocean beyond. The "Regency" lobby is a handsome three-story-high space visually connected by open well with public facilities below.

REGENCY HYATT DE PANAMA HOTEL, Punta Paitilla, Panama. Owner: *Inversiones Turisticas Panamenas, S.A.* Architects: *Rader Mileto Associates—Herbert Rader, William Mileto, principals; George Batori, Kevin Miller, associates; Wagih Hanna, vice president, projects, Hyatt International Corporation.* Structural engineer: *Pasquale Fazio.* Consultants: *Henry End Associates, Interior design; Howard Branston Associates, lighting.*





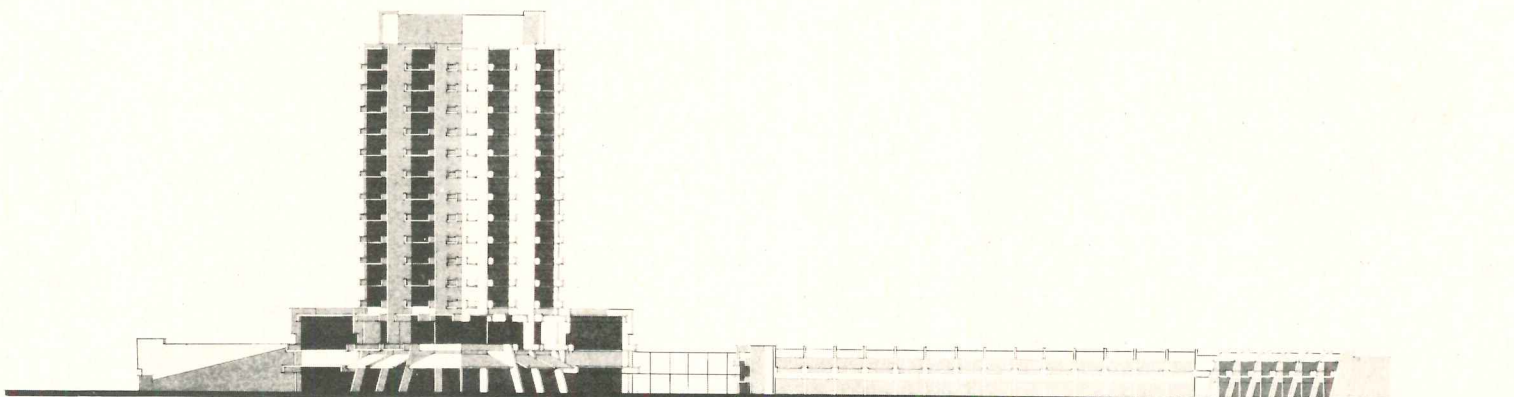
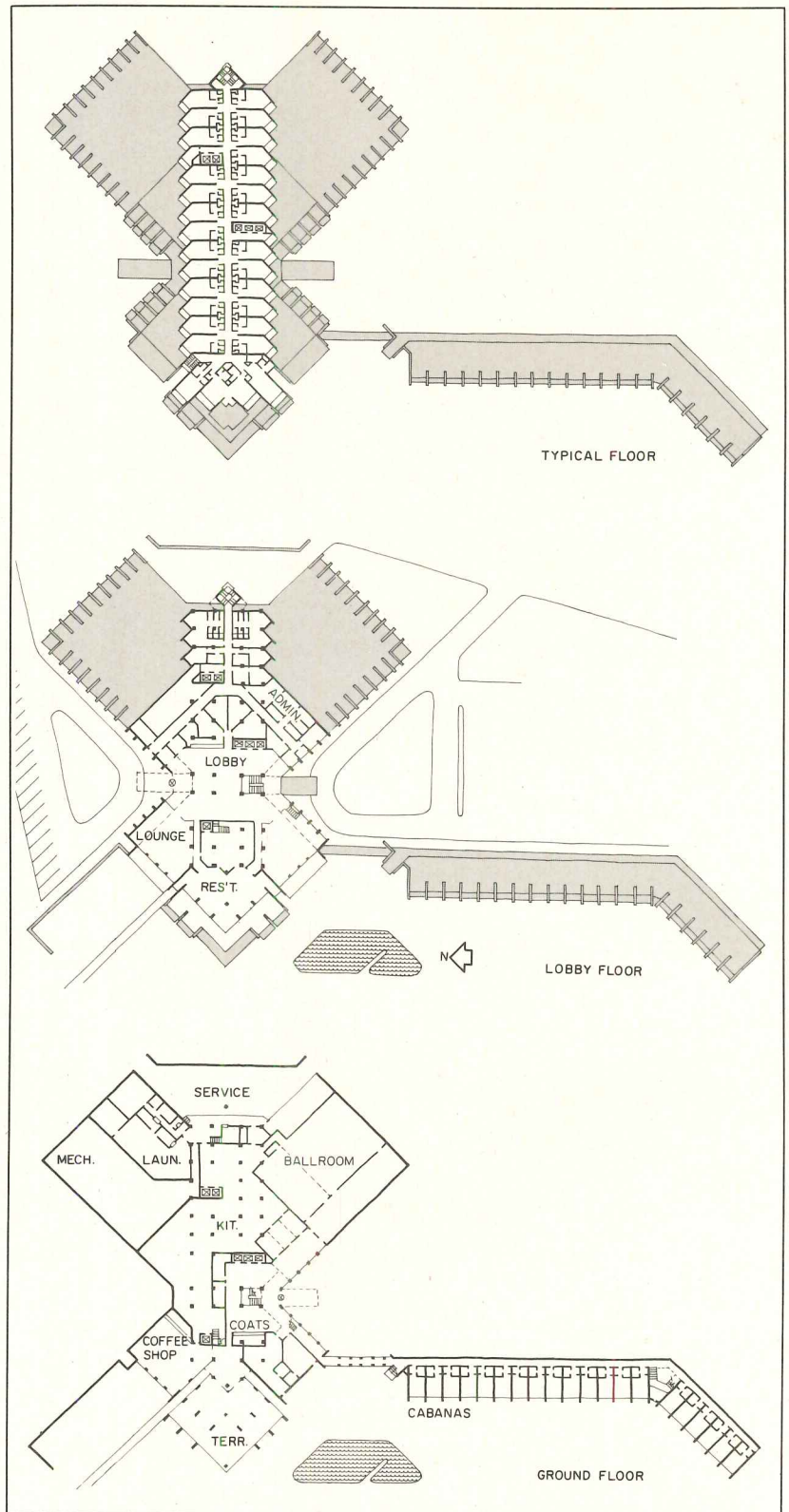
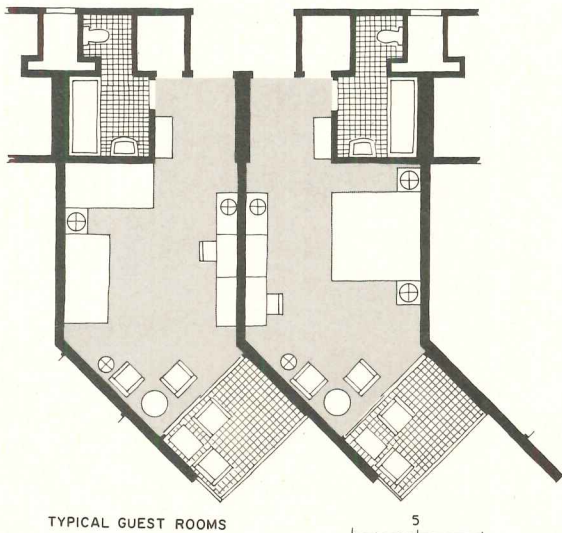



## SITING AND PLAN WORK TOGETHER TO GIVE ALL GUEST ROOMS A SEA VIEW

The high-rise Hyatt Ochos Rios Hotel is to be located on the beach at Ocho Rios on the north shore of the island of Jamaica, in a resort area currently being developed as a tourist district.

The slender 12-story guest room tower rises from the "swept-wing delta" base in which are located administration offices and services, cabana club, restaurants and ballroom on the lower levels, and on the lobby floor lounge, cocktail lounge and restaurant, each with a terrace overlooking the pool terrace and the beach. From the lobby, a stairway looks down to the ballroom, coffee shop and pool terrace at the ground level. A separate carriage entrance to the ballroom is also provided. All guest rooms are angled 45 degrees at their outer walls toward the sea view; each has a balcony, also angled, which catches the view. In all, there are 400 guest rooms, 30 to a floor. Extending from the main building is a two-story wing containing 40 cabanas which open onto the pool terrace. Like the other overseas Hyatt Hotels designed by this firm, Ocho Rios will use rough sprayed concrete, dark anodized aluminum sash, tinted glass and, on the exterior, unglazed mosaic tile.

HYATT OCHO RIOS HOTEL, Ocho Rios, Jamaica, W.I. Owner: *Mallards Reef Hotels, Ltd.* Architects: *Rader Mileto Associates, George Batori, Kevin Miller, associates; Wagih Hanna* (Hyatt International Corporation). Structural engineer: *Pasquale Fazio*. Lighting consultants: *Howard Brandston Associates*. Contractor: *Coutinho, Caro & Company, Ltd.*


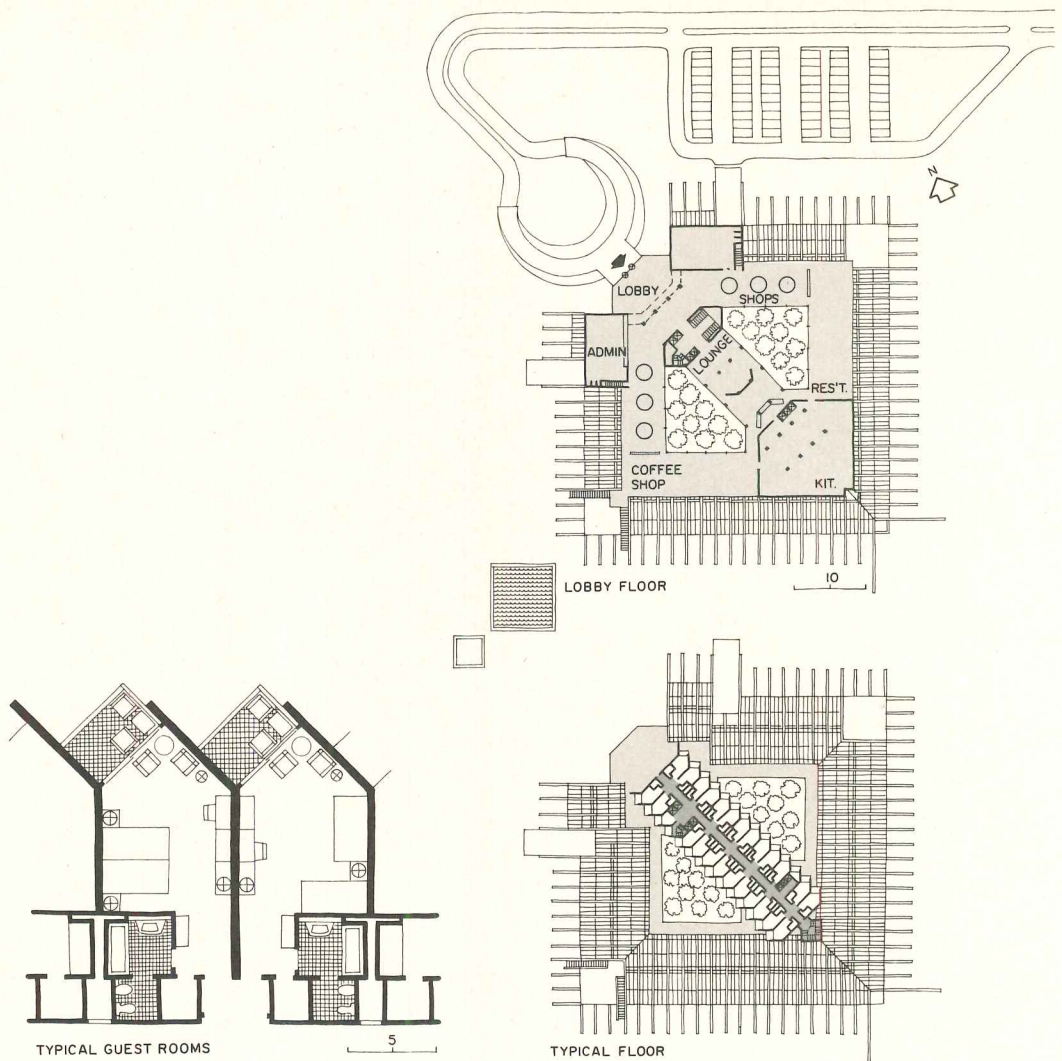


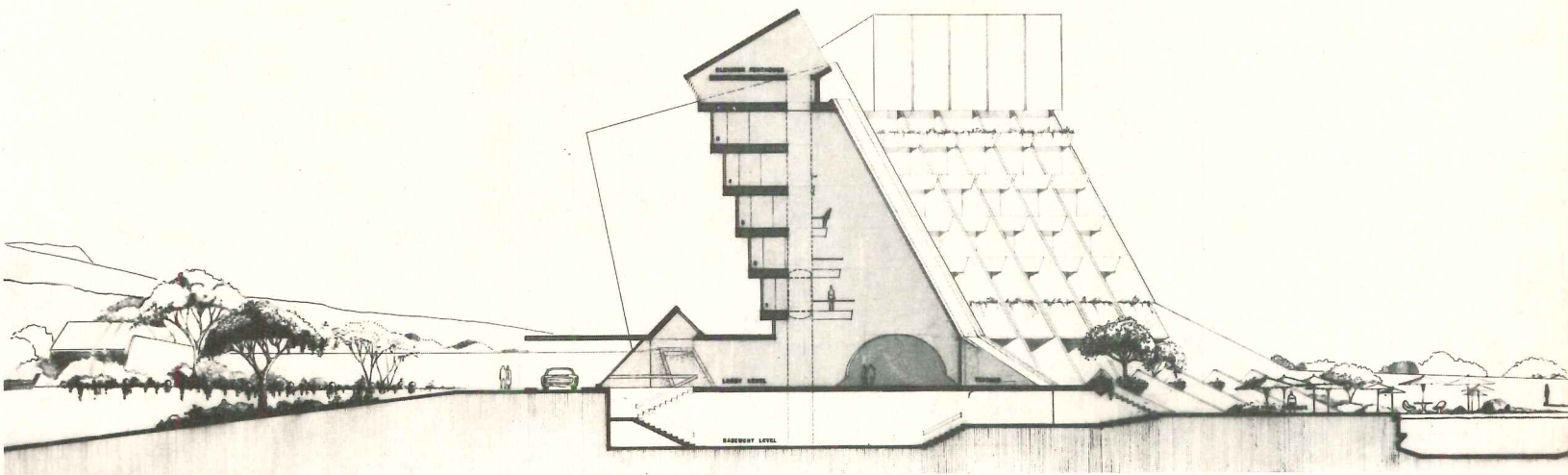



## A HOTEL WITH RESORT FACILITIES CLOSE TO CITY AND AIRPORT

The Hyatt Athens, like the Ocho Rios Hotel in Jamaica, solves its waterfront location with a high-rise building. But the Athens hotel is twice as tall as the 12-story Ocho Rios, and the guest room tower rises from a square, not a delta-shaped, base. The 600 guest rooms all have fine views, thanks to the diagonal placement of the tower on the base, permitting half the rooms to look out over the Phaleron Delta area of the city (now being developed for tourism by the national tourist organization of Greece) to the harbor of Piraeus, and the other half to enjoy an excellent view of the Acropolis. The Hyatt Athens, as befits its proximity to the capital city of Greece, is a suave and sophisticated design which takes full advantage of its location and at the same time respects it by careful site use. Cabanas hug the base on all sides except where a circular ramp winds up to the main entrance; the site provides parking as well as tennis courts and a swimming pool, but all these facilities are contained in a small and well-ordered area. The marina, where the hotel will maintain various types of boats, is only a few steps from the cabanas. On the lobby floor, two triangular landscaped courts provide sheltered outdoor space to supplement the indoor space of the restaurant, coffee shop and cocktail lounge and add to the holiday air of the hotel.

HYATT ATHENS HOTEL, Athens, Greece. Architects: *Rader Mileto Associates; Wagih Hanna* (Hyatt International Corporation).

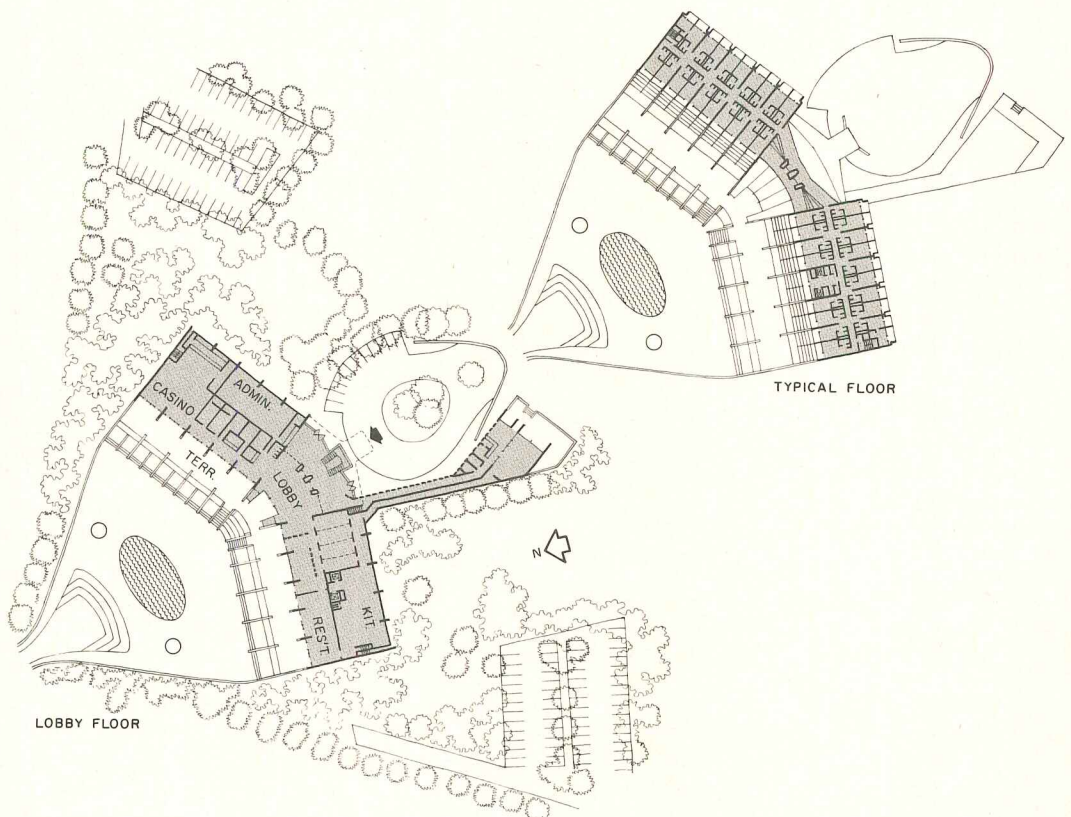




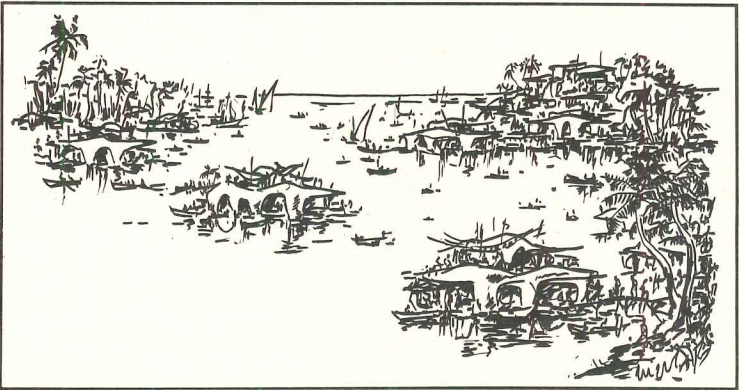
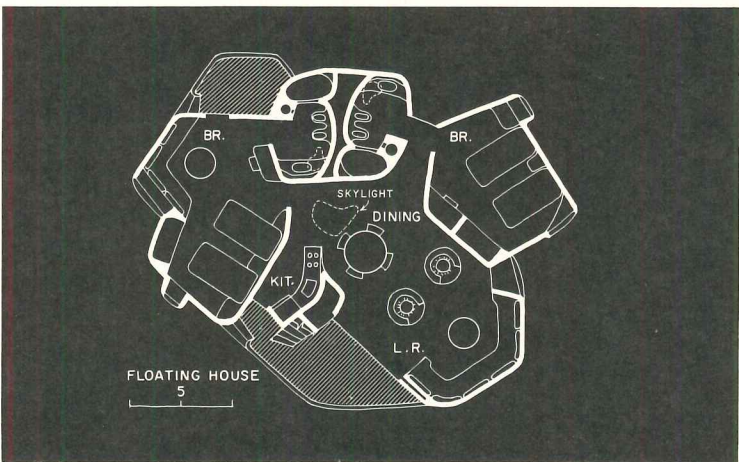
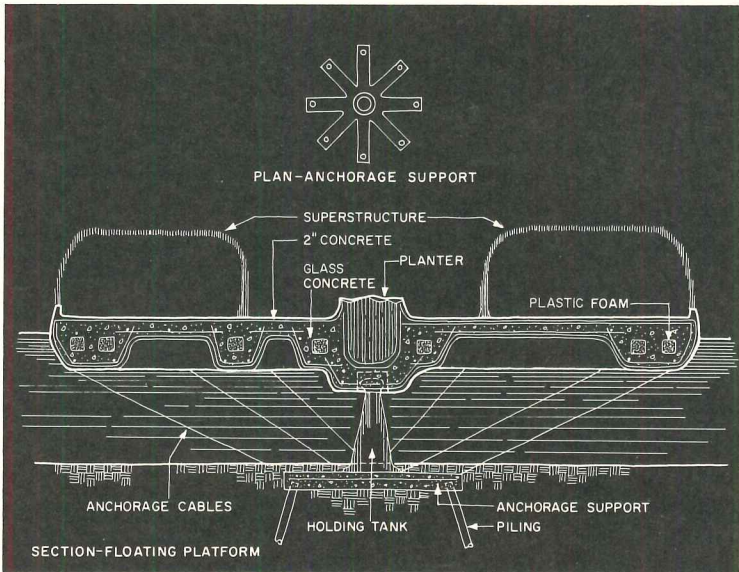
## DISTINCTIVE FORMS FOR RESORT HOTEL ON BEACH OF AN INLAND SEA

The site for the Hyatt Regency Caspian Sea is part of a 500-acre resort complex being developed along a mile and a half stretch of coast on the Caspian Sea at Chalus, Iran. In addition to the hotel, the resort will include 400 residential units (villas and condominiums), golf course, shops, and a marina. The 200-room hotel is distinctive in design: the rhomboidal forms of its two guest room wings, result from projecting one floor above the other on one side and terracing toward the top floor on the other, a subtle response to the tropical climate and the towering Elburz Mountains behind. The end walls of the wings extend, at the lower floors, to form enclosing walls for the pool terrace and continue beyond to become part of a boat moorage. Between the guest wings is an atrium lobby, a feature of "Regency" hotels, here adapted as a six-story space, with glass-walled elevators connecting the lobby to flying bridges that lead to guest room corridors.

HYATT REGENCY CASPIAN HOTEL, Chalus, Iran. Architects: Rader Mileto Associates, Kevin Miller, associate; Wagih Hanna (Hyatt International Corporation); preliminary design, Interplan, Herbert Rader, William Mileto, senior partners. Structural engineer: Pasquale Fazio. Interiors: Henry End Associates. Lighting: Howard Brandston Associates.

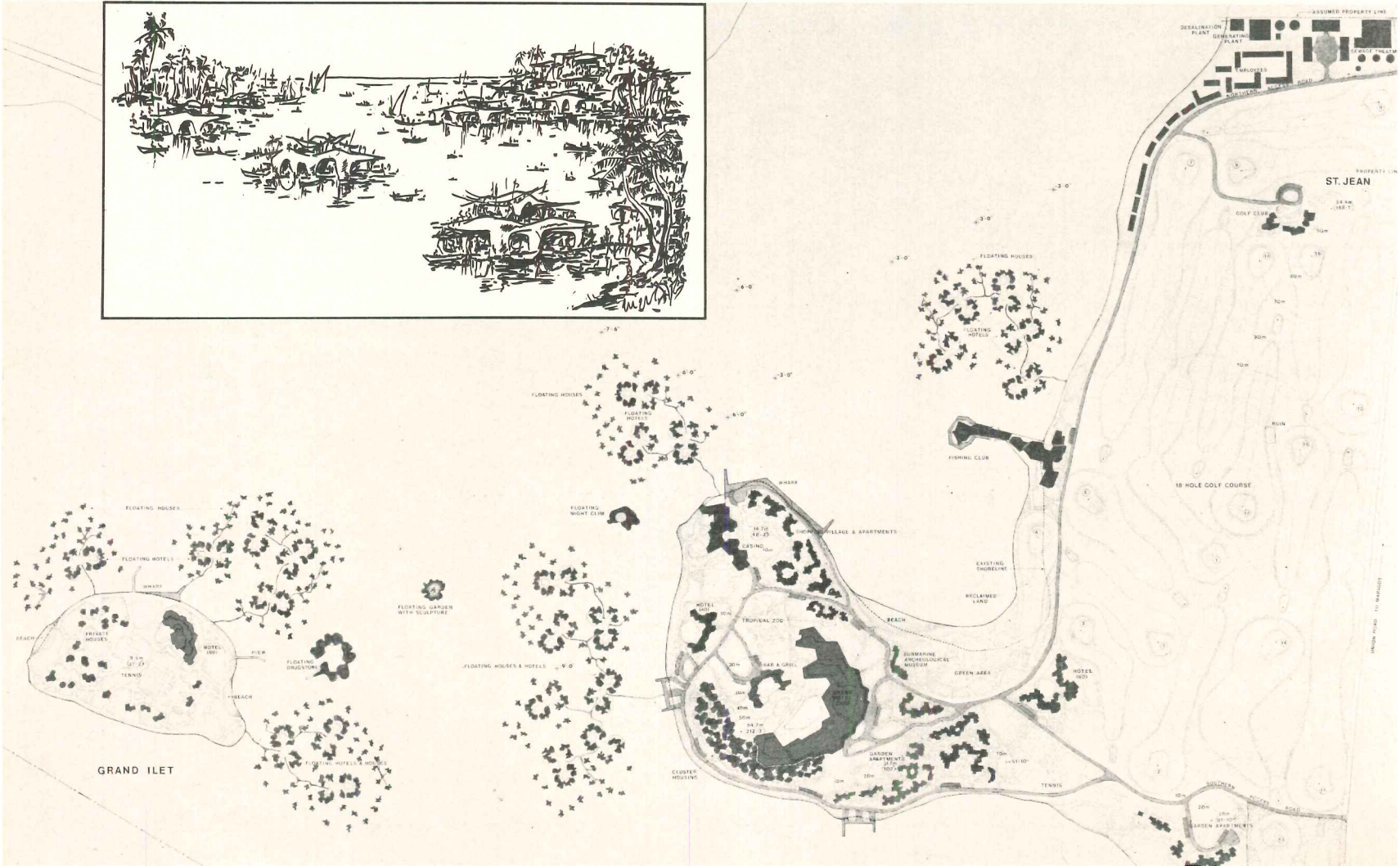



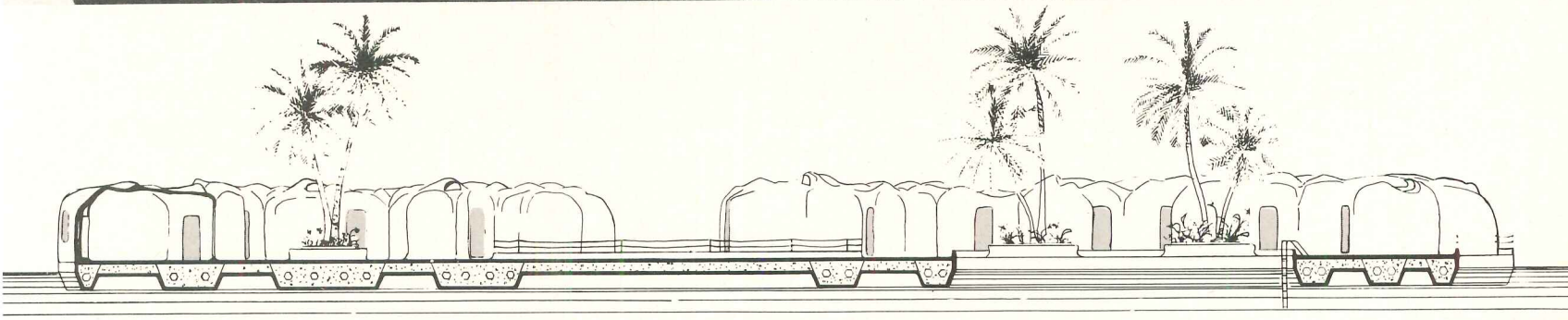

# FLOATING VILLAGE IN NATIVE SCALE CREATES NEW RESORT ENVIRONMENT



This prototype resort development in Simson Bay Lagoon on the island of St. Martin, Guadeloupe, French West Indies, is the initial link in a proposed chain of resorts in the Caribbean sponsored by the French National Fund for Workers in the Building Trades (CNRO). The plan for the development provides a large number of hotel and residential units at a scale which reflects that of the existing villages and disturbs as little as possible the local ecology. To do this, it uses "floating" platforms of lightweight reinforced concrete, anchored in the shallow lagoon, on which free-form superstructures, also of lightweight reinforced concrete, are placed. The floating platforms contain hotel units and houses and are grouped in several areas of the lagoon with relation either to the mainland Mont Fortune or the small sparsely vegetated island of Grand Ilet, to which they are connected by pedestrian (and service) bridges. Between groups are public attractions—a floating drugstore, a sculpture garden and a floating night club. Each hotel group will contain 22 rooms and a bar/cafeteria, with almost as much open deck space as enclosed shelter. At Mont Fortune a low-rise hotel and garden apartments will complement floating units.

THE FLOATING VILLAGE OF SIMSON BAY LAGOON, St. Martin, Guadeloupe, F.W.I. Architects: *Damaz & Weigle*, New York; concept designer, *Jacques Couelle*, Paris. Engineers: *Lev Zetlin Associates*, structural; *Seelye Stevenson Value & Knecht*, mechanical.

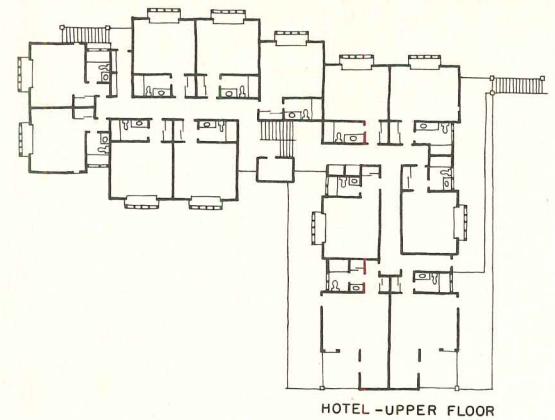




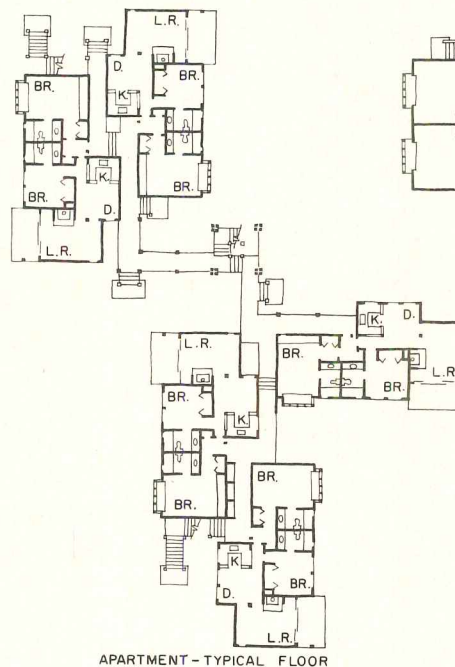
# A COUNTRY INN IN THE BEST WESTERN MANNER FOR A HAWAII RANCH TOWN

Waimea Village Inn has none of the usual tropical resort trappings, but it is a resort nevertheless. By being what it really is, a country inn, it is more of a tourist attraction than it could possibly be otherwise. The inn is located in the village of Waimea, a small ranch town on the slopes of Mauna Kea on the island of Hawaii, whose scale is small and low-keyed in character, and the problem of inserting a major building into this quiet environment was real. Two things were fortunate: the architect was very familiar with the town, having helped the people there in formulating guidelines for architectural and sign control and for maintaining the picturesque character and scale of the place; and the owner wanted the inn to be a place in which cowboys from the nearby Parker Ranch would feel at home as much as visitors from the mainland. Design became a matter of "nestling a dense development into the midst of small Hawaiian ranch houses and the village vegetable stand," according to the architect. In the damp, cool climate the same simple materials common to the town's smaller buildings made sense: wood treated with preservative against rot, clear waterproofing on cedar shingles, corrugated iron roofs. Breaking up the masses into shaller shapes, interspersing the buildings with small landscaped open spaces, smallpaned windows, simple railings, give the buildings the desired residential scale. The bar has become a local gathering place; the commercial building houses a country store. The Inn successfully fits into the character and the life of the town.

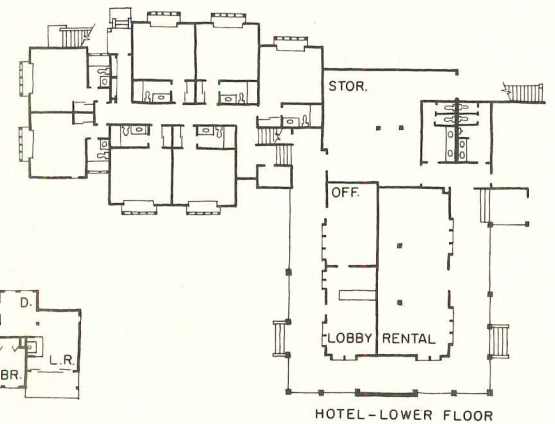
WAIMEA VILLAGE INN, Waimea, Hawaii. Architect: Thomas O. Wells & Associates. Engineers: John A. Martin & Associates, structural; Ferris & Hamit, Inc., mechanical; Bennett & Drane, Inc., electrical. Landscape architect: George Walters. Graphics: Bruce Hopper. Contractor: Hawaiian Dredging & Construction Company, Honolulu.



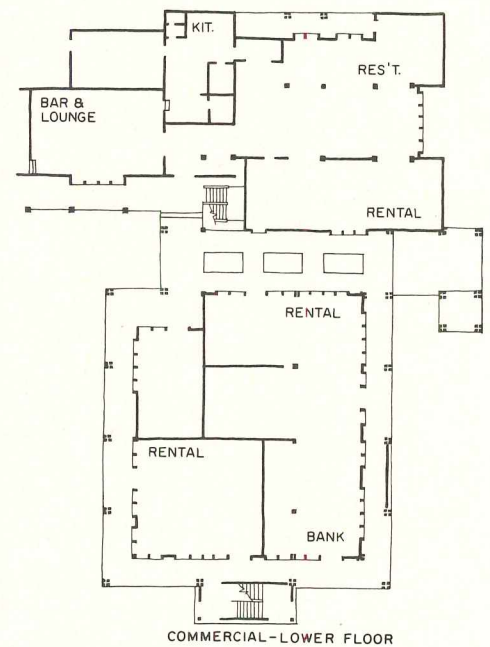
HOTEL - UPPER FLOOR



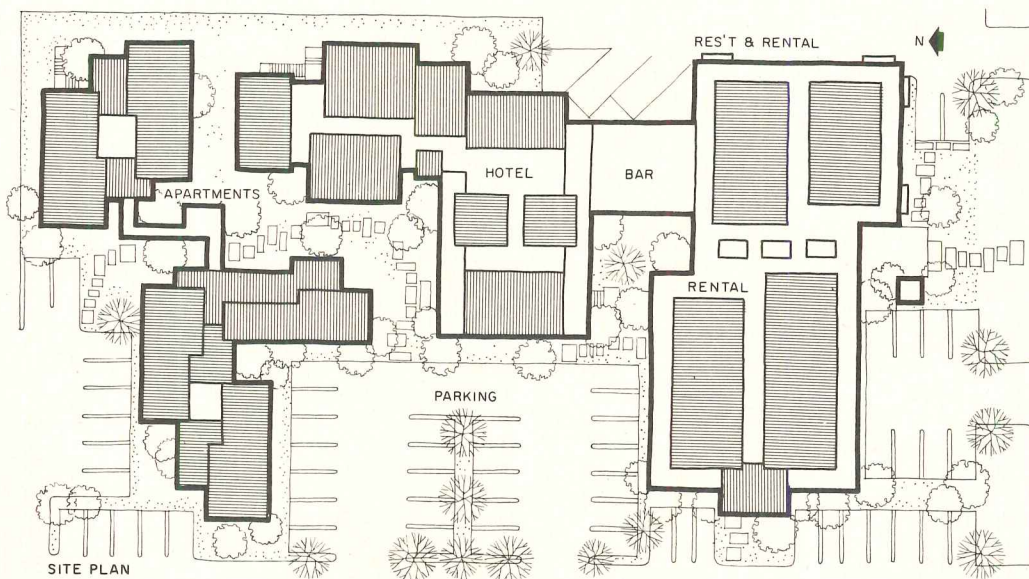
APARTMENT - TYPICAL FLOOR



HOTEL - LOWER FLOOR



COMMERCIAL - LOWER FLOOR




SITE PLAN





A. Salbosa photos







To make the Waimea Village Inn a contemporary version of the simple and very real buildings of the early ranch days of Hawaii, materials and details are simple. Rough cut redwood trim, railings, stairs and columns, and cedar shakes are treated with clear waterproofing; iron roofs are painted soft green; interiors are painted wallboard and rough redwood ceilings and trim.



## A straightforward concrete structure eases installation of complex laboratory utilities

*The poured-in-place frame for a Butler University science building by Hellmuth, Obata & Kassabaum eliminates structural impediments in the corridors, freeing the space for pipes and ducts in corridors and into the labs.*



By now, vertical distribution of mechanical and electrical services for laboratory buildings via external towers is more or less familiar. What happens to the horizontal distribution of these same utilities varies, however, depending upon the layout of laboratories, and upon the way these utilities relate to the floor-supporting structure.

Floor plans of the Edward Gallahue Science Building at Butler University have laboratories back to back in the core, wrapped with a perimeter corridor, which in turn, is followed on the periphery by a ring of offices and conference rooms. Thus, the longitudinal corridors serve laboratories on one side, and offices and conference rooms on the other.


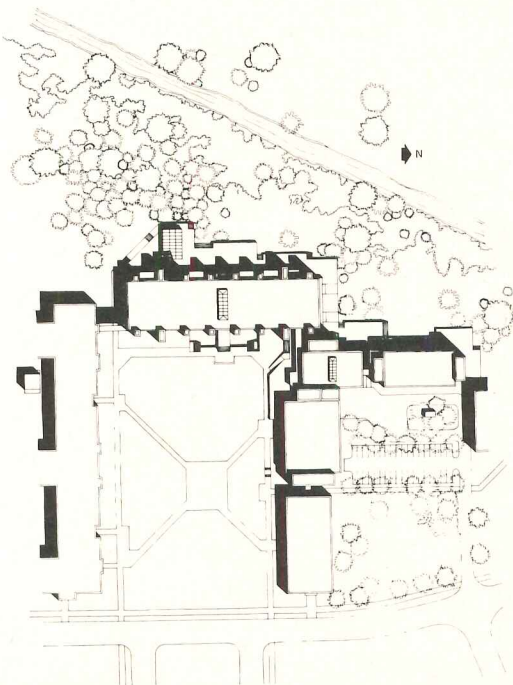
Eleven external shafts bring utilities to branch mains that run above the corridor ceilings. (A twelfth shaft houses an elevator.) The lateral runs of ductwork and piping are then stubbed into the laboratory modules which are

10 ft. on center. The stubs can run directly from the mains to the above-ceiling space of the laboratories because there are no beams in the way to interfere.

### **The poured-in-place concrete structure is coordinated with the lab modules**

Laboratory floors are supported by three rows of columns—two along the inner walls of the corridors, and one down the center of the building. The column spacing coincides with the 10-ft-dimension of laboratory modules. Corridor floors span from the outer rows of columns to beams along the corridor wall opposite. And, finally, perimeter-room floors are supported by these beams and another row at the exterior walls.

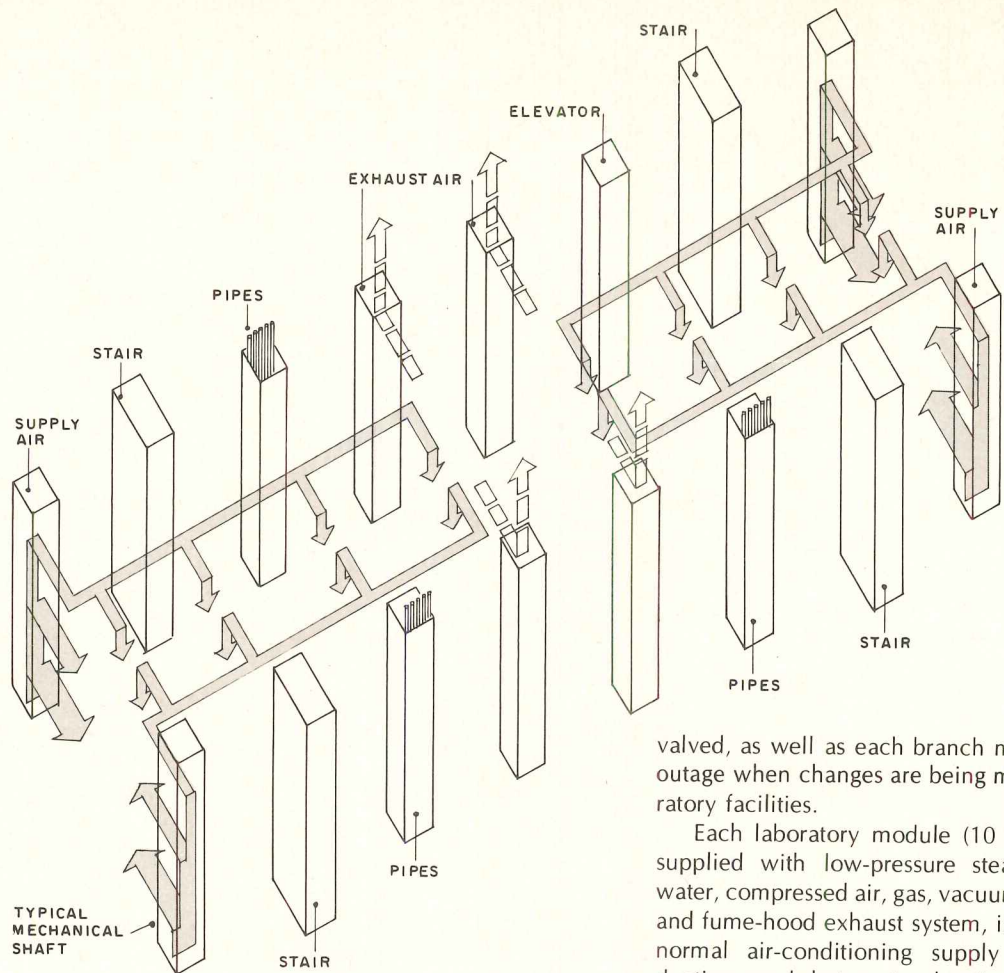
Piping and ductwork stubs can enter the laboratory modules at any level of the 5-ft.-2-in. space from the hung lay-in ceiling to the underside of the floor slab. Each module is



Horizontal mains at the ceiling of the lower level corridors feed the exterior mechanical towers as shown in the diagram, right. The four corner towers house the supply air ducts, and the center four towers, exhaust ducts. Return air from non-lab spaces is pulled back through ceiling plenums to the four corner towers. The four deeper towers are for stairs. Three of the remaining four towers are used for piping, and the last tower, for a freight elevator.

Because there are no dropped beams between columns at the corridor, utilities have easy access to the laboratory modules. Further, there are no beams across the corridors to hamper branch mains of ducts and pipes.

The building has four levels: lower level, and first through third. First and third levels are shown bottom, right. Bridges connect the structure to an existing building and to the new Holcomb Research Institute for Environmental Biology.

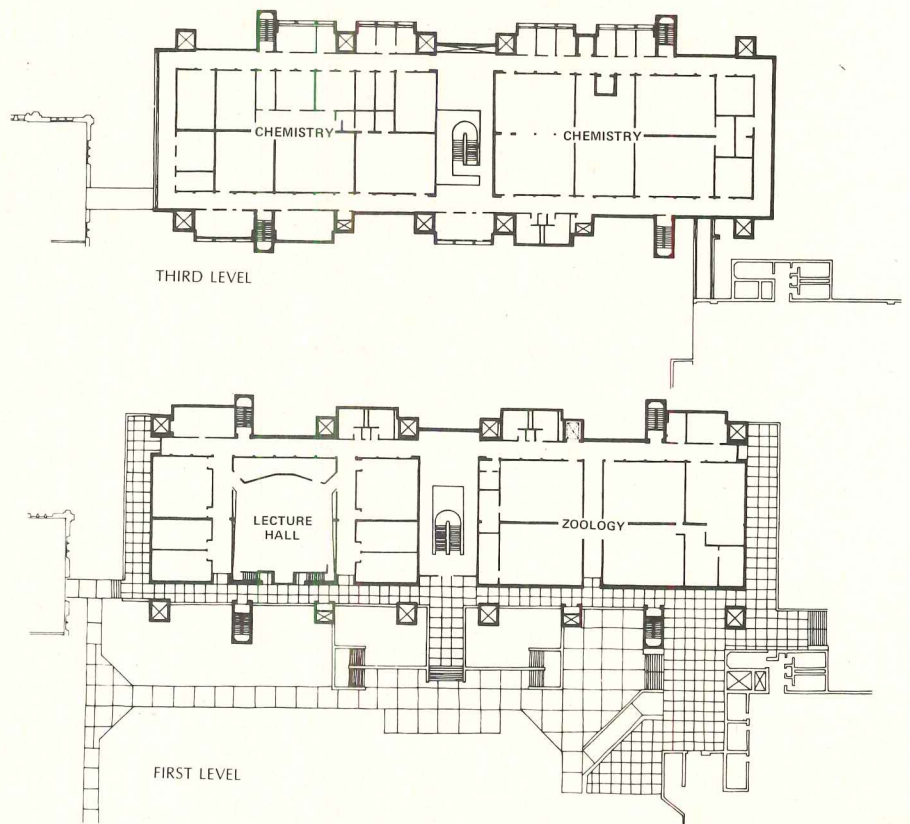
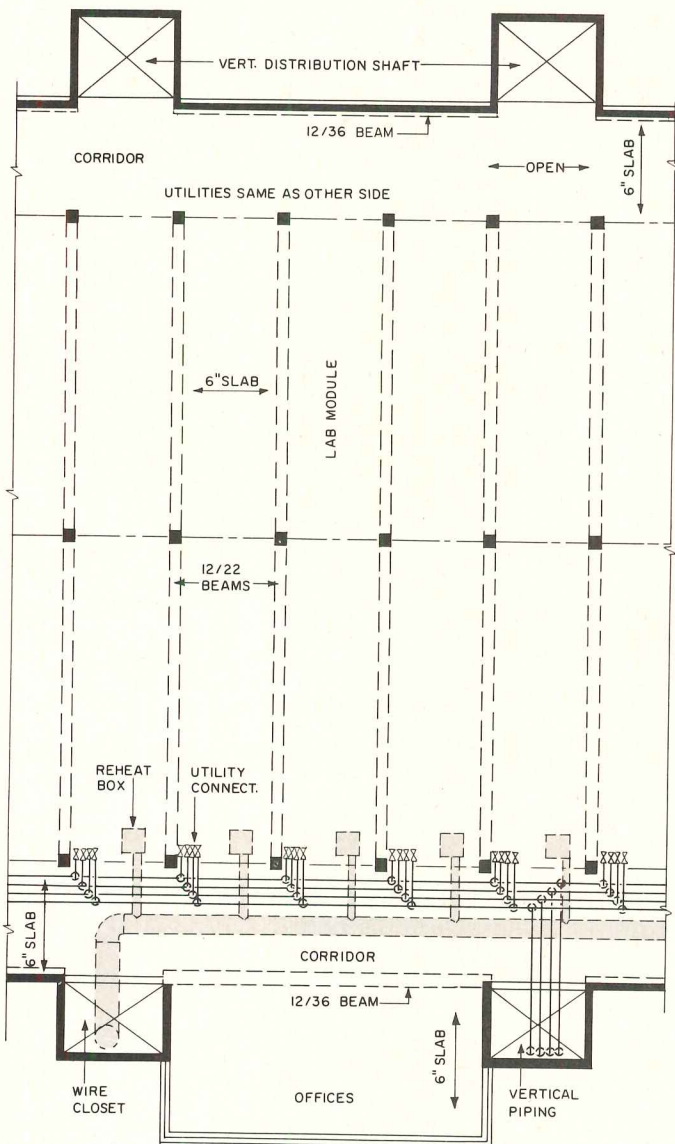




valved, as well as each branch main, to limit outage when changes are being made in laboratory facilities.

Each laboratory module (10 by 30 ft.) is supplied with low-pressure steam, distilled water, compressed air, gas, vacuum, and waste and fume-hood exhaust system, in addition to normal air-conditioning supply and return ducting, and hot water heating piping for baseboard convector heating next to corridor glass.

**The building has complete mechanical flexibility on a 10-ft module**

Not only is the piping laid out on a 10-ft module, but also is the air-conditioning control. The system is high-velocity, single-duct with hot-water reheat—one reheat, pressure-reducing box per module. All laboratory spaces are provided with 100 per cent fresh-air supply; air is exhausted through fume hoods





The complete sequence of utility distribution is shown in the photos. From left, clockwise: 1) horizontal mains at the lower level; 2) supply ducts and pipes emerging from one of the mechanical service towers, and turning down the corridor; 3) branch mains in a corridor, with stub ducts penetrating corridor masonry wall; 4) above ceiling space in one of the laboratory modules, showing reheat boxes, branch ductwork, piping, and conduit; 5) exhaust ducts at the roof; 6) fan-coil ducts at perimeter.

and drying cabinets throughout the labs.

Return air is taken, however, from classrooms, lecture hall, and perimeter office and conference room spaces, through the above-ceiling space as a plenum, to the four vertical shafts at the ends of the building, and back to equipment rooms. Perimeter offices and conference rooms are air-conditioned with ducted fan-coil units with the ducts running under corridor edge-beams and above the hung ceilings.




**The program called for flexibility for change, but not multi-use laboratories**

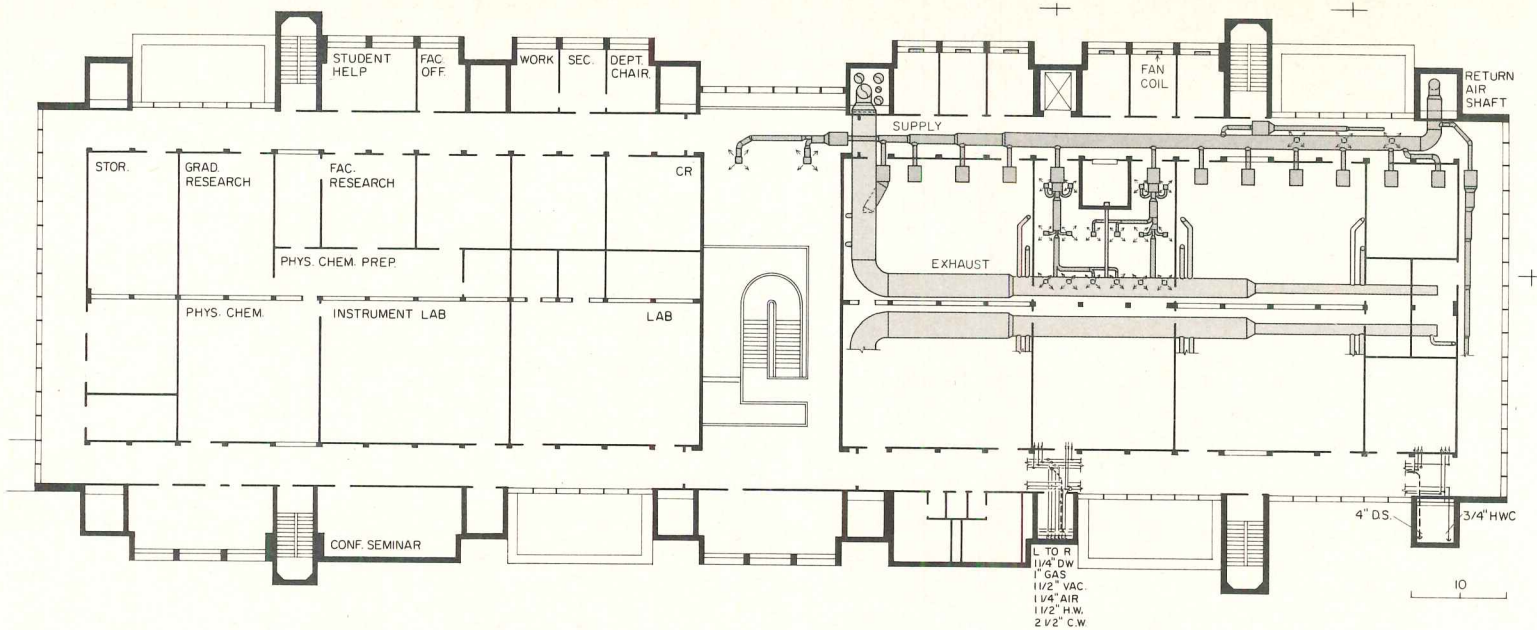
The design problem was to provide an undergraduate science facility of approximately 120,000 sq ft to accommodate four existing science departments, together with a 150-seat lecture hall and classroom facilities for general use. Because the facility is being built in connection with a new Institute for Environmental

Research, maximum flexibility was desired to facilitate changes in science curricula and staffing that may occur as a result of Institute programs. Program elements include teaching and research laboratories, offices, seminar rooms, lecture hall and classrooms, and greenhouse facilities.

Laboratories and departmental offices and seminar rooms are located on either side of a skylit central circulation space. Offices and conference/seminar rooms are expressed as cantilever elements between service towers. All interior partitions other than corridor walls, which are block, are metal studs and gypsum board. Thus, within the 30-ft.-deep interior laboratory areas, there is virtually complete flexibility for rearrangement as equipment technology and teaching programs or techniques change.

The ideal approach in design of laboratories for teaching would be to have them used





each day for different courses, generally within a department, or, occasionally, interdepartmentally. This presumes, however, that departments are staffed for the required assembly and disassembly of demonstration apparatus in the non-scheduled hours. But, because the University does not foresee having teaching assistants available for this work, the laboratories have been designed for fixed-course teaching. This approach calls for 544 laboratory student stations in instructional laboratories and 438 classroom student stations, in contrast to 350 laboratory stations and 300 classroom stations with the interdisciplinary approach.

Total cost of the building is \$5.5 million, including science furniture, or \$46.21 per sq. ft. Net to gross ratio of laboratory floors is about 59 per cent. A cost breakdown is given below; also given are net areas for the four departments and the student stations.

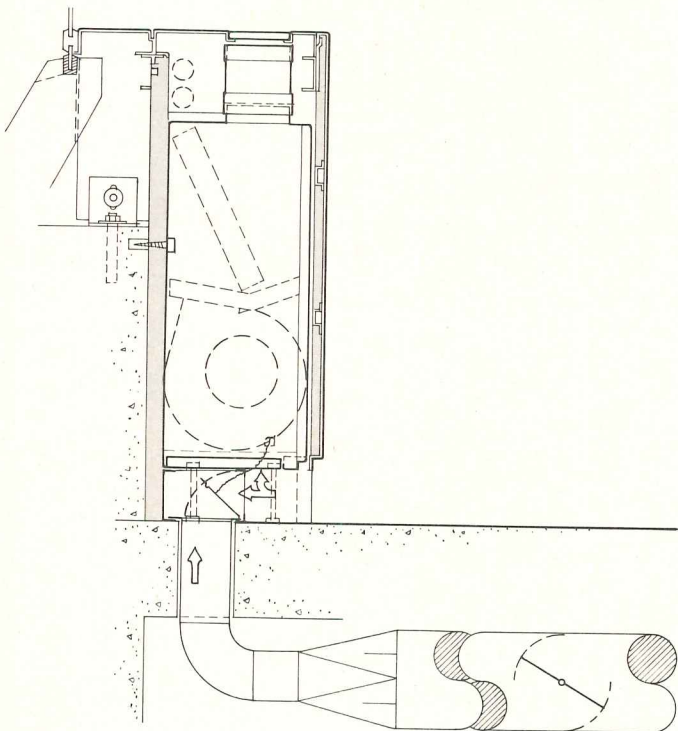
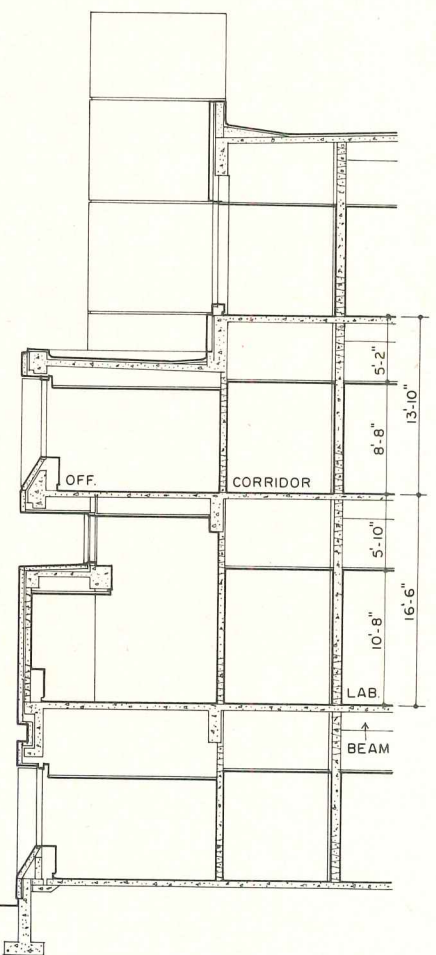
**Square foot costs**

General construction .....	\$21.03
HVAC, plumbing .....	14.88
Electrical .....	3.35
Science furniture .....	6.95
<b>Total</b>	<b>\$46.21</b>

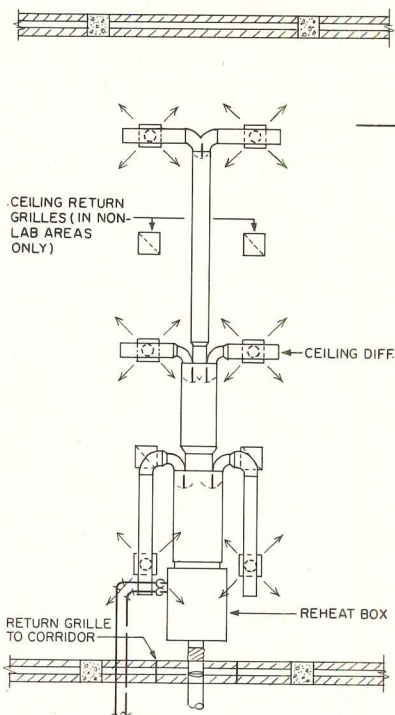
**Summary of net areas**

Department	Area	Lab or CR sta.
Botany .....	15,100	136
Chemistry .....	15,020	152
Physics .....	7,320	56
Zoology .....	16,990	200
Lecture & classrooms .....	7,050	438
<b>Total</b>	<b>61,480</b>	<b>982</b>

EDWARD GALLAHUE UNDERGRADUATE SCIENCE BUILDING, Butler University, Indianapolis, Indiana. Architects: *Hellmuth, Obata & Kassabaum, Inc.*—*Gyo Obata*, principal-in-charge of design, *Gerard G. Gilmore*, associate principal-in-charge of project; *Chih-Chen Jen*, project designer. Engineers: *LeMessurier Associates, Inc.* (structural). *HOK Associates, Inc.* (mechanical). Laboratory consultants: *Earl L. Walls Associates*. General contractors: *George Bahre Company*.



TYPICAL FAN COIL



Plan shows duct and pipe distribution at the third (chemistry) level. Air distribution is shown in the upper, right-hand quadrant; piping in the lower, right-hand quadrant. Laboratory spaces uses 100 per cent fresh air; but air is returned from perimeter spaces through the ceiling to the corner towers.

Above-ceiling space for duct and pipe distribution is a generous 5 ft.-2 in. (above).

Each laboratory module has a reheat box for space-temperature control (near left), to which is connected low velocity ductwork. Fan-coil units (far left) are used to air condition the perimeter spaces.

Gulf



*Why steel joists were the right answer to this building need*

## **"DESIGN FLEXIBILITY PLUS FASTER CONSTRUCTION," SAYS ARCHITECT STRONG**

In Denver's Writer's Center III, open web steel joists were used for floor support in the second through eighth floors, plus roof support over the eighth floor.

Why did Denver architect Charles D. Strong select this type of construction?

"Primarily for flexibility, but for fast construction, too", was his answer. "We were able to run the power and telephone lines and the exhaust system through the open webs. And suspending the acoustical ceiling from the bottom chords gave us ready access to the lines for future changes. For special areas like computer rooms, we merely adjusted the joist spacing. We've designed four other buildings in the Denver area with bar joist construction. We like the flexibility these structural members give us."

You'll like the flexibility of open web steel joists, too, and the other design/construction advantages they offer.

For complete information, send today for our latest edition of Specifications and Load Tables for Open Web Steel Joists and Longspan Steel Joists. Mail coupon for your free copy.

*For more data, circle 70 on inquiry card*



### **STEEL JOIST INSTITUTE**

2001 Jefferson Davis Highway  
Arlington, Virginia 22202

Mail to: STEEL JOIST INSTITUTE  
7th Floor, 2001 Jefferson Davis Hwy.  
Arlington, Va. 22202

Please send me your latest edition of Specifications and Load Tables.

NAME \_\_\_\_\_

TITLE \_\_\_\_\_

FIRM \_\_\_\_\_

ADDRESS \_\_\_\_\_

CITY \_\_\_\_\_ STATE \_\_\_\_\_ ZIP CODE \_\_\_\_\_



International Headquarters  
Standard Oil Company (Indiana), Chicago



# PRODUCT PERFORMANCE —they're getting it with ZONOLITE MONO-KOTE Fire Protection.

ZONOLITE® MONO-KOTE® is being used to fire-protect the interior portions of the new 82-story international headquarters for Standard Oil Company (Indiana) in Chicago.

Sprayed directly to the building's structural steel members, it's meeting the critical needs of the owner, architects, contractor and subcontractor—thanks to its outstanding performance. **The owner** is getting a product that meets his most critical requirement: protecting the structure in the event of fire.

**The architects** needed a material that could meet building code require-

ments—and state and city standards prohibiting asbestos in the formula. (W. R. Grace & Co. helped them both ways with ZONOLITE MONO-KOTE.)


**The general contractor** required the assurance that the fire protection application would not slow down his construction schedule.

**The subcontractor** needed to keep ahead of schedule—and did by pumping MONO-KOTE at the rate of 1,000 bags a day. Pumping to heights of more than 700 feet (without having to move equipment), he often completed two floors every three days.

So—for this “showcase” job—every-

one is getting what he needs most in a fire protection material. Plus the service and reputation of W. R. Grace & Co.

ZONOLITE MONO-KOTE delivers a full range of fire ratings. It is available from plants throughout the United States and Canada, to meet tough schedules. For complete information, contact your ZONOLITE sales office or ZONOLITE, W. R. Grace & Co., Construction Products Division, 62 Whittemore Ave., Cambridge, Mass. 02140.



Stan Carlson  
Standard Oil Company  
(Indiana) Chicago

Hans Neumann  
Perkins & Will  
(Architects) Chicago

J. Munroe McNulty  
McNulty Brothers Co.  
(Fire protection  
subcontractors) Chicago

Larry Smith  
Edward Durell  
Stone & Associates  
(Architects) New York  
and Chicago

Bernie Newton  
Turner Construction Company  
(General contractors)  
Chicago



For more data, circle 71 on inquiry card

# PRODUCT REPORTS

For more information circle item numbers on Reader Service Inquiry Card, pages 221-222

**ROOM PAGE-MESSAGE CENTER** / This system notifies hotel guests that messages await them. It may be installed in any hotel or motel with a dial telephone system, and can be placed in full operation in less than a day. The operator enters the guest's extension number into the system and begins an automatic signalling that rings the room phone at given intervals. When the receiver is lifted, a recording advises of the message. ■ Varian/Talix, Sunnyvale, Calif.

Circle 300 on inquiry card



**LOW GLARE SITE LIGHTING** / This distinctive contemporary product produces broad, even illumination yet has a night-time appearance so low in glare, it resembles gas light according to the manufacturer. Single and multiple luminaires are available in two sizes for various wattages, with poles 10 ft to 28 ft tall. ■ Moldcast Mfg. Co., Newark, N.J.


Circle 301 on inquiry card

**EXTERIOR-INTERIOR PANELS** / Shown is *Splitwood*, one of several facings featuring a deeply embossed design and made of cement reinforced with asbestos fibers. Panels are noncombustible, durable and require a minimum of care. The panels measure 4 ft by 8 ft, 4 ft by 10 ft and 4 ft by 12 ft and are available in four colors: white, brown, bronze and gray. Recommended for walls, fascias, spandrels, soffits, etc. The producer claims they are highly economical. ■ Johns-Manville, New York City.

Circle 302 on inquiry card

**ROOM STATUS INDICATOR** / An annunciator system that keeps desk clerks, housekeepers and maids constantly aware of the readiness state of all rooms is designed to improve housekeeping in hotels and motels. The system is completely solid-state for long life. ■ S. H. Couch Div., ESB Inc., N. Quincy, Mass.

Circle 303 on inquiry card



**CONCRETE LIGHT STANDARDS** / Prestressed hollow light standards are offered in lengths ranging from 16 ft to 33 ft, in round or octagonal tapered units. Smooth or polished terrazzo finishes. ■ Centrecon, Inc., Everett, Wash.

Circle 304 on inquiry card

more products on page 158



# People-proof panelboards.

Protect lighting panels with tamper-proof Mono-Flat® trims—standard on all Square D lighting panelboards. When the Mono-Flat front is properly installed and locked, it's practically impossible to get at the inside without the key. The lock is flush with the surface of the door so there is very little room for someone to insert a screwdriver under the lock and pry the door open. And the trim screws are inaccessible behind the locked front. Mono-Flat fronts come with one of either of two key changes so standard and emergency

lighting can be keyed differently.

On a more aesthetic note, the Mono-Flat front has a smooth appearance that can easily be papered, painted, or otherwise covered to blend in with the surrounding decor.

Mono-Flat enclosures are easy to install. They hold themselves in place while the trim screws are locked. And the front of the panel can be adjusted in or out if the box is set improperly in the wall.

Mono-Flat trims are now standard on all Square D lighting panelboards

as well as on several smaller power panelboards. Anytime you have a panelboard application, select a people-proof Square D panel with a Mono-Flat front to make it look its best.

For specific engineering data on Mono-Flat panelboard fronts, contact your Square D distributor. Or write, Square D Company, Dept. SA, Lexington, Kentucky 40505.




For more data, circle 72 on inquiry card

## Treasure Island, Florida: another builder cuts costs in today's competitive market with Staggered Steel Truss.


Staggered Steel Truss is a new structural design concept for multi-story structures. It's been proven across the country to compete with and often beat other framing systems. And it can compete on a number of counts.

For instance, Green Feathers, Inc., owner and builder of St. James Apartments, Treasure Island, Florida, chose Staggered Truss for construction speed. They wanted faster occupancy for a quicker return on their investment. The main body of the building, which utilizes the Staggered Truss design is a rectangle, 207 ft. x 40 ft. and 7 stories high. It was erected in just 5 working days. (a 68 ft. x 46 ft. wing in the rear of the structure was erected with the conventional braced steel frame method.)



The Staggered Truss design also provided an ideal solution to off-street parking requirements by making possible a column-free 207 ft. x 40 ft. ground level parking area under the building. Additional benefits were realized in a relatively light weight steel frame and less costly foundations.

Essentially, the Staggered Steel Truss system is made up of one-story high trusses that span transversely between exterior steel columns and occur in a staggered pattern from floor to floor. Trusses at a given floor are placed midway between those of the floors below and above. Each floor rests on the top chord of the trusses below and is supported, alternately, from the bottom chord of the adjacent trusses.



Staggered Truss concept was developed for U. S. Steel by the Massachusetts Institute of Technology. The St. James Apartments is just the latest of many buildings around the country to use it effectively—and profitably.



We'll gladly send you a complete structural report (ADUSS 27-5588-01), which describes how Staggered Truss was used on this building. Also a free 26-page booklet on Staggered Truss, that shows a design for a typical 20-story apartment building in full detail. Write U. S. Steel, P. O. Box 86, Pittsburgh, Pa. 15230.

### Construction Details

**Description:** A 7-story apartment building with penthouse atop. The main unit is a rectangle 207 ft. x 40 ft., to which a short wing 68 ft. x 46 ft. is appended. The latter is conventionally steel framed and cross-braced. 53 apartments, of which 8 are one-bedroom, 40 two-bedroom, and 5 three-bedroom. The entire main unit is set on pedestals, providing a 207 ft. x 40 ft. column-free parking space on the ground floor.  
**Design live loads:** 40# psf in apartments/100# psf in corridors/20# psf on roof/Wind loading as per code.

**Applicable Code:** Southern Standard Building Code, Coastal Region.

**Structural Steel:** Total steel frame weight, 206 tons. Weight of other structural steel, 121 tons. Field connections are high-strength bolts.

**Floor System:** 16" joists on 2'6" centers.  $\frac{5}{16}$ " formed metal deck with 2 $\frac{1}{2}$ " poured concrete.

**Roof Construction:** 28 gage galvanized steel formed decking; 3" lightweight concrete slab; built-up roofing with tar and gravel.

**Foundations:** augered caissons.

**Interior Walls and Partitions:** Partitions  $\frac{1}{2}$ " drywall on 3 $\frac{3}{8}$ " metal studs. Party walls without truss:  $\frac{5}{8}$ " Fireguard X Gypsum wallboard on each side of 8" lightweight concrete blocks. Party walls with truss:  $\frac{5}{8}$ " Fireguard X Gypsum wallboard plus 1" soundboard on 3 $\frac{3}{8}$ " steel studs.

**Exterior Wall:** 8" concrete block, sprayed with stucco.

**Elevators:** 1 bank, 2 elevators.

**Fire Resistance:** 1 hour for floor/ceiling. 2 hours for columns, spandrels & trusses (dry-wall).

**Steel Erection Time:** For the main unit of the building, 5 working days. Total steel erection time: 12 working days.

**Gross Area:** 90,098

**Floor-to-Floor Height:** 9'8"

**Floor-to-Ceiling Height:** 8' (7' in bathrooms and corridors).

*Owner:* Green Feathers, Inc., Treasure Island, Florida

*Architects:* Edward W. Hanson, Architect, Inc., Clearwater, Florida

*Structural Engineers:* O. E. Olsen & Associates, St. Petersburg, Florida


*General Contractor:* Green Feathers, Inc., Treasure Island, Florida

*Structural Fabricator:* Musselman Steel Fabricators, Inc., Tampa, Florida

*Structural Erector:* West Coast Steel Erectors, Inc., Tampa, Florida

United States Steel **USS**

TRADEMARK



**1** Prefabricated, lightweight Tectum panels simply drop into place, require no special tools.



**2** Textured underside serves as a handsome, ready-made acoustical ceiling.



**3** Precut polyurethane joint strips provide uniform insulation factor for entire deck.



**4** Tough, rigid polyurethane surface takes hot asphalt adhesives in stride, supports normal roof loads.

# Get under cover fast with Tectum II overhead.

Immediately after Gold Bond Tectum II structural roof deck is up, it's ready for conventional built-up roofing systems. That's because Tectum II comes fully insulated and prefinished.

The  $\frac{3}{4}$ " of polyurethane on 2" of Tectum® produces a low "U" value of .10. And because the insulation is scientifically

factory-bonded, condensation doesn't get trapped between layers. Single-unit construction provides dimensional stability, too.

Available in plank, tile or long-span designs, Tectum II is low-cost and ideal for educational, industrial, commercial and institutional buildings. Tectum II

with foam having a Class 25 rating is available where required.

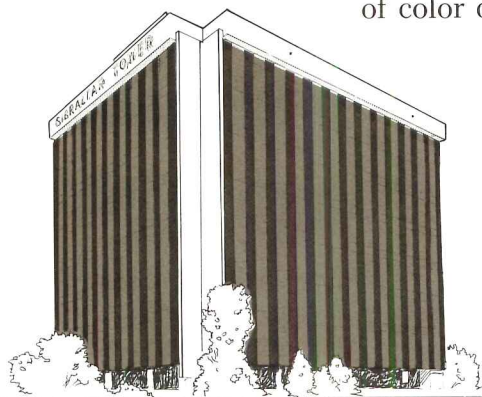
A lot of constructive thinking went into Tectum II. Take advantage of it. Call your local Gold Bond man. Or write Gold Bond Building Products, Division of National Gypsum Company, Dept. AR-112T, Buffalo, N.Y. 14225.



porcelain-on-steel panels in

# FOUR NEW BRONZE-TONE COLORS

**NO COLOR VARIATION.** AllianceWall bronze-tone colors remain constant. There is absolutely no variation of color due to light reflections.



**40% TO 60% SAVINGS.** AllianceWall porcelain-on-steel bronze tone panels cost 40% to 60% less than hard coat finishes.

## **NO MAINTENANCE**

**REQUIRED.** Panels never require painting or other expensive maintenance. Colors remain fresh and new looking even when exposed to the ravages of sun, sea, salt and smog.

## **FREE COLOR SAMPLES.**

Write today on your company letterhead.

**AllianceWall**  
CORPORATION  
Box 247, Alliance, Ohio 44601

Overseas: Alliance Europe N.V.  
Factories: Box 19, 3600 Genk  
Belgium



Pentagon A/S  
Odense,  
Denmark



## *Anything can happen*

In Merrie Olde England, Johnny Leydon of Sligo was captain of the six-man Irish team that demolished an upright piano and passed the entire wreckage through a nine-inch hole in the record-setting time of two minutes, 26 seconds, on September 7, 1968.

From the GUINNESS BOOK OF WORLD RECORDS  
©1971 by Sterling Publishing Co., Inc., New York



## *And anything can happen at Overly*

Like leakproof roofs for any and all seasons.

Some of America's most beautiful buildings are topped with Overly metal roofs. We fabricate them from aluminum, weathering steel, copper or stainless steel, and warrant them against leakage for 20 years if we supervise the erection. The tougher the design problem, the better we like it, because we've solved some beauties over the years.

We can help you design a roof to meet any specification, erect it or give it to you completely prefabricated. Overly roofs have no sealants to deteriorate. All joints are engineered around our unique and patented mechanical interlocking system which permits expansion and contraction when temperatures change. When it comes to beautiful roofs, anything can happen at Overly . . . and it happens for the better.

Overly has plants in Greensburg, Pa. and Los Angeles, Calif. For more information, contact Overly Manufacturing Co., Architectural Metal Division, Department 19, West Otterman St., Greensburg, Pa. 15601.


**overly**  
MANUFACTURING CO.

For more data, circle 75 on inquiry card



**Plan the  
inside functional  
areas with the  
same care you  
gave the total  
concept.**

**Plan with the  
Clarín arch.staff.**



Our engineering staff is available to give you free planning, product and arch. services and estimating. By working in the planning stage you're assured optimum utilization through exact dimensions.

You know how good Clarín Eclectic seating is—now give us a chance to show you how good our architectural services can be.

Call or write:  
AR-11


**clarín**  
CORPORATION

7627 West Lake Street  
River Forest, Illinois 60305  
(312) 771-6100

For more data, circle 77 on inquiry card

MAYTAG'S UP-FRONT SECURITY COIN BOX provides significant protection against looting of washers and dryers in self-service laundry facilities. First, the coin box itself is made of heavy-duty metal and has a rugged lock that discourages tampering. Second, the location of the coin box—up front under the money slot—makes it difficult for pilferers to get at. Maytag's Up-Front Security Coin Box offers another advantage, too. While hard for thieves to break into, it's easy for the collector to empty. For complete information, write to The Maytag Company, Commercial Laundry Division, Dept. AR-11-72, Newton, Iowa 50208.

For more data, circle 78 on inquiry card






PORTABLE SOLID WASTE AND REUSE COMPACTORS and systems from The Tony Team, Inc. includes four sizes and great versatility. Pollution Packer™ compactors bale, bag and box all types of wastes and refuse, wet or dry. Machine capacities range from .8 C. Y. to 4½ C. Y. of loose wastes at 10 to 1 compaction ratio . . . operate on low amperage, 110-V60 cycle service. For hospitals, hotels, schools, colleges, restaurants, office and apartment bldgs. Simple adaptation to chute-type disposal systems. Spec sheets and literature available from: The Tony Team, Inc., 7399 Bush Lake Road, Mpls., Minn. 55435.

For more data, circle 79 on inquiry card

**change  
scale  
with the  
economy  
of 8 x 16  
block!**

**...with these  
SPECTRA-GLAZE®  
SCORED BLOCK  
(or create your own)**

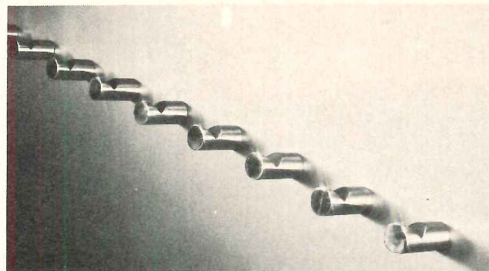
© 4.5/Bu in SWEET'S  
® Reg. U.S. Pat. Off.  
& other countries by  
THE BURNS & RUSSELL CO., Box 6063,  
Balto., Md. 21231.  
Design and other  
Scored faces. 48 colors.  
Truck delivery  
direct to job site.



**Spectra-Glaze®**  
glazed  
concrete  
block

For more data, circle 80 on inquiry card

continued from page 144




**WALL-MOUNTED COSTUMERS** / Sculptural in appearance, the costumers are cylindrical and notched to accept coats, etc. Available in polished chrome, satin chrome or bronze, in single- or double-units in several depths, 1½ in. in diameter. All units are supplied with internal tamper-proof hardware for mounting. ■ Habitat, Inc., New York City.

Circle 305 on inquiry card


**CONTRACT CARPETING** / Designed specifically for commercial use, *Denseweve* is made of 50 per cent *Polypropylene Olefin*, solution dyed, with 50 per cent space dyed continuous filament nylon. This renders the product virtually shock-free. A moisture barrier non-woven primary backing blocks spills and stains. The product is mildew-proof and non-allergenic. Available in six colors. ■ Porter Carpet Mills, Cartersville, Ga.

Circle 306 on inquiry card




**CARPET UNDERLAY** / Resistance to heavy traffic, firmness and economy are featured in this product which is capable of passing the Steiner Tunnel Test (ASTM E-84). Offered in three grades for all contract carpeting requirements, the *Omalon Systems* line is available in 40-sq yd rolls, measuring 6 ft wide and 60 ft long. Product is guaranteed. ■ Olin Corp., Stamford, Conn.

Circle 307 on inquiry card



**HOTEL TELEVISION** / With an alcohol-resistant finish and an 18-in. screen, this model eliminates guest tampering. A complete hotel-motel, single-source package is available. ■ RCA Service Co., Cherry Hill, N.J.

Circle 308 on inquiry card



**VINYL-ON-PAPER WALL COVERING** / This gravure-printed wall covering is washable and dirt- and grease-resistant. Shown is "Manhattan," part of the *London Style 3* collection. Available in just one colorway, "Manhattan" is small grey squares, alternating in shiny and brushed-look lines. ■ ICI America Inc., Wilmington, Del.

Circle 309 on inquiry card

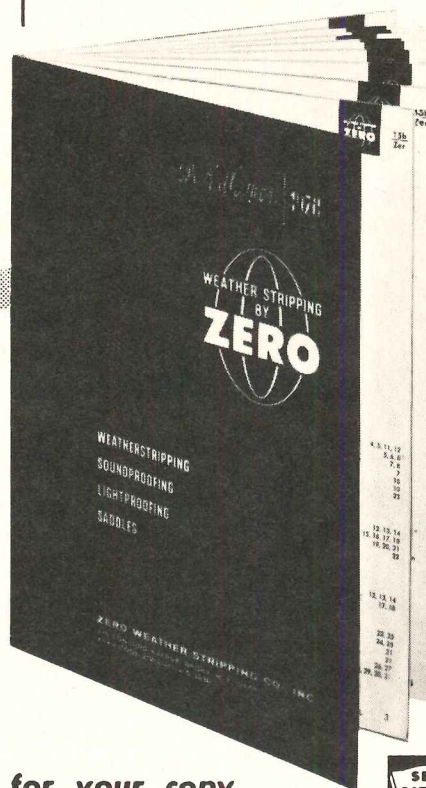
more products on page 166

— our 49th year

**new  
edition  
now  
ready!**

the most complete  
and authoritative  
guide for...

- WEATHER STRIPPING
- SOUND PROOFING
- LIGHT PROOFING
- THRESHOLDS



Zero's latest  
Catalog shows  
many new  
products,  
contains 184  
full size  
drawings.



Write today for your copy

**ZERO WEATHER STRIPPING CO., INC.**


Our 49th year of service to architects

415 Concord Avenue, Bronx, New York 10455 • (212) LU 5-3230



For more data, circle 81 on inquiry card

## Now you can specify KALCOLOR® aluminum in gray. Or gray. Or gray.



New #50 KALCOLOR aluminum sheet and extrusions are now available in light gray, medium gray and dark gray.

A perfect addition to our other KALCOLOR aluminum colors of gold, light amber, amber, statuary bronze, champagne and black.

Soft, subtle shades of gray that are unmistakably KALCOLOR aluminum. Finishes that are gem-hard, corrosion-resistant and unsurpassed in sun-fastness and color uniformity.

Pick one. Or any of the other colors. But specify KALCOLOR aluminum. It's made only by a unique, integral-color hardcoat anodizing process developed by Kaiser Aluminum. No dyes are used. And no other integral-color system can match its quality.

Your projects will look better for it. And so will you.


(KALCOLOR aluminum in gray is already being used on a number of impressive buildings around the country: Los Angeles' CNA building, New York's 919 Columbus Circle building, the Academic Sciences building at West Point, the Seattle-Tacoma Airport (remodeling) and the Jefferson Plaza building, Columbia, S.C.—to name a few.)

For color samples of new gray KALCOLOR—and list of approved KALCOLOR aluminum anodizers—write to Architectural Marketing Manager, Room 2142 KB1, Kaiser Center, Oakland, CA 94604.

See our Aluminum in Architecture catalog in Sweet's Architectural File, Index No. 5.1/Ka.

# **KAISER ALUMINUM**

*For more data, circle 82 on inquiry card*



## The 30-minute fire door. It saves money and it saves lives.

Such a door.

A year ago you couldn't buy a 30-minute UL rated fire door. Anywhere.

But we've known for some time lives could be saved if someone in the door industry could offer a low-cost fire door as a safe alternative to the hollow core door. (Hol-

low core doors are a bummer in a fire. They last only 7-9 minutes.) So this is our low-cost answer. A Particle Core Fire Door for about 22% less than the 3/4-hour fire door.

We subjected this door to the UL fire test, where it stood up to 1,500°F. and held firm under 30 lbs. of hose

stream pressure. Of course, you still get maximum stability, freedom from core telegraphing and a lifetime interior guarantee.

For more details about the 30-minute Fire Door that saves money and lives, write Weyerhaeuser, Box B-9444, Tacoma, Washington 98401.



**Weyerhaeuser**

Stratton's carpet of Herculon® met a hot tomato from Campbell's...



and kissed it goodbye.

Stratton's rugged "Polycord" carpet made with pile of HERCULON\* olefin fiber got together with some crispy croutons and Campbell's Tomato Soup. But it didn't last long. With just a bit of easy cleaning, it was all off between them.

The stain resistance of HERCULON, coupled with uncommon resistance to abrasion and fading, gives you the ideal carpet for any commercial installation. Even Campbell's didn't stick it

out with Stratton's new quarter gauge carpet of HERCULON for very long. But your customers will.


For detailed information on HERCULON olefin fiber see Sweet's **S** Light Construction, Architectural and Interior Design files. Or, write Fibers Merchandising Dept. 226, Hercules, Incorporated, Wilmington, Delaware 19899 for free 24 page booklet.

Specify Carpet of Herculon® by Stratton Industries, Inc.



\*Hercules registered trademark.

For more data, circle 83 on inquiry card



It has clean, classic lines.

It can be installed non-handed either top-jamb,  
parallel arm or regular arm...in a choice of  
three mounting methods.

How's that for  
all-purpose flexibility?


the **Norton**<sup>®</sup> 1600 Closer

For complete details, contact your  
Norton Representative or Eaton  
Corporation, Lock and Hardware  
Division, Norton Marketing Department,  
Box 25288, Charlotte, North Carolina 28212.

**EATON** Security Products  
& Systems

1198 C

For more data, circle 84 on inquiry card



**This is  
Snug Rib roofing.  
The almost-flat,  
weathertight  
system from Alcoa.**

The Alcoa® Snug Rib roofing system gives you all the advantages of a low-pitch roof, plus excellent leak resistance, long-term maintenance savings and attractive appearance. Slopes as low as ¼ in. in 12 ft are possible, so there's less dead space to heat or air-condition. Snug Rib roofing is a floating, weathertight system. Because it floats, it is free to move under thermal cycling, so locked-up thermal stresses are eliminated. The patented Snug Seam®

joint holds panel edges securely in place to create a weathertight seal. No through-fasteners penetrate the weathering membrane. On most buildings, end laps can be eliminated because lengths are limited only by shipping conditions.

Snug Rib roofing saves you money several ways compared to conventional metal roofs. Less roofing material is required in relation to floor space. Steel trusses can be lighter. Fast erection cuts construction


costs and completion time. And long-term maintenance costs are reduced because aluminum takes care of itself. For manufacturing plants, port warehouses, airport facilities, recreational buildings, grandstands and sports complexes, Alcoa Snug Rib roofing is handsome, weathertight and economical. For more information, write Aluminum Company of America, 1055-L Alcoa Building, Pittsburgh, Pa. 15219.




**Change for the better with  
Alcoa Aluminum**

**ALCOA**


*For more data, circle 85 on inquiry card*



Hylite



Syenite




Pluralite




Selections  
that give  
imagination  
full sway

MISSISSIPPI  
PATTERNED GLASS


Let light work for you through patterns that give every object exciting new angles of interest. Panels and partitions reveal the passing view. But textures blend with lights and colors to soften the image and give design emphasis. Mississippi patterns by CE GLASS give refreshingly new concepts to windows and walls. Obscure patterns are available to give privacy to any desired degree. CE GLASS has the wide range selections so there's never a limit. Imagination can have full sway whether for contemporary or traditional, or for strictly functional or highly decorative purpose.



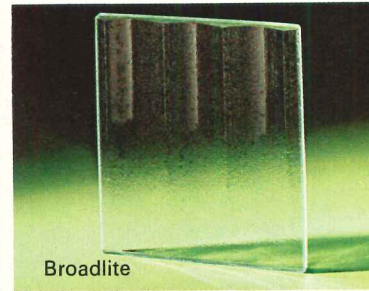
Satinlite



Burlap




Pentecor



Broadlite


Mississippi patterned glass by CE GLASS is available from leading distributors of quality glass in the principal cities of the United States and in Canada from Canadian Pittsburgh Industries, Ltd., Glass Division. For further information or samples, contact our office nearest you or write CE GLASS, 825 Hylton Road, Pennsauken, N. J. 08110 or call 609-662-0400.

See our catalog in Sweet's 

Smooth Rough

**CE GLASS**

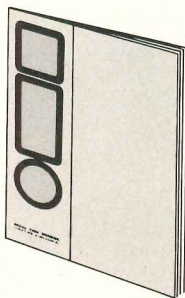
For more data, circle 86 on inquiry card



Specify  
Structural  
Steel  
Tubing

for  
**STRENGTH**  
plus  
**BEAUTY!**

Regal rectangular and square structural steel tubing offers many advantages for use as load bearing and curtain wall columns, railings, mullions and stair stringers. Provides great strength, attractiveness and safety. Requires little maintenance. As there are only four sides, other materials fasten to it easily. Often used as supports and downspouts as well. Available in many sizes up to 12" x 8" or 10" x 10" and wall thicknesses up to 1/2".



Write for brochure  
giving complete  
data.

## REGAL TUBE COMPANY

A Subsidiary of  
**Copperweld Steel Company**




7401 South Linder Ave.  
Chicago, Illinois 60638  
312/458-4820

**COPPERWELD**  
SPECIALTY MATERIALS


Rely On Regal

For more data, circle 87 on inquiry card



**REFRIGERATOR** / The *Mini-Bar* is 18-15/16 in. wide by 17 7/8 in. deep. It has a 2.65-cu ft capacity and produces up to 12 lbs of ice daily, automatically. The unit is offered with copper-toned metal sides and walnut vinyl-clad metal door. ■ Acme-National Refrigeration Co., Inc., Astoria, N.Y.

Circle 310 on inquiry card



**FOOD WARMER** / Offered is a line of mobile dispensers that heat, store and dispense one-piece pellet bases to keep plates hot and food at serving temperatures while being transported. The stainless steel cabinet includes a push handle. ■ AMF, Inc., Essex, Conn.

Circle 311 on inquiry card



**HOT WATER DISPENSER** / This unit will provide water up to 190 degrees F from a reservoir tank mounted in the cabinet below the sink. Water temperature is thermostat-controlled. ■ The Hobart Mfg. Co., Troy, O.

Circle 312 on inquiry card  
more products on page 170

# DO SOMETHING MEMORABLE

Brighten up large areas. Create an outdoor feel with indoor comfort.

Design roof areas that are intriguing and interesting to look at, either from the inside looking up or from the outside looking down.

Wasco Skydomes can be readily butted in both directions. Self-supported spans up to 8 feet across and as long as you like.

Nobody else builds domes so strongly, lets you think so big. You can specify circular domes also, up to 8-foot diameter in one piece, or segmented circles to 14 feet.

Wasco Skydomes come in clear acrylic, translucent white, dense white and solar bronze for different effects.

Write us about flat glazed skylights too. Wasco can provide both acrylic and glass skylights in many configurations.

Let Wasco help you do something extra exciting! Call or write, today.




**WASCO PRODUCTS, INC.**  
LEADERS IN SKYDOMES & FLASHING

P.O. BOX 351 SANFORD, MAINE 04073  
Tel: 207-324-8060

For more data, circle 93 on inquiry card

# The only acoustical fire door 9 feet tall and 30 minutes thick.



A 30-minute fire door is something you need. A 9-foot acoustical door is something you'd like. Only U.S. Plywood puts them both together, in our tall, tough, beautiful, acoustical fire door. 9 feet tall. 30 minutes thick. STC rated 28. UL tested and rated for fire resistance, heat transmission and structural integrity.

The Weldwood acoustical fire door is considerably less expensive than a comparable metal door. It also performs considerably better when tested for heat transmission. After 30 minutes in UL's test furnace, where it gets well over 1500°F, the Weldwood door's unexposed side was less than 175°F, cool enough not to harm a person forced against it during a fire. Its STC 28 rating provides good speech privacy and protection in hotels, motels and other commercial installations.

The core of this door is Novoply.<sup>®</sup> The face is your choice: striking hardwood veneers, Duraply<sup>®</sup> for job-site painting, Permaply<sup>®</sup> for solid color prefinishing, or colorful plastic laminates.

No matter what kinds of doors you're specifying, the one name to remember is Weldwood.<sup>®</sup> We have the biggest, and best, line of architectural doors in the business: interior, exterior, static- and radiation-shielding as well as acoustical and fire. For more information on any of them, call your local U.S. Plywood Branch Office.



**U.S. Plywood**

A Division of Champion International  
777 Third Avenue, New York, N.Y. 10017

For more data, circle 89 on inquiry card

# FOR YOU WHO HAVE FAITHFULLY SPECIFIED I-BEAM ROOF STRUCTURES, THE TIME HAS COME TO BE FICKLE.

And switch your allegiance. To a more economical roof framing system called joist girders.

Joist what?

Joist girders. Simple supported joists with a modified Warren truss configuration that can save you a great deal of time, money, weight, space and grief on anything over 10,000 square feet.

For example.

Joist girders make load calculations quite simple.

They make columns and foundations quite scarce.

And they save an incredible amount of erection time. For themselves. And for the bar joists that go on top of them.

They're also extremely accommodating.

They'll accommodate ducts, wires, pipes, and almost anything else you couldn't possibly ram through an I-beam.

Now, we'd love to tell you more.

But you don't have the time and we don't have the space.

So, instead, let us do this. Let us send you our Joist Girder Specification Guide.

It explains what joist girders are, shows you how to specify them, and really simplifies this whole thing.

You can get one from your nearest Vulcraft sales office or plant. Or by writing P.O. Box 17656, Charlotte, N.C. 28211. Or from the young lady who answers this number: (704)366-7000. Call her

now. Because I-beams are expensive, cantankerous and hard to support. And nobody should have to stay married to something like that.

Vulcraft. Division of Nucor Corporation: Florence, S.C.: Fort Payne, Ala.: Grapeland, Tex.: Norfolk, Neb.: Saint Joe, Ind. Members of the Steel Joist Institute. **VULCRAFT.**




For more data, circle 90 on inquiry card



## TOWER FOR LIVING..... **COLOR CONTROLLED** WITH MEDUSA CUSTOM COLOR MASONRY CEMENT.

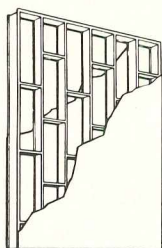
From top to bottom and start to finish the mortar color in this unique apartment tower was controlled by Medusa in strict adherence to the architect's choice. Medusa Custom Color Masonry Cement is mill-mixed under scientific process control. It arrives at the job site ready for mixing with just sand and water. No job site color formulation necessary. The architect and owner get what they specify — with controlled color from start to finish. Write for new color brochure. Medusa, P. O. Box 5668, Cleveland, Ohio 44101.



*DIVINE TOWERS,*  
Madison, Wisconsin.  
*Architect:* John J. Flad  
& Associates, Madison.  
*Masonry Contractor:* Wild  
Masonry Inc., Madison.  
*Masonry Supplier:*  
Wisconsin Brick &  
Block Co., Madison.  
Medusa Custom Color  
Masonry Cement  
Color No. 79E.

**MEDUSA CEMENT COMPANY** Division of Medusa Corporation

# KALWALL®



Versatile Kalwall® sandwich panel with fiberglass reinforced face sheets permanently bonded to aluminum grid core is practically indestructible.


## THE MIRACLE SANDWICH

Kalwall Translucent Roof Systems enable you to work wonders with light. Their miracle, modular panels distribute natural daylight evenly. No more interior glare. No dark corners. Now you control light by specifying transmission from 60% to as little as 5%.

You can arrange Kalwall components in any combination. Vary the grid patterns. Add color panels and inserts for dramatic effect. As you design!

Precision-built Kalwall Roof Systems weigh little. Yet they are astonishingly strong and keep out heat and cold. (Optional insulation equals 40" of concrete!) They're maintenance-free, weatherproof, vandal-proof. And so easily handled, a few men with hand tools can enclose any size roof — quickly! No big cranes needed!

Kalwall Systems have cut costs for 40,000 plants, offices, shopping malls, motels, schools, residences. Write or phone for details.




2¾" translucent Kalwall Roof System at Summit School in South Dakota.


# KALWALL

CORPORATION  
88 Pine Street  
Manchester, N. H. 03103  
Tel: 603-627-3861


For more data, circle 92 on inquiry card



**SHREDDER-COMPACTOR** / Model 915 is 28 in. wide by 60 in. long and is low priced, according to the manufacturer. An electric eye sees material entering the hopper and starts the machine, activating a deodorizer. After shredding, the material is compacted and discharged. Disposal methods include can or bag packing. Indoor-outdoor use and safety features are included. ■ Mil-Pac Systems, Inc., Plainfield, N.J. *Circle 313 on inquiry card*



**DISH CART** / Built of welded stainless steel, the cart is mounted on 5-in. diameter swivel casters with rotary bumpers. This unit can accommodate 680, 4½- to 5½-in. diameter dishes. ■ Precision Metal Products, Inc., Miami, Fla. *Circle 314 on inquiry card*



**WET PULPER** / The *Econo-Line* pulper for processing food and general wastes, pumps waste in a slurry, to the loading dock. A waterpress removes the water, leaving a moist, biodegradable pulp. Unit reduces waste volume up to 90 per cent. ■ Wascon Systems, Inc., Hatboro, Pa. *Circle 315 on inquiry card*

*more products on page 177*

## FOR THE RECORD

### CHARLES A. LINDBERG comments on customized casework

Interior building space, particularly in health care institutions, is so costly today that its value should be measured by the inch.

One way an architect can utilize every inch of expensive hospital and nursing home space is to specify casework that is custom built to precise requirements. Space wasting "fillers" between cabinets to close up gaps in an installation are therefore eliminated.

Aside from the obvious economies of customized casework, there is another very important consideration for architects: design freedom. For example, numbers and placement of doors and drawers . . . cabinet depths . . . heights and dimensions . . . all are flexible and only contingent upon individualized specifications. Sophisticated items such as pass-through wall cabinets and special duty casework can be specified to conform to the overall decor of your entire installation.

Paradoxically, all these advantages cost no more. Custom metal casework of a superior quality is available at less cost than for inflexible stock items of comparable quality. Furthermore, such features as complete rabbeted frame construction . . . ball bearing drawer suspension . . . brass hinges with nylon bushing . . . and welded corners with no overlap or joints . . . are standard in this customized line, and not premiums which command a higher price.

The manufacturer to contact for complete information on these outstanding custom products for health care institutions is Jamestown Products Division, AVM Corporation, 178 Blackstone Avenue, Jamestown, N.Y. 14701.

*Charles A. Lindberg*

Vice President — Institutional Sales  
AVM Corporation

For more data, circle 88 on inquiry card

# KEYDECK I/D<sup>®</sup> FLOOR AND ROOF SYSTEM

Architects, contractors, and owners approve of this new 2 hr. fire rated floor and roof system for low rise apartments, one and two family residences, light commercial and industrial buildings. Practical features are the inclusion of heating, plumbing, and electrical utilities into a 12" unit.

The new concept includes four basic components: (1) KEYDECK Truss T's that act as steel reinforcing for the structural system and as supports for the leave in place

forms; (2) Keydeck forms, light in weight and easy to snap into place; (3) Keydeck temperature reinforcing to minimize surface cracks; (4) Cast in place concrete providing desirable structural, acoustical, and fire resistant properties.










Most importantly, this system has low material and placement costs . . . is quick and easy to install. Consider it for your next job. For detailed information write or call Construction Products Division (309) 697-0200.


## KEYSTONE STEEL AND WIRE FOR CONSTRUCTION

KEYSTONE STEEL AND WIRE, PEORIA, ILLINOIS 61607 • DIVISION OF KEYSTONE CONSOLIDATED INDUSTRIES, INC.

® TM & SM registered by Portland Cement Association

For more data, circle 94 on inquiry card

-  KEYDECK Truss T steel support
-  KEYDECK leave in place fiber forms
-  KEYDECK temperature reinforcing
-  Cast in place concrete
-  Ceiling material of your choice
-  KEYDECK Truss T structural reinforcing
-  Air ducts: in or across voids
-  Electrical: in or across beams/voids
-  Easy placement of plumbing



# 5.5 acres of lofty cover for jumbo jets

## Long-lasting PPG coating on prefinished aluminum roof system assures minimum maintenance

Designing a gigantic, column-free service hangar capable of accommodating four 747 jumbo jets required careful consideration of building maintainability as well as structural engineering. Aluminum roofing panels prefinished with DURACRON® Super 800 coating were selected. This silicone-copolymer acrylic finish offers color stability with outstanding resistance to extreme weather conditions, yet its cost per square foot is only in the medium range. Whatever type metal building you plan, there's a PPG coil coating

designed to deliver the performance, beauty and protection you require. See Sweet's Architectural or Industrial Construction Files 9.10/PPG for more information. The panel manufacturer of your choice can help, too. Or contact PPG INDUSTRIES, Inc., Dept. 16W, One Gateway Center, Pittsburgh, Pa. 15222.

**PPG: a Concern for the Future**


Coil  
Coatings   
INDUSTRIES

*For more data, circle 95 on inquiry card*

AMERICAN AIRLINES hangar,  
San Francisco International Airport  
Structural engineers:  
Lev Zetlin Associates, New York  
Architects:  
Conklin & Rossant, New York  
Roof panel supplier:  
Kaiser Aluminum &  
Chemical Corporation







Hager Introduces

ECO

(Electronic Control of Openings)



**EXIT**

**ENTRANC**

**STAIRWAY**





# ECO

## The new simplistic system for security and traffic control

With today's growing concern for greater security, building designers find that openings must be increasingly involved with the closing.

A new system for controlling traffic and monitoring access areas brings the entire program within bounds for both effectiveness and budgetary considerations.


Hager introduces ECO, the electronic control of openings. Basically it is rather a simple package. Yet it can monitor an entire building, with silent signal or audible alarms to alert the central station that a door or area is being violated.

The ECO system is compact. A complete unit is little larger than an attache case. Yet it is highly sophisticated in operation; provides all and more of the essential functions of much more complex installations.

The comparatively low cost is further benefitted because the system is designed to become an inherent part of the building specifications. Wiring for ECO is part of the regular electrical installation. The control module merely plugs in at any designated location. Hager electric hinge components make it possible to completely monitor and control any number of individual openings remotely.

Five openings or 100 or more are monitored and/or controlled at a single station. The number of openings controlled can be increased merely by adding plug-in modules, so the system fits in a practical way to exact building needs without overages.

ECO can be set to signal when a door is violated; can be lock-integrated to show whether a door is secured; and can activate the door lock from the central station.



# It all started with the Hager ELECTRIC HINGE

Three years ago Hager introduced the electric hinge, a unique hinge (now patented) incorporating electric contacts.


This hinge made remote openings control possible for the first time . . . using standard hardware products.

The potential for this new development was quickly recognized by architects and building owners. Hager engineers then set about to create a central control system that could make best use of this hinge signaling innovation. The result is here in ECO, electronic control of openings.

ECO is unlike the various methods you may have worked with in the past. The compact size, the ease of installation, and the adaptability of ECO to most any degree of security and traffic control wanted, should warrant consideration by architects and builders now contemplating new construction.

## HAGER CONSULTANT SERVICE

Detailed information on ECO is available from architectural hardware consultants. Hager engineers provide schematic and specifications that incorporate ECO into the general wiring plans.




Patent No. 3,659,063




**HAGER HINGE COMPANY**  
139 Victor St., St. Louis, Mo. 63104

*"Everything Hinges on Hager!"*



**DISHWASHER** / A door-type dishwasher has been introduced with an integral electric water heater which frees under-table space and reduces installation costs. Factory-plumbed and pre-wired, the unit eliminates five of the eight electrical and water connections necessary on other dishwashers having separate booster heaters. ■ General Electric Co., Chicago Heights, Ill.

Circle 316 on inquiry card



**PRECAST CONCRETE SURFACING** / This polymer concrete is precast in 2-ft squares and surfaced with hand-molded stoneware or porcelain clay units, precisely sized and mitered with tight joints to produce all-weather paving. ■ Hastings Pavement Co., Inc., Great Neck, N.Y.

Circle 317 on inquiry card



**ELASTOMERIC ROOFING SYSTEM** / A cut-to-size, single-ply roof system for manufactured and on-site housing chemically welds to form a tough, watertight membrane. *Sim-ply* includes roofing sheet, flashing, tapes, molded shapes, adhesives and primers. Molded shapes for corners, vent stacks, drains and fascia corners ensure watertight bonding at these points and speed installation. ■ Celotex Corp., Tampa, Fla.

Circle 318 on inquiry card

more products on page 184

For more data, circle 97 on inquiry card

For more data, circle 96 on inquiry card



## NEW RC-12-A High-capacity cooler for heavy traffic areas


- Chills 12 gallons of water per hour for high-demand conditions.
- Fully-recessed design does not intrude into corridor space.
- Deep basin prevents splashing.
- Slightly rounded, non-welded corners are easy to clean.

Ask about our complete line of fully-recessed and semi-recessed water coolers and drinking fountains.  
HALSEY TAYLOR DIVISION,  
1554 Thomas Rd., Warren, Oh. 44481.

*Halsey Taylor*®

KING-SEELEY **KST** THERMOS CO.

# This Single Fitting Delivers Phone, Power and Signal Service



## THE GRANCO CEL-WAY®/COFAR® SYSTEM

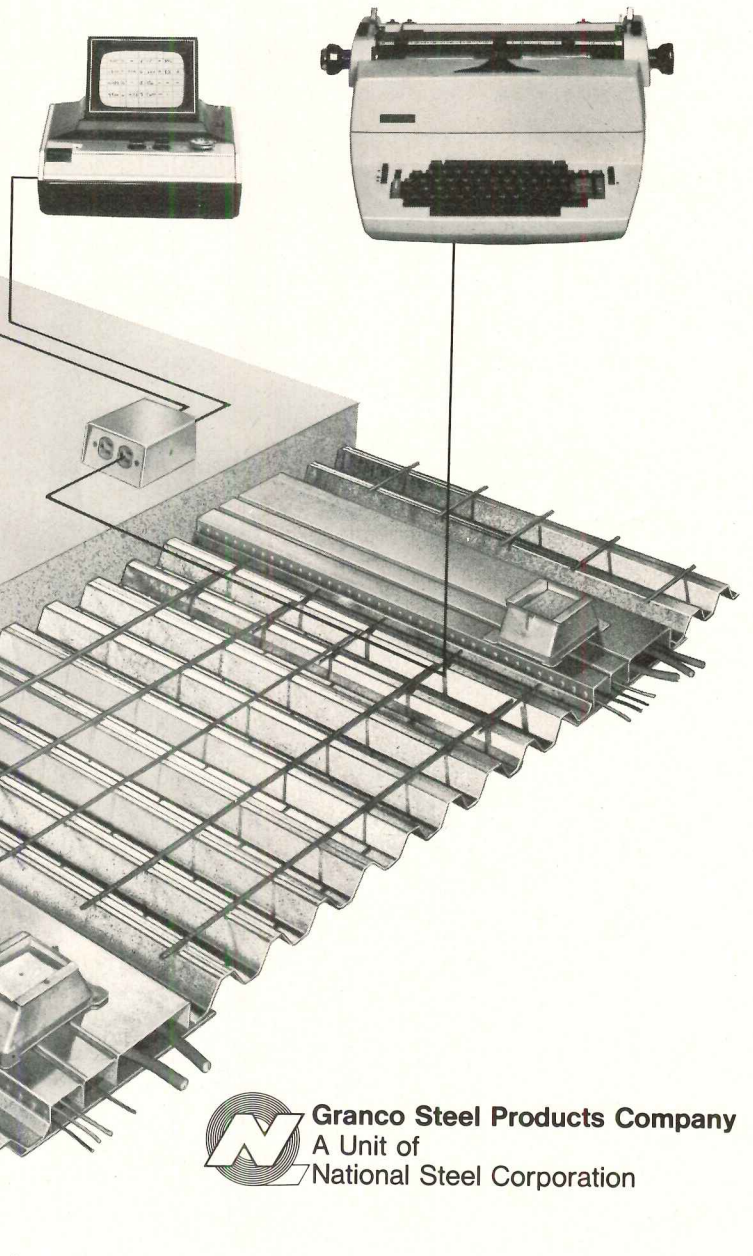



Only visible evidence of the system is the handsome floor fittings, each furnishing telephone, power and signal services wherever needed throughout the floor.

Concealed within the 5 1/4" floor slab is a network of electrical cells, factory-installed pre-set inserts and Granco's new Feed-Way high capacity header. Granco's Cofar floor deck (combined form and reinforcement) completes the system.

Pre-set inserts permit future installations of additional floor fittings without core drilling. Desks and partitions can be changed whenever desired.

Get the complete story on CEL-WAY/COFAR in-floor electrification. See Sweet's 5.5/Gr and 16.2/Gr, or write for new product design manuals. Granco Steel Products Company, 6506 N. Broadway, St. Louis, Mo. 63147.



 **Granco Steel Products Company**  
A Unit of  
National Steel Corporation

For more data, circle 98 on inquiry card



# AT ORONOQUE VILLAGE, 1200 FAMILIES ARE GOING TO LIVE UNDER THE SAME ROOF.

In Oronoque Village, a condominium community in Stratford, Connecticut that will stretch for over 300 acres, GAF Timberline® Asphalt Roof Shingles is the only roofing being used.

It's not hard to see why. Timberline combines the rugged good looks of wood shake shingles with the safety and maintenance-free convenience of modern asphalt shingles. That's a tall order for one roofing.

Moreover it won't rot, crack, warp or split. It's fire resistant. And it has a special self-sealing adhesive to keep it down in high winds.

Timberline's woodlike texture comes in 6 authentic shades. All with that rich, varied shadowing that

really makes a home appealing to a potential buyer.

There was one final reason why Timberline was chosen for Oronoque Village. GAF. The company that warrants this great roofing for 25 years against manufacturing defects.

GAF Timberline. The reliable roofing.

Oronoque Village wouldn't put 1200 families under it if it weren't. For further details, call your GAF Building Products distributor, or write:

GAF Corporation  
Building Products Division Dept. AR-112  
140 West 51 Street  
New York, New York 10020

For more data, circle 99 on inquiry card

**gaf**® **ROOFING**



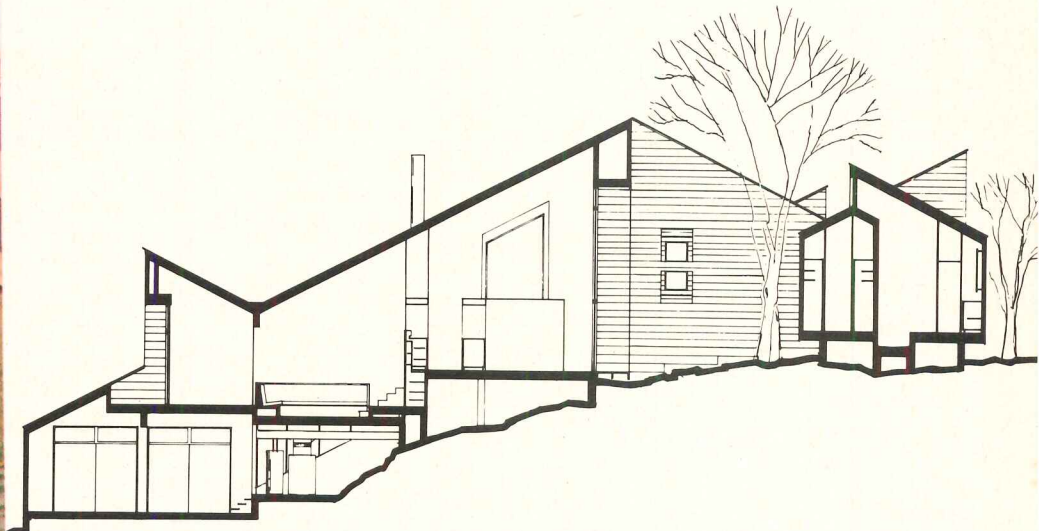
Top: Ocean House Apartments. Architects: Donald Sandy, Jr. and James A. Babcock. Photographer: Thomas A. Abels.

Above: House in Lincoln, Mass. Architects: Joseph Maybank and Arthur Cohen. Photographer: Nick Wheeler.

Left: Meadgate Condominiums. Architects: Allen Moore, Jr., John B. Rogers and James M. McConnell. Photographer: Carol Rankin.

Right: House in Huntington Bay, N.Y. Architect: Richard Henderson. Photographer: William Maris.





SECTION A-A

COMING IN MID-MAY...  
 ARCHITECTURAL RECORD'S IDEA  
 ANNUAL OF THE HOUSING FIELD

## RECORD HOUSES AND APARTMENTS OF 1973

According to F. W. Dodge, the years 1971-1975 will be housing's biggest five-year boom since the '50's. During that time more than 11 million housing units will be built.


In mid-May Architectural Record's *Record Houses and Apartments of 1973* offers a timely opportunity for manufacturers of quality building products to exert year-in and year-out influence on those architects and builders who are at the forefront of the continuing housing boom. It will reach all major groups of specifiers and buyers in this market:

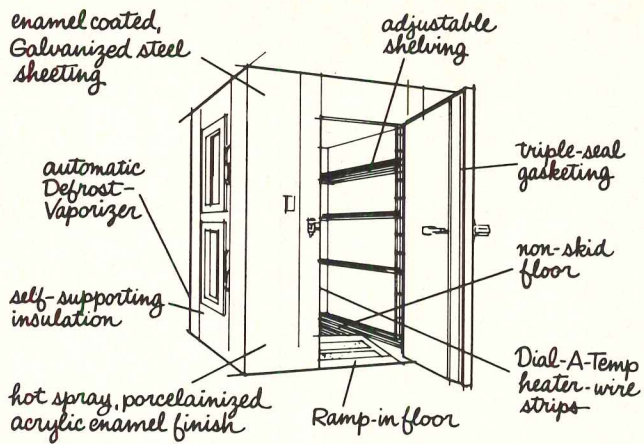
- over 42,000 architects and engineers who are verifiably responsible for 87 per cent of the dollar volume of all architect-planned residential building.
- 20,000 of the nation's foremost builders qualified by Sweet's on the basis of annual building activity to receive the Light Construction File.
- 4-5,000 leading interior design offices qualified by Sweet's to receive the Interior Design File.
- in addition, bonus bookstore distribution to an influential segment of the house building and buying public.

*Record Houses and Apartments* offers its advertisers a unique advantage:

**The issue has the longest working life of any issue of any architectural magazine! Architects refer to it five, ten, even fifteen years after publication.**

Don't miss it! Closing date: April 15.





You can practically write your own specifications when you specify a Nor-Lake walk-in. 1344 standard sizes to choose from. Custom sizes available upon request. Each with a long list of specially designed features and a delivery schedule that will fit your schedule. Specify Nor-Lake. The traditional name for quality in walk-in coolers.

Please send me more information about Nor-Lake walk-ins.

Name \_\_\_\_\_

Address \_\_\_\_\_

City \_\_\_\_\_ State \_\_\_\_\_ Zip \_\_\_\_\_

I need refrigeration equipment for \_\_\_\_\_

**NOR-LAKE INC.**  
 Second and Elm, Hudson, WI 54016  
 Phone: 715-386-2323 DEPT. 3172

**25 YEARS**

**UL** **NSF** **SP**

For more data, circle 100 on inquiry card

# Mobil Chemical

proudly announces the availability of

## MOBILFLUOR™

Fluoropolymer Enamels  
 the newest coatings based on



## KYNAR 500®

For complete information contact:  
**Industrial & Automotive Coatings Dept.**

901 N. Greenwood Ave.  
 Kankakee, Illinois 60901  
 (815) 933-5561

For more data, circle 101 on inquiry card

### Inlaid Rubber Entrance Mats



#### CUSTOM INLAYS—EMBLEMS OR LETTERS IN SAFETY DESIGNED RUBBER MATS

Musson top quality rubber mats are inlaid with symbols, letters, trade marks or other designs by skilled artists. Inlay service is prompt. Mats are perforated or plain, with pyramid top and pebble base. Choice of eleven colors.

Write For Catalog, Prices, Samples

**THE R. C. MUSSON RUBBER CO.**  
 1320 Archwood Ave. Akron, Ohio 44306

For more data, circle 102 on inquiry card

Frankly —  
don't you think your audience  
deserves the comfort and beauty that  
only the Castelli 106 can offer?

The No. 106 by Giancarlo Piretti.  
Produced by Anonima Castelli of Italy.  
Write for color brochure,  
on your letterhead, please!

Assembled and solely distributed by

**krueger**  
GREEN BAY, WISCONSIN 54306



Showrooms: NEW YORK: 20 E. 46th Street • CHICAGO: 1184 Merchandise Mart • LOS ANGELES: 8899 Beverly Blvd. • Boston • Indianapolis • Dallas • Houston • Denver

## FORMING ARCHITECTURAL CONCRETE

Standard/Custombuilt Form Liners



11 STANDARD CORRUGATIONS

### TEXTURED SURFACES



### 28 RUSTICATIONS



WRITE FOR BROCHURE: FORMLINING SYSTEMS-IFC 102


## TOTAL SYSTEMS CONCEPT FOR CONCRETE FORMING

Standard and Special Domes Joist Pans/Beam Forms/Flying Slab Forms and Shoring Systems Long Forms/Column Forms Architectural Formwork/Special Form Hardware

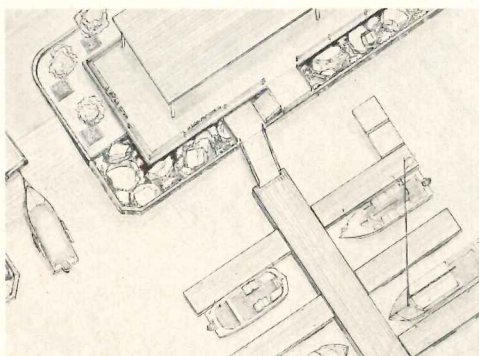
# INTERFORM

Regional Offices: LOS ANGELES, CALIF  
NEW YORK, N.Y. CINCINNATI, OHIO


Main Office: 18744 South Reyes Compton, Calif. 90221 Dept. CC9 Tel: (213) 537-4063  
1972




**STAINLESS GROUNDING ROD** / The *Permaground* line now includes a  $\frac{3}{4}$  in.-diameter rod made of carbon steel sheathed in corrosion-resistant stainless steel. Solid stainless steel rods are also available, with sufficient mechanical strength to withstand driving in any ground. ■ Teledyne Metal Forming, Elkhart, Ind. *Circle 319 on inquiry card*



**PRE-FABRICATED MARINA** / Included in these pressure-treated wood units are floating and stationary walkways, pedestrian ramps, launching ramps, swimming and diving floats, bulkheads and retaining walls. *Permarina* units are pre-cut and packaged for knock-down delivery. ■ Permapost Products Co., Hillsboro, Ore. *Circle 320 on inquiry card*




**SURFACE BONDING CEMENT** / Eliminating the need for mortar, *Surewall* is based on the principle of embedding glass fiber strands in a white cement matrix. When troweled to the exposed surface of stacked blocks to a thickness of  $\frac{1}{8}$  in., the product has a stronger holding power than regular mortar, according to the maker. The resulting textured surface required no further coating or painting. ■ Bonsal Co., Lilesville, N.C. *Circle 321 on inquiry card*



**SELF-CONTAINED AIR PURIFIERS** / This line contains blowers for recirculation or forced through-put and adapts to use in a variety of purification packages. Sizes range from 300 to 30,000 CFM and units are equipped for full face openings or duct connections. Suggested uses include odor control, pollution control, and all types of service requiring clean atmospheres. ■ Barnebey-Cheney, Columbus, O. *Circle 322 on inquiry card*

# Look for our book...



...in your books.

Our book is called *Carpet Facts About HERCULON®*. A colorful, 24-page booklet detailing the performance, construction, installation, maintenance and specifications of carpets made with pile of HERCULON\* olefin fiber. You'll find it in four volumes of the 1972 Sweet's Catalog . . . Architectural, Interior Design, Light Construction and Canadian files.

A special swatched binder in Sweet's Interior Design file features a cross section of carpet constructions in HERCULON. It's a first for Sweet's . . . the first full volume of carpet samples ever assembled by a fiber producer.

We are doing all this for one very simple reason. The more you know about carpets of HERCULON, the more likely you are to specify them.



\*Hercules registered tm—Hercules Incorporated

For more data, circle 104 on inquiry card

# NuTone builds SecuriCom™ Because you're building townhouses.

The Townhouse. The distinctive difference between an apartment and a home. The hybrid. The best blend of two worlds. The third alternative that has expanded the housing market.

And you're in the middle of it!

An exciting, challenging—and highly competitive business. Building for people from two different worlds. Building for those who want—and need—the best of both! In a price range they can afford.

That's why NuTone developed SecuriCom™. Apartment convenience and security... with the privacy and comfort of home.

SecuriCom™. The 4-in-1 Security System that offers: Intruder Alarm... Door Signaling and Answering Device... Room-to-Room Intercom and... Solid State Whole House FM/AM Radio—in a single package! At a single unit price!

SecuriCom™. For people who want the best of both worlds. And for builders who want to bring it to them.



# New, SecuriCom™ by NuTone. Because the door signal just isn't enough.

... for Mobile Homes. High Rise. Townhouses. Garden Apartments. And Private Homes. Places where the stranger on the street corner may be the next door neighbor. But then again . . .

SecuriCom™. The 4-in-1 Security System that builds

peace-of-mind into any living unit! Brings that "feel-at-home" feeling of privacy and security to every housing unit you build. That sense of home for them that spells higher sales and bigger profits for you.

SecuriCom™. The perfect way to 'close' every kind of home!



**SecuriCom™.** With these most wanted features:

- 1/ Built-in FM/AM Radio—Solid State
- 2/ Room-to-room Intercom
- 3/ Built-in Intruder Alarm
- 4/ Electronic Door Signal


**Master Station.** All four built-in conveniences in one Master Station. The pleasure of built-in music, step-saving intercom, early warning against intruders, and a door signal you can answer from each of as many as 3 inside speakers. In a richly classic, low-profile design that gives the "look of belonging" to any type of dwelling.



**Pushbutton Door Speaker.** Sounds a distinctive signal within Master Station or Remote Speakers. Callers talk from the outside entrance without using any controls. Security and privacy for residents. The courtesy of voice communication without the carelessly opened door.



**Inside Remote Speaker.** Choose from surface-mounted or built-in models. Convenient switches. Voice register amazingly clear and sensitive. Answer the door from any place in the home. Monitor nursery and sick room. Or turn any room into a little concert hall.



**Magnetic Entry-Detector Switch.** Sentries for every door and window. Activates penetrating alarm in Master Station or Remote Speakers upon forced entry, whether resident is at home or away. A special time/delay feature permits residents to leave and enter without sounding alarm.

Let your NuTone representative go over your plans and suggest the system that will best meet your needs, at the price you want to pay.

For the name of your nearest NuTone distributor:

**DIAL FREE: 800-543-8687**  
(In Ohio, call 800-582-2030)

**NuTone** Housing Products

**Scovill**


Madison and Red Bank Roads,  
Cincinnati, Ohio 45227.

Dept. AR-11, Form 1076, Printed in U.S.A.

# ABITARE

*international monthly*

*means: a new look  
for the house  
a new outlook on life*




*hello there!  
why not  
subscribe?*

BUSINESS REPLY MAIL  
First Class Permit No. 9994 Flushing, N Y

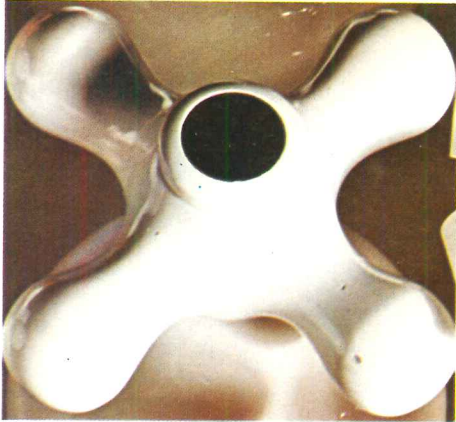
**ABITARE** New York  
75-05 113th Street  
Forest Hills N.Y. 11375

no  
postage stamp  
necessary  
if mailed in the  
United States



# ABITARE

is not just the best magazine on the home. It tells you all the latest news on ideas, development in design and all the other exciting goings-on in the world of the "new domestic landscape".



ABITARE 20145 Milano (Italy) via F. D. Guerrazzi 1

Yearly subscription rate for the English edition:  
lire 15.000 - £ 10 - \$ 25.

**INTRODUCTORY OFFER  
10% DISCOUNT**  
for new subscribers only  
(valid until January 31, 1973)

ABITARE publishes ten issues per year, in Italian for the local distribution, and in English for the international edition. The English edition contains a supplement giving the texts in French, German and Spanish.

name \_\_\_\_\_

profession \_\_\_\_\_

address \_\_\_\_\_

State \_\_\_\_\_

postal code \_\_\_\_\_

Please enter a new subscription

Please renew my current subscription

starting from \_\_\_\_\_


Signature \_\_\_\_\_



# Spaulding's Creative Designer Group


An imaginative ensemble of light  
that distinctively combines function and form.  
Created to complement and enhance  
the spirit of your design. ■ Choose  
from Group Sculptura — changing dimensions;  
from Group Contempra — tomorrow's past;  
from Group Moderna — the present look of the future;  
from Group Lanterna — ageless shapes;  
from Group Miniatura — new dimensions and  
from Avenue Decor — the environmental era. ■  
Designer Group . . . exclusively Spaulding.

*Spaulding*  
Division of LCA Corporation  
3731 Dirr St., Cincinnati, Ohio 45223



For more data, circle 106 on inquiry card

# FACELIFT



If you have—or are considering—a remodeling commission, we suggest you look into the use of metal lath systems. For a number of very good reasons.

**First**, they will save you money. Based on actual contractor experience, installed costs for metal lath and plaster exterior wall systems are approximately 50 percent less than comparable masonry or concrete installations.

**These walls** are easy to estimate . . . Go up fast . . . Are exceptionally durable . . . And weigh only about 20 pounds per square foot.

**By utilizing** conventional materials, methods and equipment metal lath systems reduce the number of trades on a job, thus simplifying job coordination. And new lathing techniques—including partial prefabrication—have made installation simpler and more economical than ever. Glass or metal panel inserts are readily accommodated, and building irregularities masked.

**The unique flexibility** of metal lath and plaster systems eliminates many of the design constraints typically associated with remodeling work. Complex curves, angles, projections—whatever the design calls for can be easily rendered. In a variety of finishes that runs the gamut from warm and textured to sleek, natural or colored.

**For exterior** or interior applications, in the development of overall forms or in variety of intricate detailing, metal lath assemblies can be formed to suit your design—rather than the other way around.

**Write us** for more information on creative economics with metal lath. We'll be pleased to supply detailed information on material selection and installation of assemblies for both exterior and interior uses.



**Metal Lath Association**

221 North LaSalle Street  
Chicago, Illinois 60601

For more data, circle 107 on inquiry card

## OFFICE LITERATURE

For more information circle selected item numbers on Reader Service card, pages 220-221.

**FOOD SERVICE PLUMBING** / A complete selection of plumbing and hardware specialties for the food service industry is presented in a 44-page brochure, fully illustrated. Products include faucets and spouts, glass, pot and pitcher fillers, water stations, pre-rinse units, etc. ■ Fisher Mfg. Co., Los Angeles.  
Circle 400 on inquiry card

**MASTER ANTENNA FOR TV** / This full-color brochure is provided to architects and engineers needing an antenna system for multi-unit reception on a custom-engineered basis. A full line of electronic entertainment and communications systems is also discussed in other literature from this manufacturer. ■ RCA Service Co., Camden, N.J.  
Circle 401 on inquiry card

**DEEP-COLORED LATEX PAINT** / A new color chart is available on 48 deep bright latex colors in paints that meet standards of present ecological regulations in the country. ■ O'Brien Corp., South Bend, Ind.  
Circle 402 on inquiry card

**CONTRACT FURNITURE CATALOG** / A 186-page portfolio features in color many designs in chairs and tables for prestige offices and the luxury dining market. Also covered is a wide selection of restaurant, dormitory and health care furniture. ■ Thonet Industries, Inc., New York City.  
Circle 403 on inquiry card

**CONCRETE DESIGN HANDBOOK** / A design handbook based on the 1971 ACI Code is being offered at a cost of \$15 per copy and can be ordered direct from the Concrete Reinforcing Steel Institute, 228 N. LaSalle St., Chicago, Ill. 60601. The 750-page book contains easy-to-read tables covering design problems involving 60,000 psi rebars.

**SEAMLESS FLOOR SURFACING** / A 6-page brochure on the use of *Stonclad* floor surfacer is available. The product is a high-performance polymer resin blend that hardens quickly to form a seamless floor. The emphasis is on food processing room applications since the product resists acids and meets the sanitary and safety requirements of Federal and state standards. ■ Stonhard Co., Maple Shade, N.J.  
Circle 404 on inquiry card

**WASHROOM EQUIPMENT** / The company has released a 48-page catalog completely illustrating the full line of washroom equipment, soap dispensers, grab bars, bathroom accessories, shelves, mirrors and cabinets. ■ Charles Parker Co., Meriden, Conn.  
Circle 405 on inquiry card

**INDUSTRIALIZED HOUSING STEELS** / Seven different kinds of steels for housing components, such as floor and ceiling joists and studs, are described in this brochure, featuring a wide range of specialty steel for economical construction. ■ Armco Steel Corp., Middletown, O.  
Circle 406 on inquiry card

**CONCRETE WATERPROOFING** / Structural concrete can be permanently waterproofed and protected against many kinds of moisture by *Vandex*, described in the company's latest literature. The product is an economical surface-applied compound made by a British manufacturer and now available nationally in the United States. For interior and exterior use. ■ Vandex, Inc., Stamford, Conn.  
Circle 407 on inquiry card

## RECORD IMPRESSIONS

A special service offering reprints, reports and back issues.

## AIR CONDITIONING

A NEW INTERPRETATION

Updated Special Reports from 1967, 1969 and 1970 by

editor Robert E. Fischer and consultant F. J. Walsh with six new pages of cross referencing and guides to uses of materials

## COMMENTS AND REACTIONS

" . . . an article that everyone in the industry—architects, engineers, contractors, manufacturers and even construction consultants should read to better understand the problems each of us faces."

" . . . an excellent treatment of a very difficult subject, and, to be honest, one that I thought would be virtually impossible to cover."

" . . . clearly written . . . technically correct . . . the illustrations are excellent . . ."

64 pages, 2-color, softbound  
\$4.95 per copy  
bulk prices on request

Record Impressions  
ARCHITECTURAL RECORD  
1221 Avenue of the Americas  
New York, New York 10020  
Att: Joseph R. Wunk

No. of copies \_\_\_\_\_

Please send me: \_\_\_\_\_

AIR CONDITIONING—  
@ \$4.95 per copy

Enclosed is my check

Money order

for \$ \_\_\_\_\_

NAME \_\_\_\_\_

FIRM \_\_\_\_\_

ADDRESS \_\_\_\_\_

CITY/STATE \_\_\_\_\_

ZIP \_\_\_\_\_

# PLEXIGLAS<sup>®</sup> TOUGH, GRACEFUL GLAZING



Domed galleria glazing Worcester Center, Worcester, Mass.  
Architects: Welton Becket and Associates

Breakage-resistant, thermoformable, solar-controlling Plexiglas acrylic sheet will blend gracefully with your most demanding designs. Available in a broad selection of sizes and thicknesses, Plexiglas is light in weight and installs with a minimum of supporting members. The Solar Control Series of Plexiglas sheet gives you a choice of six bronze and six grey transparent tints permitting aesthetic flexibility with a range of light and solar heat control. Write for our latest brochure.



Where building codes limit areas of plastic glazing, approvals of large area Plexiglas enclosures must be applied for on a special permit basis. Rohm and Haas Company can supply engineering and building code information on specific request.

Corrugated solar control glazing Southwestern Indian Polytechnic Institute, Albuquerque, N.M.  
Architects: W. F. Krueger and Associates

**ANSI—Z97  
APPROVED**

Plexiglas acrylic sheet meets the requirements for a safety glazing material as defined by the American National Standards Institute.

For more data, circle 108 on inquiry card

# Bright idea



**Beautiful Washfountains that hold up beautifully.** Bradglas® Washfountains . . . colorful like nature. Brick red. Desert yellow. Surf green. White marble. Driftwood beige. With clean, contemporary lines to fit today's commercial, industrial and school buildings. Durable like steel. Smooth, non-porous. Resistant to abrasion, acid and corrosion. Won't swell, shrink or warp. Won't chip, peel or flake. Vandal-proof and fire-safe, too. Reinforced polyester is tough . . . yet light for easy installation . . . 80% lighter than precast

stone. Bradglas Washfountains cut installation costs because they serve up to 8 people with one set of connections. Save on wall and floor space. Can be installed anywhere . . . washrooms, halls, alcoves. More sanitary than lavatories because they're foot-operated. In 54" and 36" circular and semi-circular models. See your Bradley washroom systems specialist. And write for latest literature. Or call (414) 251-6000. Telex 2-6751. Bradley Corporation, 9107 Fountain Boulevard, Menomonee Falls, Wis. 53051.

# from Bradley!

Leader in Washroom Fixtures and Accessories

For more data, circle 109 on inquiry card



# The American forest still belongs to the American people.

33% public and private forestland not suitable for commercial trees, or set aside for parks and wilderness areas.

19% state and federal forestland.



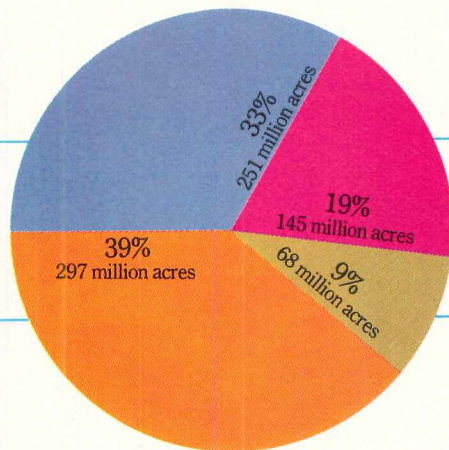
And to a *lot* of people. To begin with, four million individual Americans own 39% of the entire forest—a forest that's still three-fourths as large as it was when Columbus landed.

Then, too, *everybody* shares ownership in that 19% of the forest owned by federal and state governments which supplies so much of the raw material for building our houses and cities and making our paper products.

And when you add the 16 million acres of forestland that's been set aside for parks and wilderness areas, and the land not suitable for growing commercial trees, the American people—individually or collectively—own 91% of America's 761 million acres of forest.

So if the forest industries seem

39% individually-owned forestland.



to own more than their 9%, it's probably because with responsible, scientific management they've been able to make this 9% produce *one-third* of all the raw material we need for today's wood and paper products, and still keep America green—and growing.


For the whole story on America's forest today, get "Forests USA!" For your copy of this full-color, 16-page booklet, send 25¢ to AFI, 1619 Massachusetts Avenue, N.W., Washington, D.C. 20036.

Name \_\_\_\_\_

Address \_\_\_\_\_

City \_\_\_\_\_

State \_\_\_\_\_ Zip \_\_\_\_\_



**American Forest Institute** 29

9% forest products industry forestland.



# Holds the temperature steady.

RADA'S THERMOSTATIC HOT AND COLD WATER MIXERS.



Neither pressure drop nor temperature rise can upset the steadiness of Rada control. That's the kind of double-pronged safety you can count on with our thermostatic mixing valves.

Rada has a bimetallic brain which automatically adjusts for both temperature and pressure fluctuations in the hot and cold water lines. Scalding or freezing bursts are things of the past and Rada-safety becomes a built-in fact.

Specify Rada for your next job. It's the doubly safe mixing valve for showers in schools, hospitals, nursing homes, hotels and recreational shower rooms as well as industrial plants.

You'll find Rada valves are available in a variety of sizes, and flow rates. With connections sized from 1/2" to 2", they are designed to meet all specific requirements for shower, tub/shower, or gang-shower installations.

The Rada Thermostatic Hot and Cold Water Mixers. Ask for them and make safety part of the specifications.

## Richard Fife Inc.

1140 Broadway, New York, N.Y. 10001  
Phone: (212) 683-0745

For more data, circle 111 on inquiry card

# KINNEAR METAL ROLLING GRILLE



The Recognized Standard the World Over for Shopping Malls

write today for catalog

**KINNEAR CORPORATION**  
and Subsidiaries


1860 FIELDS AVENUE, COLUMBUS, OHIO 43216  
OFFICES & REPRESENTATIVES IN ALL PRINCIPAL CITIES  
LISTED IN YELLOW PAGES UNDER "DOORS." ALSO SEE SWEET'S!



Saving Ways in Doorways Since 1895

For more data, circle 112 on inquiry card

## Autographed Copies



Now Available

Alan Dunn's  
**ARCHITECTURE  
OBSERVED**

Earlier this year, Architectural Record published—in hardcover book form—a collection of 139 of Alan Dunn's best cartoons which appeared in the RECORD over the years. The warm reception of this book by architects and others has prompted us to plan a second printing.

In the meantime, Alan Dunn has graciously consented to autograph a limited number of available copies which are being offered at this time on a first-come, first-served basis. The price of these personally autographed copies is \$10 each.

In addition to the autographed copies, unsigned copies are also available at \$6.95 each. These also make excellent gifts for your business associates and friends—particularly as Christmas gifts. **To order your copies, use the coupon below.**

Architectural Record Books, 1221 Avenue of the Americas, New York, New York 10020

Please send:

- autographed copies of Architecture Observed @ \$10.00 each \$ \_\_\_\_\_
  - unsigned copies of Architecture Observed @ \$6.95 each \$ \_\_\_\_\_
- Total \$ \_\_\_\_\_

Name \_\_\_\_\_

Address \_\_\_\_\_

Zip \_\_\_\_\_

Please enclose payment or your purchase order.

CONTROLLING  
SOUND  
BEAUTIFULLY



## The expansive, expensive look.

**Large Module ACOUSTONE\* Ceiling Panels** look expensive, and are! Look expensive, but aren't! Fit in beautifully to the trend toward larger-size acoustical ceiling panel and tile . . . sizes 2 x 2, 2 x 3, 2 x 4 . . . in a creative range of colors and patterns.

But ACOUSTONE is more than just another good-looking ceiling. Its mineral-wool fibers soak up noise like blotters . . . resist fire . . . and have high *light reflectance*.

Wrap your rooms in the big but quiet beauty of Large Module ACOUSTONE. In the Glacier pattern illustrated here, or in Fissured or Finesse. See your USG man or write to us for more information about ACOUSTONE, just one of a complete line of USG ceilings that control sound beautifully.

**UNITED STATES GYPSUM**  
Dept. AR-112  
101 S. Wacker Drive, Chicago, Ill. 60606

Please send ACOUSTONE literature to:

NAME

ADDRESS

CITY

STATE


ZIP

\* REG. U. S. PAT. OFF.

**UNITED STATES GYPSUM** //  
BUILDING AMERICA

For more data, circle 113 on inquiry card

ARCHITECTURAL RECORD November 1972 211



## Ask Plant Superintendent Dale Whitcomb Our Pitt-Glaze® Coating System Gives The Most Maintenance Efficiency With The Least Repainting



When MTS Systems Corporation Plant Superintendent Dale Whitcomb set the interior paint specs for the company's new plant five years ago, his goal was "the ultimate in efficiency." He chose the *Pitt-Glaze* Polyester-epoxy Coating System for offices and manufacturing areas in the Minneapolis facility because he knew the tile-like *Pitt-Glaze* finish would clean up fast, maintain its good looks, and keep repainting at a minimum.

MTS is a high-technology manufacturer of dynamic test equipment. Oil and grease are the maintenance culprits in work areas, and 300 employees leave their mark on

washroom and cafeteria walls daily. The smooth, monolithic *Pitt-Glaze* Polyester-epoxy surfaces have been so successful in cutting maintenance that Dale Whitcomb again specified (higher-solids) *Pitt-Glaze* in 1969 for a 40,000 sq. ft. expansion.

"I wanted total efficiency," he says. "This means minimum repainting even in hard-use areas, and easy cleaning. I got what I was after with *Pitt-Glaze*. I'll specify it for our next expansion, too."

A *Pitt-Glaze* Coating gives any interior surface a durable, handsome finish that stands up under the toughest treatment and cleans up in a breeze with anything

from a damp rag to a mild solvent. Get the facts on *Pitt-Glaze* Coating Systems now! PPG Industries, One Gateway Center, 3W, Pittsburgh, Penna. 15222.

**PPG: a Concern for the Future**

## PITTSBURGH® PAINTS

For more data, circle 114 on inquiry card



# Concrete for people.



Concrete can be more than simply a structural material.  
Especially when you want to create an  
attractive environment for people.

To help you meet this objective, Trinity has assembled  
an experienced team of architectural concrete professionals.  
We are available to help you plan and to help your contractor execute.

*Trinity White*  
Creativity in Concrete

  
General Portland Inc.

*trinity  
warmtone*<sup>®</sup>  
The New Tan Cement

P. O. Box 324, Dallas, Texas 75221.

OFFICES: Dallas • Houston • Tampa • Miami • Chattanooga • Fort Wayne • Kansas City, Kan. • Los Angeles

For more data, circle 115 on inquiry card



## Don't turn the truck—turn the floor

How do you solve the problem of truck traffic in confined urban sites? In more and more buildings throughout the country, architects do it with Macton vehicle turntables. With a Macton turntable, you don't turn the truck, you turn the floor. Vehicles move straight in, straight out. Loading and unloading are faster and more efficient. Traffic snarls just don't happen. And the increase in usable space is dramatic.

That's why smooth, reliable Macton turntables were chosen for such recent projects as the Christian Science building in Boston, U. S. Steel's Pittsburgh headquarters building (shown above), and the Celanese and McGraw-Hill buildings in New York City.

Our new brochure describes how Macton turntables increase truck-handling efficiency in buildings of all types. Write to: The Macton Corporation, On-the-airport, Danbury, Conn. 06810. Tel: (203) 744-6070.

# MACTON TURNTABLES

For more data, circle 116 on inquiry card

Our new, 32-page **SPRINKLER SYSTEM GUIDE** lays it all out. Building codes . . . insurance considerations . . . fire protection costs . . . and much more we can't tell here. Dozens of explicit illustrations. It's free. Send for it . . . before you get burned!

I've got to have your new Sprinkler System Guide. Send it quick!

Name \_\_\_\_\_

Company \_\_\_\_\_

Address \_\_\_\_\_

City \_\_\_\_\_

State \_\_\_\_\_ Zip \_\_\_\_\_

For more data, circle 117 on inquiry card

### U.S. POSTAL SERVICE STATEMENT OF OWNERSHIP, MANAGEMENT AND CIRCULATION (ACT OF AUGUST 12, 1970; SECTION 3685, TITLE 39, UNITED STATES CODE)

1. Title of publication.—ARCHITECTURAL RECORD (combined with American Architect, Architecture and Western Architect and Engineer).

2. Date of filing—Oct. 1, 1972.

3. Frequency of Issue.—Monthly, except May and October, when semi-monthly.

4. Location of Known Office of Publication.—1500 Eckington Place, N.E. Washington, D.C. 20002.

5. Location of Headquarters or General Business Offices of the Publishers. 1221 Avenue of the Americas, City, County and State of New York 10020.

6. Names and Addresses of Publisher, Editor and Managing Editor.—Publisher: Blake Hughes, 1221 Avenue of the Americas, New York, N.Y. 10020; Editor: Walter F. Wagner, Jr., 1221 Avenue of the Americas, New York, N.Y. 10020; Managing Editor: Herbert L. Smith, Jr., 1221 Avenue of the Americas, New York, N.Y. 10020.

7. The owner is McGraw-Hill, Inc., 1221 Avenue of the Americas, New York, New York 10020; Stockholders holding 1% or more of stock are: Donald C. McGraw, Elizabeth McGraw Webster, Donald C. McGraw, Jr. & Harold W. McGraw, Jr., Trustees under Indenture of Trust m/b James H. McGraw, dated 1/14/21 as modified; Donald C. McGraw, Trustee under an Indenture of Trust m/b James H. McGraw, dated 7/1/37 as amended; Donald C. McGraw, individually; Donald C. McGraw & Catharine McGraw Rock, as Trustees of the Estate of Mildred W. McGraw, all of 1221 Avenue of the Americas, New York, New York 10020; FirJer & Co. c/o First National Bank of Jersey City, 1 Exchange Place, Jersey City, New Jersey 07302; Harwood & Co. c/o State Street Bank and Trust Company, P.O. Box 5006, Boston, Mass. 02101; Perc & Company c/o Northwestern National Bank of Minneapolis, Minneapolis, Minnesota 55480; Pratt & Co. c/o Boston Safe Deposit and Trust Company, 1 Boston Place, Boston, Mass. 02106; Way & Co. c/o The Bank of New York, 110 Washington Street, New York, New York.

8. Known bondholders, mortgagees, and other security holders owning or holding 1 per cent or more of total amount of bonds, mortgages or other securities.—None.

9. Permission requested.

10. Not applicable.

11. Extent and nature of circulation:

A. Total number copies printed—average number copies each issue during preceding 12 months, 64,389; actual number of copies of single issue published nearest to filing date, 60,969.

B. Paid circulation—1. Sales through dealers and carriers, street vendors and counter sales—average number of copies of single issue published nearest to filing date—none. 2. Mail subscriptions—average number copies each issue during preceding 12 months, 56,457; actual number of copies of single issue published nearest to filing date, 55,950.

C. Total paid circulation—average number copies each issue during preceding 12 months, 56,457; actual number of copies of single issue published nearest to filing date, 55,950.

D. Free distribution by mail, carrier or other means—average number copies each issue during preceding 12 months, 4,280; actual number of copies of single issue published nearest to filing date, 3,939.

E. Total distribution—average number copies each issue during preceding 12 months, 60,737; actual number of copies of single issue published nearest to filing date, 59,889.

F. Office use, left-over, unaccounted, spoiled after printing—average number copies each issue during preceding 12 months, 3,652; actual number of copies of single issue published nearest to filing date, 1,080.

G. Total—average number of copies each issue during preceding 12 months, 64,389; actual number of copies of single issue published nearest to filing date, 60,969.

I certify that the statements made by me above are correct and complete.


McGRAW-HILL, INC.

By John J. Cooke,


Senior Vice President and Secretary

"Designer Series" sliding doors by Clark

# A beautiful new way to help control interior environments




Hospitals-Labs



Pharmaceuticals

Computer Rooms  
Clean Rooms



Control temperature, humidity and dust in computer rooms. Create a clean room environment for research labs or pharmaceutical plants. Minimize spread of airborne bacteria between hospital areas.

Clark's new **Designer Series** automatic sliding doors do all this and more... in an array of colors and textures to complement any decor.

The neoprene wedge-tight perimeter seal and fast open/close speed (3' per second) prevent the transfer of humidity, temperature and dust. Tough Plexiglas windows in **Designer Series** doors combine high visibility with superior security against intrusion.

Select from 117 tough GE Textolite skins - 51 solid colors, 20 wood grains, 46 patterns and textures. Choose from a wide variety of window shapes and sizes.

For your copy of our free new **Designer Series** brochure, write or phone today.

Doorway specialists since 1878.

**CLARK**  
**DOOR**

69 Myrtle Street, Dept. N-05  
Cranford, New Jersey 07016

For more data, circle 118 on inquiry card

# Do you own a

**I**f you do, you are fortunate.

If you do not, you are unfortunate. Because whether you own one or not, you are most assuredly helping to pay for one.

Somebody has to. A featherbed is an unnecessary job that pays somebody for doing nothing. And for every somebody who is paid for *not* working, there has to be a somebody who *does* work, to foot the bill.

There are all kinds of featherbeds in this rich and benignly negligent country.

The most visible, and the most publicized, carry a union label. They are the result of quite open and perfectly legal agreements to pay some specially favored people for doing nothing—or as next-to-nothing as human ingenuity can devise.

But there are others. Some of the plushiest of all featherbeds are to be found, cleverly camouflaged, in executive suites. Some of the snuggest are built into the very structure of federal, state and local bureaucracies. Some of the coziest are discreetly tucked away in the private recesses of the various professional establishments. And some of the most sumptuous are those precious family heirlooms that are generously handed down from generation to generation.

No one knows how many featherbeds there are in the U.S. No one knows how much the total bill for featherbedding actually comes to. But there are some things we do know, and others we can surmise.

In the construction industry, for example, we know that featherbedding is open, unabashed and rampant. According to a survey by *Engineering News-Record*, anywhere from 15% to 40% of the construction payroll dollar goes to pay for work not done. For time wasted in adherence to restrictive work rules, or for time spent in meaningless, un-

productive activities.

The cost of this sanctioned, legalized waste in the construction industry is an estimated \$16-billion a year. Which is \$16-billion added, unnecessarily, to the cost of everything built in this country—homes, apartments, stores, factories, roads, highways, bridges, schools, churches and hospitals.

**E**xecutive and white-collar featherbedding is less visible and hopefully, less prevalent. But it is painfully apparent that, judging by the results, somebody, somewhere, has too often been paid too much for doing too little. At a cost reckoned in inefficient and ailing companies, lagging and troubled industries, and spectacular failures and bankruptcies.

With regard to the ancient and apparently ordained institution of bureaucratic featherbedding, we know that the combined federal, state and local government payroll has increased 88% in the last ten years, to a total of \$110-billion. Today there are more government employees (14.4-million of them), making more money (average salaries up 64%). But if there has been a corresponding increase in bureaucratic efficiency, or the quality of government services, it has escaped the attention of most taxpayers.

Featherbedding in the professions is, in the nature of things, a moot question. Mere laymen can only guess at what goes on behind the impenetrable screen of fraternal solidarity and lofty mystique. But even mere laymen, when they pay their bills, are painfully aware that, of all the costs of living in a fantastically expensive world, the cost of professional services has increased the most, with the most devastating impact.

Finally, we know that the American economy as a whole has become markedly less productive, at a cost in terms of lost output of about \$60-billion in the last two years. Part of the decline in productivity, and part of the

# featherbed?

\$60-billion loss, surely must be charged against the featherbed account.

Any attempt to define the nature and suggest the extent of featherbedding in our society runs the risk of misinterpretation. In spite of the very obvious fact that the overwhelming majority of union members, of business men and white-collar workers, of government employees, and of doctors, lawyers, engineers and educators, belong to and make up the working majority.

Any attempt to quantify the total cost of featherbedding in the U.S. runs an even greater risk. It is almost certain to be wrong.

But at whatever risk, it must be said. The real extent of featherbedding, and the real cost, can be summed up in two words—too much!

Because featherbedding, whatever else it is, is clearly waste. Deliberate, purposeless, wanton waste of time, money, energy, effort, talent and spirit.

And no economic system, whatever its strengths and capacities, can tolerate endless and unlimited waste. At some point, the system becomes not just markedly less productive, but fatally less productive. Costs mount, prices and taxes rise—and keep on rising, ever faster, until the system breaks down.

**T**he American economic system is not at, or near, the breakdown point. But it is at the point where most of us are finding that, in every area of our lives, we are paying progressively more and more for less and less.

Part of what we are paying is the cost of deliberate, needless waste, with its cancerous effect on productivity. So that the real problem with featherbedding becomes clear.

The problem is not that some people, by

hook or by crook, are getting something for nothing. It is that a lot of people—most Americans—are increasingly getting nothing for something.

The problem is not that featherbedding is a cynical con game, played by a favored few at the expense of the tolerant and permissive many. The problem is that it is a *losing* game, played or permitted at the common and disastrous expense of us all.

So that the question for the working majority is not, how much featherbedding will we accept? But, quite simply, how much featherbedding can we *afford*?

And the issue for the working majority—and for featherbedders and would-be featherbedders as well—is, even more plainly and directly, how much farther can we go with a losing game?

The answer in both cases is clear and compelling.

No more! And no farther!


---

*We at McGraw-Hill believe in the interdependence of American society. We believe that, particularly among the major groups—business, professions, labor and government—there is too little recognition of our mutual dependence, and of our respective contributions. And we believe that it is the responsibility of the media to improve this recognition.*

*This is the fifth of a series of editorial messages on a variety of significant subjects that we hope will contribute to a broader understanding.*

*Permission is freely granted to individuals and organizations to reprint or republish these messages.*

*John R. Emery*  
John R. Emery, President  
McGraw-Hill Publications Co.



# ADVERTISING INDEX

Pre-filed catalogs of the manufacturers listed below are available in the 1972 Sweet's Catalog File as follows.

- A Architectural File (green)
- I Industrial Construction File (blue)
- L Light Construction File (yellow)
- D Interior Design File (black)

## A

- Abitare .....203-204
- Aerofin Corp. .... 82
- A-I Alliance Wall Corporation .....153
- All-Steel Equipment Inc. ....78-79
- A-I-D Aluminum Co. of America ..... 163
- American Florists Marketing Council ..... 188
- American Forest Institute ..... 209
- A-L Andersen Corp. ....60-61
- Architectural Record .....180-181
- A-I-L-D Armstrong Cork Co. ....2nd Cover-I
- AVM Corporation Jamestown Products Division ..... 170

## B

- A Ball Corp. .... 90
- A Bally Case & Cooler, Inc. .... 19
- Beaird-Poulan ..... 195
- Boussois Souchon Neuvesel.IAS2-IAS3
- A-I Bradley Corporation ..... 208
- Bruning Division Addressograph Multigraph Corp. .... 50
- A-D Burke Rubber .....32-3
- A-I Burns & Russell Co. .... 157

## C

- A-I Ceco Corp. ....14-15
- A-I Celotex Corp. ....28-29
- Champion Spark Plug Co. .... 191
- A Clarin Mfg. Corp. .... 157
- A-I Clark Door Co., Inc. .... 215
- A Cold Spring Granite Co. ....20-21
- A Combustion Engineering-C-E Glass Division .....164-165
- Commercial Carpet Corporation.. 11
- Concrete Reinforcing Steel Institute .....44-45
- Copper Development Association, Inc. .... 94

## D

- A-I-L-D Delta Faucet Company ..... 27
- A Dempster Brothers, Inc. .... 68
- A Dover Corp., Elevator Div. .... 2-3
- A-I Dow Corning Corp. .... 51
- D DuPont De Nemours & Co., Inc. E.I. ....52-53
- D DuPont Textile Fibers—Tyvar ....38-39

## E

- A-I Eastern Cyclone Industries ..... 8
- Eaton Corporation—ATA Support Program ..... 192
- A Eaton Corp., Lock & Hardware Div., Norton Door Closer Dept. ....62, 162
- Eaton Paper Company ..... 199
- Electric Energy Association .....73-74
- Emhart Corp. .... 23

## F

- Fife, Inc., Richard ..... 210
- A-I-D Flintkote Co. .... 81
- A Follansbee Steel Corp. ....66-67

## G

- A-I-L GAF Corp., Building Products Division ..... 179
- A-I-L-D General Electric Co. .... 22
- Georgia Dept. of Industry & Trade. 194
- A-I-L-D Georgia-Pacific Corporation ..... 17
- Goodyear Tire & Rubber Co. .... 83
- A Granco Steel Products Co. .... 178
- A-I Graco Inc., Building Products Division ..... 40
- GTE—Sylvania, I/C Lighting .....12-13

## H

- Hager Hinge Company .....173 to 176
- Heath Company ..... 196
- A-L-D Hercules Incorporated .....161, 184
- A-I Hillyard Chemical Co. .... 65
- Holophane Co., Inc. ....76-77
- A Howmet Corporation, Southern Extrusion Div. ....32-4

## I

- Information Management International, Inc. .... 32
- A Interform ..... 184

## J

- Jamestown Products Division AVM Corporation ..... 170
- Jute Carpet Backing Council, Inc. ... 24

## K

- A-I-L-D Kaiser Aluminum & Chemical Corp. .... 159
- A-I-D Kaiser Gypsum Co. .... 63
- A Kalwall Corp. .... 170
- Kawneer Co. ....92-93
- A-I-L Keystone Steel & Wire Co. .... 171
- A-I Kinnear Corp. .... 210
- A Koppers Company .....145 to 148
- A-D Krueger ..... 183

## L

- A LCN Closers, Inc. ....46-47
- A-I-L Libbey-Owens-Ford Co. .... 6-7
- A Lithonia Lighting ..... 49
- Lyon Metal Products ..... 201

## M

- A Macton Corp., The ..... 214
- Maytag Company, The ..... 157
- McGraw-Hill Books .....216-217
- Medusa Corp. .... 169
- Metal Lath Association ..... 206
- Mississippi Agricultural & Industrial Board ..... 190
- Mobil Chemical ..... 182
- Modine Mfg. Co. .... 48
- Mo-Sai Institute, Inc. .... 89
- A-I-D Musson Rubber Co., R.C. .... 182

## N

- A-I-L-D National Gypsum Co. .... 152
- A Nor-Lake, Inc. .... 182
- L Norris Industries .....32-1
- Nucor Corp. Vulcraft Div. .... 168
- A Nu-Tone Div. of Scovill .....185-186

## O

- A Overly Mfg. .... 154
- A-I-D Owens-Corning Fiberglas Corp. .. 64

## P

- A Parker Co., Charles ..... 90
- Pella Rolscreen Co. ....155-156
- A Pellerin Milnor Corp. .... 90
- Pennsylvania Grade Crude Oil Association ..... 194
- Phillips Fibers Corp. .... 88
- A-L-D Potlatch Forests, Inc. ....54-55
- A-I-D PPG Industries Inc.—Coatings & Resins ..... 212
- A-I-D PPG Industries, Inc., Commercial Glass .....84-85
- A-I-D PPG Industries, Inc., General Industrial Finishes ...57, 172

## R

- A-I Raynor Mfg. Co. ....34-35
- RCA Mobile Communications Systems ..... 187
- Regal Tube Co. .... 166
- A-I Republic Steel Corp. .... 86
- A Robbins Flooring Div. .... 59
- Robertson Co., H. H. .... 16
- A-L Rohm and Haas Company ..... 207
- Ruberoid ..... 179
- Russwin, Div. Emhart Corp. .... 23

## S

- A Sargent & Company ..... 87
- A Silbrico Corp. .... 82
- A-I Sloan Valve Company .....4th Cover
- Sonoco Products Company ..... 202
- Sony Corporation ..... 197
- Southern California Gas Company .32-2
- Spaulding, J. H. .... 205
- Square D Company ..... 149
- Stebco Products ..... 196
- Steel Joist Institute ..... 141
- Stem, Inc. Chester B. .... 82
- Sweet's Catalog Service ..... 219
- A-I-L Symons Mfg. Co. .... 54

## T

- A-I-D Taylor Co., The Halsey W. .... 177
- A-I Thikol Chemical Corp. .... 26
- Thonet American Chair Company.. 56
- Tony Team Inc., The ..... 157
- Trinity White Div., General Portland Inc. .... 213

## U

- UniCom Systems, Inc. .... 193
- A-D United States Gypsum Co. ....91, 211
- A-I United States Steel Corp. 30-31, 150-151
- A-I-L-D U.S. Plywood Corp. ....167, 3rd Cover

## V

- Viking Corporation ..... 214
- A Von Duprin Inc. .... 58

## W

- Wang Laboratories, Inc. .... 198
- A Wasco Products, Inc. .... 166
- A Welded Tube Company of America 75
- A-D Westinghouse Electric Corp. .... 18
- D Westinghouse Electric Corp.—Architectural Systems ..... 25
- A-I-L Weyerhaeuser Company ..... 160

## Z

- A-I Zero Weather Stripping Co., Inc. ... 158
- A-L Zonolite Division .....142-143

The  
all-new  
1972  
**Uniform  
Construction  
Index**

... is yours for the ordering ... a time-saving system to speed and simplify your work in four key areas:

- SPECIFICATION FORMAT
- DATA FILING FORMAT
- COST ANALYSIS FORMAT
- PROJECT FILING FORMAT

All are included in the new index... *plus* a comprehensive "Key Word Index" of construction terms, each coded for easy finding within the individual format.

You may order your 1972 Uniform Construction Index from:

American Institute of Architects  
1785 Massachusetts Ave., N.W.  
Washington, D.C. 20036

Consulting Engineers Council  
of the United States  
1155 15th St., N.W.  
Washington, D.C. 20005

Associated General Contractors  
of America, Inc.  
1957 E Street, N.W.  
Washington, D.C. 20006

Professional Engineers in Private  
Practice/National Society of  
Professional Engineers  
2029 K St., N.W.  
Washington, D.C. 20006

The Construction Specifications  
Institute  
1150 Seventh St., N.W.  
Washington, D.C. 20036

Specification Writers Association  
of Canada—Association Des  
Redacteurs De Devis Du Canada  
1250 Bay Street  
Toronto, Canada

Council of Mechanical Specialty  
Contracting Industries, Inc.  
1730 Rhode Island Avenue, N.W.  
Washington, D.C. 20036

Producers' Council, Incorporated  
1717 Massachusetts Ave., N.W.  
Washington, D.C. 20036

Other participating and contributing members supporting the Uniform Construction Index are: the Association of Consulting Engineers of Canada; Canadian Institute of Quantity Surveyors; Royal Architectural Institute of Canada; Canadian Construction Association; Sweet's Division, McGraw-Hill (U.S./Canada); National Electrical Contractors' Assn., Inc.; Sheet Metal & Air Conditioning Contractors' National Assn., Inc.; National Assn. of Plumbing-Heating-Cooling Contractors.

**Sweet's Division**

**McGraw-Hill Information Systems Company**

\$8.00  NON-MEMBER    \$6.50  MEMBER

NAME \_\_\_\_\_

STREET \_\_\_\_\_

CITY \_\_\_\_\_

STATE \_\_\_\_\_ ZIP \_\_\_\_\_

CHECK ENCLOSED

**ARCHITECTURAL RECORD**

McGraw-Hill, Inc., 1221 Avenue of the Americas, New York  
New York 10020

Advertising Sales Mgr.: Louis F. Kutscher (212) 997-2838  
Eastern Sales Mgr.: Robert G. Kliesch (215) 568-6161  
Advertising Services Mgr.: Joseph R. Wunk (212) 997-2793  
Marketing Services Mgr.: Elizabeth Hayman (212) 997-2858  
Research Mgr.: Camille Padula (212) 997-2814  
Classified Advertising: (212) 997-2557

**District Offices:**

**Atlanta** 30309  
Edward G. Graves, 100 Colony Square, 1175 Peachtree St., N.E.  
(404) 892-2868

**Boston** 02116  
607 Boylston St., (617) 262-1160

**Chicago** 60611  
Robert T. Franden, Edward R. Novak, 645 N. Michigan Ave.  
(312) 751-3764-5

**Cleveland** 44113  
Willis W. Ingersoll, 55 Public Square, (216) 781-7000

**Dallas** 75201  
Dick Grater, 1340 Republic National Bank Building  
(214) 747-9721

**Denver** 80202  
Harry B. Doyle, 1700 Broadway, (303) 266-3863

**Detroit** 48202  
Richard D. Thielmann, 1400 Fisher Bldg., (313) 873-7410

**Los Angeles** 90010  
Richard R. Butera, 3200 Wilshire Blvd.-South Tower (213) 487-1160

**New York** 10020  
Ted Rzempoluch, Michael M. Wood (212) 997-3584-6319

**Philadelphia** 19103  
Robert G. Kliesch, George T. Broskey, 6 Penn Center Plaza  
(215) 568-6161

**Pittsburgh** 15222  
Edward C. Weil, 4 Gateway Center, (412) 391-1314

**St. Louis** 63011  
Richard Grater, Manchester Rd., (314) 227-1600

**San Francisco** 94111  
Richard R. Butera, 425 Battery Street (415) 362-4600

**Overseas Offices:**

**Brussels**  
Galerie Porte de Namur, 22-26, Chaussee de Wavre  
1050 Brussels, Belgium

**Frankfurt/Main**  
Elsa-Brandstroen Str. 2, Frankfurt/Main, Germany

**London**  
34 Dover Street, London W.1, England

**Milan**  
Via Baracchini No. 1, Milan, Italy

**Paris**  
17, rue Georges Bizet, 75 Paris 16°, France

**Tokyo**  
2-5, 3-chome, Kasumigaseki, Chiyoda-ku, Tokyo, Japan

# CLASSIFIED SECTION

## POSITION VACANT

**Architects, Architectural Designers & Draftsmen:** Rapidly growing design-construct firm performing work throughout the Southeastern U.S. seeks experienced designers and draftsmen. Projects include manufacturing plants, warehouses, shopping centers, high-rise office and apartment buildings. Salary will be more than competitive with comprehensive benefits and outstanding growth prospects for energetic individuals. Reply to: David E. Clarke, Vice President, Preston H. Haskell Company, 1061 Riverside Avenue, Jacksonville, Florida 32204.

**Architect—Expanding Midwest Health Care** firm has opening for project development architect. Some travel. Missouri license necessary. Submit resume and salary requirements to—P-1067, Architectural Record. All replies held in strict confidence. Equal Opportunity Employer.

**Architectural Designer—Immediate opening** for an aggressive young registered architect with leadership capability. You will be responsible for scheduling projects, setting design standards and supervision of staff. We are a young design group with responsibility for the total environment of two large county health facilities. Send resume and salary requirements to: Mrs. Brown, Personnel Department, 1900 West Polk Street, Chicago, Illinois 60612.

**Architectural Artists: Full or part time Illustrators and Model Builders** are needed at any one of our 6 studios, located throughout the nation. \$30,000 potential. Our organization has nine service departments—Rendering Service A, Budget Rendering Service B, Presentation Service C, Detail Model Service A, Budget Graphic Model Service B, Promotional Service A and Advertising Product Service B. Send approximately seven 8x10 color and/or black and white prints of your samples. Prompt return of photographs with details. Write our home office sales manager. Nationwide Architectural Arts, Inc., P.O. Box 217, Belleville, Mich. 48111.

**Growing Charleston, South Carolina, A-E-P** firm seeks experienced Architectural Designers, Job Captains and Architects. General practice includes wide variety of commissions. Good working conditions in America's most historic and liveable small city. Send complete resume in confidence to: General Manager, Lucas, Stubbs and Long Associates Ltd., 255 East Bay Street, 29401.

**Senior Architectural Draftsmen—Small Office—Environmental & Design Orientation;** Residential, Multi-Family, Commercial; Office location in firm's 10 acre rural professional-shop community, Stuart, Florida; 35 miles north of Palm Beach, on Ocean and Rivers; county population 29,000. Peter Jefferson, A.I.A., 35 East Ocean Blvd. Stuart, Florida 33494 (305) 287-5755.

## POSITION WANTED

**Young Engineer from Austria, Europe** experienced in the Architectural, Structural and Civil Engineering field, is looking for an interesting position, anywhere in the U.S.A. Contact: Peter Grollitsch, 22 Pleasant Ave., Chalfont, Penna. 18914.

**Specifications - Contracts - Systems - Materials - Co-ordination - Consultant.** Diversified experience corporate, state, federal and military projects. Desire to make contact with progressive Architectural or Engineering firms. NY area preferred. PW-8942, Architectural Record.

## REPLYING TO BOX NUMBER ADS

ADDRESS BOX NO. REPLIES TO: Box No.  
Classified Adv. Dept. of Architectural Record  
NEW YORK, N.Y. 10020 P.O. Box 900

## SELLING OPPORTUNITY AVAILABLE

**Representatives wanted with high quality** luxury experience to sell large and unique collection of scenic (mural) panels with broad acceptance by architects, specifiers, designers for government, hotels, banks, restorations, executive offices, restaurants and institutions. Liberal commission with protected exclusive territories: Baltimore, Boston, Buffalo, Cincinnati, Cleveland, Dallas, Detroit, Houston, Kansas City, Milwaukee, Minneapolis, Philadelphia, Pittsburgh, St. Louis, Washington, D.C. RW-7682, Architectural Record.

**Established company now manufacturing** architectural laminated with new approach in sales and ideas. No representatives now, so reply in confidence if you are experienced and have architectural contacts. All territories are open. Reply to: RW-1050, Architectural Record.

## SPECIAL SERVICES

**Nationwide Architectural Arts, Inc. Renderings - Scale Models - Photography.** Realistic full color renderings. \$149.00 to \$299.00. 8 day service, delivered by air express. Service B provides immediate choice of price and type of rendering view. Type 1—\$149.00 - Eye Level - Vignette. Type 2—\$189.00 - Eye Level - Full Bleed. Type 3—\$239.00 - Aerial - Vignette. Type 4—\$299.00 - Aerial - Full Bleed. Service B requires one main structure to be rendered. People and automobiles included. 25% off type price with furnished useable perspective. 5% off of type price by sending cash with your order. For an exceptionally detailed structure use our cost quotation Service A. Order today. Procedure: Send drawings, viewing angle and color information. Drawings acknowledged. Brochure available. P.O. Box 217, Belleville, Michigan 48111.

# Job-seekers... be the first to know with McGraw-Hill's Advance Job Listings

By having our new weekly ADVANCE JOB LISTINGS sent First-Class (or by Air Mail, if you prefer) to your home every Monday you can be the first to know about nation-wide openings you qualify for both in and out of your field.

This preprint of scheduled employment ads will enable you to contact anxious domestic and overseas recruitment managers BEFORE their advertisements appear in upcoming issues of 22 McGraw-Hill publications.

To receive a free sample copy, plus information about our low subscription rates (from one month to 12), fill out and return the coupon below.

ADVANCE JOB LISTINGS / P.O. BOX 900 / NEW YORK NY 10020

PLEASE SEND A SAMPLE COPY  
OF ADVANCE JOB LISTINGS TO:



NAME \_\_\_\_\_ ADDRESS \_\_\_\_\_

CITY \_\_\_\_\_ STATE \_\_\_\_\_ ZIP \_\_\_\_\_

AR11/72



# What's going on outside?



## Sculpture

six different colors, both smooth and slightly textured. (Like Guard Red shown here.) Inorganic colors that keep their integrity for years and years — in all kinds of weather. Waterproof, incombustible Glasweld can be cut, drilled and installed with ordinary power tools. Easily cleaned. Used

## Texture



All kinds of exterior excitement from U.S. Plywood. For all kinds of exteriors.

Our Facad,<sup>®</sup> for instance, is pure sculpture. Lightweight, sturdy, easy to handle and install, Facad panels have a depth of relief you usually expect of heavy, precast units. But Facad weighs just two pounds per square foot. Facad is completely incombustible. And comes in a gallery of handsome standard surfaces. (You're looking at Composition 1 on the left.)

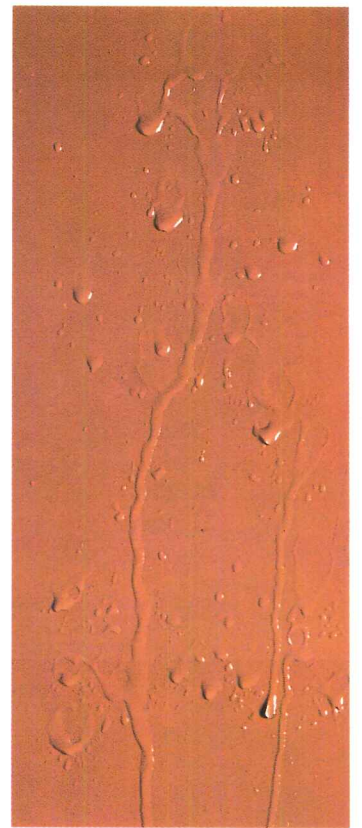
Our Glasweld<sup>®</sup> is a panel of a different color. Twenty-

anywhere there's a call for color.

Our Sanspray<sup>®</sup> is beautiful, durable, stone aggregate. Bonded to economical, easy-to-install plywood. It's far lighter and far less expensive than most stone and masonry claddings. It can be sawed, drilled, glued or nailed, and is virtually maintenance-free in all climates. Sanspray's remarkable texture comes in large (pictured here) or regular aggregates. And appropriately distinctive colors.

For further information on the outside excitement going on at U.S. Plywood, call your local U.S. Plywood Branch Office, or write directly to our New York office.

## Color




**U.S. Plywood**

777 Third Avenue, New York, N.Y. 10017

For more data, circle 119 on inquiry card

## The new beauty of Sloan Flush Valves



Sloan Flush Valves are now dramatically restyled. Totally new contours shape their beauty in the elegant simplicity of classic design.

And this new regal appearance complements the traditional quality that has sustained Sloan Flush Valve leadership for more than sixty years.

To make sure your new building has the best in quality with beauty unsurpassed, specify Sloan Flush Valves—as most people do.



**SLOAN VALVE COMPANY**  
10500 Seymour Avenue,  
Franklin Park, Illinois 60131

*For more data, circle 120 on inquiry card*