


TOMORROW'S STORE *Today*



RICH'S ATLANTA —

BUILDS HUGE NEW ADDITION WITH 'INCOR' 24-HOUR CEMENT

RICH'S, Atlanta — one of the nation's great stores — has grown by leaps and bounds, making necessary a big expansion program. Just completed is a new 6-story addition, increasing floor space by half-a-million square feet. Plans call for construction of another building where Rich's "Corner Store" now stands.


When an owner needs a new building, he wants to get into it as soon as possible, and the revenue

from earlier occupancy usually more than offsets the cost of speedier erection . . . especially when the job is planned to take full advantage of dependable 'Incor' high early strength.

A total of 18,000 bbls. of 'Incor' 24-Hour Cement was used in building Rich's new store: (1) Faster form re-use cut form requirements in half, (2) earlier completion reduced time and overhead costs, (3) 'Incor'* helped produce clean, smooth, quality concrete so important in commercial buildings like this.

One of the South's first stores . . . built with America's FIRST high early strength Portland cement . . . good example of the soundness of keeping first things first!

*Reg. U. S. Pat. Off.



RICH'S INC., Atlanta • **TOOMBS & CREIGHTON**, Architects, Atlanta

W. B. LAMB, Engineer, Atlanta • **CAPITAL CONSTRUCTION CO.**, Contractors, Atlanta

WHITLEY CONSTRUCTION CO., 'Incor' and Lone Star Ready-Mix Concrete, Decatur, Ga.



LONE STAR CEMENT CORPORATION

Offices: ALBANY • BETHLEHEM, PA. • BIRMINGHAM • BOSTON • CHICAGO • DALLAS • HOUSTON • INDIANAPOLIS • JACKSON, MISS. • KANSAS CITY, MO. • NEW ORLEANS • NEW YORK • NORFOLK • PHILADELPHIA • ST. LOUIS • WASHINGTON, D. C.

LONE STAR CEMENT, WITH ITS SUBSIDIARIES, IS ONE OF THE WORLD'S LARGEST CEMENT PRODUCERS: 15 MODERN MILLS, 27,000,000 BARRELS ANNUAL CAPACITY

THE CARE AND ERECTION OF



In construction products **CECO ENGINEERING**

CECO

Steel Casements

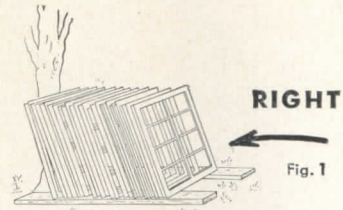
Ceco offers an exclusive service to the building industry—complete detailed data on the care and erection of steel casements. Gone are the days of guesswork, for Ceco provides a manual with all the know-how needed. A few examples are shown here—preparation of opening—how window is inserted—clearance needed at the sill—storage practices. Easy-to-follow instructions will help you cut costs, eliminate damage to windows, avoid loss of time. For complete information, write for Ceco's free Manual today. If you live in one of the western states, ask for special Pacific Coast Edition.

CECO STEEL PRODUCTS CORPORATION

General Offices: 5607 West 26th Street, Chicago 50, Illinois

Offices, warehouses and fabricating plants in principal cities

Other typical products—Steel Basement Windows, Combination Storm and Screen Units, Metal Lath

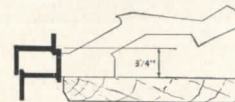


WRONG



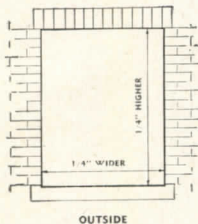
HOW TO STORE

Steel residence casements should never be laid flat on top of the other. Always place them vertically, using two parallel planks as a base and lean one unit against the other (Fig. 1). Do not pile any other materials on top of the casements (Fig. 2) and do not permit other building tradesmen to use them as ladders or as supports for scaffolding. Store the hardware and other fittings in a dry place. When shipped, all ventilators are held shut. Keep the ventilators securely in place until erection.

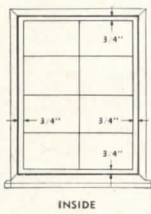


The $\frac{3}{4}$ " clearance is needed at the sill to provide room for the underscreen operator. To get this clearance, in applying the inside trim, bring the finished stool up flush against the bottom edge of the stool gauge on the casement. Then, when the underscreen operator is installed, it will give the appearance of resting on the stool.

HOW TO ERECT



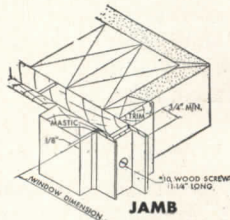
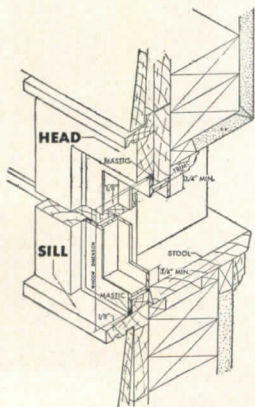
Rough openings should be plumbed and squared during construction and must be $\frac{1}{4}$ " wider and $\frac{1}{4}$ " higher than the overall dimensions of the casement frames. This permits installation without distortion.



After the casement is erected, when installing inside trim, allow $\frac{3}{4}$ " clearance around the casement on the interior so screens and storm windows may be installed.


ONE OF MANY TYPICAL INSTALLATIONS

Frame Construction with Wood Strip



CECO STEEL

makes the big difference



FREE for you!

CECO STEEL PRODUCTS CORPORATION
5607 W. 26th St., CHICAGO 50, ILL.

Please send FREE Manual No. 1014 on how to install and store metal casements.

Name _____

Address _____

City _____

State _____

Partial List of Ceco Products

METAL RESIDENCE CASEMENTS • INDUSTRIAL WINDOWS AND DOORS • METAL FRAME SCREENS • ALUMINUM FRAME STORM WINDOWS • ALUMINUM COMBINATION STORM WINDOW AND SCREEN UNITS • METAL LATH AND ACCESSORIES • STEELFORMS • REINFORCING BARS • STEEL JOISTS AND ROOF DECK • HIGHWAY PRODUCTS CORRUGATED ROOFING AND ACCESSORIES • VENTILATORS



FOLEY'S DEPARTMENT STORE
HOUSTON, TEXAS

Kenneth Franzheim, Architect

E. E. Ashley
Consulting Engineer

Straus-Frank Company
Air-Conditioning Contractor

Barber Plumbing Company
Plumbing Contractor

Safeguarding the Air Conditioning System

BYERS WROUGHT IRON PIPE

The eyes of the merchandising world were focused on Houston, when the plans for the revolutionary new building for Foley's, a Federated Department Store, were announced. Current reports indicate that the many new ideas incorporated in the structure are paying off in increased patronage, and expanding sales.

Since the building is windowless, air conditioning is a vital part of the service installation, and the designers naturally aimed at top dependability. Byers Wrought Iron pipe was used in chilled water and other lines. The same time-tried material was also installed for hot and cold water lines 3-inches and larger. In all, over 187 tons of Byers Wrought Iron pipe was utilized in the project.

WROUGHT IRON WIDELY USED

The introduction of air conditioning brought a whole new set of piping problems into the building field, and created a new market for wrought iron. Some of the largest installations in the country are safeguarded with Byers Wrought Iron pipe; stores in Pitts-

burgh, Oak Park, Memphis and Baltimore are among the prominent users.


WHY WROUGHT IRON LASTS

The superior corrosion-resistance of wrought iron, which has won the material its wide acceptance, comes direct from the unique structure and composition of the material. Tiny threads of glass-like silicate slag, threaded throughout the body of high-purity iron, halt and "detour" corrosive attack. The fibers also help anchor the initial protective scale, which shields the underlying metal.

INFORMATION ON REQUEST

Our bulletin, "Wrought Iron in Refrigeration and Air Conditioning Systems", gives a number of examples of the use of wrought iron in air conditioning installations.

CORROSION COSTS YOU MORE THAN WROUGHT IRON



Would you like to receive a copy? Just write.

A. M. Byers Co., Pittsburgh, Pa.
Established 1864. Boston, New York, Philadelphia, Washington, Atlanta, Chicago, St. Louis, Houston, Salt Lake City, Seattle, San Francisco.
Export Division: New York, N. Y.

BYERS

GENUINE WROUGHT IRON

TUBULAR AND HOT ROLLED PRODUCTS

ELECTRIC FURNACE QUALITY ALLOY AND STAINLESS STEEL PRODUCTS

**ARCHITECTURAL
RECORD**



Copyright 1948 with all rights reserved F. W. DODGE CORPORATION • Publishing Director, Magazine Division, H. Judd Payne • **EDITORS:** Editor-in-Chief: Kenneth Kingsley Stowell, A.I.A.; Managing Editor, Emerson Goble; Senior Associate Editor, Douglas Haskell; Associate Editors, John W. Ragsdale, Florence A. van Wyck; Assistant Editor, Robert E. Fischer; Western Editor, Elisabeth Kendall Thompson; Associate in

South America, Edmund J. Whiting, A.I.A. • **ART DEPARTMENT:** Myron S. Hall, 3rd, Director; Frances Torbert, Assistant; Peter Piening, Consultant; Sigman-Ward, Drafting • **CONSULTANTS:** Industry Relations Consultant, Thomas S. Holden; Statistical Consultant, Clyde Shute; Building Economics Consultant, Norbert Brown; Field Research Consultant, Clifford Dannels, Jr.

Architectural Record (combined with American Architect and Architectural) is published monthly by F. W. Dodge Corporation, 10 Ferry St., Concord, N. H., with Editorial and Executive Offices at 119 West 40th Street, New York, N. Y. Western Editorial Office, 2813 Channing Way, Berkeley, Calif. Thomas S. Holden, Pres.; Howard J. Barringer, Vice-Pres. and Treas.; Irving W. Hadsell, Vice-Pres.; Chauncey L. Williams, Vice-Pres.; Sanford D. Stockton, Jr., Secy.; Walter F. De Saix, Asst. Treas.; Edwin H. Freed, Asst. Treas. Member Audit Bureau of Circulation and Associated Business Papers, Inc. Architectural Record is indexed in Reader's Guide, Art Index and Industrial Arts Index. Subscription rates: United States and Possessions, Canada, Cuba, Mexico, Central and South America, and Spain, \$4.50 the year, \$7.50 for two years, \$9 for three years; elsewhere, \$6.50 the year, \$11.50 for two years, \$15 for three years. Single copy, \$1. Circulation Manager: Marshall T. Ginn. Every effort will be made to return material submitted for possible publication (if accompanied by stamped, addressed envelope), but the editors and the corporation will not be responsible for loss or damage. Other Dodge Services: Real Estate Record & Builders' Guide, Sweet's Files, Home Owners' Catalogs, Dodge Reports & Dodge Statistical Research Service.

THIS VICARIOUS EXPERIENCE—PLUS 91
An Editorial . . . by Kenneth K. Stowell

MARCEL BREUER BUILDS FOR HIMSELF 92

STUDIO-HOME OF THE JOHN LLOYD WRIGHTS 100
Del Mar, California. John Lloyd Wright, Architect

A COUNTRY HOUSE IN THE PENNSYLVANIA HILLS. 104
The Lloyd A. Young Residence, Bradfordwoods, Pa. Mitchell & Ritchey, Architects

TWO OFFICE BUILDINGS FOR SHELL OIL 108
Kaufmann, Lippincott and Eggers, Architects
1. Office Building for Ammonia Plant, Shell Point, Calif.
2. Office Building for Alcohol Plant, Martinez, Calif.

BOLD DEPARTURE FROM TRADITIONAL BANK DESIGN 116
Citizens National Trust and Savings Bank, Los Angeles. Stiles Clements Associated Architects & Engineers

BUILDING TYPES STUDY NO. 142 . . . RAILROAD BUILDINGS . . 122

THE ARCHITECTURE OF RAILROADS 123

RAILROAD ARCHITECTURE IN EUROPE 130
By J. L. Martin

RAILROAD ARCHITECTURE IN NORTH AMERICA TODAY 140

STATION ON AN EASTERN MAIN LINE 143
Lester Tichy, Architect

ARCHITECTURAL ENGINEERING Technical News and Research . . 147

LIGHTWEIGHT AGGREGATES CUT COSTS IN TWO BUILDINGS . 147
Wurdeman and Becket, Architects, and Murray Erick & Associates, Engineers

PLANNING X-RAY DEPARTMENTS FOR HOSPITALS 149
By George B. Myers

PRODUCTS for Better Building 153

MANUFACTURERS' LITERATURE 154

TIME-SAVER STANDARDS 157
Radiographic Suites for 30- and 40-Bed General Hospitals

THE RECORD REPORTS News from the Field 7

CONSTRUCTION COST INDEXES 26

REQUIRED READING 28

EMPLOYMENT OPPORTUNITIES 248

INDEX TO ADVERTISEMENTS 266

When specifying flush valves SEE HOW IT PAYS TO ADD THIS PHRASE

"Flush valves shall have an external adjustment for length of flush."

Here are three of many big benefits and savings your clients get when you specify flush valves that are adjustable:

1. FIXTURES OPERATE MORE EFFICIENTLY

Since fixtures differ in their water requirements, only with adjustable flush valves can the exact coordination of fixture and flush be obtained to get top operating efficiency.

2. SAVE MORE WATER

By delivering only the amount of water required for the fixture on which it is installed, an adjustable flush valve often saves an extra half gallon or more of water on each flush. The chart shows the surprising amount of water, and money, which can be saved.

3. EFFICIENCY MAINTAINED EVEN AFTER YEARS OF SERVICE

Over the years normal wear and foreign material in the water are bound to change operating conditions. When flush valves are adjustable, compensation for these changes can be readily made to maintain maximum operating efficiency.

Note how these savings and benefits are simply a fuller measure of the very reasons why flush valves are specified in the first place. To be sure your clients will obtain maximum operating economy and dependability from flush valves, specify the adjustable feature—another contribution of Watrous engineering, always offered in all Watrous Flush Valves.


| <i>Estimated Annual Savings</i> <small>of water obtainable through proper regulation of flush valve to actual water needs of the fixture . . .</small> | |
|---|---|
| BUILDING WITH | WHEN AVERAGE OF 1/2 GAL. IS SAVED PER FLUSH |
| 100 FLUSH VALVES | 292,000 GALLONS |
| 500 FLUSH VALVES | 1,460,000 GALLONS |
| 1000 FLUSH VALVES | 2,920,000 GALLONS |

THE IMPERIAL BRASS MFG. CO., 1240 W. Harrison St., Chicago 7, Illinois

..... Surveys Show
ADJUSTABLE Flush Valves
Preferred by

- ✓ 7 out of 8 Architects
- ✓ 20 out of 21 Plumbing Contractors
- ✓ 8 out of 9 Flush Valve Users

For complete information on Watrous Flush Valves see Sweet's Catalog File, or write for Catalog No. 488-A.



Watrous

Adjustable Flush Valves

BOTH DIAPHRAGM AND PISTON TYPES

THE RECORD REPORTS

Credit Controls Launched • Housing Picture Surveyed by HHFA • Research Program Described FSA Outlines Huge Hospital Building Plan

As pre-election uncertainty nears its end in the federal agencies and a more considered appraisal of the housing outlook, in view of the mid-summer enactment by Congress, becomes possible, two prospects stand out: (1) benefits of the new law will be felt most next year and after, not this year; (2) the old fight over public housing will arise again in the 81st Congress.

A number of factors point to the slowness with which the "Housing Act of 1948" can take effect. For one thing, it did not become law until August 10; for another, there was a necessary lag for the issuance by the Housing Administrator of rules and regulations to put the Act into operation; again, its stimulus to builders comes mainly in the fourth quarter when building activity seasonally falls off; still more, the Act functions chiefly through insurance or guarantee of mortgages.

Because of the importance of this new law to future operations, the ARCHITECTURAL RECORD presents a tabulated summary of contents for permanent reference (see page 10).

Omission from the measure of additional provisions sought by President Truman means renewed attempts to get this type of legislation next year, including low-rent public housing, slum clearance and urban redevelopment, and special aids for farm housing. There may be efforts, too, to broaden the HHFA technical research and study program, which was set up under the new law to apply only to standardizing of building codes, dimensions and methods for assembly.

New Credit Controls Launched

Late in September, as a result of the August enactment of limited credit controls, the Federal Reserve Board began the regulation of consumer installment credit. From the standpoint of construction this Regulation W is notable chiefly for its exemption rather than inclusion of housing credit, except where items under control are used. The Board specifically exempts real estate and home improvement loans, but in this language:

"Any extension of credit which is for the purpose of financing or refinancing (1) the construction or purchase of an entire residential building or other entire structure or (2) repairs, alterations, or improvements upon urban, sub-

urban or rural real property in connection with existing structures, except to the extent that such repairs, alterations, or improvements incorporate any listed article."

Note that among listed articles are household cooking stoves, refrigerators, combination units including either of these, and room unit air conditioners.

Secondary Mortgages Provided

Once the Congress had finished with its housing labors early in August, including amendment of the June secondary mortgage market enactment, the Reconstruction Finance Corporation announced arrangements whereby its subsidiary, the Federal National Mortgage Association, would provide a secondary market for G.I. real estate mortgages.

Purchase will be made of mortgages guaranteed under the Servicemen's Readjustment Act of 1944, as amended, but only those which have been guaranteed after April 30, 1948. All mortgages, except farm realty, must provide for monthly payments, must bear interest at 4 per cent or more and must mature within 25 years. In the case of farm realty, installments must be payable at least annually. The Association will not

purchase a second mortgage unless the FHA-insured first mortgage on the same property is also offered for purchase or is owned by the Association.


Steel Allocations Mount

In the closing days of summer and into the early fall, the program for allocation of steel and other commodities gained momentum under the Department of Commerce. With the big defense program authorized and with the military granted the power to force filling of its contracts — i.e., meeting of its requirements — business and industry began to feel it necessary to get a statement of their individual requirements on record under the voluntary allocation program.

In addition to earlier actions in the field of housing, the Commerce Department announced its approval of a plan to allocate 59,000 tons of steel sheet and strip for factory-made steel houses. In response to conflicting views regarding this allocation, Secretary of Commerce Sawyer advised publicly:

"This allocation has been criticized because one of the companies which will presumably obtain some of the steel has received a large loan from the Reconstruction Finance Corporation. The loan itself also has been criticized. This fact does not in any way affect my decision. It is not the function of this Department to determine whether or not RFC loans are wisely made. Nor is any company entitled to the slightest preference because it is operating with government funds. . . .

"This steel will not go to one com-
(Continued on page 10)




—Drawn for the RECORD by Alan Dunn

Recent, attractive glass




THERE ARE NUMEROUS WAYS that Pittsburgh Mirrors can be used to enhance the attractiveness of interiors. Above, a structural mirror over a fireplace. Other popular applications are over dining room buffets; on bedroom and dressing room doors, over tub recesses in bathrooms. Pittsburgh Mirrors are made from blue, flesh tinted or green Plate Glass, polished Plate Glass and with silver, gold or gunmetal backing. Architect: Harold L. Schwartz, New Kensington, Pa.


IF CLIENTS WERE ASKED to name the one best material for bathroom or kitchen walls, they'd probably select Carrara Structural Glass. A reflective polished glass, Carrara is easy to clean. And it is impervious to moisture and chemicals. Available in 10 attractive colors. Architect: Paul Lewin, Chicago, Illinois.



applications in residential buildings



PICTURE WINDOWS are more practical than ever now—thanks to Twindow—the “Pittsburgh” window with built-in insulation. For downdrafts near windows are minimized. Heating costs are lowered. And windows seldom get “steamy.” Twindow consists of two or more panes of Pittsburgh Glass separated by hermetically sealed air spaces, and enclosed in a protecting frame of stainless steel. Insulating effectiveness is increased as additional panes of glass with corresponding air spaces are added.



HERE'S THE SECRET of Twindow's insulating effectiveness. Two or more panes of Pittsburgh Glass separated by hermetically sealed air spaces. Entire unit is enclosed in a protecting frame of stainless steel.



AN AMPLE AMOUNT of well-diffused daylight is admitted into this living room through the two panels of attractive Pittsburgh Corning Glass Blocks. The blocks can be used effectively to dampen outside noises—cut off unattractive views. And their insulating properties cut heating costs. 10 patterns to select from. Designer: Joseph J. Tarantino, Cleveland, Ohio.

We believe you will find much to interest you in our illustrated booklet of ideas concerning the use of Pittsburgh Glass in building design. Send the coupon for your free copy.

Pittsburgh Plate Glass Company
2280-8 Grant Building, Pittsburgh 19, Pa.
Please send me, without obligation, your free booklet entitled “Ideas for the Use of Pittsburgh Glass in Building Design.”

Name.....
Address.....
City..... State.....

★ Design it better with

Pittsburgh Glass



PAINTS • GLASS • CHEMICALS • BRUSHES • PLASTICS


PITTSBURGH PLATE GLASS COMPANY

THE RECORD REPORTS

(Continued from page 7)

pany alone, but to at least six producers of factory-made steel houses, and it is hoped that each of the companies involved may be able to give adequate demonstration of the utility of its particular type of house."

Steps got under way also to provide galvanized steel sheets to manufacturers of rain-carrying equipment (pipe, trough and accessories). Other voluntary plans under consideration for steel allocations include low pressure steel boilers, steel stairs, electric service entrance equipment, steel doors and steel baseboard radiation. As this was written, the voluntary plan for warm air heating was already in operation and the pig
(Continued on page 12)



Proposed two-story brick Oshawa High School, John B. Parkin Associates of Toronto, architects, features a 20-ft. glass neck joining the auditorium-gymnasium to classrooms

HOUSING ACT DIGEST

Title I:

Mortgage insurance total upped \$800 million.

No discrimination allowed against tenants with children.

Cost limit on rental projects changed from \$1500 per room to \$81 per family unit.

Mortgage coverage boosted to 90 per cent up to \$7000; 80 per cent up to \$11,000.

Loans to co-ops 90 per cent of mortgages; in case of vet co-ops 95 per cent.

On-site fabrication insurance 80 per cent of value not to exceed \$6000.

\$3000 limit on Class 3 raised to \$4500; multi-family modernization loans upped to \$10,000 per structure.

\$50 million RFC loans for prefab and large-scale site construction authorized.

VA interest limit upped to 4.5 per cent.

Title II:

Secondary mortgage market for FHA and VA loans.

Title III:

Research to develop standardized building codes and materials.

Title IV:

Yield insurance for rental housing for families of moderate income.

Title V:

HHFA Chief's salary increased to \$16,500; HLBB members and FHA and PHA commissioners to \$15,000.

Provision for converting state public housing into federal public housing.

NEWS FROM CANADA

By John Caulfield Smith

Operation St. Lawrence

A unique opportunity will be given architects and town planners if the St. Lawrence River is backed up to provide a power-head. The proposal is made in connection with a great new hydro-electric development planned by the province of Ontario and the state of New York. In Ontario 16,000 acres of land will be flooded and 8000 people will have to move. New communities, highways and railways will have to be built on higher ground.

The project will shortly go before the International Joint Commission for consideration. If approved, the stage will be set for construction of a 2,200,000 h.p. plant on the Long Sault rapids near Cornwall. It is estimated that work will be provided for 12,000 men for from eight to ten years. The cost will be about \$428 million, equally shared by Ontario and New York. Each will get half the power developed.

If it goes ahead, the proposed power development will be the greatest ever undertaken on the North American continent with the exception of Grand Coulee on the Columbia River.

Building Accelerator Jams

Construction awards for the first seven months of 1948 register a 43 per cent gain over the corresponding period last year. But this fine showing is made at the expense of the big boosts in volume that took place this spring. Figures for July, 1948, exceed those for July, 1947, by only 24 per cent — indeed, dip 33 per cent below those for June, 1948.

Comparing July with June, all entries in the contract ledger are down: housing 6 per cent, commercial and institutional building 13 per cent, factories 30 per cent, and engineering works a staggering 64 per cent. (Data supplied by MacLean Building Reports.)

Nail Distribution Starts

Temporarily, Central Mortgage and Housing Corporation has gone into the nail business. It has been given responsibility for distributing the nails produced as a result of the Dominion Government's action in diverting steel rod from the manufacture of barbed and other types of wire (ARCHITECTURAL RECORD, July, 1948).

The Corporation points out that the intention is not to meet the total requirements of any individual, but to
(Continued on page 186)



Architects Abra, Balharrie and Shore plan complete facilities for 475 in the Ottawa United Church now under construction


DOUBLE DUTY INSULITE

* (LOK-JOINT LATH)
Inside

* (BILDRITE SHEATHING)
Outside




BUILDS



INSULATES

Quality construction brings you more satisfied customers. When you specify double-duty INSULITE—inside and outside you specify top quality construction. It's *stronger*, because Insulite (Bildrite) Sheathing provides twice the bracing strength of wood sheathing horizontally applied. It's *better*, because the combination of Bildrite on the outside plus Sealed Lok-Joint Lath on the inside provides insulation, and guards against moisture condensation.

Refer to Sweet's File,
Architectural Section 10a/9



**INSULATES
AS IT BUILDS**

double-duty
INSULITE

**BUILDS AS IT
INSULATES**

The GENUINE

"Insulite" is a registered
trade mark, U.S. Pat. Off.


INSULITE DIVISION
PAPER COMPANY
MINNEAPOLIS 2, MINNESOTA




MINNESOTA & ONTARIO
PAPER COMPANY

10 LATHING

X-TRA Safety!
X-TRA Economy!
X-TRA Service!

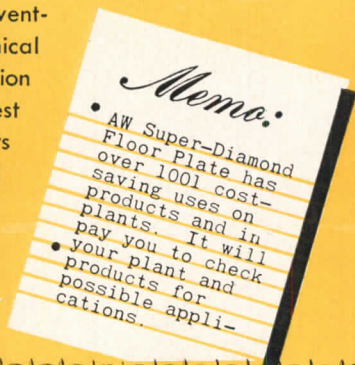


AW SUPER-DIAMOND FLOOR PLATE
 GIVES YOU THE EXTRAS, AT NO EXTRA COST



Want extra safe, extra strong, longer lasting fire escapes, loading platforms, running boards, machine tool bases, and trench covers? Then get AW Super-Diamond Floor Plate now. Its exclusive Super-Diamond Pattern makes it extra safe; wet or dry it grips, preventing costly accidents. It's extra economical — requiring no maintenance. Installation is permanent, and even the heaviest traffic doesn't damage it. Designers specify it for various products, and builders and architects use it for all types of construction. Get more information now.

Clip and Mail for Free 16-Page Catalog



- AW Super-Diamond Floor Plate has saving uses on over 1001 cost-products and in plants. It will pay you to check products for possible applications.

AW SUPER-DIAMOND FLOOR PLATES THAT GRIP

Alan Wood Steel Company, Conshohocken, Pa.

Please send me a copy of your informative catalog L-33

Name _____

Company _____

Address _____ City _____ State _____



A Product of **ALAN WOOD STEEL COMPANY**
 Other Products: Billets • Plates • Sheets • Carbon & Alloy



THE RECORD REPORTS

(Continued from page 10)

iron program for residential housing was to provide 114,000 tons monthly for a long list of items.

Current Trends Cited

The Bureau of Labor Statistics points out among current trends in construction that the rise in new residential building above earlier estimates reflects an unexpected predominance of higher-priced housing over homes for moderate- and low-income families. It anticipates that dollar volume of new construction for the year will be nearly 30 per cent over 1947 and that physical volume will approximate 15 per cent more than last year.

The Bureau has made an interesting analysis of the postwar trend toward suburban living. Taking six large industrial areas, it shows the percentage distribution of housing authorized. In each area there was a substantial rise between 1946 and 1947 in suburban home building. On the other hand, building within the central cities declined in New York, and in Atlanta and San Francisco, rose only moderately in other areas. In suburban New York home building doubled between 1946 and 1947; in Washington, D. C., it nearly doubled compared with a 37 per cent rise within the city.

Here are the percentage distribution figures for the six industrial areas: Atlanta — city 19 per cent, remainder of area 81 per cent; Los Angeles — city 36 per cent, remainder of area 64 per cent; New York-Newark-Jersey City — New York City 58 per cent, remainder of area 42 per cent; Philadelphia-Camden — central cities 38 per cent, remainder of area 62 per cent; San Francisco — central cities 26 per cent, remainder of area 74 per cent; Washington, D. C. — District of Columbia 24 per cent, remainder of area 76 per cent.

New Survey Made

A new survey of the general housing picture by the HHFA brings out the fact that there are roughly 42 million dwelling places in the United States ranging all the way from 40-room mansions down through one-room shacks. Reflecting a continuation of the trend away from the farms, the 34,133,000 non-farm dwellings in 1947 represented the highest proportion of such units in our history.

Reversing the gradual decline in home ownership in the first four decades of the century, dwellings owned by occupants jumped from 40 per cent in 1940 to 55 per cent in 1947. In this connection, HHFA mentions the federal insur-

(Continued on page 14)

(Continued from page 12)

ance of mortgages and the inadequacy of rental units. Wartime effects, too, the study brings out, stimulated repair and rehabilitation of run-down properties so that the number of units in good condition rose from 82 to 90 per cent and the number with private bath and flush toilet rose from 55 per cent to 66 per cent.

Other points brought out in the study: the number of married couples sharing quarters with other families has risen from the 1940 figure of 1,846,000 to 2,712,000, apparently a new high. The housing shortage remains extremely critical with only eight-tenths of one per cent of the non-farm dwelling supply actually on the market as of April, 1947. As of the same date only 11 per cent of America's homes lacked electricity where in 1940 21 per cent were deficient in that respect.

Flood Area Aided

More currently, HHFA reports that the Public Housing Administration, given the responsibility over emergency public housing in the Portland, Oregon-Vancouver, Washington flood devastated area, handled a total of 3135 emergency applications by late July. Of these 1644 had been filled, 957 remained unfilled, and the remainder had been withdrawn or cancelled. Three emergency projects were set up in addition to projects previously in this area.


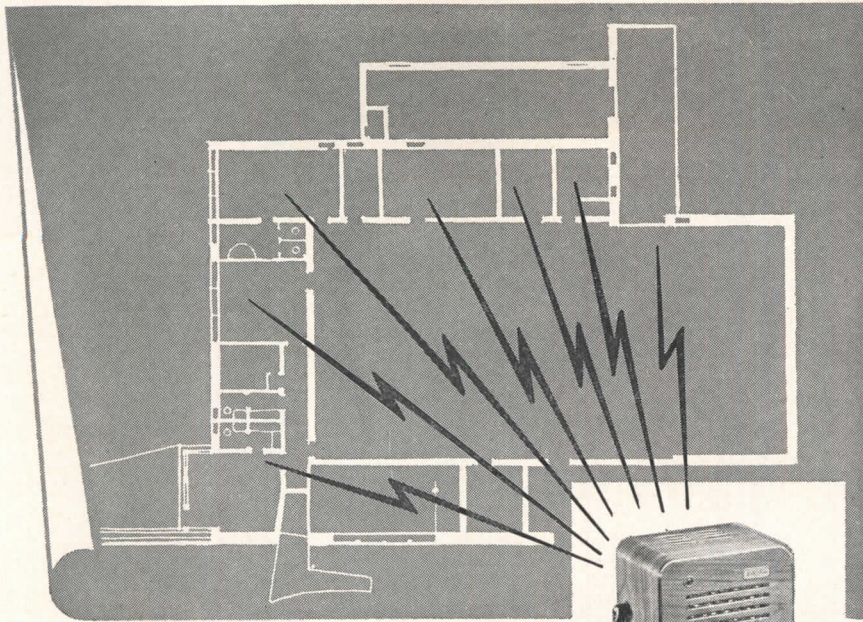
PHA reported that on June 30 its total workload had dropped to 865,000 dwelling units compared to 928,000 the year before. The reduction came about chiefly through the disposal of public war and defense housing. A total of 390,000 dwelling units remained for disposal.

HHFA Will Tackle Codes

Of top importance to architects in the substantial volumes of rules and regulations emanating from agency sources during the summer were those dealing with creation of a new Division of Standardized Codes and Materials in the Housing and Home Finance Agency. HHFA itself called this "a limited research program" to develop and encourage the adoption of standardized and improved building codes and of standardized measurements of housing parts and materials.

To expand HHFA functions in those two general fields, Administrator Raymond M. Foley has named Leonard G. Haeger, head of the agency's technical division, to supervise the continuing

(Continued on page 16)



Provide for

EXECUTONE INTERCOM

—in the Planning Stage

YOUR CLIENTS NEED an efficient electronic communication system . . . to coordinate operations, locate personnel, free telephone lines. Why not anticipate this need *in your plan*, by providing for the equipment so much in demand in modern business—Executone Intercommunication!

Executone's instant voice-contact integrates widely-scattered functions of the building you're planning. By pre-planning an Executone System, conduits, raceways and feeders are

installed during construction—thus avoiding later defacing of interiors or the addition of unsightly wiring. And your client can finance the cost through his original mortgage.

Executone-trained specialists recommend, supervise installation, and service a system individually engineered to your client's needs. A detailed proposal outlining operation, specifications, and an estimate of the overall cost will be submitted without obligation. Mail the coupon today!

Executone

COMMUNICATION & SOUND SYSTEMS

FOR

Commercial
Industrial
Institutional and
Residential
Buildings

Send
for Details
NOW!

EXECUTONE, INC.,
415 Lexington Ave., New York 17, Dept. J-11


Without obligation please let me have:

- The Name of my Local Distributor
- Executone Catalogue for Architects and Engineers

Firm _____

Address _____ City _____

Name _____ Title _____




OTIS ADDS
a 'touch' of startling newness
TO SIGNAL CONTROL ELEVATORS



FOR THE PASSENGERS —it's a 'touch' of magic. It's the newest way to call an elevator. How? By simply *touching*, not pushing, a plastic arrow in the landing fixture. What happens? The electronic 'touch' button lights up. A soft-toned gong announces an approaching elevator as the overhead lantern lights up. The passenger steps toward the entrance, the doors open—and she's on her way. How's it done? With a magic brain—the *electronic panel in the control room*—as pictured below.

FOR THE BUILDING —Electronic Signal Control is a 'touch' of magic that reduces round-trip travel time . . . permits each elevator to make more trips, carry more passengers . . . eliminates all unnecessary car travel . . . speeds passenger handling.

Otis Electronic Signal Control is now available for your building. For further details call your local Otis Elevator Company office.



ELECTRONIC SIGNAL CONTROL
ELEVATORS

AS ALWAYS, OTIS LEADS THE WAY . . . THIS TIME WITH THE MAGIC OF MODERN ELECTRONICS



You'll see this modern home-floor of WRIGHTTEX — soft-surface Wright Rubber Tile — in actual colors in October HOUSE BEAUTIFUL. This floor is so popular because it is noiseless, and its resilience assures new walking comfort.

For Every Reason You Can Think of ... It's Wright Rubber Tile for Floors

Put *durability* at the top of your list — wear-tests of Wright Rubber Tile reveal a potential life of 100 or more years.

Fits any decorative plan! Wright Rubber Tile gives you a choice of 16 rich and permanent colors, with ample variety of design. To the eye, every Wright floor is "custom-built."

Costs less to clean! These floors are easiest of all floors to keep clean. Their smooth non-porous surface resists dirt, grease, acids, burns or stains. Lukewarm water is Wright Rubber Tile's best cleaner!

Prices are competitive! Combine savings in maintenance with economical floor-cost . . . and you'll discover that no other floor matches Wright Rubber Tile in quality, low cost, or *durability*.

For installation in homes, hospitals, churches and other places where soft-surface Wright Rubber Tile is preferred, specify WRIGHTTEX.

For floors in restaurants, office buildings, stores and other large areas with excessively heavy traffic, specify WRIGHTFLOR, the hard-surface Wright Rubber Tile. See our nearest dealer or write Taylor Manufacturing Co., 3074 W. Meinecke Ave., Milwaukee 10, Wis. — America's oldest maker of Rubber Floor Tile.

WRIGHT RUBBER TILE

Floors of Distinction

THE RECORD REPORTS

(Continued from page 14)

effort. An industry advisory committee is being named to assist Haeger's staff. HHFA is prepared to call on other federal agencies liberally for the use of their available facilities in carrying out the new division's aims. These involve principally the stimulation of better and lower-cost housing construction. In its progress toward the announced goals the division is expected to work hand-in-glove with the National Bureau of Standards, the Department of Commerce and the Forest Products Laboratory of the U. S. Department of Agriculture. Watch for the addition of more sections within this new HHFA division. Specialists are being named in the fields of codes, materials and modular coordination, among others.

Concerning the areas of codes and building standards, the new housing law merely transports these HHFA efforts into a new division where they will be expanded and extended with new appropriations.

How Much Can HHFA Do?

A division of opinion already was becoming evident over possible achievements of this new HHFA responsibility. Many building material producers welcomed the new step as preliminary to a wider application of standardized measurements. These producers were happy over prospects of extending the standardizing principle to more and more construction items. And of course this point of view depended upon what type of business you were in. Over the matter of code standardization, however, the idea of persuading thousands of local communities to accept a similar overall pattern of building regulations, there was considerably less optimism.

Congress — at least its members who worked ardently on this subject of making all construction codes more or less out of the same cloth — envisioned great savings in home building costs through such a plan. These savings, it was estimated, can be made to run as high as 30 per cent under certain conditions.

But some building interests, while not contesting the desirability of uniform codes, appeared to be pessimistic about a national simplification of regulations. An instance of this doubtful attitude was the expression by the National Association of Real Estate Boards: "Less likely (than standardizing home building materials and equipment) was the prospect that government research could eliminate cumbersome building codes."

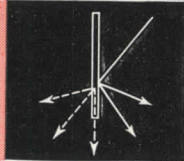
(Continued on page 18)

as announced in
TIME

"SKY-GLO" CONVERTS OLD CEILINGS INTO GLOWING NEW ONES!

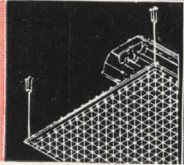


luminous



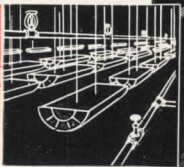
Unlike wood or metal "egg-crate" louvers, "Sky-Glo" not only reflects light but is translucent, having a light transmission factor of 71%. It is made of non-inflammable Vinylite, product of the Bakelite Corporation.

costs less



"Sky-Glo" is a system of channels, fittings and louvers of standardized sizes which makes it easy to fit a "Sky-Glo" ceiling to any size room. The simple, quickly assembled units reduce cost; actually "Sky-Glo" costs less than the usual conventional false ceiling.

hides ugliness




With "Sky-Glo" the usual overhead unsightliness, sprinkler heads, pipes, obsolete ceiling decorations and "forest" of conventional lighting units required to provide comparable levels of illumination are replaced by an ultra-modern, continuous sky of unobtrusive light.

know "Sky-Glo"



"Sky-Glo" heads a trend. Whether you use, specify or install lighting equipment you MUST know all about "Sky-Glo". For comprehensive "Sky-Glo" Data Manual write: Benjamin Electric Mfg. Co., Dept. Q-1, Des Plaines, Illinois



"Sky-Glo" creates a new epoch in lighting application! The most important development since the advent of fluorescent lighting...

"Sky-Glo" is not just another improvement in lighting equipment! *It is a wholly new way to use light!* No other single improvement can do as much to modernize an interior as "Sky-Glo". It replaces overhead unsightliness with a continuous sky of glareless, shadowless, pleasant and stimulating light. Its unique lighting advantages stem directly from the development and adaptation of Vinyl Chloride Acetate (a Bakelite Plastic) to the "Sky-Glo" Louver System. The use of these translucent louvers makes possible "A New Experience in Seeing."


BENJAMIN
TRADE MARK
"Sky-Glo"
LUMINOUS LOUVERED LIGHTING SYSTEM

R-2901S

Product of Benjamin Electric Mfg. Co., Des Plaines, Ill., The Nation's Largest Manufacturer of Lighting Equipment—Established 1901—Makers of a complete line of lighting equipment for Industrial, Commercial, Play Area and Utilitarian Requirements. Distributed Exclusively Through Electrical Wholesalers.

(Continued from page 16)

Riveted for Safety



Bowstring Trusses by



RIVETING in truss fabrication means positive security and above all simplicity in the finer phases of steel construction.

The Bowstring Truss, a truly original Mesker development, provides greater strength and flexibility to meet every requirement of industrial or commercial construction, wherever clear floor space is required.

THE Mesker Bowstring Truss design eliminates columns. Greater floor space and the resulting finer appearances are but another feature of Mesker design. Mesker in truss fabrication, means safety, means better and standardized construction.

Mesker Steel prefabricated products are superior in every field — a true fact you expect from one of the oldest fabricators in the country.

WRITE TODAY
FOR CATALOG
AND FREE
DESIGN
INFORMATION



"Build for Health"

The recent report of the Federal Security Administrator, Oscar R. Ewing, to President Truman has again focused attention on what the Administration would like to see accomplished in the way of building for the nation's health and has injected the health program into the political campaigns.

From the standpoint of architectural and general construction activity the Ewing report has much in it, proposed in a nebulous sort of way. Attainment of its stated goals, placed on a 10 to 15 year basis, probably stands well in the future, but it raises again the question of need not only for hospital plant but for sanitation construction on a country-wide scale.


For one thing, the FSA Administrator urged that the number of acceptable hospital beds in civilian institutions be doubled as soon as possible, at least within 15 years. The addition of 600,000 beds by 1960 was recommended in addition to construction of health centers and auxiliary facilities shown necessary through state-by-state surveys. Ewing proposes beginning this expansion by doubling present building under the Hospital Construction Act of 1947 for the next three years. After that he would increase appropriations progressively until the required total, as outlined, is reached. This is an ambitious building program for civilian hospitals to say the least, but it does not end there.

Financing Plan Outlined

The report calls for accomplishment further by increasing in 1949 the percentage of the federal contributions (now one-third of estimated cost) and by encouraging the states to make their own contributions large enough "that impoverished areas, which also are the areas of greatest need, will be able to finance their smaller share of total costs." Still another supposition toward this suggested expanding program would involve partial federal financing of operation and maintenance. This would be started in 1949 so that inadequate income would no longer constitute a barrier to building hospitals in areas of greatest need.

When all this change in present modus operandi is calculated in terms of added expenditures, it comes to an annual outlay of \$485 million for hospital construction by federal, state and local sources. The federal share would be somewhere between \$200 million and \$240 million of this, according to Administrator Ewing's figures. Federal grants-in-aid to

(Continued on page 20)



Plugin Power
 within convenient radius
 of your equipment with

PLUGIN
BUSDUCT

FOR GREATER EFFICIENCY

in light and power distribution, more and more industrial plants are changing over to Plugin [®] Busduct because...

It's More Flexible! Plugin [®] Busduct provides a ready power source for new or old machinery anywhere along the line... and permits a quick change in plant layout without disrupting production.

It's More Economical! Plugin [®] Busduct eliminates costly temporary connections and long, expensive lead-ins;

greatly reduces maintenance costs and voltage loss.

It's More Efficient! Plugin [®] Busduct saves time in the installation and relocation of machinery and day-to-day maintenance of the electrical system.

Available in standard 10-foot sections, Plugin [®] Busduct provides convenient plugin outlets every foot of the way for [®] Shutbrak, [®] Klampswitchfuz or [®] Circuit Breaker Plugin Units. Busduct capacities: 250 to 1000 amps., 575 volts AC or less.

For more details, see your nearest [®] Representative (he's listed in Sweet's) or write for Busduct Bulletin No. 701.




Frank Adam Electric Co.

ST. LOUIS 13, MISSOURI

Makers of BUSDUCT • PANELBOARDS • SWITCHBOARDS • SERVICE EQUIPMENT • SAFETY SWITCHES • LOAD CENTERS • QUIKHETER

TO THE **ENGINEER** ... WITH AN INDUSTRIAL PLANT ON HIS DRAWING BOARD



HERE'S AN IDEA... For **STRAIGHT-LINE PRODUCTION LAYOUT**

Early in 1940, when we were considering the construction of our new factory building, we were confronted with the problem of vibration from presses located on the first floor of a four-story building at the old plant which was interfering with grinding equipment as high up as the fourth floor, where the tool room was located.


Our plan for the new factory building was to have, as near as possible, a straight-line flow of production from the raw material to the finished product. This necessitated the placement of some of our presses in close proximity to various precision machines.

During the year of 1940, a test was made by placing presses on Korfund Isolators in the four-story building to study the effect on nearby equipment, and the results were found to be very satisfactory—so satisfactory indeed, that orders were placed for furnishing all of our press equipment with isolators. Therefore, in 1942, when our plant was moved to the new building, our equipment was 100% isolated.


Since 1942, to the present time, the results of using the Korfund Isolators have been very successful and effective. If the Korfund Isolators were not installed in our new plant, we would have found it necessary to rearrange our equipment so that it would be widely separated and, in that case, the straight-line flow of production would not have been possible.

Another favorable effect that we have experienced in using the isolating equipment, is that the noise level in the factory area is considerably reduced.

Very truly yours,
THE CLEVELAND GRAPHITE BRONZE COMPANY
(Signed) L. E. Wilson, Plant Engineer
May 18, 1948



Korfund Vibration Control for over 200 presses made possible Straight-Line production — and Cleveland Graphite Bronze Co. received Cleveland's Chamber of Commerce award as "The finest large industrial plant constructed in Cuyahoga County in 1941-42."



KORFUND VIBRATION CONDITIONING reduces building damage, machinery maintenance costs, work spoilage, and provides the more quiet atmosphere that increases employee efficiency.

And—in schools, hospitals, stores, multiple-housing units—wherever air conditioning or other machinery can transmit vibration and create a noise nuisance—Korfund mountings enable you to plan installations at the most practical location for efficient operation. Just send the coupon today for the New Korfund Specification Sheet.



THE KORFUND COMPANY, INC.
48-65 Thirty-Second Place • Long Island City 1, N. Y.
Please send me, without obligation, the 1948 Korfund Specification Sheet, describing Korfund Vibration Control Equipment—rubber, cork, and steel spring mountings—with Selector Chart for applications.

Name _____
Company _____
Address _____ City _____ State _____

THE RECORD REPORTS

(Continued from page 18)

states should provide 40 per cent of maintenance costs in all types of hospitals, the report states.

Sanitation Needs Revealed

In the field of sanitation needs as expressed in a nation-wide inventory, the contemplated expenditures go into the billions. FSA says that on the basis of this survey, recently completed, the full needs of the country with regard to sanitation are now known accurately for the first time. Based on present prices and costs, complete protection in every state where needed would cost \$7.7 billion — \$2.2 billion for water works, \$3.7 billion for sewage disposal, \$166 million for garbage disposal facilities, and \$1.6 billion for all types of sanitation facilities for rural homes including septic tanks and pure water sources.

There were some startling discoveries made in the state-by-state survey made over a two-year period. This FSA inventory revealed that over two million people in 5700 communities of over 200 population have no public water supply system; 79 million in 15,000 towns and cities have systems needing extension or improvements. The report continues: in rural communities, only 12 million persons are adequately served; 27 million need new or improved water supply systems.

Other tabulated needs:

Complete sewerage systems for 9000 towns and cities with a total population of six million;

Improved sewerage systems for nearly 10,000 cities and towns with almost 80 million;

New or improved systems for 33 million homes.

Pollution Control Planned

Architects will benefit by the first legislative step toward satisfying these demands — the passage of Public Law 845 by the 80th Congress providing loans of \$22.5 million a year for five years. These will go toward construction of treatment plants to reduce pollution of rivers and streams. Much of the designing work, if not virtually all of it, is expected to go to private practicing architects and engineers.

The Act is described as "only a good beginning" by Ewing. He says that by 1960 loans and grants for elimination of water pollution, for garbage disposal and for rural sanitation should total around \$400 million each year.

Nothing has been said of it publicly, but government officials are considering the pollution control program along

(Continued on page 22)

Draw your own
Conclusions!



**Check the Coupon
and
Check the Facts!**

- ✓ **SEE** how *Hi-Density* assures uniform opacity. Only VAN DYKE gives you HI-DENSITY lines that are uniformly opaque in drawings...and sharply white in prints.
- ✓ **NOTE** the *crisp, sharp prints*. Because you get blackness without thickness of lead deposit, there's a minimum of smudging and freedom from erasure-ghosts.
- ✓ **FEEL** how *smoothly VAN DYKE glides*. That's because VAN DYKE Microtomic Leads are made of pure crystalline graphite flakes—chemically reduced 100 times finer than is possible by old grinding methods.

- ✓ **TEST** the *stronger lead for longer wear*. A thermostatically controlled heat treatment produces extraordinary strength through the entire lead.
- ✓ **COMPARE** the *precision of grading*. Ninety-nine years of fine pencil making experience and the use of exacting formulae are your assurance of uniformity of lead in every degree.

**MICROTOMIC
VAN DYKE
HI-DENSITY
DRAWING PENCIL**



ROUND LEAD in 18 degrees from Sketch-Pad 7B Soft to Naval Architects' 9H Extremely Hard.

EXCLUSIVE CHISEL POINT—a rectangular lead that gives you 20% more line-production between sharpenings! Six degrees only—4B, 2B, HB, 2H, 4H & 6H.

TRADE MARKS REG. U. S. PAT. OFF.

EBERHARD FABER

Dept. AR-10, 37 Greenpoint Ave., Brooklyn 22, N. Y.

Yes, I'll be glad to try a Microtomic VAN DYKE.

Send me FREE a _____ regular lead or
a _____ Chisel Point.

Name _____


Firm _____

Street & No. _____

City & State _____

Dealers Name _____

DAYLITER *by* *Smithcraft*



For DAYLIGHT INSIDE

• A fluorescent fixture — original in design — slim and smart in appearance, with exclusive louver pattern for high efficiency, better light output and lower brightness. Now being used with complete satisfaction in schools, offices and stores. Daylites are easily installed and maintained. For complete information address Dept. 500.

Smithcraft
LIGHTING DIVISION
CHELSEA 50, MASSACHUSETTS

THE RECORD REPORTS

(Continued from page 20)

with other public works undertakings that together could constitute a sizeable construction buffer against unemployment in event of economic recession. Top federal works officials say that more than \$6 billion worth of public works construction should be wrapped up in prepared plans if it is to be effective in helping to neutralize a threatened depression. Plans had been completed on only \$4.5 billion worth of public projects when the law governing such projects expired at the end of June, 1947. Actual construction on this type of work and completion of plans for contemplated jobs since that date have just about balanced, leaving some deficiency in the public works reserve; that is, in the shelf of completed plans and specifications awaiting construction.

VA Preparing Standards

As this was written, the Veterans Administration was readying its own minimum construction standards for new homes financed with loans guaranteed under the GI Bill of Rights. Long awaited by builders as an important step toward simplification of the government's red tape proceedings, the announcement nevertheless was a disappointment to those who thought VA standards should conform to those of the Federal Housing Administration.

Advance information on the VA plans told of minimum standards pertaining to construction only, eliminating any property or architectural criteria. Lenders and real estate interests as well as the architects themselves would favor a broader base, including property and architectural stipulations.

The story is that VA has felt its way in establishing any minimum building standards at all, fearing in the beginning that it did not possess sufficient authority from Congress to make the standards stick. They have been under discussion at top policy levels in the agency for over two years. Almost ready for announcement at the time General Omar N. Bradley turned over the VA reins to Carl R. Gray, Jr., the standards were held up until Gray himself could study the matter and make the final decision. In fact, Gen. Bradley had before him the day he left VA construction, property and architectural standards ready for issuance. He felt, however, that his successor should decide the issue, it being a high policy determination.

About 10 months have passed since that time, and only now have the minimum construction standards for VA come into the open.

(Continued on page 24)

Plan Better Kitchens with **ELKAY**..

**THE QUALITY LINE
proved in service for
over a QUARTER CENTURY**

FACTS YOU SHOULD KNOW

Millions now accept only Stainless Steel to provide permanence, sanitation and lasting beauty.

Exclusive ELKAY one-piece bonded construction eliminates all seams — no crevices to harbor dirt and germs.

Housewives know that greater resilience means safer dishwashing — less hazard of breaking fine china.

Hot utensils can't mar the lustrous surface. Never a crack or craze from waste food disposer or automatic dishwasher action.

Will not chip, peel, flake or wear off — never can discolor.



UNMISTAKABLE MARK OF QUALITY

A Lustertone Stainless Steel Sink in the kitchen is a recognized mark of quality throughout the house. Specify ELKAY Lustertone and you benefit two ways:

1. You gain clients' lasting satisfaction and gratitude because Lustertone Sinks are guaranteed to outlast the home.
2. You build prestige and recognition for specifying the latest and best in kitchen equipment.

Beauty, sanitation, guaranteed permanence and utility combine to make ELKAY Lustertone the best sink buy today.

ELKAY
Lustertone®

SEVEN STANDARD SIZES

Now available from stock in 7 popular sizes. Single Bowl—54", 60", 72"; Double Bowl—66", 72", 84", 96".

CUSTOM BUILT

Fits any plan — meets any specifications for continuous drainboards and work surfaces without seams or joints.



A new type
GUARANTEE
on Lustertone
Sinks includes di-
rections for proper
use and care of stainless
steel.

JUST OFF THE PRESS


Latest information on available standard stainless steel units for the home, plus ELKAY products for hospitals, restaurants, and institutions contained in new catalog. Fully illustrated with photos and diagrams. Send for your copy today. Consult Sweets File—Architectural 23 a/6.



ELKAY—First choice of America's Leading Sanitary Engineers

ELKAY MANUFACTURING CO., 1870-K 54th AVE., CHICAGO 50, ILLINOIS

Planning a
**Chemical Plant
 Oil Refinery
 Paper Mill,**
 ... or an addition



**You can now get
 ASBESTONE**

Asbestos-Cement Corrugated Roofing & Siding

—the lifetime roofing and siding that's fireproof and corrosion-proof. Asbestone can't be damaged by weather, rats, or termites. No painting. No upkeep.

Here are a few of the many prominent users:

- LONE STAR CEMENT CORP.
- CALIFORNIA OIL CO.
- CHAMPION PAPER and FIBRE CO.
- ETHYL CORPORATION
- FREEMPORT SULPHUR CO.
- NEW ORLEANS PUBLIC SERVICE
- MOBILE PAPER MILL CO.
- CROSBY CHEMICALS, INC.
- STANDARD OIL OF N. J.
- UNIVERSAL ATLAS CEMENT CO.

Why we can assure you early delivery

We are concentrating on production of this single industrial product. Stocks are now ample to make some immediate shipments. Free Engineering Service, available on request, shows how Asbestone can be adapted to your needs.

ASBESTONE CORPORATION

5300 TCHOUPITOULAS STREET NEW ORLEANS 15, LA.

Specialists in Asbestos-Cement Building
 Products for over 25 Years

THE RECORD REPORTS

(Continued from page 22)

ON THE CALENDAR

Oct. 1-29: "Tomorrow's World — Work, Play and Live," exhibition sponsored by the New York Chapter, A.I.A.; New York Museum of Science and Industry, R.C.A. Bldg., Rockefeller Center, New York City.

Oct. 2-10: Construction Industries Exposition, Sam Houston Coliseum, Houston, Texas.

Oct. 3-31: "Building Today — Churches, Schools, and Theaters," exhibition of contemporary architecture, Akron Art Institute, Akron, Ohio.

Oct. 13-15: Fall Meeting, American Society of Civil Engineers, Statler Hotel, Boston, Mass.

Oct. 13-16: 15th Annual Meeting, National Assn. of Housing Officials, and 3rd Annual Exhibit of Building and Maintenance Products, Olympic Hotel, Seattle, Wash.

Oct. 11-13: Semi-Annual Convention, American Society of Tool Engineers, Biltmore Hotel, Los Angeles, Calif.

Oct. 18-22: 36th National Safety Congress and Exposition, sponsored by National Safety Council, Chicago.

Oct. 25-29: National Metal Exposition, sponsored by American Society for Metals, Philadelphia, Pa.

Oct. 26-28: "Instrumentation for the Process Industries," seminar course on automatic control, Agricultural and Mechanical College of Texas, College Station, Texas.

Nov. 15-17: Fall Meeting, American Oil Chemists' Society, Pennsylvania Hotel, New York City.

Nov. 29-Dec. 4: 18th National Exposition of Power and Mechanical Engineering, Grand Central Palace, New York City.

CONSTRUCTION REPORT

Building and construction contracts awarded in the 37 states east of the Rocky Mountains neared the billion-dollar mark in July to set the cumulative investment commitment volume for this year through July at a point 38 per cent higher than that reported for the first seven months of last year, F. W. Dodge Corporation statistics show.

The total of contracts in July in the 37 states amounted to \$962,685,000. This total was 46 per cent higher than that reported for July of last year and 3 per cent higher than the total for June of this year.

The sharp gains were reflected in all major classifications of construction, with nonresidential volume up 56 per cent over July of last year and 8 per

(Continued on page 160)

for better fluorescent lighting

DEMAND

*Certified
Ballasts*




• When you demand and insist on Certified Ballasts in fluorescent lighting fixtures—you're protecting your own best interests—as well as the users'.

Everyone benefits by using Certified Ballasts because they assure . . .

Full lamp life
Quiet operation

Rated light output
Dependable performance for fixture life

Strict specifications control the building of every Certified Ballast—Electrical Testing Laboratories, Inc., an impartial judge, then checks and tests them. You're surer of satisfaction with Certified Ballasts.



CERTIFIED BALLAST MANUFACTURERS

Makers of Certified Ballasts for Fluorescent Lighting

2116 KEITH BLDG., CLEVELAND 15, OHIO

CONSTRUCTION COST INDEXES — Labor and Materials

United States average 1926—1929=100

Presented by Clyde Shute, manager, Statistical and Research Division, F. W. Dodge Corporation, from data compiled by E. H. Boeckh & Associates, Inc.

NEW YORK

ATLANTA

| Period | Residential | | Apts., Hotels, Office Bldgs. Brick and Concr. | Commercial and Factory Buildings | | Residential | | Apts., Hotels, Office Bldgs. Brick and Concr. | Commercial and Factory Buildings | |
|-----------|-------------|--------|---|---|-----------------------|-------------|-------|---|---|-----------------------|
| | Brick | Frame | | Brick and Steel | Brick and Steel | Brick | Frame | | Brick and Steel | Brick and Steel |
| 1920 | 136.1 | 136.9 | 123.3 | 123.6 | 122.6 | 122.8 | 122.9 | 108.6 | 109.8 | 105.7 |
| 1925 | 121.5 | 122.8 | 111.4 | 113.3 | 110.3 | 86.4 | 85.0 | 88.6 | 92.5 | 83.4 |
| 1930 | 127.0 | 126.7 | 124.1 | 128.0 | 123.6 | 82.1 | 80.9 | 84.5 | 86.1 | 83.6 |
| 1935 | 93.8 | 91.3 | 104.7 | 108.5 | 105.5 | 72.3 | 67.9 | 84.0 | 87.1 | 85.1 |
| 1939 | 123.5 | 122.4 | 130.7 | 133.4 | 130.1 | 86.3 | 83.1 | 95.1 | 97.4 | 94.7 |
| 1940 | 126.3 | 125.1 | 132.2 | 135.1 | 131.4 | 91.0 | 89.0 | 96.9 | 98.5 | 97.5 |
| 1941 | 134.5 | 135.1 | 135.1 | 137.2 | 134.5 | 97.5 | 96.1 | 99.9 | 101.4 | 100.8 |
| 1942 | 139.1 | 140.7 | 137.9 | 139.3 | 137.1 | 102.8 | 102.5 | 104.4 | 104.9 | 105.1 |
| 1943 | 142.5 | 144.5 | 140.2 | 141.7 | 139.0 | 109.2 | 109.8 | 108.5 | 108.1 | 108.7 |
| 1944 | 153.1 | 154.3 | 149.6 | 152.6 | 149.6 | 123.2 | 124.5 | 117.3 | 117.2 | 118.2 |
| 1945 | 160.5 | 161.7 | 156.3 | 158.0 | 155.4 | 132.1 | 133.9 | 123.2 | 122.8 | 123.3 |
| 1946 | 181.8 | 182.4 | 177.2 | 179.0 | 174.8 | 148.1 | 149.2 | 136.8 | 136.4 | 135.1 |
| 1947 | 219.3 | 222.0 | 207.6 | 207.5 | 203.8 | 180.4 | 184.0 | 158.1 | 157.1 | 158.0 |
| May 1948 | 249.3 | 251.6 | 237.1 | 239.3 | 234.5 | 196.2 | 199.7 | 173.6 | 175.3 | 175.3 |
| June 1948 | 249.5 | 251.8 | 237.4 | 239.5 | 234.7 | 196.4 | 199.9 | 173.9 | 175.5 | 175.5 |
| July 1948 | 252.4 | 253.6 | 241.2 | 245.1 | 237.4 | 203.4 | 206.8 | 182.5 | 181.6 | 180.9 |
| | | | % increase over 1939 | | | | | % increase over 1939 | | |
| July 1948 | 104.4* | 107.2† | 84.5 | 83.7 | 82.5 | 135.7 | 148.8 | 91.9 | 86.4 | 91.0 |

| ST. LOUIS | | | | | SAN FRANCISCO | | | | | |
|-----------|-------|-------|----------------------|-------|---------------|-------|-------|----------------------|-------|-------|
| 1920 | 118.1 | 121.1 | 112.1 | 110.7 | 113.1 | 108.8 | 107.5 | 115.2 | 115.1 | 122.1 |
| 1925 | 118.6 | 118.4 | 116.3 | 118.1 | 114.4 | 91.0 | 86.5 | 99.5 | 102.1 | 98.0 |
| 1930 | 108.9 | 108.3 | 112.4 | 115.3 | 111.3 | 90.8 | 86.8 | 100.4 | 104.9 | 100.4 |
| 1935 | 95.1 | 90.1 | 104.1 | 108.3 | 105.4 | 89.5 | 84.5 | 96.4 | 103.7 | 99.7 |
| 1939 | 110.2 | 107.0 | 118.7 | 119.8 | 119.0 | 105.6 | 99.3 | 117.4 | 121.9 | 116.5 |
| 1940 | 112.6 | 110.1 | 119.3 | 120.3 | 119.4 | 106.4 | 101.2 | 116.3 | 120.1 | 115.5 |
| 1941 | 118.8 | 118.0 | 121.2 | 121.7 | 122.2 | 116.3 | 112.9 | 120.5 | 123.4 | 124.3 |
| 1942 | 124.5 | 123.3 | 126.9 | 128.6 | 126.9 | 123.6 | 120.1 | 127.5 | 129.3 | 130.8 |
| 1943 | 128.2 | 126.4 | 131.2 | 133.3 | 130.3 | 131.3 | 127.7 | 133.2 | 136.6 | 136.3 |
| 1944 | 138.4 | 138.4 | 135.7 | 136.7 | 136.6 | 139.4 | 137.1 | 139.4 | 142.0 | 142.4 |
| 1945 | 152.8 | 152.3 | 146.2 | 148.5 | 145.6 | 146.2 | 144.3 | 144.5 | 146.8 | 147.9 |
| 1946 | 167.1 | 167.4 | 159.1 | 161.1 | 158.1 | 159.7 | 157.5 | 157.9 | 159.3 | 160.0 |
| 1947 | 202.4 | 203.8 | 183.9 | 184.2 | 184.0 | 193.1 | 191.6 | 183.7 | 186.8 | 186.9 |
| May 1948 | 223.8 | 227.5 | 200.6 | 203.0 | 201.5 | 214.9 | 212.7 | 202.8 | 209.6 | 204.6 |
| June 1948 | 230.0 | 234.2 | 208.7 | 210.7 | 209.0 | 215.6 | 213.6 | 202.9 | 209.7 | 204.8 |
| July 1948 | 231.3 | 235.5 | 210.4 | 211.3 | 209.6 | 222.2 | 220.4 | 211.5 | 217.4 | 213.6 |
| | | | % increase over 1939 | | | | | % increase over 1939 | | |
| July 1948 | 109.8 | 120.1 | 77.2 | 76.4 | 76.1 | 110.4 | 121.9 | 80.1 | 78.3 | 83.3 |

The index numbers shown are for combined material and labor costs. The indexes for each separate type of construction relate to the United States average for 1926-29 for that particular type — considered 100.

Cost comparisons, as percentage differences for any particular type of construction, are possible between localities, or periods of time within the same city, by dividing the difference between the two index numbers by one of them; i.e.:

index for city A = 110

index for city B = 95

(both indexes must be for the same type of construction).

Then: costs in A are approximately 16 per cent higher than in B.

$$\frac{110-95}{95} = 0.158$$

Conversely: costs in B are approximately 14 per cent lower than in A.

$$\frac{110-95}{110} = 0.136$$

Cost comparisons cannot be made between different types of construction because the index numbers for each type relate to a different U. S. average for 1926-29.

Material prices and wage rates used in the current indexes make no allowance for payments in excess of published list prices, thus indexes reflect minimum costs and not necessarily actual costs.

These index numbers will appear whenever changes are significant.


*Erroneously reported for June 1948 as 202.0%; the correct June figure was 102.0%.

†Erroneously reported for June 1948 as 205.7%; the correct June figure was 105.7%.



"We hardly find any person of Good Sense
save those who Agree with Us"

DE LA ROCHEFOUCAULD • *Moral Maxims* • 1613-1680



"PERMANENCE, strength and beauty of the copper alloys make them ideal for architectural uses," write Earl P. Baker and Harold S. Langland in the *Architectural Metal Handbook*:

recently published by the National Association of Ornamental Metal Manufacturers. "A list of these uses would comprise many of the products of the Architectural Metal Industry, especially those whose value lies in beauty of material and the ability to grow old gracefully.

"The alloys of copper and tin, with occasional additions of zinc, or lead (*the 'brass' of scripture*) better known to us as bronze, is *architecture's noblest metal*. The works of sculptors of ancient times have been preserved to us through having been cast in bronze.

"A material of such distinguished tradition is a constant stimulus to the architect, the sculptor and the craftsman to high endeavor lest his creation be unworthy of so noble a material.

"Since the intrinsic value of the metal in any bronze installation is very small as compared

with the value of the skilled labor required to fabricate it, it would be unwise not to select the most suitable and most durable metal for the specific purpose. Architectural designers and specification writers should be familiar with the many copper alloys that are available and their uses and limitations."

Almost a century of service to architects, designers and specification writers assures us that the profession is widely informed and duly appreciative of the "noblest metal." Brief reference data on Anaconda Architectural Alloys (with which no busy man need tax his memory) will be found in 1948 Sweet's, File 6B-1. More detailed information may be had on request.

4823


Anaconda
ARCHITECTURAL BRONZE
THE AMERICAN BRASS COMPANY
 General Offices: Waterbury 88, Connecticut
Subsidiary of Anaconda Copper Mining Company
In Canada: ANACONDA AMERICAN BRASS LTD.,
New Toronto, Ont.

REQUIRED READING



Kedleston, Derbyshire, designed by Robert Adam. From "The Age of Adam"

A FAMOUS FOURSOME

The Age of Adam. By James Lees-Milne. B. T. Batsford, Ltd. (122 E. 55th St., New York 22), 1948. 6 by 9 in. viii + 184 pp., illus. \$6.00.

Since time immemorial sons have tended to follow in their fathers' footsteps: professions run through families as persistently sometimes as physical characteristics such as pug noses and red hair. Even so, it is a rare father who bequeaths his life work to not one but four sons, as did architect William Adam of Scotland back in the 18th Century.

William himself, says James Lees-Milne, was "the first strictly classical architect that Scotland produced." More important, he was a highly successful business man — always a help if you have four sons to educate. With malice aforethought, no doubt, he gave all four the best possible training in architecture. The result? The "Adam style."

"Repeatedly," comments Mr. Lees-Milne at the outset of *THE AGE OF ADAM*, "we overhear the untutored loosely ascribe any mid- or late Georgian, although less frequently early Georgian, building to the Adam brothers. The too common ascription indicates how far the terms 'Adam' or 'Adam style' have become household ones. As it happens, the Adam brothers' active lives and that of the greatest of the four, Robert, lasted only a little over a quarter of a century. In this volume we mean to postulate what is not so platitudinous as may at first appear, namely that the neo-classical or, as we prefer to term it,

the 'Adam style' emanated exclusively from Robert Adam."

To prove his point Mr. Lees-Milne has delved into letters, diaries and records of the time and recounts here the story of the brothers from their childhood and early education through to their acceptance as ultra-fashionable architects and designers, concluding with an able analysis of their work.

The brothers were an interesting quartet, as this book clearly shows. John, the eldest, inherited their father's 4000-acre estate, Blair Adam, and eventually made the care of it his life's work; although architecture for him was more of a recreation than a profession, he succeeded his father as Master Mason in North Britain to the Board of Ordnance, and built several fortifications at Fort George. Robert, next to John in age, was the talented one around whom the firm established by the four revolved; his abilities were recognized early by his brothers, who turned all their efforts toward the furthering of his career. James, the third son, served as chief of staff in the firm. "He was a neat draftsman," Mr. Lees-Milne declares, "a scholar, and like his father an excellent business man. But unlike Robert, he possessed little genius. . . ." His name, however, was associated with that of Robert in the design work of the firm. William, Jr., the youngest, looked after the firm's finances, apparently with no marked success, but earned a place in history by carefully preserving 53 volumes of Robert's drawings, which he willed to his niece. These volumes she subsequently sold to Sir John Soane, in

whose museum they now are preserved.

How the four worked together, what people and events had their influence on Robert's designs, what effect his work had on his contemporaries and successors — these are the subjects with which Mr. Lees-Milne deals. Plans and photographs are scattered throughout the book, illustrating the many-faceted character of the brothers' achievements.

Most interesting chapter in the book, probably, is that summing up Robert Adam's three distinct periods of work: the early period, 1758–1770, in which he specialized in country houses; the middle period, 1770–1780, street houses; and the late period, 1780–1792, public buildings. Here Mr. Lees-Milne not only describes and tells the history of the buildings themselves, but also gives a critical analysis of each and a summary of Adam's characteristics in each period. For instance: "The tendency was for the buildings of Robert Adam's early period to display exteriors composed of boldly projecting masses and supported by gigantic orders in the Roman style. . . . His interiors of this period are likewise divided into rather large units, embracing bold naturalistic motifs."

"In his middle period," the author continues, "Adam's exteriors lost their plastic for linear values. . . . The result was that Adam's exteriors became less satisfactory, with the suppression of projections and reliefs, except upon his façades of narrow street architecture, where the suppression was not ill-considered and the ensuing austerity looked well enough." Nonetheless, these London town houses were masterfully planned, and splendid in their detail.

As for the last period of Adam's career, it was, says Mr. Lees-Milne, "one of ambitious promise, but almost consistent unfulfilment." It was in this period that he made plans for Cambridge and Edinburgh Universities, almost wholly unrealized, and gave his attention to monumental town planning schemes.

THE AGE OF ADAM is an interesting book, and an instructive one, scholarly without being erudite. It should appeal as much to the lay public as to the architect and architectural student, the decorator, and the antiquarian.

TEXTBOOK ON MASONRY

Masonry Simplified. By J. Ralph Dalzell and Gilbert Townsend. Vol. I: Tools, Materials, Practice. Vol. II: Practical Construction. American Technical Society (Drexel Ave. at 58th St., Chicago 37, Ill.), 1948. 5½ by 8 in. Vol. I, xii + 368 pp., illus., \$4.50. Vol. II, xii + 406 pp., illus., \$5.00.

Intended primarily as a textbook for masons, these two volumes are sure to be widely used also by architects, contractors and builders, who will find them excellent reference books on masonry

(Continued on page 30)

READ

what America is
saying about
ayr-trap!

COLONIAL SAND & STONE CO.

INCORPORATED
30 ROCKEFELLER PLAZA
NEW YORK 20, N.Y.

TELEPHONE
CIRCLE 5-5400

A. C. Horn Company, Inc.
Long Island City, N. Y.

October 2, 1947

Gentlemen:

We have been using Ayr Trap on many thousand yards of concrete for approximately one year.

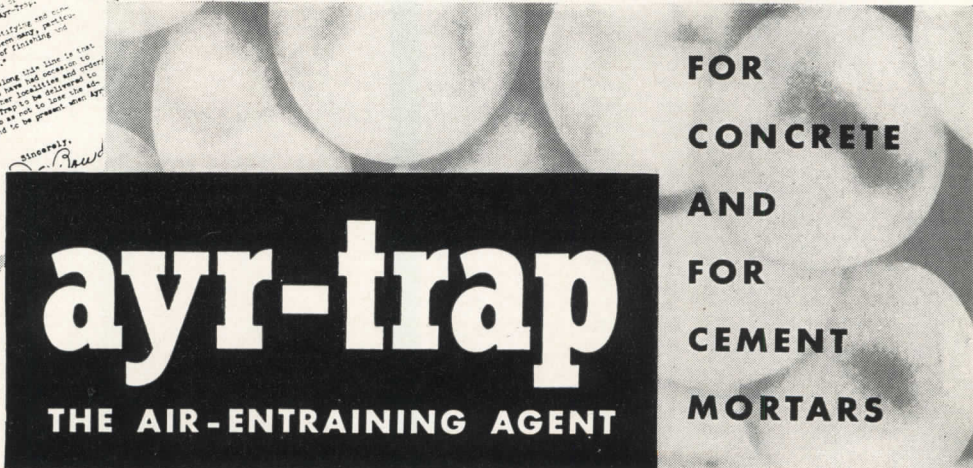

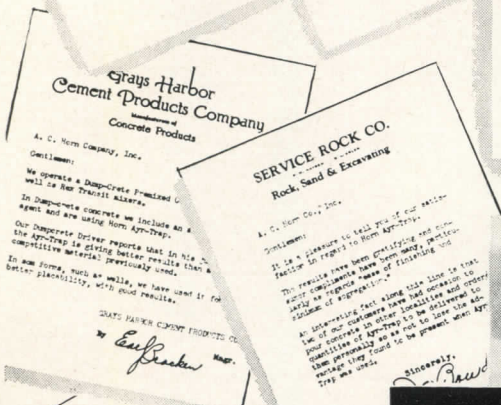

Our experience with Ayr Trap has been entirely satisfactory.

We have found:

1. Concrete with this mix does not suffer any reduction in strength in the richer mixes and in the leaner mixes show an increase in strength.
2. Same is not sensitive to variations in the type and amount of sand incorporated in the mixes, therefore, we are not called upon to change the amount we add everytime a new sand or a different mix is used.
3. No elaborate equipment is necessary for dispensing same. Ordinary pint measure is used. Variations on the recommended quantities does not seriously affect the results.
4. Adding this material to the mixes simplifies our plant operations in that we do not have to tie up any storage honners as would be required with the interground cement. Errors that would result with the variations of cement as required are reduced.

Very truly yours,
COLONIAL SAND & STONE CO., INC.


Frank L. Kelly
Frank L. Kelly
Vice President



FOR
CONCRETE
AND
FOR
CEMENT
MORTARS

ayr-trap
THE AIR-ENTRAINING AGENT

A.C. HORN COMPANY, INC.

SUBSIDIARY OF

CHEMICAL CORPORATION

Write today for
important data on
Ayr-Trap as used
by these big firms
to save money

Manufacturers of Materials for Building Maintenance and Construction
10th Street & 44th Avenue, Long Island City 1, N. Y. • HOUSTON • CHICAGO • SAN FRANCISCO • TORONTO

Look at *Both Sides* for extra advantages of **KINNEAR**



When you're deciding on doors, consider the many advantages on *both sides* of Kinnear Steel Rolling Doors. Inside and outside, you have full use of all wall and floor space at doorways. The *interlocking-slat* steel curtain rises *straight upward*; opens and shuts smoothly and easily. It coils in a compact roll above the doorway, completely out of the way; out of reach of wind or vehicle damage. When shut, Kinnear Rolling Doors are all-metal barriers against fire, storm, theft, and intrusion.

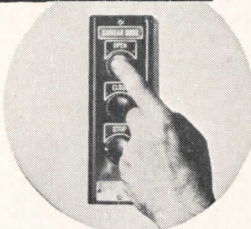
These rugged Kinnear Rolling Doors give long-time, low-maintenance service. Their modern straight-line design blends with all architectural styles. They are individually engineered to fit any size opening in new or old structures. For fullest operating ease and time-saving convenience, install Kinnear Rolling Doors with instant-acting Kinnear Motor Operators and push-button controls. (Manually operated doors easily motorized, too.)

Inside and out, Kinnear Rolling Doors combine all features that save manpower, reduce heating and air-conditioning costs by promoting prompt door closure, and extend plant efficiency right up to the doors. Write today for details.


The **KINNEAR Manufacturing Co.**
 FACTORIES
 1860-80 Fields Ave. • Columbus 16, Ohio
 1742 Yosemite Ave. • San Francisco 24, Calif.
 Offices and Agents in Principal Cities

- ★ Inside coiling upward-action
- ★ Outside sturdy steel surface
- ★ Inside space-saving features
- ★ Outside unobstructed opening
- ★ Inside easy-to-reach control
- ★ Outside attractive appearance

Remote control by push-button from any point saves you time, steps, effort.



Husky KINNEAR Motor Operator lifts, lowers, stops door electrically.



Saving Ways in Doorways
KINNEAR
 ROLLING DOORS

REQUIRED READING

(Continued from page 28)

construction. Both volumes are well illustrated and carefully indexed. Together they cover every possible phase of modern masonry practice.

All the fundamentals of masonry construction are discussed and illustrated in the first of the two volumes, with three chapters devoted to a study of the cementitious materials used, and a fourth given over to a beautifully clear lesson in blueprint reading. All this makes fine background material for the following chapters on concrete masonry, structural clay tile and brick masonry, and a final one on walks, drives and steps.

Volume II is concerned not with principles but with practice, and it is this volume that is likely to be of chief interest to the architect. Starting with a chapter on building forms for concrete, it carries through footings, foundations and waterproofing, beams and lintels, column design and construction, chimneys, fireplaces, walls and partitions, all the way to septic tank systems.

Messrs. Dalzell and Townsend and their illustrator, Arthur E. Burke, have presented all this wealth of material in consistently simple form so that even a brand new apprentice could understand it. Particularly useful features of the two volumes are the introductory notes to each chapter, the lists of questions answered in each chapter, the very complete review questions, and the large and easily understandable illustrations.

BOOKS FROM ENGLAND

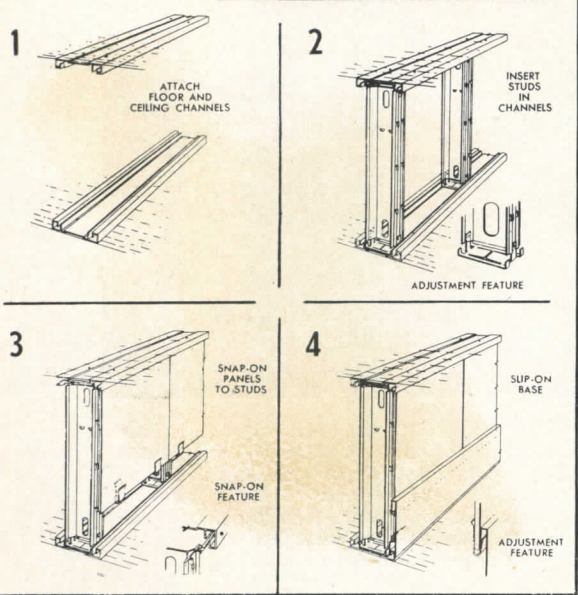


BRITISH HOUSING PLANS

Home and Environment. By Walter Segal, Leonard Hill, Ltd. (17 Stratford Place, London, W. 1, Eng.), 1948. 9 by 11¼ in. xviii + 226 pp., illus. 37s. 6d.

Lively activity in the fields of housing, redevelopment and urban replanning in Great Britain has produced a wealth of published material on those subjects, and HOME AND ENVIRONMENT is an excellent addition to the list.

The book is divided into three main sections: The Small House; Flats and Maisonettes; and Site Planning. Under the first heading several different types of housing are studied, including detached and semi-detached houses, terrace and patio houses. Here, as again in the second section, each plan solution is discussed from the standpoints of living requirements, position of various rooms and service facilities, advantages and disadvantages, etc. The third and final section, Site Planning, receives

(Continued on page 220)




EASY ON THE EYES! Martin-Parry Metlwal Movable Partitions and Panelings are factory finished in rich, natural wood grain reproductions or baked enamel finishes in a wide variety of colors. These beautiful surfaces will not chip, crack or craze . . . *do not reflect harsh, metallic light* . . . are Bonderized against rust and corrosion.

EASY TO ERECT! Four simple steps are taken to install Metlwal. Workability is complete since all panels and parts may be cut on the job, as shown at the left. *And the Metlwal panel can be handled in full-size by one man.*

MODERN PRODUCTION FACILITIES! Martin-Parry's modern, fully automatic production equipment . . . in our new Toledo plant (below) . . . insures uniformity necessary to preserve the interchangeability of Metlwal panels. Martin-Parry's painstaking quality-control pays dividends in long-wearing installations that hold maintenance costs to a new low.

WRITE TODAY for your copy of our latest catalog A-10. See how Metlwal can help you plan beautiful interiors—quickly cover interior walls and divide space—with *only a few standardized parts, from local distributors' warehouse stock.* Learn why Metlwal is easily movable without waste—easy to maintain—eliminates the need for plaster in new construction and for filler boards of other materials at ends or above cornice level. Just drop a line to: Martin-Parry Corp., Toledo 1, Ohio.



METLWALS

**ALL-FLUSH PANELING
MOVABLE PARTITIONS**


68 Years of Service

**ENGINEERING AND ERECTING SERVICE AND
WAREHOUSE STOCKS FROM COAST-TO-COAST**

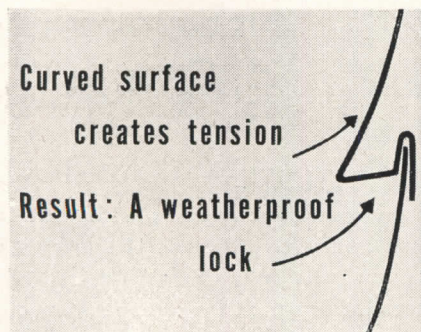
It's time to forget previous ideas about Aluminum siding!




Kaiser Aluminum Siding is a completely *new kind* of building material, made of highest grade aluminum, roll-hardened by precision machinery. It's a strong dent-resistant siding, with *permanent* beauty unmarred by knots, splits or sawing scars.



So—first of all—forget about waves or buckles with Kaiser Aluminum Siding! It has a pre-formed curved surface! As each piece is nailed down, the curve produces a rigid surface tension which eliminates distortion.



And this **exclusive** curved surface does even more. It is a deliberately engineered feature which makes this the strongest aluminum siding ever known. When lower edges are nailed down, the curve creates a tension which results in absolutely weathertight joints. And it creates beautiful clean lines.



Forget about high costs with Kaiser Aluminum Siding! It actually *saves* you money in many ways. Its light weight speeds construction, cuts labor costs—and its application requires no special tools. What's more, it takes fewer nails and its non-porous surface requires less paint. Paint goes on faster, too!



Your clients can forget about maintenance! Kaiser Aluminum Siding will never rot, rust, warp or crack in any climate! It's fire-resistant, can't be damaged by rats or termites. It comes from the mill with its surface especially prepared and prime coated to assure extra firm paint adherence and lasting finishes.

No other material can match the unique combination of advantages of Kaiser Aluminum Siding! Write now for free booklet packed with information, pictures and diagrams!

Kaiser Aluminum Siding specifications:

| | |
|---|--|
| Length | . . . 10, 12, 14 and 16 ft. standard lengths |
| Width | . . . 6 $\frac{1}{8}$ " Thickness .030" |
| Weight | . . . 580 lbs. per 1146 base feet (1000 sq. ft.) |
| Shipped in cartons containing 200 base feet, weighing 106 lbs. overall. | |

Kaiser Aluminum




SIDING

product of Permanente Metals Corp.

SOLD BY PERMANENTE PRODUCTS COMPANY, KAISER BUILDING, OAKLAND 12, CALIFORNIA . . . WITH OFFICES IN:
 Atlanta • Chicago • Cincinnati • Cleveland • Dallas • Detroit • Houston • Indianapolis • Kansas City • Los Angeles • Milwaukee
 Minneapolis • New York • Oakland • Philadelphia • Portland, Ore. • Salt Lake City • Seattle • Spokane • St. Louis • Wichita

**AT HOME
ACROSS
AMERICA**

On blueprints from coast to coast . . .
from Connecticut hideaway to
California ranch house . . . clay
tile sets the style to brighten and
beautify today's homes.
House Design is on the march . . .
and the timeless advantages of
genuine clay tile keep pace,
with modern colors and patterns
that contribute to any decorative
theme. Yes, America's homeowners
thank you when genuine clay tile
is specified.



THE MODERN STYLE IS


GENUINE CLAY
tile

how to plan better rooms

Clay tile for floors, walls, drainboards and counter tops combines brightness, cleanliness and efficiency . . . never needs waxing, polishing or painting.



There's no need to worry about what kind of abuse this floor will take. Tile keeps its fresh, spic-and-span appearance for a lifetime.



Center the design theme of living-dining area around a colorful tile fireplace. Murals of tile also individualize the room, relate it to the owner's interests.



Sparkling clay tile colors in a modern pattern create a powder room of distinctive beauty . . . as easy to clean and to keep clean as a china dish.

IN THE MODERN STYLE WITH


GENUINE CLAY

tile


Colorful tile walls and floors highlight any decorative theme . . . and you'll find no recurring charges for repairs, redecoration or replacement.



Genuine clay tile is the first choice of architects and decorators alike because of the design flexibility it offers. Its clear, rich colors in many shapes and sizes make possible modern patterns that are pleasing and distinctive. Lovely to look at —and to live with—tile is always in smart style.



Get gleaming cleanliness and practical efficiency with clay tile walls and floor . . . stainproof, won't fade or darken, is not affected by continued dampness.



Homeowners will thank you for planning a terrace or outdoor porch floor of genuine tile . . . durable and easy to clean . . . no problems of warping, shrinking or resurfacing.

IMPORTANT

**only Clay Tile gives you
all these advantages**

- ✓ Long range economy
- ✓ Resistance to cracking, chipping
- ✓ Easy to keep clean
- ✓ Fireproof
- ✓ Permanent color
- ✓ Resistance to abrasion
- ✓ Unaffected by acids, alkalis
- ✓ Low maintenance cost
- ✓ Non-absorbent and waterproof
- ✓ Stainproof and vermin-proof
- ✓ For floors, walls or ceilings
- ✓ For indoor or outdoor use
- ✓ Modern patterns and colors
- ✓ A Lifetime of Service

How to get more information about tile

S

Tile Council of America
10 East 40th Street
New York 16, New York

I would like to receive information about genuine clay tile for walls and floors as checked below.

Data Sheet on Tile. 4 pages. Describes the types, sizes, shapes, and colors of clay floor and wall tile manufactured by the tile industry.

"Ceramic Tile in Church Construction," reprint of article by Alfred A. Frantz which appeared in Church Management.

"Basic Course in Tile Setting" . . . Introductory textbook for apprentices. Available free to apprentices and to dealers employing apprentices. Others may obtain this textbook for \$2.75.

NAME _____

COMPANY _____

STREET _____

ZONE _____ STATE _____

CITY _____

THE TILE COUNCIL OF AMERICA

ROOM 3401: 10 EAST 40th STREET
NEW YORK 16, NEW YORK

ROOM 320: 639 SOUTH SPRING STREET
LOS ANGELES, CALIFORNIA

The Tile Council of America was formed in January 1945 to provide a central source of information about floor and wall tile, and to sponsor research and development projects designed to increase the usefulness of tile in all types of private and public building.

Participating Companies

- American-Franklin-Olean Tile Company
Lansdale, Pennsylvania
- Architectural Tiling Company, Inc.
Keyport, New Jersey
- Atlantic Tile Manufacturing Company
Matawan, New Jersey
- B. Mifflin Hood Company
Daisy, Tennessee
- California Art Tile Corporation
Richmond, California
- Cambridge Tile Manufacturing Company
Cincinnati, Ohio
- Carlyle Tile Company
Ironton, Ohio
- General Tile Corporation
El Segundo, California
- Gladding, McBean & Company
Los Angeles, California
- Mosaic Tile Company
Zanesville, Ohio
- Murray Tile Company, Inc.
Cloverport, Kentucky
- National Tile & Manufacturing Company
Anderson, Indiana
- Olean Tile Company
Olean, New York
- Pacific Clay Products
Los Angeles, California
- Pacific Tile and Porcelain Company
Paramount, California
- Pomona Tile Manufacturing Company
Los Angeles, California
- Robertson Manufacturing Company
Trenton, New Jersey
- Sparta Ceramic Company
East Sparta, Ohio
- Summitville Face Brick Company
Summitville, Ohio
- United States Quarry Tile Company
Canton, Ohio

RIGHT AT HOME ON FIFTH AVENUE . . .

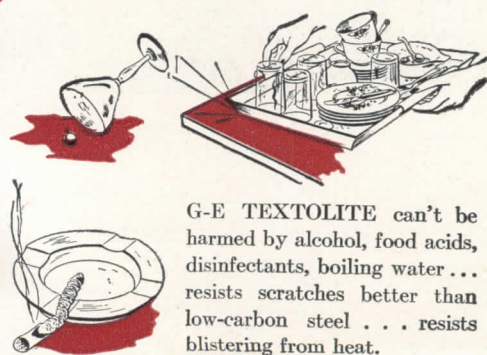


G-E Textolite plastics surfacing blends with the rich modern decor of the St. James Restaurant, Fifth Avenue, New York City.

● Smart appearance invites more customers . . . that's why General Electric Textolite table tops are so popular in restaurants and hotels.

Handsome General Electric Textolite surfacing helps dress up tables and counters in . . . cocktail bars . . . cafeterias . . . soda fountains . . . wherever hard use calls for exceptional durability. The laminated construction of this rugged plastics sheet stands up under shock. It resists scratching better than low carbon steel. And its stainproof luster is unmarred by alcohol, food acids, disinfectants, or scalding liquids. Even a burning cigarette won't blister its smooth finish.

Find out more about General Electric Textolite surfacing. You can choose from many standard colors and designs to match your decorative scheme. Get your free copy of the *illustrated booklet* which shows these standard patterns *in full color*. Just drop us a line, or use the coupon. Your fixture manufacturer will gladly equip your new counters and tables with Textolite surfaces in the pattern you select. Plastics Division, Chemical Department, General Electric Company, 1 Plastics Avenue, Pittsfield, Mass.



G-E TEXTOLITE can't be harmed by alcohol, food acids, disinfectants, boiling water . . . resists scratches better than low-carbon steel . . . resists blistering from heat.

General Electric Co.,
Section AW-10 -
1 Plastics Avenue
Pittsfield, Mass.

Send me a free copy of "Textolite Decorative Surfacing Materials for Table and Counter Tops."


Name.....
Business.....
Address.....
City.....State.....



GENERAL ELECTRIC
®Reg. U.S. Pat. Off. CD48-D11 E
EVERYTHING IN PLASTICS

AIR CONDITIONING BY CARRIER

repeat
performance



Clean, cool comfort—provided by Carrier System Weathermakers—is attracting more customers and selling more merchandise for chain stores everywhere. Proof of this is the many repeat orders placed by leading chains for these dependable, efficient air conditioning units.

Dozens of prominent chains have installed them in as many as 40 to 50

stores—and some have hundreds!


They give the client the full benefit of efficient, made-to-measure air conditioning with all the economy and convenience of a standard, factory-assembled unit. System Weathermakers can be used singly or in groups to fit the individual need. They can be fitted with heating coils for year-round service.

System Weathermakers, like Carrier refrigeration and self-contained units, bear the stamp of Carrier's pioneering research and long experience in air conditioning. Carrier engineers for years have worked closely with architects and consulting engineers to help insure peak performance on every job. Carrier Corporation, Syracuse, New York.




AIR CONDITIONING • REFRIGERATION • INDUSTRIAL HEATING

STEEL DECK . . .



**INSULATED STEEL WALL
(FIELD CONSTRUCTED)**



**INSULATED STEEL WALL PANELS
(PREFABRICATED)**

INSULATED STEEL WALLS

Mahon Insulated Steel Walls are Available in Two Types as Illustrated Above. Heat Transmission Coefficient "U" Equivalent to 18" Solid Masonry Wall.

for ROOFS and WALLS!

The use of steel for roof decks and siding of industrial and commercial buildings continues to gain favor with architects and builders, as well as management. The building illustrated above, which is a new plant for Mechanical Handling Systems, Inc., is a typical application of Mahon Steel Deck Roof and Mahon Steel Wall construction . . . both roof and walls may be insulated or not to meet any requirement of occupancy or geographic location. See Mahon Inserts in Sweet's Files for complete information, construction details and specifications . . . you will find that Mahon Steel Deck, due to its basic design, lends itself to a broader range of uses in modern construction.

T H E R . C . M A H O N C O M P A N Y


HOME OFFICE and PLANT, Detroit 11, Mich. • WESTERN SALES DIVISION, Chicago 4, Ill.

Representatives in all Principal Cities

Manufacturers of Steel Deck for Roofs, Sidewalls, Ceilings, Floors, Partitions and Doors. Also Roof Sumps and Recesses, Rolling Steel Doors, Grilles, and Underwriters' Labeled Rolling Steel Doors and Fire Shutters.

M A H O N

Another Building of Distinction



Progress Photographs
August 9, 1948

HERMAN HOSPITAL and HERMAN PROFESSIONAL BLDG.

HOUSTON, TEXAS

KENNETH FRANZHEIM, Architect



These magnificent buildings are rapidly nearing completion. They are dedicated to humanity. They were made possible through the generosity of big-hearted Houston citizens.

It is with pleasure that we add these two splendid structures to the constantly growing list of "Buildings of Distinction" in which Sealuxe Browne Folding-Type Windows were installed.



Sealuxe Browne Folding Type Windows

Universal

"Miracles in Metals"

CORPORATION

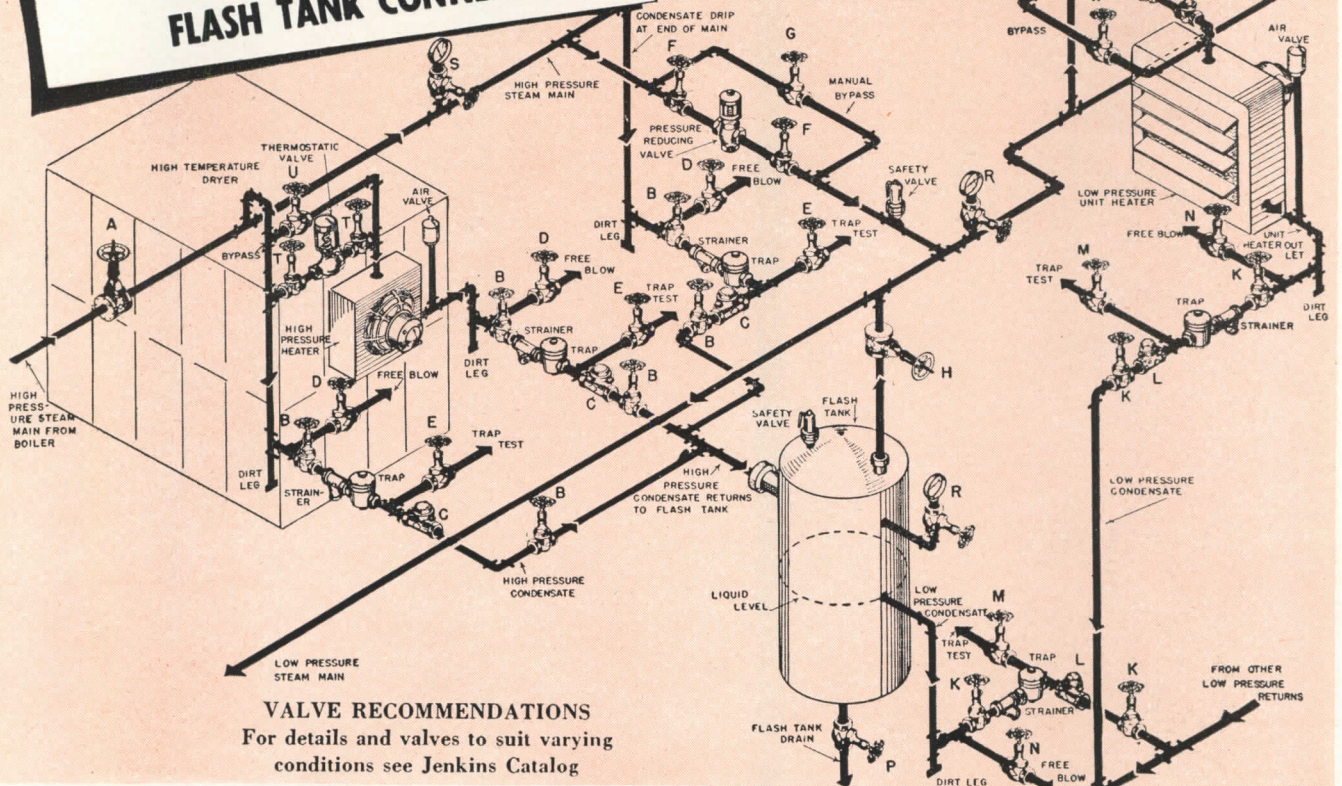
QUALIFIED SALES REPRESENTATIVES
IN ALL ARCHITECTURAL CENTERS

6710 DENTON DRIVE, DALLAS 9, TEXAS

DISTRICT OFFICES: LOS ANGELES, CALIF. • DAYTON, OHIO • DES MOINES, IOWA • HOUSTON, TEXAS

Jenkins PRACTICAL PIPING LAYOUTS 36

How to plan HIGH PRESSURE CONDENSATE FLASH TANK CONNECTIONS



VALVE RECOMMENDATIONS
For details and valves to suit varying conditions see Jenkins Catalog

| Code | Quan. | Jenkins Valves | Service |
|------|-------|-----------------------------|---|
| A | 1 | Fig. 253 IBBM Gate | High Pressure Steam Main Shutoff |
| B | 6 | Fig. 670 Bronze Gate | High pressure Trap Shutoffs |
| C | 3 | Fig. 762 Bronze Swing Check | Prevent High Pressure Condensate Back flow |
| D | 3 | Fig. 106-A Bronze Globe | Free Blow for Condensate |
| E | 3 | Fig. 106-A Bronze Globe | High Pressure Trap Test |
| F | 2 | Fig. 49 Bronze Gate | Pressure Reducing Valve Shutoff |
| G | 1 | Fig. 956 Bronze Globe | Manual Control Bypass |
| H | 1 | Fig. 651 IBBM Gate | Condensate Flash Steam to Low Pressure Steam Main |
| K | 4 | Fig. 370 Bronze Gate | Low Pressure Trap Shutoff |

| Code | Quan. | Jenkins Valves | Service |
|------|-------|----------------------------|--|
| L | 2 | Fig. 92 Bronze Swing Check | Prevent Condensate Back-flow |
| M | 2 | Fig. 106-A Bronze Globe | Low Pressure Trap Test |
| N | 2 | Fig. 106-A Bronze Globe | Free Blow on Low Pressure Condensate |
| P | 1 | Fig. 106-A Bronze Globe | Flash Tank Drain |
| R | 2 | Fig. 106-A Bronze Globe | Pressure Gage Control |
| S | 1 | Fig. 743-G Bronze Needle | High Pressure Main Pressure Gate Control |
| T | 2 | Fig. 49 Bronze Gate | Thermostatic Valve Control |
| U | 1 | Fig. 956 Bronze Globe | Manual Bypass |
| V | 2 | Fig. 47 Bronze Gate | Thermostatic Valve Shutoff |
| W | 1 | Fig. 106-A* Bronze Globe | Manual Bypass |

(*Fitted with Jenkins Throttling Nut, Fig. 344)

Diagram by Huxley Madeheim Consulting Engineer

A central boiler with only one return main provides steam, in many installations, for a number of buildings spread over a wide area. To prevent disturbances caused by the flashing of the high pressure condensate discharge directly into the low pressure main, a condensate flash tank is usually installed.

Typical use of high pressure steam, in a dryer where it may be required at pressures up to 150 lbs. p.s.i., is shown in this layout. The high pressure condensate is

trapped and discharged to a flash tank in which a liquid level is maintained to provide water at all times. This protects the low pressure equipment from destructive effects of "blow through".

A pressure reducing valve system, complete with a three valve by-pass and safety valve, is shown for supplying the low pressure main directly from the high pressure main.

Consultation with accredited piping engineers and contractors is recommended


when planning any major piping installation. Copies of Layout No. 36, enlarged, with additional information, will be sent on request. Just mail coupon.

A CHOICE OF OVER 500 VALVES

To save time, to simplify planning, to get all the advantages of Jenkins specialized engineering experience, select all the valves you need from the Jenkins Catalog. It's your best assurance of lowest cost in the long run.

Jenkins Bros., 80 White Street, New York 13; Bridgeport, Conn.; Atlanta; Boston; Philadelphia; Chicago; San Francisco; Jenkins Bros., Ltd., Montreal.

LOOK FOR THIS  DIAMOND MARK
Since Jenkins Bros. 1864



JENKINS VALVES

For every Industrial, Engineering, Marine, Plumbing-Heating Service . . . in Bronze, Iron, Cast Steel, and Corrosion-resisting Alloys . . . 125 to 600 lbs. pressure.



Sold Through Reliable Industrial Distributors Everywhere

JENKINS BROS., 80 White Street, New York 13, N. Y.
Please send me a reprint of Piping Layout No. 36


Name

Company


Address



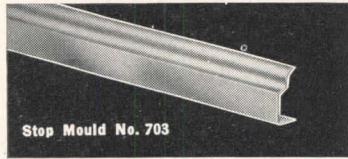
Casing Trim No. 711



Casing Trim No. 712



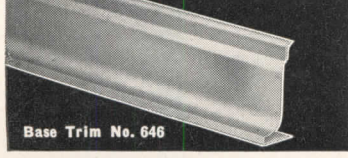
Casing Trim No. 713



Stop Mould No. 703



Window Stool No. 528



Base Trim No. 646

Milcor Applied Residential Trim

... Easy and economical to install after plastering..for the lasting beauty of STEEL

Quickly Installed!

The builder simply screws Milcor Applied Residential Trim directly to the rough bucks or to wood grounds. Matching accessories finish corners and ends (in most cases, it is unnecessary to mitre or cut casings to exact length) — or you can butt, cope, or mitre at corners. To reduce painting time and costs, Milcor Applied Casings and Trim come with a rust-inhibitive primer coat of paint.

Permanent!

Because they are made of 22-gauge steel, these casings and base trim provide definite advantages over trim of less durable material: They cannot

warp, split, crack, splinter, or rot. They cannot be damaged by mice, rats, or vermin. They cannot burn. They offer greater resistance to impact and shock. They last for the life of the building.

Versatile!

There are three styles of casing trim, two styles of base trim, a stop mould, and a window stool—all available. Accessory fittings include cast corner fittings, and closures, formed corner covers, and a mitre brace—all of the same contour and style as the trim sections.

For further information, write on your business letterhead for Milcor Applied Residential Trim bulletin.

INLAND STEEL PRODUCTS COMPANY

FORMERLY MILCOR  STEEL COMPANY

MILWAUKEE 1, WISCONSIN

BALTIMORE 24, MD.
CINCINNATI 25, OHIO
KANSAS CITY 8, MO.

BUFFALO 11, N. Y.
CLEVELAND 14, OHIO
LOS ANGELES 23, CALIF.
ROCHESTER 9, N. Y.

CHICAGO 9, ILL.
DETROIT 2, MICH.
NEW YORK 22, N. Y.

 **QUALITY**

 **DEPENDABILITY**

 **ECONOMY**

 **PRESTIGE**

 **PERFORMANCE**

 **SATISFACTION**

1ST

A. O. SMITH was the *first* to offer architects a completely satisfactory water heater that, without special attachments or accessories, **CANNOT** rust or corrode under any water condition.

Permaglas

TRADE MARK REG. U. S. PAT. OFF.

A SMITHway WATER HEATER*

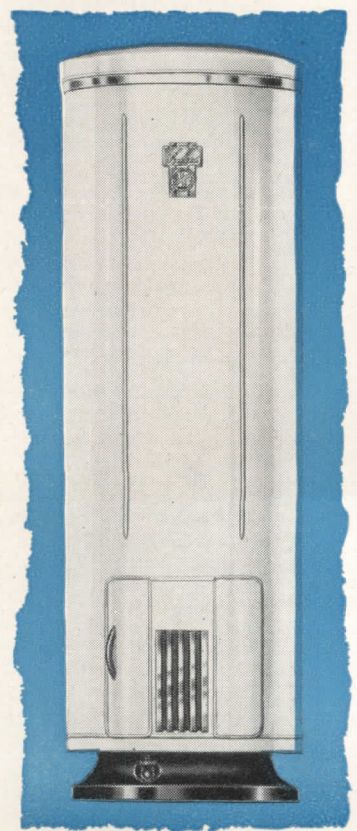
IN THE NEW HOME, the automatic water heater is too often the first thing to fail. But not the *Permaglas* Water Heater! Its glass-fused-to-steel tank **CANNOT** rust or corrode. Dependably, a *Permaglas* Water Heater provides completely satisfactory hot-water convenience . . . ever free of tank rust and corrosion dirt.

To specify hot-water satisfaction, specify "*Permaglas*" first! The coupon will bring you complete specifications. Send it now!

"Permaglas" Dealers



Display This Emblem



A. O. SMITH CORP.
Dept. AR-1048
Water Heater Division
Kankakee, Illinois

Send us complete specifications on these SMITHway Water Heaters:

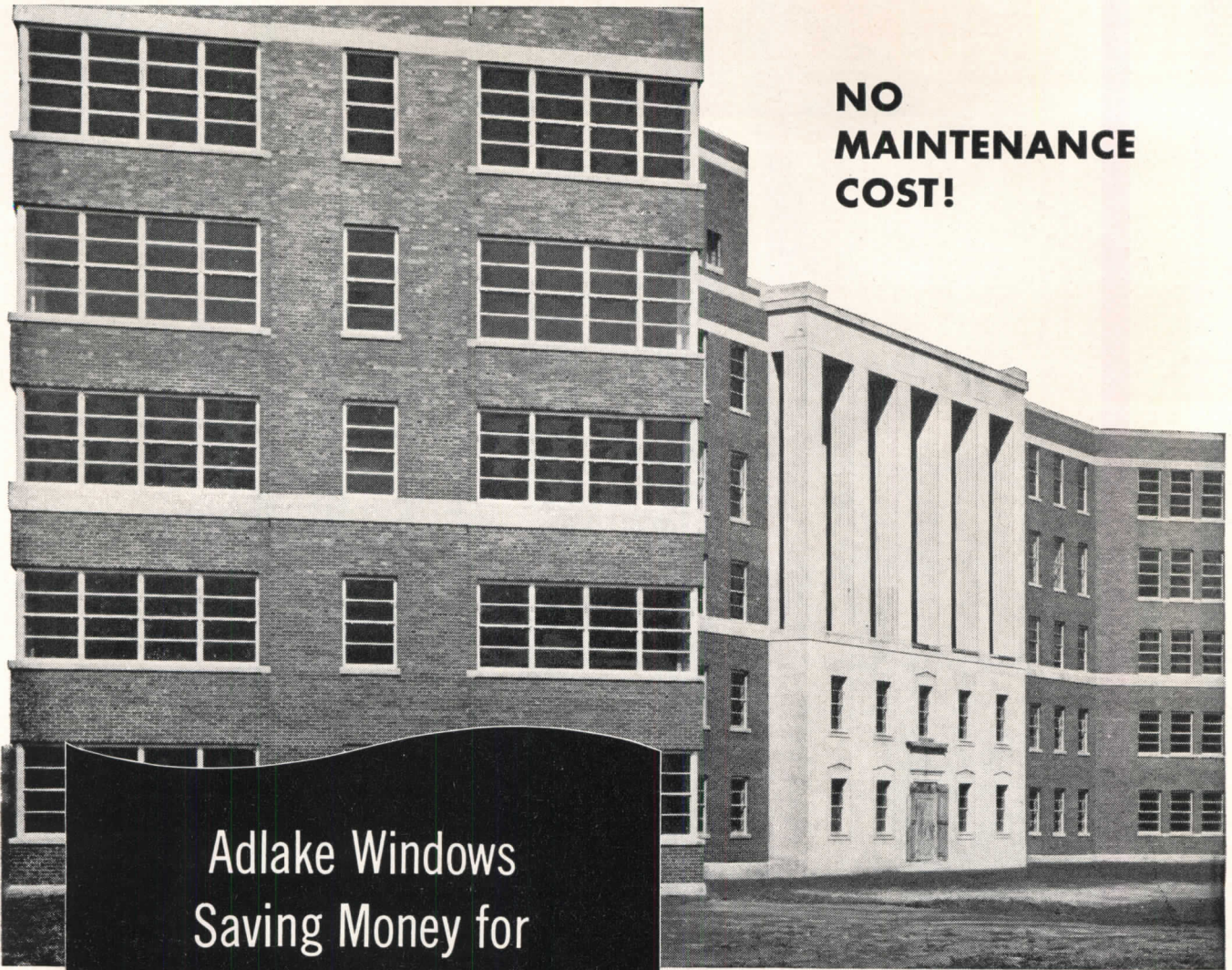
Gas Electric Both

Name _____
Firm _____
Street _____
City _____ State _____

A. O. SMITH Corporation • Atlanta 3 • Boston 16 • Chicago 4 • Dallas 1
Houston 2 • Los Angeles 14 • Midland 5, Texas • New York 17 • Philadelphia 3
Pittsburgh 19 • San Diego 1 • Seattle 1 • Springfield 3, Mass. • Tulsa 3
International Division: Milwaukee 1 • Licensee in Canada: John Inglis Co., Ltd.



*Also quality zinc-lined *Duraclad* and *Milwaukee* Water Heaters



**NO
MAINTENANCE
COST!**

**Adlake Windows
Saving Money for
Helen Rivas Clinic**

The 506 Adlake Aluminum Windows (Series 600) in the newly-built Helen Rivas Clinic*, Rochester, N. Y., will save the hospital a considerable sum, over a period of years, through *eliminating* maintenance costs. The windows will ultimately *pay for themselves* through this economy. Adlake windows require no painting, no maintenance other than routine washing! And they *last as long as the building*.

ONLY ADLAKE WINDOWS have the combination of woven-pile weather stripping and patented serrated guides that assures minimum air infiltration and absolute finger-tip control.

Adlake Windows never warp, rot, rattle, stick or swell. They look lovely and operate smoothly for the life of the building.

INFORM YOUR CLIENTS about the wiping out of maintenance costs and the long, worry-free service they can expect from Adlake Aluminum Windows. For complete data, drop us a post card today at 1102 North Michigan Avenue, Elkhart, Indiana. No obligation, of course.

**Architects: Kaelber & Waasdorp;
Contractor: A. W. Hopeman & Sons*

Adlake Aluminum Windows

have these "plus" features:

- Minimum Air Infiltration • Finger-tip Control
- No Warp, Rot, Rattle, Stick—No Painting or Maintenance • Ease of Installation

**THE
Adams & Westlake
COMPANY**

Established 1857 • ELKHART, INDIANA • New York • Chicago



**Furnishers of Windows
to the Transportation Industry
for over 30 years**

All Adlake double-hung windows carry this seal



BRIXMEN. MAKES GOOD


WORKMANSHIP EASIER!



When a nail or line pin is used, the hole should be plugged with mortar as soon as the nail is removed.



Nail holes frequently connect with voids in the head joints which in turn connect with unfilled furrows in the bed joint.



Water entering through the nail holes may travel through connecting voids and find an opening to the inside of the building.

Twenty years of research by many unbiased engineers have proved that "empty" joints are the chief cause of leakage in brickwork.

Brixment mortar is so unusually rich and plastic that any bricklayer can easily deliver *full joints*. With Brixment mortar there is far less temptation to do the "spot and dab" kind of brickwork which is most vulnerable to leakage.

In addition to extreme plasticity, Brixment has higher water-retaining capacity, better bond-

Nail holes are a frequent cause of leaks in masonry walls. If these holes happen to connect with voids in the head joints, water may enter, and then travel through connecting voids in the bed joint until it finds an outlet on the inside of the wall. *When a nail or line pin is used, the hole should be plugged with mortar immediately after the nail is removed.*

ing quality and greater durability under repeated freezing and thawing. It is this *combination* of advantages that has made Brixment the largest-selling masonry cement on the market.

LOUISVILLE CEMENT COMPANY, Incorporated, LOUISVILLE, KENTUCKY



High-Quality Metal Doors

Available Now!

The fine workmanship in Fenestra Fire-shield Swing Doors is evidenced in their trim appearance.

MANY USES—attractiveness and durability make these doors suitable for many uses—for entrances, exits, stairwells, communicating doors, etc.—for apartments, stores and other commercial buildings, factories, to mention a few.

AVAILABLE NOW—standardization of types and sizes enables your building supply dealer to carry ample stocks to fill almost any building need.

LOW COST—in two ways. (1) Lower first cost because standardization results in manufacturing economies. You get a sturdy metal door for far less than many doors now on the market. (2) Installation costs are reduced because swing doors come to the job complete with frames and hardware. No mortising, no drilling, no tapping, no prime painting. You're sure of a good fit.

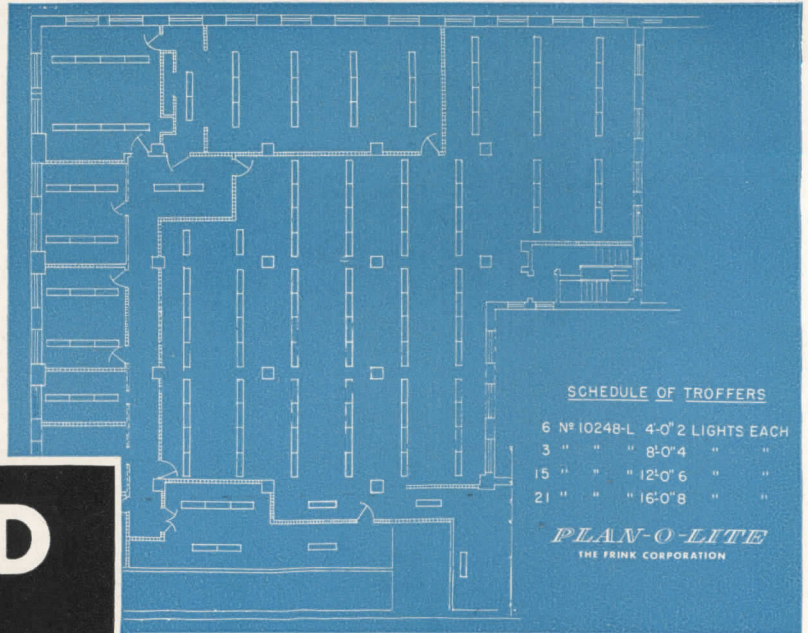
UNDERWRITERS' LABEL—Fenestra Fire-shield Doors are also available with Underwriters' B Label.

For full information on these doors, as well as on counterweighted doors, call the nearest Fenestra office, or write to Detroit Steel Products Co., Dept. AR-10, 2252 East Grand Blvd., Detroit 11, Michigan.

Fenestra



**FIRESHIELD SWING AND SLIDE
METAL DOORS**

1. THE RIGHT START . . . Frink is the *only* fixture manufacturer who offers you the **PLAN-O-LITE**, a custom-designed lighting layout developed exclusively for your individual needs by Frink engineers. Based on Frink's 90-year experience as *planned lighting* specialists for America's leading firms . . . and provided *at no extra cost*.



SOLVED
BY FRINK:
How To Give You
CUSTOM-Tailored Lighting
With Ready-Made Fixtures

2. THE RIGHT FIXTURE . . . No one but Frink gives you **L-I-N-O-L-I-T-E** fluorescent fixtures . . . with the many exclusive features and engineering "firsts" that make them outstanding in quality and value. Now available in 15 performance-tested designs, from which Frink engineers select the types best suited to your needs.



3. THE RIGHT RESULT . . . Here is the fine, efficient installation that resulted from the **PLAN-O-LITE** shown above . . . one of hundreds of lighting jobs that Frink has done for a list of customers that reads like the Blue Book of Business . . . with each job *guaranteed* to be *custom-engineered* for complete lighting satisfaction.

Directors' Room in the offices of the Associated Hospital Service of New York, where three entire floors are lighted by L-I-N-O-L-I-T-E Series 10 Troffers recessed in T-bar snap-in type acoustical ceilings.



CLIP THIS TO YOUR LETTERHEAD



SEE HOW IT'S DONE . . . The new Frink **PLAN-O-LITE** sample packet forcefully demonstrates the *how, why* and *wherefor* of engineered fluorescent lighting. It gives you eight **PLAN-O-LITE** layouts and engineering data for typical Frink installations, with photos of the outstanding results. **FREE** for the asking while the supply lasts. Write today to Dept. 10-AR.

THE FRINK CORPORATION 27-01 BRIDGE PLAZA NORTH, LONG ISLAND CITY, N. Y.



TILT-UP, the fast, economical method of concrete construction was used in building the new warehouse of the Merchants Transfer & Storage Company in Des Moines, Iowa—a 3-story structure 95x188 ft. in size.


TILT-UP construction is adaptable to single or multi-story structures of standard or individual design. It reduces form building and handling. It saves time, money and material.

In **TILT-UP** construction wall panels are cast flat in simple edge forms—usually right on the concrete floor—and then tilted up into position. Wall panels can be sized to meet a wide variety of requirements—with or without door or window openings. Cast-in-place piers and beams tie the panels together into one integrated unit.

TILT-UP structures have all the desirable qualities of any concrete building. They are firesafe, decay-proof, vermin-proof, termite-proof; clean, trim and neat in appearance. Their first cost is moderate, they give a lifetime of service, they cost little to maintain. That's **low-annual-cost** construction.

Learn more about this modern, time-saving, economical construction method. Write for free illustrated technical bulletins containing construction and design details. Distributed only in the United States and Canada.

TILT-UP
 ...for fast,
 economical
CONCRETE
 construction



Upper photo: View looking west on 3rd floor, with wall panel on platform ready for tilting. First floor panels were 15 ft. high, second and third floor panels 11 ft. high. All were 17 ft. 6 in. long and 6 in. thick. Lower photo: Architect's rendering of completed building at 9th and Vine Streets. Designed by Brooks-Borg, architects and engineers; built by The Weitz Company, Inc., contractors — both of Des Moines.

PORTLAND CEMENT ASSOCIATION

DEPT. 10-8 • 33 W. GRAND AVENUE • CHICAGO 10, ILLINOIS

A national organization to improve and extend the uses of portland cement and concrete . . . through scientific research and engineering field work

Never an Uncomfortable Moment in Our House

...We have **Hydro-Flo** Heating




A feature with proved sales appeal to home buyers

The home equipped with B & G *Hydro-Flo* Heating is truly a haven of luxurious winter comfort! Whether the heat distributing units are radiators, radiant baseboards, convectors or radiant panels, this *forced hot water system* provides the finest in automatic, controlled heating. B & G *Hydro-Flo* Heating owes its country-wide spread in popularity to its genuine merit—proved over and over again in thousands of homes! It is the system which affords the *instant, positive control* of heating so essential to real comfort . . . delivering just the right amount of heat for any weather condition. No overheating in mild weather and no lack of heat when the thermometer hits bottom. At all times, indoor temperature is maintained steadily at whatever degree is preferred. Naturally this precise measuring out of heat means utmost fuel economy.

Year 'round hot water a bonus feature


Where a B & G *Hydro-Flo* Heating System is installed, no separate water heater is required. The same boiler that heats the house also heats the domestic water—not only in winter but *all around the calendar!* What feature could have more appeal to the woman of the house than a bountiful supply of piping hot water . . . always ready for kitchen, laundry and bath . . . day and night.



B & G *Hydro-Flo* Heating equipment can be installed on any hot water heating boiler. Its extreme simplicity is a warranty of dependable operation.




BELL & GOSSETT
 Dept. AS-32, Morton Grove, Ill. *Company*



Send for this new 4-color booklet—it tells the complete story of B & G *Hydro-Flo* Heating Systems.

It's light... It's right... It's safe



THE NEW

"CD Series" of Luminaires

FOR BETTER LIGHTING • SAFER LIGHTING

IN CLASSROOMS

YOU CAN BE SURE...

IF IT'S

Westinghouse

Westinghouse
PLANTS IN 25 CITIES... OFFICES EVERYWHERE

Engineered for schools, the new CD-160 (and the companion CD-80, too) meet the needs of your school customers in four ways:

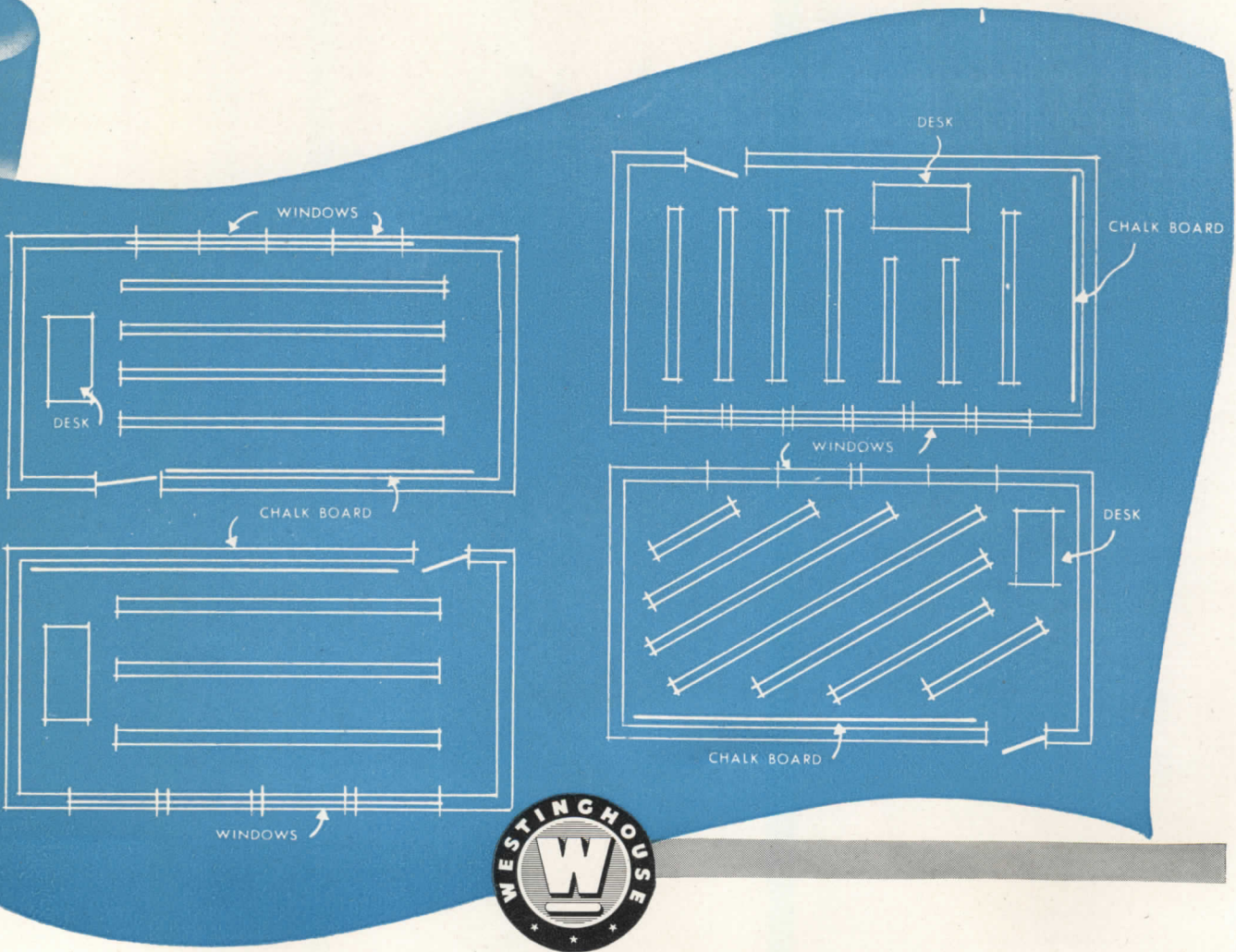
1. Modern but unobtrusive in style... fully in keeping with classroom design
2. Lightweight, simplified design for *quicker installation and easier maintenance*
3. The CD-160 (four 40-watt fluorescent lamps) or CD-80 (two 40-watt fluorescent lamps) fit any classroom layout
4. Flexibility of installation methods allows for suspension or close-to-ceiling mounting; individually or in continuous rows

The CD-160 (and CD-80) are designed for the efficient, economical type of illumination demanded in schools and offices. The lightweight plastic (or louver) bottom panels dis-

tribute a high level of glare-free light on all desks and chalkboards. The plastic side panels reflect light on ceiling areas without an irritating brightness contrast so that the units blend smoothly with the ceiling. The result is an adequate, efficient, cheerful visual atmosphere.







A Westinghouse Lighting Engineer will gladly work with you or your Power Company and Electrical Contractor on schoolroom lighting problems and layouts. Call your local Westinghouse Distributor today.

Write for the new "CD" booklet, B-4075, "Type CD Series Fluorescent Luminaires". Westinghouse Electric Corporation, P. O. Box 868, Pittsburgh 30, Pennsylvania. J-04200-A



Planned Lighting Pays

COMMERCIAL • INDUSTRIAL • FLOOD • STREET • AVIATION



**GIVE
FURNITURE
A COLOR LIFT**


Select beautiful, durable U. S. Naugahyde . . . 61 colors and finishes . . . all decorative and dependable for year-after-year service satisfaction. The finest plastic compound with strong fabric backing, no bagging, no splitting, no customer complaints.

String tags or sew-in labels (furnished free of charge) identify U. S. Naugahyde on your products . . . tie-in benefits from important national advertising. Distributors in principal cities.

u.s. Naugahyde[®]
THE FINEST IN PLASTIC UPHOLSTERY

MADE ONLY BY
U.S. RUBBER
SERVING THROUGH SCIENCE

UNITED STATES
RUBBER COMPANY

 COATED FABRICS DIVISION—MISHAWAKA, INDIANA

Check these 34 Uses for

MICARTA



1/16" MICARTA SHEET

This form is the type used as a "work surface" by fabricators who have the necessary bonding equipment, and is incorporated into table tops, bar tops or counters for:

Uses

Bars
Barber shops
Beauty parlors
Coffee shops
Dinettes
Furniture tops
Kitchen cabinets
Kitchen sinks
Laboratories
Laundries
Lunch rooms
Restaurants
Retail stores
Rumpus rooms
Soda fountains
Utility rooms
Work surfaces

Sizes 30" x 84"
30" x 60" 36" x 84"
36" x 72" 48" x 96"

7/8" and 1 1/4" MICARTA PANEL

This is 1/16" MICARTA SHEET bonded to special cores of Philippine mahogany-faced plywood. It saves fabricators the trouble and expense of doing their own bonding.

Uses

Same as those listed at left, plus occasional use as a structural material.

Size

48" x 96"



MICARTA is manufactured by WESTINGHOUSE and sold, for decorative purposes only, by UNITED STATES PLYWOOD CORPORATION

5/32" MICARTABORD

This type is used generally as a wall surfacing material. It is easy to apply over finished walls.

Uses

Back bars
Bathrooms
Beauty parlors
Corridors
Counter fronts
Diet kitchens
Elevator cars
Filling stations
Operating rooms
Restaurants
Specialty shops
Stores
Toilets
Wainscoting
Walls
Washrooms
And as kick plates and push plates

Size

48" x 96"

COLORS

TRUWOOD

This is a special type of MICARTA SHEET with a true wood veneer top sheet in:

Korina Primavera
Mahogany Walnut

Other woods on special order. (Truwood is not available in Micartabord)

SOLID COLORS

Blue Medium Blue Green
Bisque Wedgewood Blue
Gray Grayed Yellow
Beige Chinese Red
Brown Light Gray Green
Green Carmine Red
Yellow Grayed Rose
White Light Gray
Black Dark Blue

PATTERNS

Linen Foam
Mother of Pearl
Tan
Blue
Pink
Green
Yellow
Copper

FINISHES All colors and all types of Micarta are supplied in highly polished mirror-finish or in satin finish.

How many ways do you employ this tough, beautiful material?

Have you thought of Micarta* as ideal, chiefly for table and counter tops? If you have, consider how extensively this bright, colorful, good-looking, easy-to-clean plastic laminate is going into operating rooms, toilets and bathrooms, kitchens, elevator cars, and scores of other places in homes, stores, bars, restaurants, hotels and institutions.

Wherever long-time attractive appearance is important, Micarta offers stubborn resistance to wear, abrasion, marring and abuse.

In fact, Micarta requires virtually no maintenance. It is unaffected by boiling water, household cleansers, detergents, dilute acids, condiments, milk, grease, food products, and barber and beauty shop preparations

(including hydrogen peroxide up to 8 hours) and even nail polish and remover.

Micarta is highly resistant to cigarette burns but for complete protection, a special cigarette-proof grade is made. This is important in public eating and drinking places where stubs are allowed to smoulder on table tops, or are snuffed out against bar and counter fronts.

The type of service determines the type of Micarta you'll want to use. Check the table in the panel above.

WORKABLE: Micarta can be worked by hand tools on the job. It can be sawed, trimmed, planed and drilled.

For samples, added information, prices, deliveries, etc., use coupon at right.



*Reg. U. S. Pat. Off.

United States Plywood Corporation

55 West 44th Street, New York 18, N. Y.

I WANT TO GIVE MICARTA THE "THIRD DEGREE". Without any obligation whatever, send me, free, a sample of Micarta so I can see for myself how beautiful, tough, wear-resisting and abuse-proof Micarta really is.

NAME _____

COMPANY _____

ADDRESS _____

CITY _____ ZONE _____ STATE _____

UNITED STATES PLYWOOD CORPORATION

New York 18, N. Y.

PLENTY OF

SOIL PIPE AVAILABLE

REVERE COPPER WATER TUBE IS IDEAL FOR SOIL, WASTE AND VENT LINES

● You can get all the soil pipe you need *right now!* Your Revere Distributor can make prompt delivery of Revere Copper Water Tube in the sizes required for soil, waste and vent lines in home or commercial construction.

Experience has proved that Revere Copper Water Tube is the ideal material for drainage and vent systems because:

1. *It is highly resistant to corrosion, which assures a longer life for the system.*
2. *Its permanently smooth interior surfaces provide free, unobstructed flow.*
3. *Joints made with solder fittings are economical in time and materials.*

In drainage systems—just as in heating, water supply and air conditioning—*trouble always costs more than Revere Copper Water Tube.* Each length of this tube is stamped at regular intervals with the Revere name and the type. These marks are more than identification—they are your assurance of full wall thickness and the close O. D. dimensional tolerances so essential for tight soldered joints.

You can specify or install, in addition to Revere Copper Water Tube, such other long-lived materials as Red-Brass Pipe; Sheet Copper and Herculoy for tanks, ducts, pans and trays; Dryseal Copper and Aluminum Refrigeration Tube (dehydrated and sealed); Copper oil burner, heat control and capillary tubes. The Revere Technical Advisory Service is always ready to serve you. Call your Revere Distributor.

REVERE


COPPER AND BRASS INCORPORATED

Founded by Paul Revere in 1801

230 Park Avenue, New York 17, N. Y.

. . .

Mills: Baltimore, Md.; Chicago, Ill.; Detroit, Mich.; New Bedford, Mass.; Rome, N. Y.—Sales Offices in Principal Cities, Distributors Everywhere.




HERE'S WHERE GRAPHITE MEETS ITS MASTER!

BECAUSE it is a natural lubricant, graphite stubbornly resists reduction to particles of extreme fineness. We knew we could make basically better drawing leads if only we could invent a mill for grinding graphite far finer than it had ever been ground before.

HERE'S OUR MIRACLE MILL, an exclusive patented Eagle process that utilizes the entirely new principle of making graphite *grind itself* down to micronic size . . . 1/25,000th of an inch. The particles average four times finer than in the graphite normally used.

AND HERE'S THE PENCIL with the superb new lead we hoped for . . . so dense that it takes a needle point and *holds* it under pressure . . . draws long lines of uniform width . . . and deposits an opaque mark that reproduces perfectly.

TRY TURQUOISE YOURSELF AND SEE! Just write us, naming this publication, your dealer and the grade you desire. We'll send you a *free sample* to test in your own hand. You will be delighted!



10¢ EACH
 . . . less in quantities

EAGLE "CHEMI-SEALED"
 (SUPER BONDED)

TURQUOISE


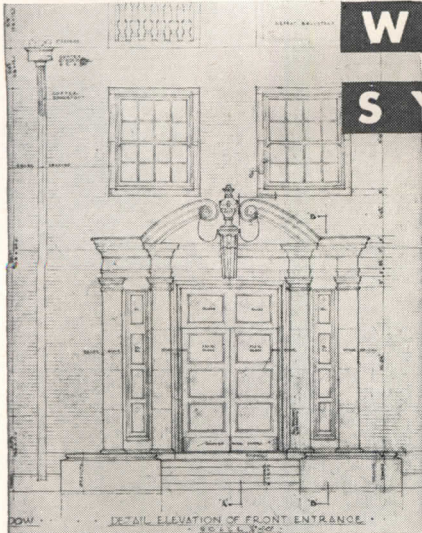
DRAWING PENCILS AND LEADS

EAGLE PENCIL COMPANY, 703 E. 13th St., New York 9, N. Y.

Eagle Pencil Company of Canada, Ltd., Toronto

*Reg. U. S. Pat. Off.

**WALKER UNDERFLOOR
SYSTEMS ENGINEERED**



FOR

**Modern
BUILDING DESIGN**



Architect
John C. Van Balen
Chicago
General Contractor
Turner Construction Co.
Electrical Contractor
Ross Elec. Construction Co., Inc.

Construction of this new office building for Certain-Teed Products Corporation at Ardmore, Pa., called for a 3 inch monolithic concrete floor on Steeltex wire lath supported by bar joists.

A WALKER System of Underfloor Duct was specified by the architect because of its ready adaptability to this modern method of construction—and to insure flexibility of the electrical system during the life of the building.

Write to us for our Catalogue No. 146 or consult
Sweet's Architectural File for further details.


WALKER BROTHERS
Conshohocken 34, Pa.

walker
of Conshohocken


UNDERFLOOR SYSTEMS

FIRST

in heating and plumbing
because they're the best
for both important jobs!



The attractive little playroom is a good example of the practical use you can make of a small basement when your heating unit is both good looking and compact. The **MOHAWK** Winter Air Conditioner shown here lends a distinctive, pleasing decorative note to this basement setting, while providing clean, dependable heat to the entire house. Famous for its beauty, sound engineering features and sturdy construction, the Mohawk burns natural, manufactured, mixed or liquefied petroleum gas with maximum efficiency and economy.



You achieve the ultimate in bathroom luxury when you choose the **NEO-ANGLE** bath and harmonizing fixtures from the American-Standard line. The bath, occupying space only about four feet square, is the recessed model of the Neo-Angle with its two integral seats and wider, flatter bottom; the lavatory is the graceful **ROXBURY** with large square bowl, tapered legs, and convenient towel bars. Fittings and other exposed metal finished in gleaming, non-tarnishing Chromard. The water closet is the **MASTER ONE-PIECE**, with quiet, thorough syphon vortex water action.

■ As the world's largest manufacturer of heating equipment and plumbing fixtures, American-Standard is your most dependable source for both. Not only does American-Standard give you the widest choice of styles, types, models and sizes, but it also is your assurance of the finest quality in *both* heating equipment and plumbing fixtures. That's why more American homes have heating and plumbing by American-Standard than by any other single company. Yes, you'll find that it pays to "make it American-Standard all the way"! For detailed information about the complete range of products, contact your Heating and Plumbing Contractor. **American Radiator & Standard Sanitary Corporation**, P. O. Box 1226, Pittsburgh 30, Pa.



AMERICAN-Standard

First in Heating and Plumbing

Serving home and industry


AMERICAN-STANDARD • AMERICAN BLOWER • GHURGH SEATS • DETROIT LUBRICATOR • KEWANEE BOILER • ROSS HEATER • TONAWANDA IRON

Why the Barrett^{*} SPECIFICATION^{*} Roof


is the toughest,
longest-lasting,
best-value built-up
roof that can be
made—



PRECISE ROOFING SPECIFICATIONS which encourage fair bidding practices and truly comparable proposals are welcomed not only by architects and building owners but also by reliable roofing contractors. Such roofing contractors are Barrett Approved Roofers.



THE BARRETT APPROVED ROOFER organization comprises roofing contractors who have been carefully selected on the basis of their experience, ability and integrity.



ARCHITECTS, engineers and builders may rely with confidence upon any Barrett Approved Roofer to apply a Barrett Specification^{*} Roof exactly according to Barrett specifications. Moreover, his work will be carefully inspected by Barrett during installation where bonded guaranty is required.



PAINSTAKING ATTENTION to detail is characteristic of Barrett Approved Roofer workmanship. Flashings, vent connections and other potentially weak spots in any roof are carefully checked to assure perfect protection and prevent future trouble.

1. Barrett Specification^{*} Pitch and Felt
2. Barrett Application Methods
3. The Gravel or Slag Armored Surface
4. **THE BARRETT APPROVED ROOFER**

The superiority of the Barrett Specification^{*} Roof is due to the combination of highest-quality roofing materials, the protective surface of gravel or slag, and scientifically standardized application techniques used by Barrett Approved Roofers. The result is a roof so good that it can be bonded against repair and maintenance expense for periods up to 20 years—a roof so good that it regularly outlasts the bonded period by many years.



THE BARRETT DIVISION
ALLIED CHEMICAL & DYE CORPORATION

40 Rector Street, New York 6, N. Y.

36th St. & Gray's Ferry Avenue
Philadelphia 46, Pa.

2800 So. Sacramento Avenue
Chicago 23, Ill.

Birmingham, Alabama

In Canada: The Barrett Company, Ltd.
5551 St. Hubert St., Montreal, P. Q.

^{*}Reg. U.S. Pat. Off.




**While
building
costs
go
up
and
up**



The cost of construction continues to soar ... but Federal NOARK Panelboard (Type NTPS) still remains America's most economical, quality panelboard! That's why—on every job that requires perfect control protection of lighting and small power circuits—contractors achieve economy without sacrificing quality ... by installing reliable Federal NOARK Type NTPS!

Triple Improved!

1. Sure contact spring incorporated into switch assembly of stationary parts.
2. Only three current-carrying parts in each circuit...each part heavier and more rugged than ever.
3. Phenolic panelboard unit...handsomely designed...durable.



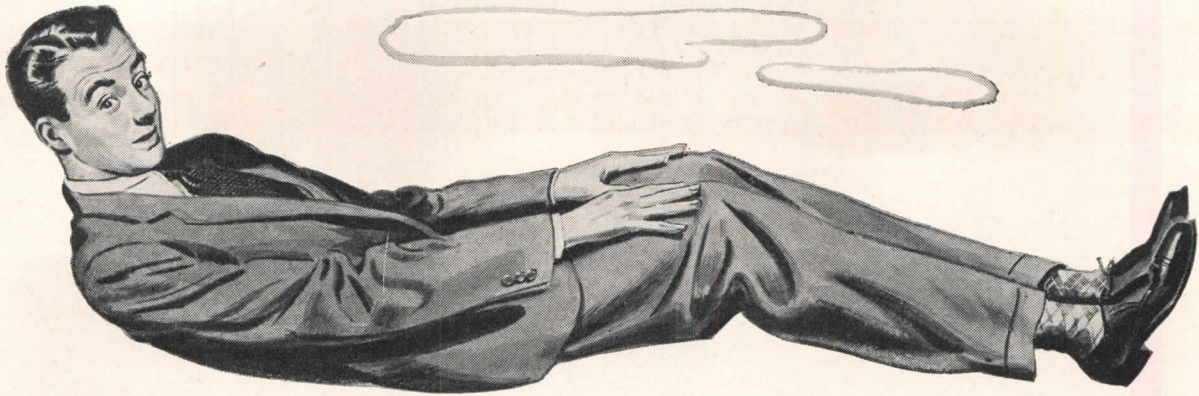
FEDERAL NOARK PANELBOARDS (Type NTPS) ARE STILL PRICED AT A COMMON-SENSE LEVEL!




Executive Offices: 50 Paris Street, Newark 5, N. J.
Plants: Hartford, Conn., Newark, N. J., St. Louis, Mo.,
Long Island City, N. Y.
SALES OFFICES IN PRINCIPAL CITIES

Federal Electric Products Company, Manufacturers of a Complete Line of Electrical Products, including Motor Controls
• Safety Switches • Service Equipment • Circuit Breakers
• Panelboards • Switchboards • Bus Duct

Federal
NOARK
Panelboards



WHAT'S HOLDING YOU UP?



Drainage installation of Chase Copper Tube in one of the 280 homes built by Levitt & Sons, Strathmore at Roslyn; L. I. Distributor: Gar Supply Corporation, Long Island City, N. Y.

CHASE COPPER TUBE for soil, waste and vent lines is IMMEDIATELY AVAILABLE!


Is YOUR building program bogging down, because pipe for drainage lines is hard to get? Then do as other builders all over the country are doing—switch to Chase Copper Tube. You can get it *right away*—in *all* the sizes used for soil, waste and vent lines.

You can *install* Chase Copper Tube quickly, too. Fewer joints are needed because it comes in 20-foot lengths. The joints you *do* need are made in a jiffy with solder-type fit-

tings. Pre-assemble if you like—the assemblies are sturdy units that will stand plenty of rough handling.

And . . . Chase Copper Tube does a *better* drainage job. Its smooth inner surface offers no obstruction to the flow of wastes—the solder-type fittings eliminate pockets.

Want more details? Write for literature on Chase Copper Tube for drainage lines. Address Dept. AR 108.



Chase



the Nation's Headquarters for
BRASS & COPPER

WATERBURY 91, CONNECTICUT

SUBSIDIARY OF KENNECOTT COPPER CORPORATION

THIS IS THE CHASE NETWORK . . . *handiest way to buy brass*

ALBANY† ATLANTA BALTIMORE BOSTON CHICAGO CINCINNATI CLEVELAND DETROIT HOUSTON† INDIANAPOLIS KANSAS CITY, MO. LOS ANGELES MILWAUKEE MINNEAPOLIS
NEWARK NEW ORLEANS NEW YORK PHILADELPHIA PITTSBURGH PROVIDENCE ROCHESTER† SAN FRANCISCO SEATTLE ST. LOUIS WATERBURY (†Indicates Sales Office Only)

6 common conditions

where **WOLMANIZED** PRESSURE TREATED **LUMBER**

protects against DECAY and TERMITES




1. Wherever moisture is condensed because of concrete or masonry.




2. Ground moisture and rain held in joints, etc., of outdoor structures.




3. Wood used in or near the ground open to attack by termites.



4. Where steam and vapor from industrial processes are prevalent.



5. Walls, floors, ceilings subject to condensation from refrigeration.



6. Wood exposed to moisture in artificially humidified buildings.

This Treatment COSTS LESS Than "Replacement-Labor"

You offer your clients genuine economy when you write "Wolmanized" pressure-treated lumber into the specifications.

When you consider its lasting protection against wood-decay and termites, this lumber's extra cost is always less than the cost of labor alone in replacing prematurely failing, untreated wood.

What's more, actual service records prove that Wolmanized pressure-treated lumber lasts 3 to 5 times as long as ordinary wood. Wolmanized lumber is treated

with salts which are toxic to decay fungi and termites. The treated wood is clean, odorless, paintable and non-corrosive to metals. You can specify it with complete confidence that you are improving the building and offering a long-time saving, which will reflect to your advantage with a permanently satisfied client.


For full information and suggested specifications, write today to American Lumber & Treating Company.

The latest information on this proved good will builder

Complete information on Wolmanized lumber, including suggested specifications, is available in this new booklet. Write for your copy today.




*Registered Trade Mark



AMERICAN LUMBER & TREATING COMPANY

General Offices: 332 South Michigan Ave., Chicago 4, Illinois


Boston 9, Mass. 141 Milk Street New York 17, N. Y. 420 Lexington Ave. Philadelphia 9, Pa. 123 South Broad St. Washington 5, D.C. 831 Southern Bldg. Baltimore 3, Md. P. O. Box 1561 Jacksonville 2, Fla. 719 Graham Bldg. Los Angeles 15, Calif. 112 West 9th Street San Francisco 5, Calif. 604 Mission Street Portland 5, Oregon 1220 S.W. Morrison St.



Another leading builder
proves that "value pays off"

uses KIMSUL* in 600-home project

Here are a few of the 600 units recently completed by Timely Builders. All are insulated throughout (walls and ceilings) with many-layer KIMSUL* insulation.



SD:cdv

Very truly yours,

Stephen Dudiak, Prop.

Timely Builders

DEVELOPERS - BUILDERS

RUTHERFORD, NEW JERSEY

RUTH. 2-5410

Developers of
FLORAL GARDENS
FERDALE
PATERSON MANOR

March 22, 1948

Kimberly-Clark Corporation
Neenah, Wisconsin

Gentlemen:

By September of this year, we will have completed over 600 new homes in Bergen and Passaic Counties. Each of these new homes is completely insulated with "KIMSUL" as installed by the Home Insulation Company of Clifton, New Jersey.

We feel confident that the choice of this well known and efficient "KIMSUL" blanket to insulate the sidewalls and ceilings and therefore preclude the necessity of costly extras later to the purchaser, has been an important factor in the ready sale of these homes.

We have several large new tracts upon which we will erect many more of this type home. In keeping with our policy of attempting to give the purchaser the greatest value for his dollar, you may rest assured that "KIMSUL" will be a standard specification in all of our future plans.

Builders everywhere are finding it out. Value pays off—in fast sales, satisfied buyers. And when you're building for satisfaction, comfortize your homes with many-layer KIMSUL insulation. KIMSUL provides lifetime fuel savings, lifetime home comfort.

Cut to fit standard stud and rafter widths, KIMSUL blankets install quickly, *profitably*. Avoid delays—eliminate the need of skilled labor or expensive machinery. Compressed to 1/5 actual length, KIMSUL is easy for workmen to handle. It's light in weight, clean—no dust, no sharp particles.

KIMSUL has a high thermal efficiency. ("k" factor 0.27). Won't sag or settle. And it's the only brand with the PYROGARD† fire-resistant cover.

For peak performance at lower cost, specify KIMSUL by thickness. Commercial Thick (about 1/2") and Standard Thick (about 1") for walls, attics, and floors. Double Thick (about 2") for attics.

Free: Write for the new KIMSUL Insulation Application Data File and Technical Booklet. Simply address Kimberly-Clark Corporation, KIMSUL Division, Neenah, Wisconsin.

Insulate when you build.

Over-all insulation

means ready salability.



*T. M. Reg. U. S. & Can. Pat. Off. †Trademark

"I'll play these"



Fleur-O-Lier fixtures are made by 26* leading manufacturers. They are built to detailed and rigid specifications. They are examined by Electrical Testing Laboratories, Inc., and *Certified* as to compliance with specifications. Adequate samples constantly are reexamined to be certain that high quality is maintained.

That's why we say, "The Fleur-O-Lier label on a lighting fixture is your protection . . . your assurance of customer satisfaction."

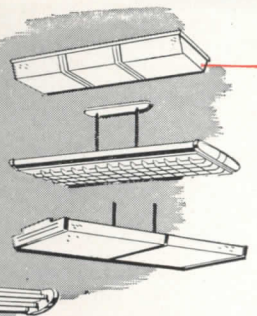
* Participation in Fleur-O-Lier is open to any manufacturer wishing to qualify. Consequently, the number of Fleur-O-Lier manufacturers is increasing constantly.

FLEUR-O-LIER

Manufacturers

2116 Keith Building • Cleveland 15, Ohio


Fleur-O-Lier is not the name of an individual manufacturer, but of a group of fixtures made by leading manufacturers. Participation in the Fleur-O-Lier program is open to any manufacturer who complies with Fleur-O-Lier requirements.



AEROFIN

HEAVY DUTY
HEATING COILS

450 p. s. i.



0 for Operating Pressures 25 to 450 p. s. i.

Specially designed extra-rugged coil for unusually heavy duty. Continuous tube construction protects interior of coil against corrosion by positive and continuous purging of oxygen, carbon dioxide and other gases.

Each row is removable and replaceable. Rows up to 4' tube length are made of one continuous tube. Rows of 4' 6" and greater tube length contain only one brazed joint. All header joints are outside the coil casing — there are no internal joints to leak.

Operating pressure, 25 to 450 p.s.i.; temperature up to 550° F. Pressed steel headers — heavy 1" copper tubing and copper fins permanently bonded and solder-coated for added protection. Galvanized iron casings. Highly efficient. Fast heating. Compact. Write for complete ratings and specifications.

AEROFIN CORPORATION

410 South Geddes St. SYRACUSE 1, N. Y.

NEW YORK • CHICAGO • CLEVELAND • DETROIT • PHILADELPHIA • DALLAS • MONTREAL

COMPLETE LINE OF STANDARD COILS FOR ALL TYPES OF SERVICE
Aerofin is sold only by manufacturers of nationally advertised fan system apparatus. List on request.

Tontine Window Shades

REG. U. S. PAT. OFF.



Contact your authorized
Du Pont "Tontine"
dealer and find out
how you or your client
can lower upkeep costs
on window shades.
E. I. du Pont de Nemours
& Co. (Inc.), "Tontine"
Sales, Newburgh, N. Y.

"TONTINE" is Du Pont's
registered trademark for
its washable window shade
cloth.

have been in service
up to 8 years . . .
are washed yearly
at the
HOTEL COMMODORE,
New York

ECONOMICAL

"Tontine"* Window Shade Cloth
saves money . . . because it lasts
and lasts . . . gives years of service.

STURDY

"Tontine" resists cracking, fraying,
pinholing or fading. It can with-
stand rain, wind, sun and rough
treatment.

ATTRACTIVE

"Tontine" comes in many colors to
harmonize with any color scheme.

WASHABLE

Washing actually improves "Ton-
tine". . . makes it look like new.

DuPont Tontine

REG. U. S. PAT. OFF.

washable window shade cloth

looks better longer



REG. U. S. PAT. OFF.

BETTER THINGS FOR BETTER LIVING

...THROUGH CHEMISTRY



George R. Paul, Architect

TELEPHONE RACEWAYS MAKE A BIG DIFFERENCE—IN SMALL HOMES, TOO

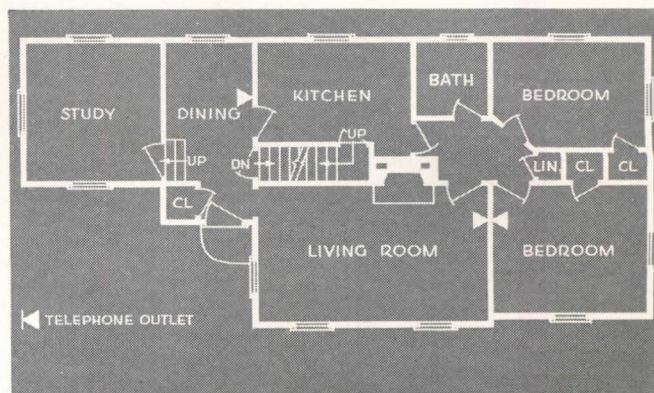
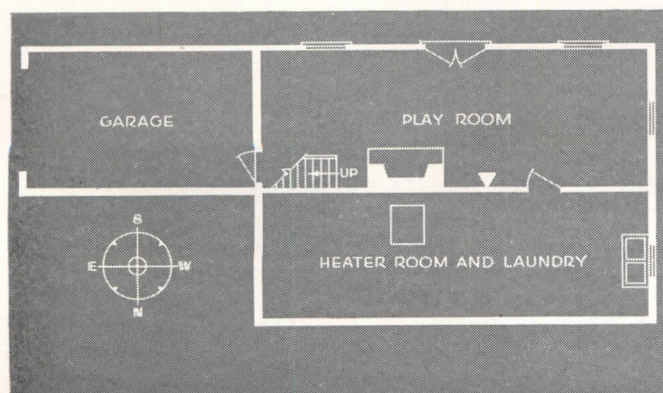
Up-to-the-minute small-home planning calls for telephone raceways. It's the sure way of avoiding exposed telephone wiring on walls and woodwork . . . and providing the owner with the utmost in telephone convenience.

The added cost of telephone raceways is a minor item. A few pieces of pipe or electrical tubing installed inside the walls during con-

struction provide a clear path for telephone wires to outlet locations.


For small or large homes, your Bell Telephone Company will be glad to help you plan modern telephone arrangements. Just call your Telephone Business Office and ask for "Architects and Builders Service."

BELL TELEPHONE SYSTEM




NEW RICHMOND UNIT

takes an "E" for EASY!



**GUN-TYPE OIL-FIRED
WINTER AIR CONDITIONER!**



- ✓ Whiter-white Richmond enameled steel jacket 54 1/2" LOW!—23" wide x 47" deep
- ✓ Steel base and channels—no "grouting" needed
- ✓ Capacity—90,000 Btu at registers: 140,000 Btu input
- ✓ Oil input 1 gallon per hour
- ✓ Burns No. 3 oil—straight run or catalytic

Now! A Unit Designed with the TRADE in Mind!

Another Richmond "Plus". In the new Richmond Oil-Fired Winter Air Conditioner you get a real installation time-saver. First locate your furnace. Then you simply hook up the burner to the panel and all elements are right where you want them. No time and trouble on unnecessary adjustments—that means \$25 to \$35 saved.

Final Assembly is quick, too. This Richmond unit comes in



three packages—the heaviest weighs only 395 lbs. (appr.). All you do is place combustion and burner assembly in the furnace unit, spin four wing nuts and make electrical connections at junction box. That's all! Now you're ready for supply lines and flue connections. Unit Installed!

Richmond started all this in 1867 . . . and

"We've come a long way since then!"



RICHMOND RADIATOR COMPANY
AFFILIATE OF REYNOLDS METALS CO.



Plumbing Fixtures: Enameled Cast Iron Ware Vitreous China Perma Gloss
Heating Equipment: Oil and Gas Winter Air Conditioners Gas Boilers Radiators

CLIP AND MAIL COUPON TODAY

Richmond Radiator Company
19 East 47th Street, New York 17, N. Y.


AR-10

Gentlemen:
I am interested in the New Richmond Gun-Type Oil-Fired Winter Air Conditioner. Please send me full details. No obligation, of course.

Name.....

Company.....

Address.....




▲ Executive Offices of Bigelow-Sanford Carpet Company, New York. An integral part of the Donald Deskey design is the Grinnell Quartzoid Ceiling Sprinkler.

NEW LOOK for 79 year old Proved Fire Protection

Designed to harmonize with large planes and masses used by architects today, the *new* GRINNELL QUARTZOID CEILING SPRINKLER provides the same dependable protection which has characterized Grinnell Automatic Sprinkler Systems for over three quarters of a century.

For the sake of retaining attractive interiors, the time to plan for fire protection is at the start—with a Grinnell Automatic Sprinkler System. While your plans are still in the drafting stage, get in touch with Grinnell, for there is a system of Grinnell Protection to meet the design requirements of every type of commercial, industrial, and institutional building. Grinnell engineers, long experienced in working with architects, are always ready to help you. Grinnell Company, Inc., Providence 1, R. I. Branch offices in principal cities.



▲ The new Grinnell Quartzoid Ceiling Sprinkler combines full standard protection with almost unnoticeable appearance. This new head protrudes but 1" below ceiling yet provides coverage for both ceiling and floor area. All piping is hidden above the plaster or acoustic panels.

GRINNELL
FOUNDED 1850


Automatic Sprinkler Fire Protection

Suntile

authorized dealers offer

● **BETTER TILE**

● **BETTER INSTALLATION**



To recommend a fine tile is a good thing. To recommend a fine tile, *skillfully installed*, is even better.

That's what you do when you recommend *color-balanced* Suntile.

Suntile's authorized dealers are carefully selected for their business experience and integrity. They are proud of the franchises they hold. Every installation job is to them an *important* one.

One good reason for their pride is Suntile itself—a tile rigidly manufactured for extra quality in form and finish—a tile

with *color-balance* which makes color blends so easy to achieve.

For better tile—better installation, let us send you the name of an Authorized Suntile Dealer. He can show you real clay Suntile in 16 wall colors. In addition, he can show you impervious unglazed ceramic mosaic Suntile in 15 colors—and Suntile Camargos in 10 colors—both in modular sizes.

See Sweet's Catalog for more complete information. The Cambridge Tile Manufacturing Company, Cincinnati 15, Ohio.

COLOR BALANCED


Suntile

..... A real clay tile
... Bright with color
..... Right for life



Suntile OFFERS YOU BOTH—*Better Tile.... Better Installation*

A good name
HAS NEVER BEEN AS VALUABLE AS NOW



No. 9900 Church Mol-Tex Seat

*I*n factories, schools, hotels and other buildings where *quality* products are preferred, CHURCH MOL-TEX SEATS are known as the best. It *pays* to specify them, always.

Church Seats

"THE BEST SEAT IN THE HOUSE"

C. F. CHURCH MFG. CO., HOLYOKE, MASS.
Division of AMERICAN RADIATOR & Standard Sanitary CORPORATION

Serving home and industry

AMERICAN-STANDARD • AMERICAN BLOWER • CHURCH SEATS • DETROIT LUBRICATOR • KEWANEE BOILER • ROSS HEATER • TONAWANDA IRON

New reference manual on **INSULATED ROOFS**



“The Design of Insulated Roofs”, just off the press, incorporates the very latest information on the design of roof structures in relation to external exposures and internal heating and cooling loads.

It contributes technically sound, new data which may influence your design practices.

Not merely a catalog, this 36-page reading and reference manual contains a wealth of valuable material and is, we believe, the first volume of its kind in the field.

If you have not received your copy, write on your letterhead to Owens-Corning Fiberglas Corporation, Dept. 831, Toledo 1, O.


A. I. A. FILE NO. 37

OWENS-CORNING
FIBERGLAS
TRA. REG. U.S. PAT. OFF.

**BUILDING
MATERIALS**

*FIBERGLAS is the trade-mark (Reg. U. S. Pat. Off.) for a variety of products made of or with glass fibers by Owens-Corning Fiberglas Corporation.

...Want to Keep Theatre Carpet



When you are wondering what kind of carpet to put in the lobby...



...and how you can save on yardage...and how much it all will cost...

Consult a Contract Carpet Specialist!

Are you planning a theatre job? Take a tip from us and consult a carpet specialist — an Alexander Smith carpet contractor or sales representative. He is a theatre decorating specialist...a color and texture expert...a traffic technician all rolled into one. He will save you headaches and your client money.

Give him a chance to:

1. Cut your costs by estimating accurately — keeping yardage down.
2. Save on upkeep by advising the most

economical grade and weave for each specific location.

3. Increase your satisfaction by suggesting the design and color which will harmonize best with your interior.

He is ready to show samples and estimate. He will see that you get an expert laying job.

The Alexander Smith and Masland lines handled by Alexander Smith contractors and sales representatives include types, grades, and colors of carpet suitable for every theatre installation.

ALEXANDER SMITH ★ MASLAND
Contract Carpets

Costs Down, Mr. Architect?



...and what is the most economical grade for that particular spot...

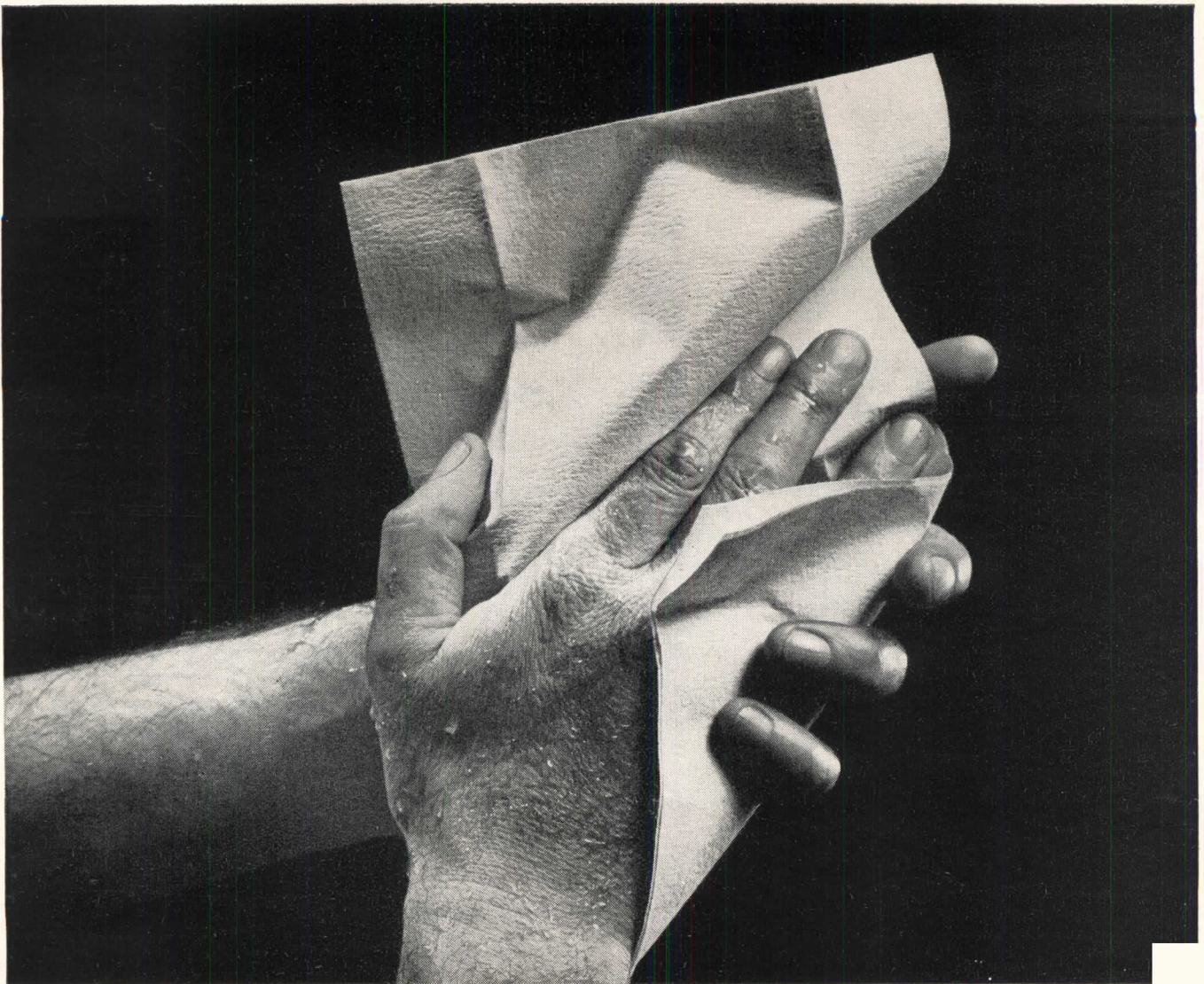
...and what color and pattern to get...relax!



Write

Alexander Smith-Masland
Contract Service Department
295 Fifth Avenue, New York 16, N. Y.





Washrooms rank as one of the four most important factors in good working conditions—according to a survey of workers from 400 pl.....

*In these hands...
a valuable
impression
is being created*

The impression a company makes is a highly valuable one—and is often helped or hindered by its washrooms. Don't *you* get a bad impression of a place when the washroom isn't *right*?

Clean, modern, *carefully planned* washrooms create good impressions. You're doing your client a real service by making sure his washrooms *are* right.

ScotTissue Towels are a symbol of the right kind of washroom. Include ScotTissue Towel cabinets in your washroom planning. Send for our free booklet that's filled with helpful suggestions, well-tested plans and diagrams (by an architect specializing in this field) for large and small washrooms, locker rooms, etc. Write to the Scott Washroom Advisory Service, Chester, Pa.

Trade Marks "ScotTissue," "Washroom Advisory Service," Reg. U. S. Pat. Off.



SCOTTISSUE TOWELS

Symbol of the right kind of washroom

Brighter Reflector to

REDUCE
"LOST LIGHT"



Improve the lighting conditions in shops and factories by installing high-efficiency Alzak*-processed Reflectors. The highly reflective aluminum surfaces are treated, then sealed with transparent oxide coatings to keep Alzak-processed Reflectors at high efficiency.

Maintenance and cleaning crews like the way Alzak-processed Reflectors can be quickly cleaned with soap and water to restore their high reflectivity. The all-aluminum reflector shells have no fragile coating to break, spall, or craze, if dented.

The leading lighting fixture manufacturers, listed at the right, make Alzak-processed Reflectors in all standard styles and sizes.

ALUMINUM COMPANY OF AMERICA, 1474 Gulf Building, Pittsburgh 19, Pennsylvania. Sales offices in 55 leading cities.

*Patented process

Here's what
THE ALZAK
PROCESS DOES...

1. Brightens aluminum reflector surfaces electrochemically to produce lighting efficiencies as high as 83%.
2. Seals the bright, high-efficiency reflecting surface with a durable protective coating of transparent aluminum oxide. This Alzak surface treatment is an integral part of the aluminum reflector shell. The Alzak Process is licensed by Alcoa only to manufacturers of carefully engineered lighting fixtures.

ALCOA FIRST IN
ALUMINUM





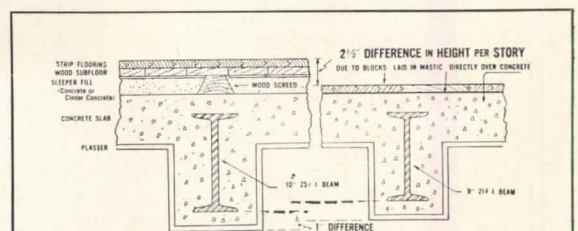
Good for the life of the building

■ No part of a home or building gets as much wear and tear as the floors. So it's all-important that durability be an uppermost consideration in selecting flooring materials.

Bruce Block Floors are designed to last the life of the building. They retain their beauty and serviceability year after year, with minimum maintenance. Even after many years of wear, this modern hardwood floor can be restored to all its original beauty by refinishing.

Add such features as the distinctive block design, warmth and comfort underfoot, the ageless beauty of hardwood . . . and you have a floor that is desirable from every standpoint.

Due to heavy demand, it is not anticipated that additional orders can be taken on Bruce Blocks for at least the next 6 months. Specify on jobs being planned now for future construction. For further information, consult Sweet's Architectural File. E. L. BRUCE CO., MEMPHIS, TENN., World's Largest Maker of Hardwood Floors.



The Ideal Floor Over Concrete

Bruce Block Floors are quickly installed over concrete by laying in mastic—without nails or splines. No clips, screeds, or wood sub-floors are used. The saving in building costs with this type of floor construction is illustrated above.

Bruce Block  **HARDWOOD FLOORS**

Prefinished and Unfinished

ONLY *Olsonite* SEATS

Have All These Selling Features!

Whether White, Black, Color or Pearlescent, It Is the Same Solid Olsonite Throughout . . .

Long Life, Stain-proof Bumpers Used On All Olsonite Seats . . .

Complete line of Models and Colors

Scientifically Designed In Both Proportion and Contour with Smooth Curves and Edges . . .

When Installed, No Metal Fastenings Show — Brass Metal-Hinge Posts are Smartly Olsonite Covered . . .

Exclusive New, Patented Olsonite Hinge Design.

Absolutely Flat Under-Surface — Avoids Dirt and Germ Deposits!

Beautiful, Lustrous, Olsonite ALL THE WAY THROUGH!

NOT CONCAVE —
NOT CORE-COVERED —
NOT HOLLOW —
BUT LUSTROUS OLSONITE
ALL THE WAY THROUGH!

Lowest-Priced Seat of This Quality on the Market — and Guaranteed a Lifetime!

Olsonite Seats are far superior to ordinary wood, rubber, sheet-covered, or plastic-coated seats . . . and are far greater values! They won't crack, chip, peel, stain, or lose luster! Non-inflammable! No exposed metal. (Sold only through authorized plumbing and heating jobbers to Master Plumbers.) Contact your local jobber today. For full information write Olsonite Plastics Division.

Olsonite PLASTICS DIVISION

DIVISION OF SWEDISH CRUCIBLE STEEL COMPANY, DETROIT 11, MICH. (856) BUTLER AVE.





"No other cooling and heating system has given us the comfort, the efficiency, and the perfect performance we are now enjoying from our Servel *All-Year Air Conditioner*," reports Henry Korufel, Ontario, California.



"With Servel *All-Year Air Conditioning*, we had mountain coolness, even temperatures and comfortable humidity all summer long," reports George J. Wetzel, Monroe, Louisiana.



"The Servel units installed for air conditioning our banking quarters have proved very satisfactory and economical," says J. H. McElroy, Citizens National Bank, Okmulgee, Oklahoma.

owners report:

"mountain coolness in summer!"

"economical to operate!"

"perfect performance!"

"plenty of warmth in winter!"

**Your clients, too, will welcome the
year-round comfort of Servel
All-Year Air Conditioning**


You've got plenty to back up your recommendations when you talk Servel All-Year Air Conditioning to your clients. Hundreds of installations are already operating successfully from coast to coast. And, as the representative testimonials on these pages indicate, owners everywhere are delighted with the comfortable temperatures and humidity, the dust- and pollen-free air, that Servel All-Year Air Conditioning provides every day in the year.

Servel is completely different from any other air conditioning system. One single unit—operating through scientifically designed ducts and registers—offers complete, *six-phase*, year-round air conditioning. In summer, Servel (1) cools the air to refreshing temperatures,

(2) removes sticky, wilting humidity. In winter, the same unit (3) supplies plenty of clean, even warmth in every room, (4) adds just the right amount of moisture to the air for comfort. Throughout every season, Servel (5) filters out dust, dirt, and irritating pollen, and it (6) provides even, draft-free circulation of the conditioned air.

Planning your clients' buildings around Servel permits you greater freedom in design and also materially reduces construction costs. Once installed, Servel is economical to operate. Every unit is backed by a five-year factory warranty against defective parts.

Whatever the job on your desk right now—a home, store, office, bank, clinic, radio station—chances are that we have case histories on parallel applications in our files. We'll be glad to furnish such information and any other data you may need. Just write to your local Gas Company or to Servel, Inc., 8810 Morton Avenue, Evansville 20, Indiana.




"We are very much satisfied with our investment in a Servel All-Year Air Conditioner," writes Clay W. Beckner, 5 Newcomb Boulevard, New Orleans, Louisiana.

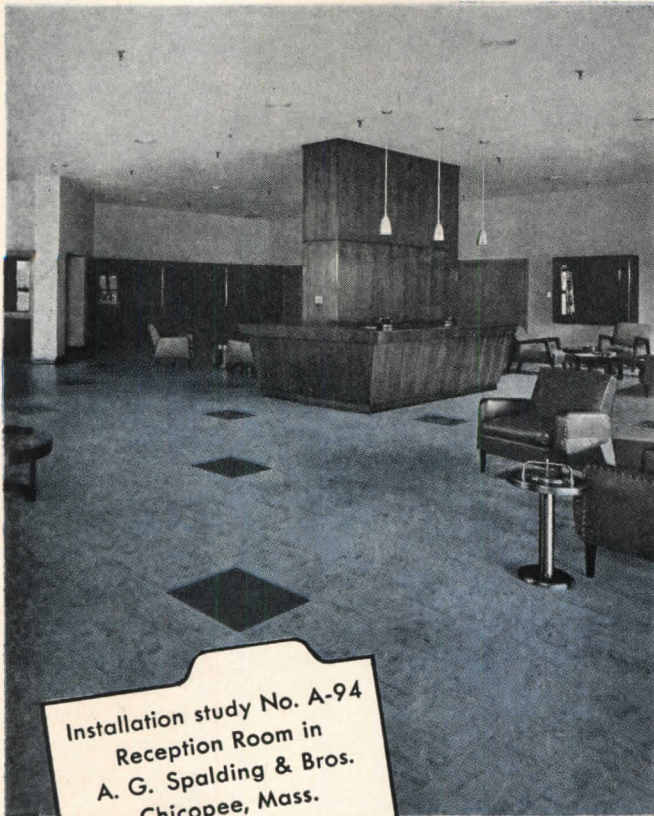
Servel

All-Year

AIR

CONDITIONER





Installation study No. A-94
Reception Room in
A. G. Spalding & Bros.
Chicopee, Mass.

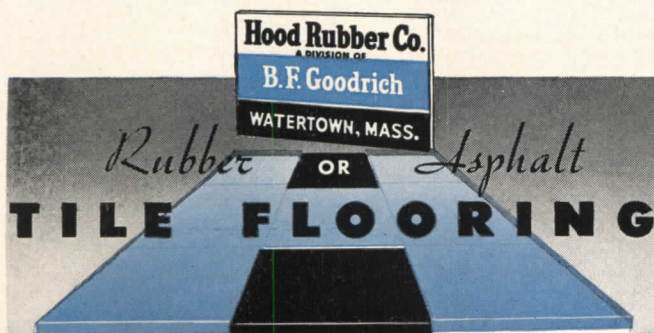
LATHROP DOUGLASS chooses
HOOD
ASPHALT TILE

Again Hood Asphalt Tile has been chosen!

All across the country, more and more leading architects are specifying Hood Asphalt Tile for installations of all types. Most recent is in the newly completed A. G. Spalding & Bros. building in Chicopee, Mass. Here, Lathrop Douglass, well-known N. Y. architect chose Hood Asphalt Tile for the reception room as well as the cafeteria and other offices.

Foremost architects, builders and designers agree on the superiority of Hood Asphalt Tile because through years of experience they've found that they can create colorful, pleasing designs . . . they've found that Hood Asphalt Tile will last . . . they've found it's economical and also that for below-ground areas it has no equal.

See Sweet's or write today . . . see for yourself why leading architects choose Hood Asphalt Tile.



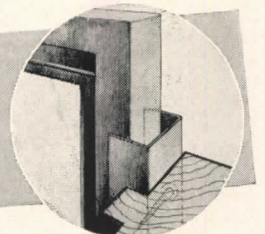
Combination Screen and Storm Sash

Your clients will enjoy these benefits the year 'round:

- 1—Storm sash, screens and weatherproofing in one permanently installed unit
- 2—Nothing to change, nothing to store
- 3—No seasonal refitting or repairing
- 4—Rainproof, draft-free, filtered-screen ventilation
- 5—A cleaner, more healthful and safer home
- 6—Up to 1/3 less fuel requirements

Patented THERMOLOK*
CLOSURE FRAME

Assures permanent, weather-tight fit and perfect alignment because it automatically adjusts to expansion, contraction and settlement.



Your specification of Thermoseal Windows assures your client of all these benefits . . . plus the advantage of reducing heating requirements.

Consult Sweet's Catalog File for Architects or write direct for literature.

Thermoseal Division

THE F. C. RUSSELL COMPANY
DEPARTMENT 2ARA108
CLEVELAND 1, OHIO




©TFCRC

*T. M. REG. APP. FOR

NO OTHER
Wall Type
Air Diffuser
GIVES THESE RESULTS


- *No drafts... no stale air pockets*
- *Prompt equalization of room temperature and humidity*
- *Effective diffusion over an area of 180°*
- *Comfortable air motion*
- *Handles any specified number of air changes*



Frequently in either existing or new air conditioning systems, air supply outlets must be located on walls rather than ceilings. This introduces serious air distribution problems which can then be solved by installing wall-type Anemostat air diffusers . . . for only Anemostat offers a method of air distribution which produces draftless comfort under these circumstances.

Anemostats provide proper air diffusion in over 100,000 air conditioning, heating and ventilating installations. Without exception, owners enthusiastically report complete satisfaction.

Plan for Anemostats in new systems. Use them to correct systems that do not provide satisfactory comfort conditions. Our engineers will gladly assist you.



How Anemostats Work

The principle employed in handling air through the Type "W" Wall Anemostat is the creation of a multiplicity of air currents traveling in layers or blankets at a variety of angles to each other, together with the creation of a multiplicity of counter-currents, and the creation of an aspiration effect by which 35% of room air is drawn into the device where the room air mixes with the cooled or heated air before the primary supply air is discharged.

"No air conditioning system is better than its air distribution"

ANEMOSTAT
REG. U. S. PAT. OFF.

DRAFTLESS AIR-DIFFUSERS
ANEMOSTAT CORPORATION OF AMERICA
 10 EAST 39th STREET, NEW YORK 16, N. Y.
REPRESENTATIVES IN PRINCIPAL CITIES

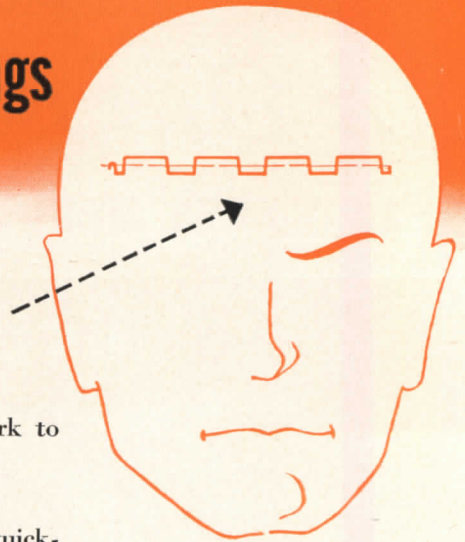
AC-1101

The shape of a modern for thinkers of modern buildings

It is the shape of a Q-Unit. A Q-Unit uses metal, the material most characteristic of our times, to express today's ideas to greatest advantage. It is for you what the flying buttress and stone were to Gothic designers.

A Q-Unit engineered with insulation becomes Q-Panel, a building material for curtain walls. It uses steel framework to its full and logical advantages.

A Q-Unit engineered for electrical availability becomes a Q-Floor. It answers the demand in modern buildings for quick-change of electrical layouts.




Q-PANEL

A Robertson Q-Panel, simply defined, is two sheets of metal with insulation between. It is better defined as a wall unit available in two-foot modules, $3\frac{1}{4}$ inches thick, and having a better U-factor than a 12" masonry wall. A wall of Q-Panel may have surface flat or fluted or alternate both. This opens new possibilities in exterior design. Further flexibility comes from a choice of metals and

colors. Q-Panels may be metal-coated steel, aluminum, stainless or Galbestos.



Q-Panels are easy to design with, easy to work with. They reduce the unpredictable elements in field erection. A crew of only 12 men has erected an area of wall totaling an acre, in just one week. Their favorable weight-to-strength ratio and their maintenance-free beauty, are right for the economics and tastes of today.

The Doubleday Doran Publishing Co.'s building at Garden City, New York, was designed by H.T. Lindeburg, New York City, architect. The Q-Panels use fluted aluminum for exterior surfaces. Contractor was George A. Fuller Company, also of New York City.

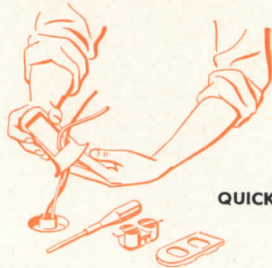


thought

Q-FLOOR



QUICK-IN



QUICK-CHANGE

Steel Q-Floor is shown here with suspended ceiling and a condensed presentation of mechanical equipment needed in a modern building.

Q-Floor is Q-Unit engineered as steel subfloor in answer to this belief: A genuinely modern building today must have electricity available at any point over the entire floor on a few minutes' notice. The steel cells of Q-Floor are crossed over by headers for carrying wires for every electrical service.


An electrician can tap any six-inch area and install an outlet in a matter of minutes. This eliminates need for planning outlets and partitions before tenants move in. It eliminates the mess and delay in digging trenches for subsequent changes. You may

see Q-Floor Fittings at any General Electric construction materials distributor's.

Q-Floors, like Q-Panels, respond to the need of our times for speedy erection. They eliminate as much unpredictable field labor as possible. Q-Floors come pre-cut. Two men can lay 32 sq. ft. in 30 seconds. This reduces over-all construction time 20 to 30%. Furthermore, Q-Floors require no preset inserts. They weigh, including a suspended ceiling, less than forty pounds per square foot and enjoy a four-hour fire rating.

For details, call a Robertson representative. For literature, write

H. H. ROBERTSON CO.



Cross-section of Q-Panel

2404 Farmers Bank Building
Pittsburgh 22, Pennsylvania



Offices in 50 Principal Cities
World-Wide Building Service

ANNOUNCING \$2,750.00

HIDDEN TALENT COMPETITION

sponsored and conducted by

THE MUSEUM OF MODERN ART

and

ARCHITECTURAL RECORD

APPROVED BY THE A.I.A. COMMITTEE ON SECONDARY COMPETITIONS

Professional Advisers

PHILIP C. JOHNSON, Consultant
to the Department of Architecture
The Museum of Modern Art

KENNETH K. STOWELL, A.I.A.
Editor-in-Chief
Architectural Record

Purpose The purpose of the competition is to discover and encourage latent architectural talent by rewarding the successful competitors with cash awards and both local and national publicity. Winning designs will be placed on exhibition at the Museum of Modern Art in New York and will be given national publicity through publication in the *Architectural Record*. In addition, material for local publicity will be provided.

| | | |
|---------------|---|-------------------|
| Prizes | FIRST PRIZE | \$1,000.00 |
| | SECOND PRIZE | 750.00 |
| | THIRD PRIZE | 500.00 |
| | TEN HONORABLE MENTIONS \$50 each | 500.00 |
| | TOTAL | \$2,750.00 |

TEN PRIZES each consisting of a three-year subscription to the *Architectural Record* and a year's membership in the Museum of Modern Art.

Competitor Eligibility

Any architect, designer, draftsman, engineer or student residing in the continental U.S.A. shall be eligible to compete, providing that no building or architectural design of his shall have been published with his name as architect or designer, in any national magazine.

Since the object of the competition is to uncover individual talent, the design submitted must be the work of a single person, *not* of collaborators or a group.

Name
(Please Print)

Street Address

City Zone State

My suggestions for members of the jury are:

In submitting a design for this competition, I agree to abide by all of the conditions set forth in the Competition Program

Signed _____

ENTRY BLANK

TO: PROFESSIONAL ADVISERS,
HIDDEN TALENT COMPETITION,
C/O ARCHITECTURAL RECORD,
119 WEST 40th STREET,
NEW YORK 18, NEW YORK

Please send me, at the above
address, the Program for the
HIDDEN TALENT COMPETITION

Design Problem The problem is the design of a memorial community center for a town in the Middle West.

Basis of Award The program calls for a public building — that is, one which will arouse civic pride as well as serve its particular function. The Jury will, therefore, pay special attention to the aesthetic aspects: character, proportion, scale, spatial arrangement and use of material.

Jury of Award The Jury shall consist of five recognized architects chosen by the Museum of Modern Art and the *Architectural Record*, whose names shall be announced on the first day of the judging.

Suggestions for Jury (Optional) Each competitor may submit the names of five architects whom he would like to have selected as members of the Jury.

Dates The Program will be issued September 6, 1948.


The Competition will close 5 P.M. Eastern Standard Time, November 8, 1948, and all drawings must be delivered, or postmarked by the Post Office before that time. Drawings must be addressed to HIDDEN TALENT COMPETITION, The Museum of Modern Art, 11 West 53rd Street, New York 19, New York.

Judging will commence on December 3, 1948, at the Museum of Modern Art.

Exhibition and Publication The winning and other selected designs will be exhibited at the Museum of Modern Art in February, 1949. Winning designs will be published in the *Architectural Record*.

Entry Blanks The entry blank signifies merely the intention to compete, and does not constitute an obligation to submit drawings. Entry blank must be sent promptly to Professional Advisers, HIDDEN TALENT COMPETITION, c/o *Architectural Record*, 119 West 40th Street, New York 18, New York. Cut out and send the entry blank printed above.

....for Enduring Beauty
at Reasonable Cost



**UPSON
DUBL-THIK
Fibre-Tile**

Here is a safe way for architects to reconcile cost with beauty and permanence.

Specify *Upson Dubl-Thik Fibre-Tile* for baths, kitchens, stores, and offices where washable tile-like material is indicated.

It comes unfinished with special smooth surface ready for enameling. So there is no limit on your choice of colors.

You get an unmarred wall—free of visible nail holes. Panels are securely anchored *from the back* by unique Upson Floating Fasteners designed to compensate for normal structural movement. In new construction, fasteners are nailed direct to studs. You get a *resilient*, crackproof wall made of tough 5-ply laminated panels more than $\frac{1}{4}$ " thick. *Will not chip or loosen.* Tens of thousands of such walls have been in use for years. F. H. A. accepted.

Installed and finished, a wall of Upson Dubl-Thik Fibre-Tile Panels should cost less than the material cost alone of tile or most pre-finished tile-like materials. For details see Sweets, or write us, or mail the coupon.



Easily Identified By The Famous BLUE Center

THE UPSON COMPANY

410 Upson Point, Lockport, New York

Send me your booklet "Gleaming Magic," prices and directions for applying Upson Dubl-Thik Fibre-Tile.


NAME _____

STREET _____


CITY _____

STATE _____

GET THE FACTS ON LOUVRED CEILING
Newest
Modern
Reasonable



ADAPTABLE TO EVERY TYPE OF CEILING




LOBBIES

The Neo-Ray ML-2448 Louvred Ceiling is made in stock sections. It is adaptable to various job conditions such as: projections from wall, curved areas and columns and yet maintains true alignment.

TECHNICAL DATA


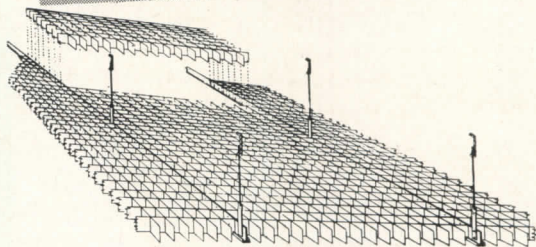
Neo-Ray lighting experts will assist you in working out details for specifications. Our engineers will be glad to give you all the technical advice you need, plus the kind of practical facts your clients will appreciate and give you credit.



STORE INTERIORS

MATERIALS • CONSTRUCTION


Into the ML-2448 have been incorporated Neo-Ray's many exclusive construction features. True alignment is prefabricated through precision manufacturing. Grooves in track and louvre interlock to assure permanently perfect alignment. When you point out the features, plus the initial low cost and easy maintenance facts of ML-2448, clients will quickly recognize your interest in better building and in economical, efficient lighting.



STORE WINDOWS

WRITE TODAY

Before you prepare another specification, write for Neo-Ray's free booklet. No obligation whatever, of course. Use coupon below.



Neo-Ray
PRODUCTS, INC.
 NEW YORK 10, N. Y.

DEVELOPERS AND PRODUCERS OF THE LATEST IN LIGHTING

NEO-RAY PRODUCTS, INC.
 313 East 22nd Street
 New York City 10

R-10

Date.....

Gentlemen:

Without cost or obligation, please send me your booklet on Neo-Ray Louvred Ceiling.

Name

Address

City..... Zone..... State.....

Simplify ordering






for example
ON INDUSTRIAL PROJECTS
WESTINGHOUSE
CAN SUPPLY:



POWER DISTRIBUTION EQUIPMENT

- | | | |
|---|---|---|
|  Outdoor Unit Substations |  Panelboards |  Meters and Instruments |
|  Network Unit Substations |  Ignitron Unit Substations |  Safety Switches |
|  Control Centers |  Dry Type Transformers |  Load Centers |
|  Bus Duct |  Power Transformers |  Capacitors |
|  Mechanical Drive Turbines | | |

HEATING AND VENTILATING EQUIPMENT

- | | | |
|--|---|---|
|  Air Conditioning Equipment |  Forced Fans |  Fly Ash Control |
|  Compressors |  Fume Exhaust Systems |  Speed Heaters |
|  Air Blenders |  Roof Vane Ventilators |  Unit Heaters |
|  Precipitrons |  Unitaires |  Industrial Heating |
|  Induced Fans |  Ventilating Fans |  Stokers |



**CONSTRUCTION
AHEAD**

FOR *Everything Electrical*

and installation

BY DEALING WITH ONE RELIABLE SOURCE FOR . . .

Everything Electrical

CONSTRUCTION AND BUILDING EQUIPMENT



Welding Equipment



Flood Lighting



Freight Elevators



Motors and Controls



Water Coolers



Passenger Elevators

LIGHTING EQUIPMENT



Office Lighting
Equipment



Vapor-tight and
Dust-tight Luminaires



High Bay Luminaires



Industrial
Lighting Equipment



Silvered Bowl Diffusers



Lamps

Remember this fact! Everything electrical for industrial buildings—to *produce, distribute, control* and *utilize* electric power—can be obtained through Westinghouse and its Distributor Organization.

By centralizing responsibility with Westinghouse for power distribution equipment, construction and building equipment, heating and ventilating equipment and lighting units, you gain important advantages:

1. **Specialized Engineering** . . . to assist in selecting and applying equipment for maximum efficiency.
2. **Simplified Ordering** . . . by providing a focal point of contact for all buying and specification data.
3. **Speedier Installation** . . . by centralizing responsibility for delivery and installation.
4. **Better, More Reliable Service** . . . through the co-ordinated design and construction of Westinghouse equipment, plus broad experience in applying it for all types of industries. Westinghouse also offers unmatched electrical maintenance service, through its nationwide chain of Renewal Parts Warehouses and Manufacturing and Repair Shops.

Call your nearest Westinghouse District Office or Distributor for full information on this co-ordinated service. Also ask for the new Architect's and Engineer's Data Book, containing 362 pages of electrical equipment data, or write Westinghouse Electric Corporation, P. O. Box 868, Pittsburgh 30, Pa. J-94753

LOOK TO . . .


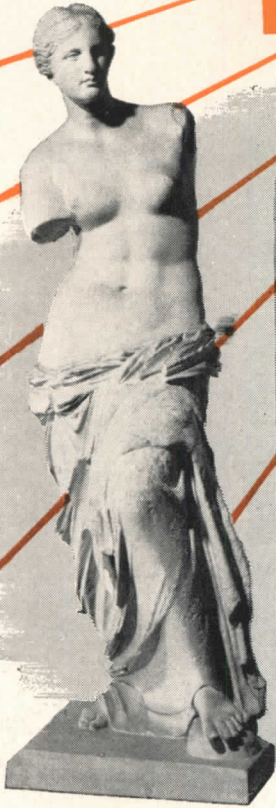
Westinghouse

PLANTS IN 25 CITIES . . . OFFICES EVERYWHERE



TRUE DIFFUSION

FOR DRAFT-FREE COMFORT



CLASSIC BEAUTY

WITH THE **NEW** HONEYWELL REGISTER

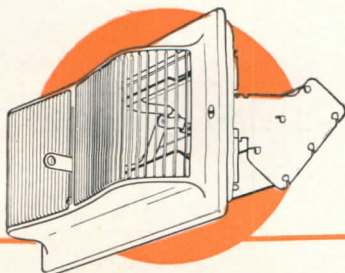
DESIGN FEATURES

1. Balancing becomes a QUICK, ONE-MAN job.
2. Branch quadrants can be eliminated, when velocities are under 800 fpm.
3. Installation costs are drastically cut.
4. Smart new appearance and functional design.
5. No streaks on walls and ceilings.
6. Manual shut-off for fuel saving and convenience.

SIT right in front of the new Honeywell Register after installation on a forced air job. You'll never be conscious of disturbing air movement with either high or low wall installations.

The radically improved design of this handsome new register eliminates drafts—prevents discomforting blasts of air into the room. The graceful lines of the extended grille afford a gentle, even flow of air that blankets every nook and cranny of the room. Temperatures are the same in all parts of the room. Cold spots are eliminated.

Besides greater comfort, the Honeywell Register enables you to offer other long-needed improvements. Unsightly wall and ceiling streaks are prevented. Installation costs are lowered sharply. And the streamlined beauty of the register takes its place with even the most exacting decorating schemes. Small wonder the Honeywell Register is fast gaining overwhelming acceptance. Minneapolis-Honeywell, Minneapolis 8, Minnesota. In Canada: Toronto 17, Ontario.



Self-contained volume dampers accurately meter the air with an adjustable lever at the register itself. Locking feature guards against unbalancing system.

MINNEAPOLIS
Honeywell
CONTROL SYSTEMS

73 BRANCHES FROM COAST TO COAST WITH SUBSIDIARY COMPANIES IN: TORONTO • LONDON • STOCKHOLM • AMSTERDAM • BRUSSELS • ZURICH • MEXICO CITY

THIS VICARIOUS EXPERIENCE — PLUS

EVEN the radio has popularized the slogan that "experience is the best teacher." But for any one individual to acquire through his own experience enough knowledge to conceive and put on paper all by himself the design and specifications for even a small house is obviously impossible. Do I hear someone say, "Shucks, I do that every day"? But do you? Just from *your own* experience? Just how much of your experience is really vicarious? When you come to analyze it, hasn't most of the knowledge you acquired come from the experience of others? It might be good for our designs, our egos (and for our clients, employees, contractors and all the rest) if we acknowledge that fact and ponder it a bit, all by ourselves. That vicarious experience, that knowledge of our art and science is one of the unearned increments of modern life (unearned by us, though perhaps bought dearly by our predecessors).

The important things about vicarious experience is how and where we can get the most of it and the best, our judgment in making use of it and, last but not least, our ability in adding to it, through our own intelligence and imagination, our bit toward better solutions.


It is worth while, if a bit humbling, to examine our sources of vicarious experience. Our ability to analyze, judge, choose, decide and create comes first from our academic training, the early absorbing of facts, principles, practices and techniques that stem from the long ages of building experience and research, passed on by the instructors in the school. Allied to this knowledge, thus gained from vicarious experience, is that to be had from books, architectural periodicals, research reports, and manufacturers' literature. Most architectural experience, past and present, is thus recorded — experience in planning, design, structure, materials, equipment, furnishing and techniques. These are the most readily available sources of the constant changes and improvements in the art as they are brought about.

Again both our partners and our employees supply their, to us, vicarious experience on which we must rely, trusting their discrimination and judgment. Stepping outside the architectural firm itself, there is available the vast amount of valuable experience of consultants, specialists, experts, engineers. And, in this connection, one should take full advantage of the experience of clients — owners, managers, superintendents, users of buildings. Much can be gained also from the practical experience and advice of contractors, foremen, and the artisans themselves.

It would thus seem that architectural competence depends, in larger measure than at first appears, on the quantity and quality of the vicarious experience absorbed and used. That is where our personal experience comes in. In the use of all this, the architect's own critical analysis and judgment must be constantly employed in deciding on the validity of the material presented and on its possible application to the particular problems in hand. Still, while acknowledging all this, in the end our value is determined by what we add to our vicarious experience to improve the soundness, commodity and delight of the buildings we design. It's the plus that counts!

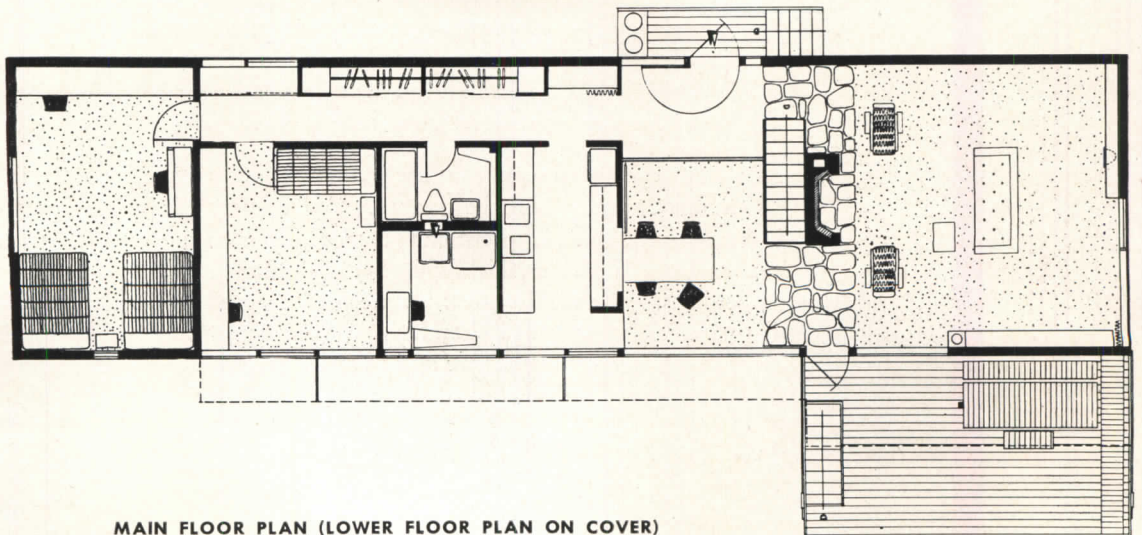
Kenneth K. Stowell

EDITOR




Damora

Marcel Breuer

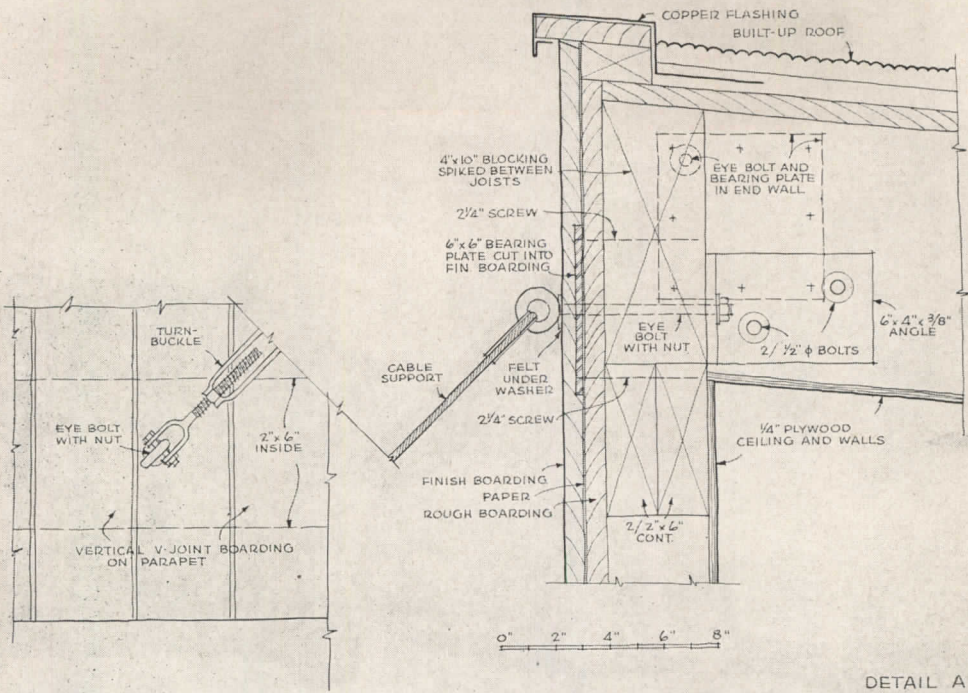


MAIN FLOOR PLAN (LOWER FLOOR PLAN ON COVER)



MARCEL BREUER BUILDS FOR HIMSELF

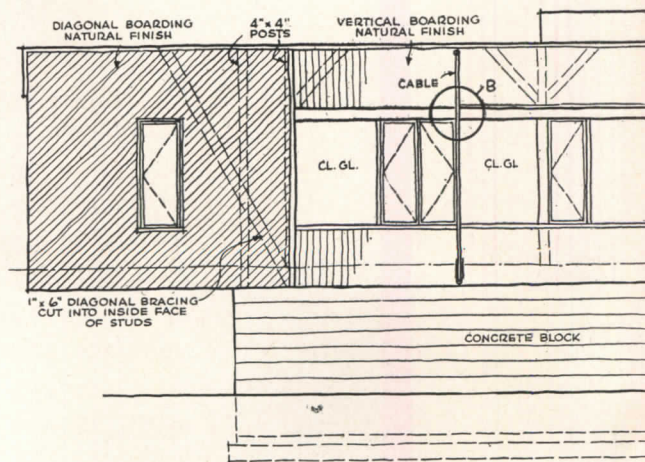
FOR his own home Breuer has done a house which undoubtedly will find its way into future texts on architecture. Certainly there will be paragraphs pointing out to future students its sensuous qualities. For there is much in this house to warrant not only a lyrical note, but also to stand up under critical analysis. The sense of suspension which characterizes the design is readable in some degree in the photographs, is felt much more strongly by actual visitors. The suspension is a fact, not merely a feeling; the balcony porch is suspended on steel cables, as are also the sunshades. The stairs, too, actually hang from the hanging porch. Probably, nevertheless, the sense of suspension comes rather from the cantilever than from the actual suspension. The irresistible appeal of the cantilever is here developed to the ultimate degree. What Breuer has done, in effect, is to build a small basement story above ground, and then balance a full-size one-story house



Construction is very similar to that of the so-called American frame house, but the frame was designed (with small dimensional lumber) to accommodate the long cantilevers — 10 ft. at either end. Floor members carry very little of the cantilevered load — the diagram on the front cover shows the floor joists running crosswise of the cantilever. Main load is carried by sheathing and weather boarding (though the latter is not considered as structural); both are used diagonally, the sheathing in one direc-

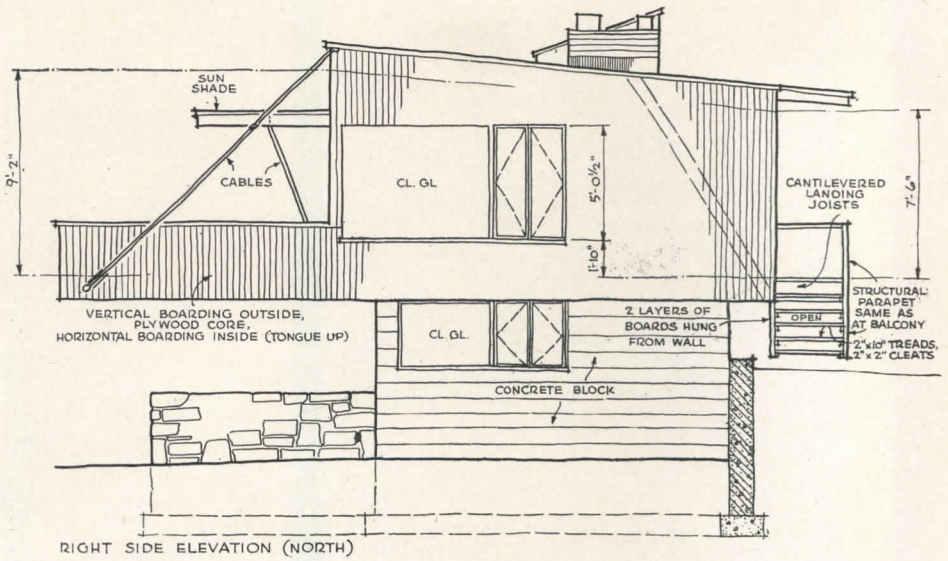
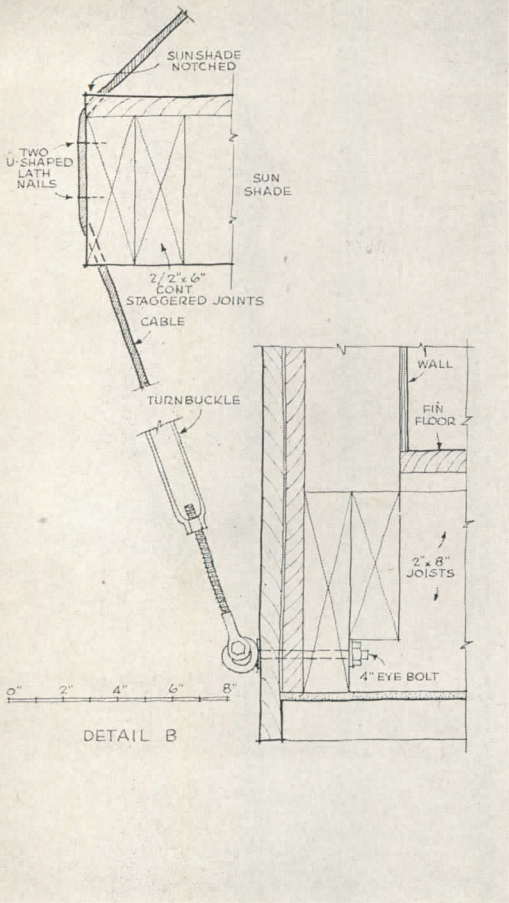
neatly atop it, cantilevered on all sides, with really long cantilevers at the ends. It looks as if the lower floor had been planned for its relatively small space needs, and the main floor planned separately for its needs, then the two combined. And that is exactly what happened.

The true story of this house, however, lies in the simple engineering logic with which its esthetic qualities were achieved. It was not done with any damn-the-expense design, but rather with what Breuer characterizes as "traditional frame construction adapted to achieve very large cantilevers without heavy framing members, or steel or concrete." Any Connecticut carpenter could understand, and approve, the almost primitive use of ordinary boards and rough lumber. And



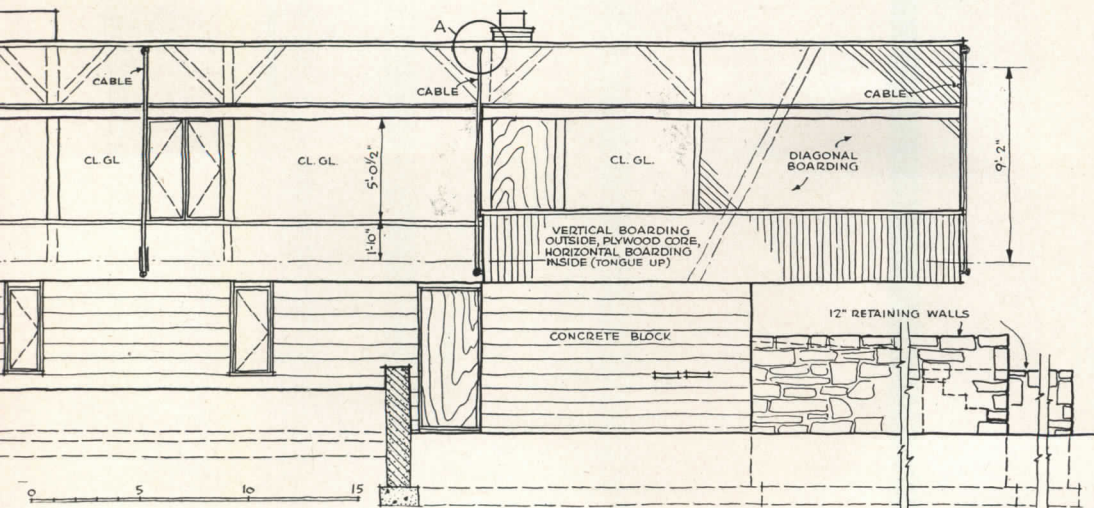
FRONT ELEVATION (EAST)


Marcel Breuer




tion, the outer boards in the other. The walls become in effect full-height trusses. Let-in bracing provides additional strength. Double 2 by 6's, in the position of the upper plate, carry the tension across the top of the house, and balance the pull from either end section. Four-by-four posts, in addition to normal studs, carry the extra weight. The porch is suspended (see details) by steel cables, using a type of hardware and turnbuckles used for the rigging of boats; they came from a Provincetown

hardware store and cost \$22.00 all together. The end elevation shows how the weight is transmitted to the frame, the ordinary boarding again taking its share of the tension. Also there is some true cantilevering in the extension of the joists from house to porch. And the porch parapets enter into it too, being considered as structural plate trusses. The exterior stair is suspended from the floor of the porch, with a miniature concrete block to act as a stabilizer. Sunshades too are supported by tension cables





Marcel Breuer



Damora


any parsimonious Yankee could appreciate this particular victory over inflation in building costs.

Far from being an expensive house, it is surprisingly economical. Careful cost checks show a cube cost of just 75 cents, a total cost of \$17,300. The total is less than half what most visiting architects have been guessing when they first register its expanse.


In the interior a similar approach to design has used essentially simple materials and ideas with equally good effect. The interior finish is painted plywood throughout, except the ceiling of the living-dining entrance space, which is cypress boarding, and the larger bedroom, which is natural gum plywood. Floor surfaces are Haitian mattings, bluestone and black asphalt tile.




Painting is white throughout, combined with natural wood surfaces, with certain walls in quite definite colors. The north wall of the living room is a strong cobalt blue, the low screen wall between dining room and entrance is the same color on both sides, so is one wall of the larger bedroom, with the adjacent walls one white and one a dark, neutral brown, the fourth a medium gray.

The house is planned for active living, including considerable entertaining, without servants. Visitors help in the kitchen. Connection from kitchen to other rooms is without doors, sliding cupboard doors connect dining table to kitchen. And from the centrally placed kitchen everything in the house and outdoors can be supervised — children, deliveries, also guests.



Marcel Breuer






The bedrooms are used also in the daytime as living rooms. The large bedroom has a piano, a large counter-desk for drawing, painting, correspondence, etc. The smaller bedroom too has room for a similar counter, also for comfortable seats.

The lower portion houses all auxiliary functions — heating, storage, second bathroom, workshop combined with guest room, playroom, and another bedroom for a five-year-old son, close to playroom, workshop and outdoors. And the lower level is a dirt and noise trap, appreciated alike by parents and children.


STUDIO-HOME OF THE

DEL MAR, CALIFORNIA

John Lloyd Wright, Architect



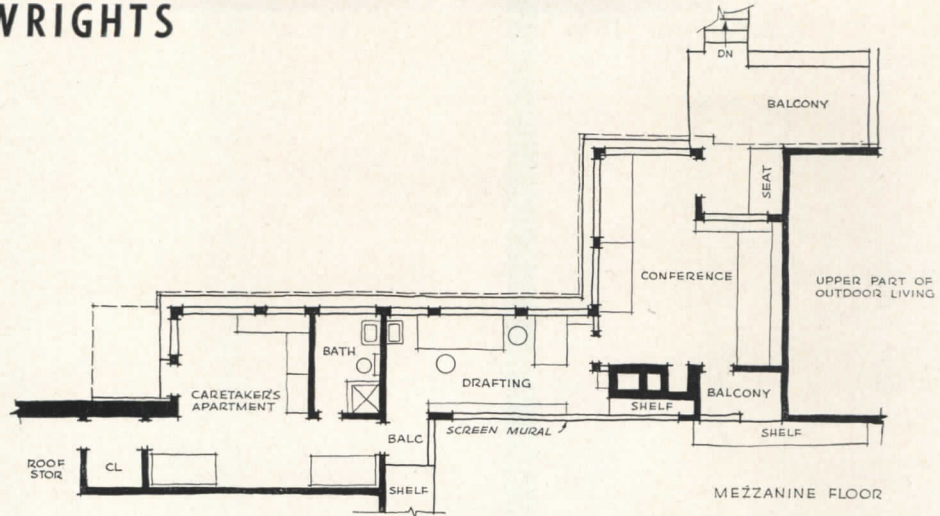
Handley Photos by Schneider



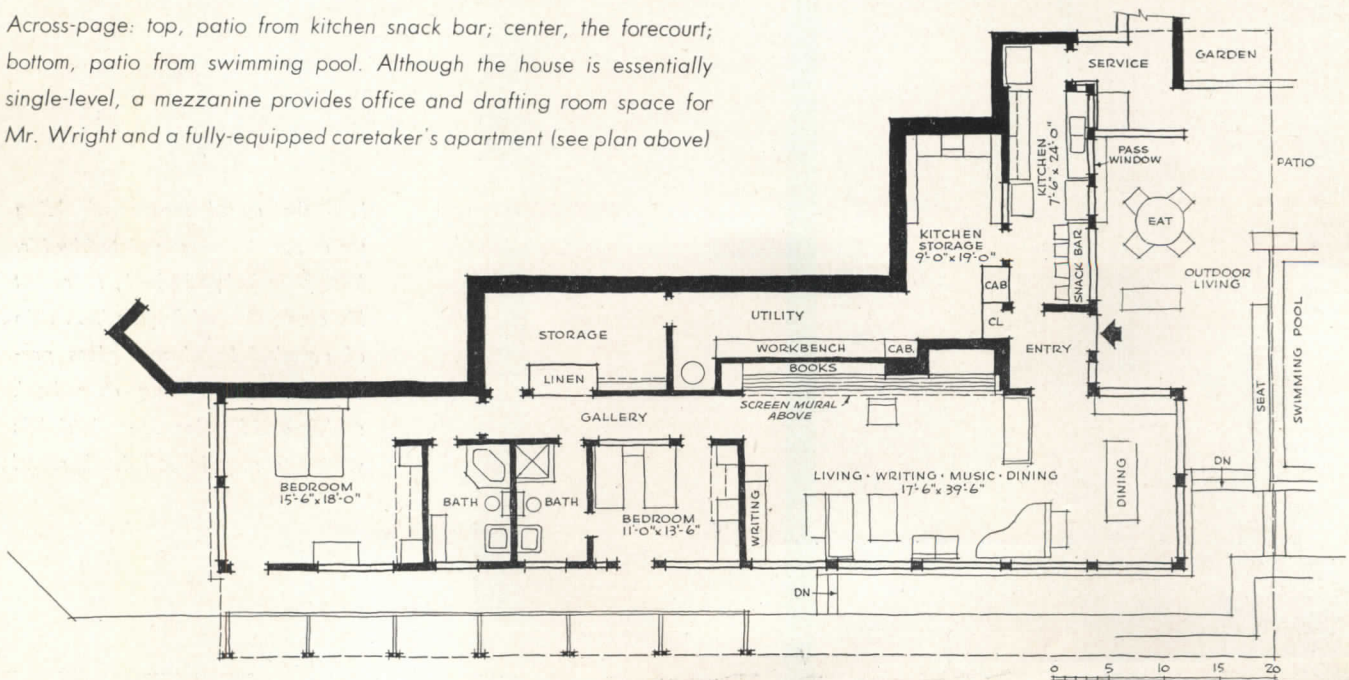
MERGING into its luxuriant four-acre site so well that it seems to be a part of the landscape, this studio home of John Lloyd Wright and his author-wife, Frances Wright, successfully separates working and living areas though keeping them within the main body of the house. Mr. and Mrs. Wright like to work together, so the drafting room is located on a mezzanine opening via a screen mural to the writing area below. An upper-level entrance is provided for the architectural office to keep business activities "out of the house."

Of wood frame and reinforced concrete construction, the house has exterior walls of handmade adobe burned brick (orange terra-cotta) from a nearby canyon. White stucco is "woven through" the exterior creosoted wood; the shingles of the pitched roof are redwood.

JOHN LLOYD WRIGHTS




Across-page: top, patio from kitchen snack bar; center, the forecourt; bottom, patio from swimming pool. Although the house is essentially single-level, a mezzanine provides office and drafting room space for Mr. Wright and a fully-equipped caretaker's apartment (see plan above)




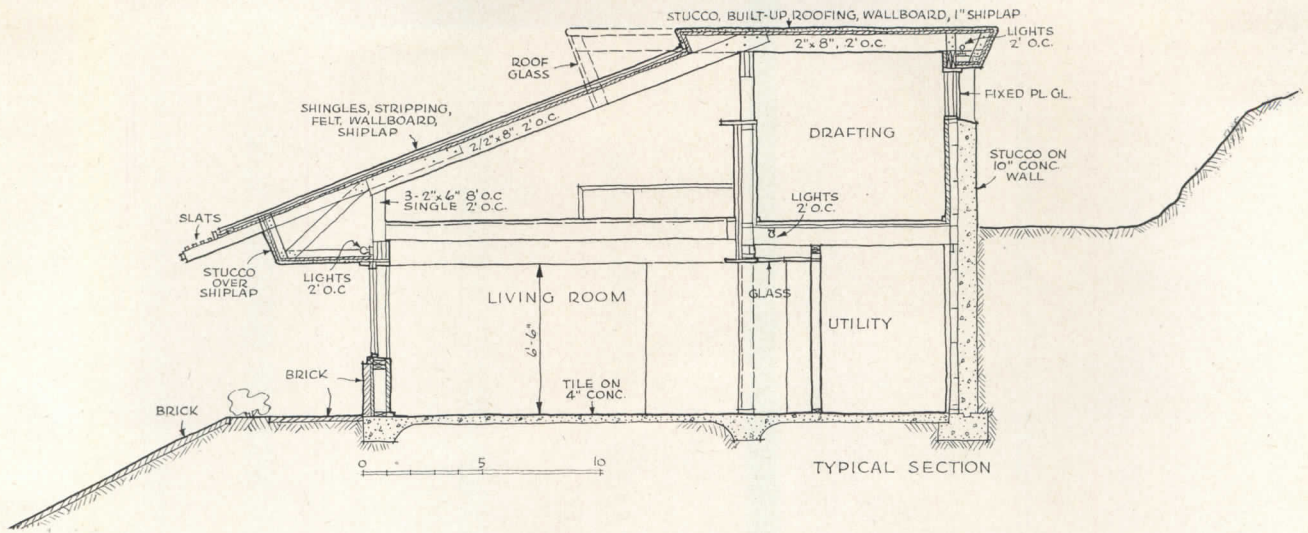


Left: living room and dining area; windows overlook swimming pool. All interior woodwork is stained with pastel water colors, with ceilings in sunset coral tints. Floors are red quarry tile in living areas, gray ceramic tile in bedrooms

Right: entrance door is enriched with eucalyptus acorns from premises



Left: the mural screens shielding the mezzanine were painted by Mr. Wright in Tokyo in 1916, represent his conception of Toyland. A strip of paneled translucent glass provides special lighting over book shelves and fireplace. Mrs. Wright's writing corner in left background



The house occupies a flat area bulldozed through the side of the cliff and rests on a reinforced concrete mat. All windows are stationary plate glass with ventilating panels in the wall below. Left: kitchen walls are pale yellow tile, ceiling is dusty blue, floor pale gray ceramic tile

Handley Photos by Schneider

Right: the drafting room terrace



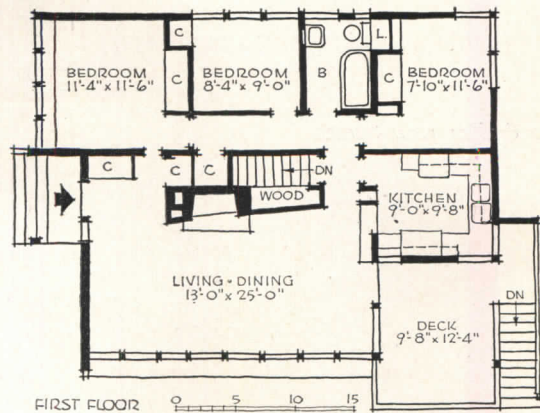
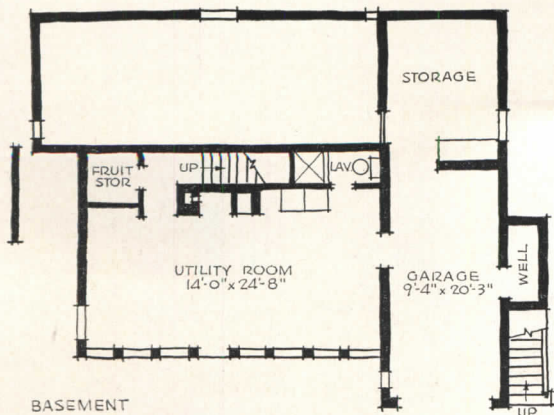


Richard Garrison Photos

A COUNTRY HOUSE IN THE PENNSYLVANIA HILLS

The Lloyd A. Young Residence, Bradfordwoods, Pa.

Mitchell & Ritchey, Architects






The main entrance, shown above and to left of photo on opposite page, is at the side of the house. Living room stretches full length, with huge utility room below opening to terrace

BUILT into the side of a hill, this Pennsylvania residence looks deceptively small from one level and deceptively large from the other. The secret lies in a multi-purpose utility room on the lower level, which comes within inches of being as large as the living room above it. Actually, the house is a small one, with all rooms on one floor and all but the living room very modest in size.

Several features lend special interest to the plan, chief among them the pseudo entrance hall gained by

the placement of the "front" door opposite the deep end of the fireplace wall, and the minimal corridor achieved by the bedroom arrangement.

The direct simplicity of the exterior is well keyed to the deep-country character of the site in the hills just north of Pittsburgh. Vertical redwood siding relieves the predominantly horizontal lines of roof and windows. All windows except those in the kitchen are fixed sash, at the specific request of the owner. Ventilation is by louvers and a fan and duct system.






The deck, above, is handy to the kitchen and offers complete seclusion for outdoor dining. Left: the dining end of the living room; door in background leads to deck



Above: the fireplace wall in the living room is of knotty pine, contains unusual storage facilities; main entrance is at left. All windows are fixed sash except for kitchen casements, and ventilation is controlled by louvers beneath the windows and a fan and duct system. Floors are linoleum covered, lighting is fluorescent





TWO OFFICE BUILDINGS FOR SHELL OIL

1. OFFICE BUILDING FOR AMMONIA PLANT, SHELL POINT, CALIFORNIA

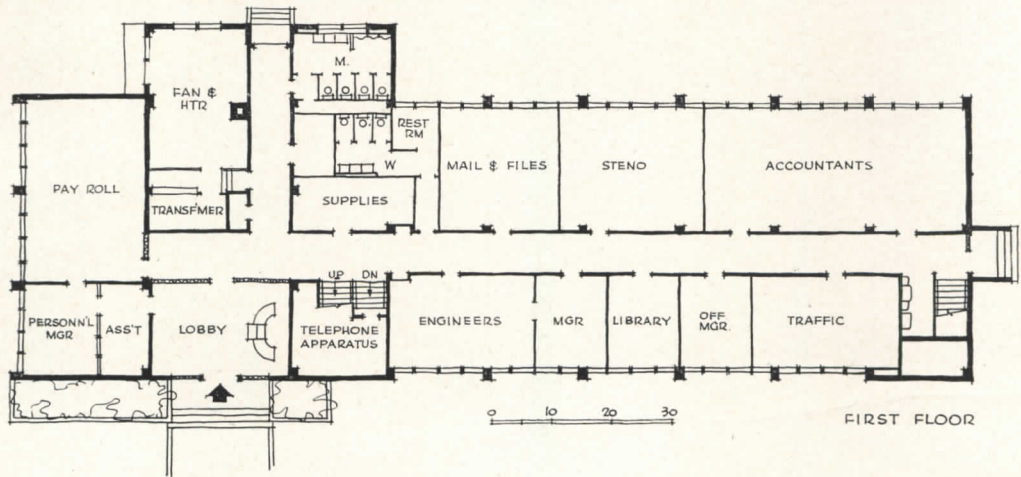
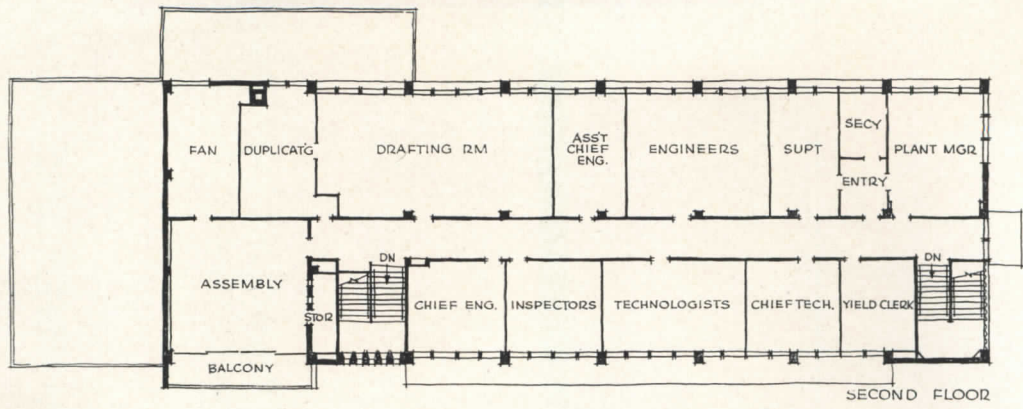
Kaufmann, Lippincott and Eggers

Architects




NOT very often do photographs tell their own story as adequately as do these of two industrial office buildings for the Chemical Division of Shell Union Oil Corporation. While the untrained observer would surely be impressed by a certain confident authority in the design, an analytical eye is rewarded by recognizing the essential fitness of each separate element. The modular pattern, for example, is frankly expressed, since the columns were placed on the exterior in order to preserve complete flexibility for interior partitioning. Similarly other elements explain themselves — the fenestration, the eyebrows, the balcony which opens the conference room to outdoors, and so on.

ARCHITECTURAL RECORD




Both buildings (this one and the Martinez office building) were designed on a 4-ft. module — columns on 16-ft. centers, windows and fluorescent fixtures at 4 ft., air supply outlets 8 ft. on center from plenum chamber over corridors. Steel universal forms 2 by 3 ft. dictated the height of this concrete building at 12 ft. floor to floor. Overhangs are a continuation of the floor slabs

Roger Sturtevant Photos







Stair hall windows, a quiet element on the exterior, become a dramatic feature inside, through the simple device of angling the window embrasure to enlarge the opening





Corrugated glass at the front of the lobby (below) brings a cheerful but soft daylight to the interior, and the same treatment at the rear of lobby extends the daylight effect to the corridor (left)





With the exception of the drapes, the manager's office has the typical finish — acoustic tile ceiling, painted plaster walls, asphalt tile flooring, some wood trim in natural finish, and demountable partitions. The structural system is reinforced concrete throughout, with normal column girder and pan floor system, all of which has been reduced to the greatest simplicity to make the building as economical as possible






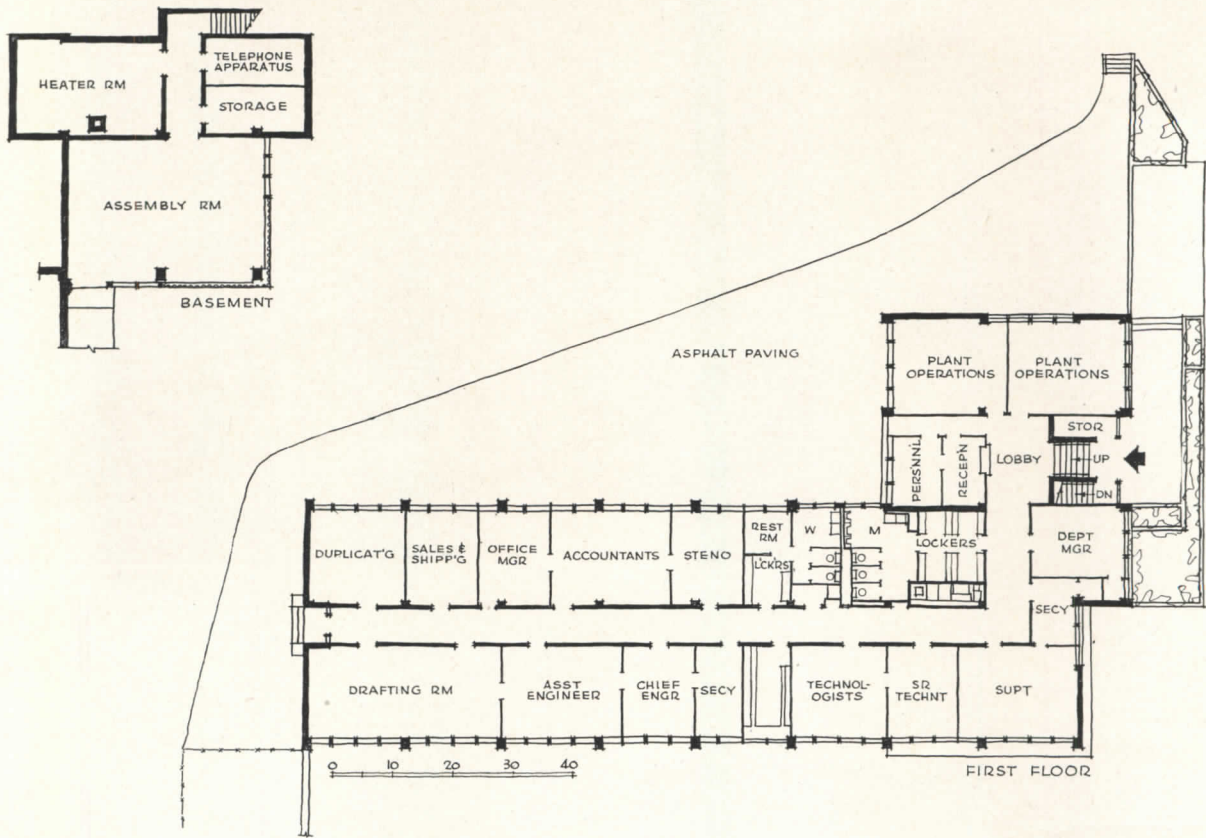
2. OFFICE BUILDING FOR ALCOHOL PLANT, MARTINEZ, CALIFORNIA

Chemical Division, Shell Union Oil Corporation

Kaufmann, Lippincott and Eggers, Architects




THOUGH this building differs in appearance from the one preceding, it is basically the same scheme adapted to another site. It has the same objective — flexible office space for a large chemical plant — the same modules of space, windows, lights, and air conditioning outlets. Except for the brick exterior, it also has the same materials throughout. And, while the composition is entirely different, the same basic elements still speak out with a similar directness, a similar note of competence and efficiency. Here perhaps, though, there is a heightened dramatic effect in the hillside angling.




Office space can be subdivided at any 4-ft. window mullion, as the plan indicates; thus there could be an 8-ft. office ("secy" on plan), a 12-ft. unit for an executive, and so on upward to large open offices. As in the preceding building, columns are outside; there is nothing inside to interfere with placing of standard movable partitions in any desired position

Roger Sturtevant Photos



Lobby, recessed of necessity because of the stairs, is opened to daylight with large window panels of corrugated glass




Roger Sturtevant Photos



This corridor photograph could have been taken in either of the two office buildings, as both interiors are identical. Ceilings are furred down for air conditioning ducts; floors, asphalt tile


Manager's office, right, shows standard office interior — acoustic tile ceiling, asphalt tile floor, painted plaster walls



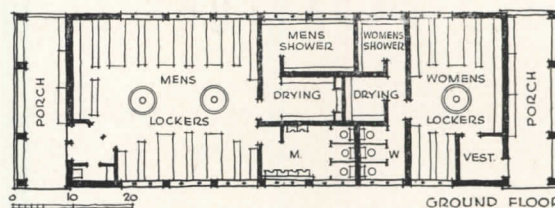


"CHANGE HOUSE," MARTINEZ PLANT



Kaufmann, Lippincott and Eggers, Architects



WASHROOMS become a separate building at this large chemical plant of Shell Union Oil Corporation. Plan shows its original layout for wartime operation, but since the plant no longer employs women, the center solid wall has been broken through, and the men have taken over.



Roger Sturtevant Photos





Julius Shulman Photos

BOLD DEPARTURE FROM TRADITIONAL BANK DESIGN

Citizens National Trust and Savings Bank, Los Angeles

Stiles Clements Associated Architects & Engineers


REPRESENTING a distinct departure from traditional bank architecture, the new branch of the Citizens National Trust and Savings Bank on Wilshire Boulevard, Los Angeles, features an impressive façade of plate and corrugated glass panels, aluminum and limestone. The west side of the building (right in photo above) is of architectural concrete finished with mica flakes; ground floor windows here have dark green louvers to minimize the glare of the afternoon sun.

The exterior stone flows through into the interior to add interest to the plaster and bleached mahogany

vener wall treatment. Floors are terrazzo in the entrance areas, carpeted in soft green elsewhere. Fixtures are of bleached mahogany and corrugated glass; railings are plate glass. Drapery and corrugated glass baffles screen the tellers' area from the noise of the work space.

The bank itself occupies only the first floor and mezzanine. The second floor contains a rental area totaling about 10,000 sq. ft., lounges, and future escrow room for the bank. Additional rental space is provided by a store to the east of the main entrance.

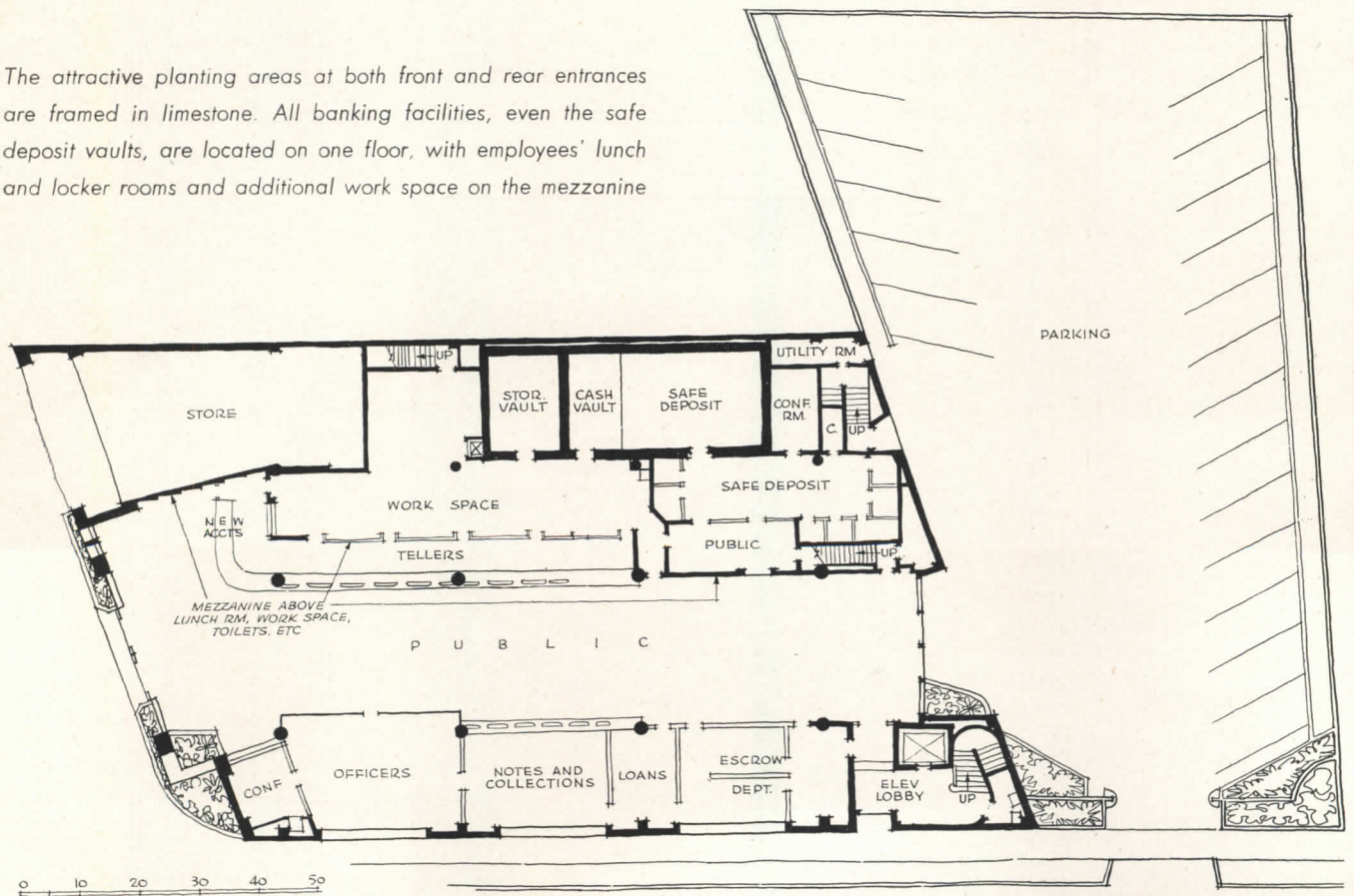




The main entrance (above) looks across Wilshire Boulevard to Hancock Park and the Hollywood Hills. Doors are tempered glass with aluminum metal finish. The parking lot entrance to the rear is similarly treated (see page 120)



The attractive planting areas at both front and rear entrances are framed in limestone. All banking facilities, even the safe deposit vaults, are located on one floor, with employees' lunch and locker rooms and additional work space on the mezzanine



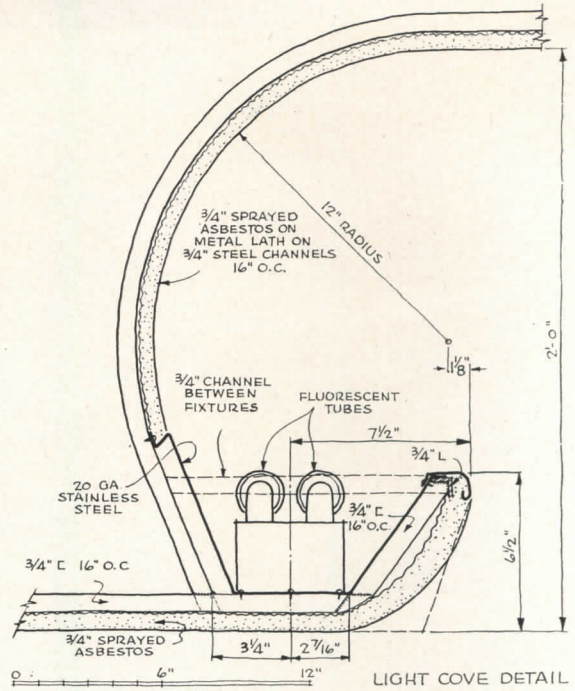


Above: view through the bank from main entrance to parking lot. Columns are green Verde Antique marble. Ceiling is sprayed asbestos to increase acoustical absorption; center portion is 2 ft. lower than side panels, permitting continuous longitudinal fluorescent light troughs. The drop ceiling also has rectangular light troughs, and flush floods are widely used




The officers' section (left) is separated from the public area by a plate glass railing. Corrugated glass screens the conference room

Lighting has been carefully worked out to maintain approximately 35 footcandles at counter height for the critical areas such as desks, counters and tellers' cages. Detail of light cove at right




The area behind the corrugated glass panel at right houses the general accounting offices, vaults and safe deposit department. Light is admitted through panel and through the corrugated glass walls immediately behind the tellers




RAILROAD BUILDINGS

Laurence Lowry Photo



THE ARCHITECTURE OF RAILROADS



Courtesy New York Central System

*"Come all you rounders, for I want you to hear,
The story of a brave engineer,
Casey Jones was the rounder's name,
On a big eight wheeler of a mighty fame. . ."*

NO COUNTRY in the world owes as much to Casey Jones and his big eight wheeler as do the United States of America. And no architects in the world owe as much to the railroad as do the professional descendants of William LeBaron Jenney, whose early steel frame buildings, constructed of the structural steel sections first developed as railroad tracks, made possible the American skyscraper. The architecture of railroads — of stations, of engine sheds, and of railroad bridges — is, in America, a true and original part of our cultural heritage.

What has happened to this great tradition? Did it bog down in the economic depression of the thirties, that nearly broke American railroads? Are there signs of its revival in their startling and sudden economic recovery during the past few years? Is there any evidence that the shiny rail of steel, once the mainspring of our new architecture, will again help rejuvenate the art of building?

The Spirit of the Railroad


Ever since the first railroad train rattled through our land men have held romantic notions about this strangely unbeautiful thing. These notions held a very special quality of romance, for there was nothing pretty about the sooty, grimy steel monster; it was always

gross, ugly, and endowed with an ear-splitting grind and a nerve-slitting squeak. But it was a thing of power, of grandeur, of all the crude glory of the vulgar age of the mechanical. And in America Walt Whitman, a connoisseur of vulgarity, wrote an ode to a locomotive: he knew that this monster, born in the Old World, held within it the passionate pulse of the New.

It is not strange, then, in looking back upon the hundred-odd years of railroad architecture that most of it has had about it a romantic streak. Some of this romanticism was Gothic; some of it Romanesque; some railroad stations were built to resemble medieval castles; others to invoke — probably to be on the safe side — the connivance of the Deity. In more recent times romanticists like Eric Mendelsohn have sketched railroad stations to resemble "frozen music." Only in the most recent past, when the smoky monster became a sleek, smokeless and often electric space machine, have architects produced neat and clean public buildings, pretending to be neither temples nor wind-tunnels, neither castles nor cathedrals, but, simply — stations.


The Architecture of Railroads

Basically there are only two types of railroad stations: the terminal, and the intermediate stop. Some of them may load passengers; others may load freight; still others may do both. Some will be small whistle stops — little more than a short concrete platform, with a stationmaster's house in the middle; others will consist of vast halls, spanned by daring steel and glass vaults, and harboring dozens of long platforms, waiting rooms,



THE GREAT SPAN

(1) Hall of Machines, Paris, 1889; (2) King's Cross Station, London, 1852; (3) & (4) Grand Central Station, New York City, 1871; (5) Central Station, Milan, c. 1930



Bauen in Frankreich, Eisen, Eisenbeton—Giedion

1

ticket offices and baggage rooms; all connected by ramps, escalators, freight and passenger elevators; all fed by subways, bus and trolley lines, taxi lanes, truck convoys — and, possibly, even by airplanes. Such vast traffic centers stretch out their tentacles over many square miles of urban land, and decisively affect the plans of cities, the spread of industries, and the lives of those within their radius of influence.


Yet however complex a railroad station may become, its planning will closely reflect the "flow diagram" of its functions. Mart Stam's project for a station at Geneva-Cornavin (page 127) shows this very clearly. It is not here that the architecture of railroads presents a problem to an able organizer. Rather, it is in the esthetic expression of the essentially modern character of rail-bound transport that the architects seem to have hit a snag.

In most of the large stations, there is a clear architectural division into two building elements: one, the large vaulted hall covering the many platforms; and, two, the "architecturally treated" outer building, containing waiting rooms, lobbies, ticket offices and the like, and presenting a deceptive façade to the outside world. The first of these elements was generally designed by engineers; the second, by deluded esthetes. An exception — and a remarkable one — is London's King's Cross Station designed, in 1852 (!) by Lewis


Country Life, London



2




3



4

New York Central Systems

Architectura Moderna



5


THE ROMANTIC IMPULSE

(6) Station at Noyon, France (date unknown); (7) Multi-level station, Antonio Sant'Elia, 1914; (8) Sketch for a Railroad Station, Eric Mendelsohn, 1914; (9) Stuttgart Station, 1914-27; (10) Moscow Station, 1935



6

Encyclopédie de l'Architecture, Éditions Albert Morance, Paris




7

Cubitt who, being an engineer, felt free to design the entire station as one functional unit, whose façade is expressive of the large-scale vaulting behind it. But in most cases architects designed the outer portions of stations, while engineers designed the steel vaults. It is the latter aspect of station architecture that, today, seems to us to have had real architectural and esthetic merit.



8

The demand for these great spans to cover a number of parallel railroad tracks and engine sheds produced many beautiful examples of steel and concrete engineering. Depending largely upon the size of the spans required, arched trusses, two- or three-hinged, and rigid steel girder frames have been in extensive use from the middle of the last century to the present (see First Grand Central Station, 1871). Though many of the early arched trusses were unduly heavy — having been designed by people whose eye was still trained to the proportions of stone-arches — recent examples used extremely light bow-string trusses, whose tension members consist of thread-like wrought iron rods. The trend in very recent railroad architecture, however, has been altogether away from the large vaulted hall, toward individually covered, parallel platforms. These platforms are generally protected by cantilevered canopies, supported only at the center and constructed, more often than not, of reinforced concrete rather than steel.




9

Modern engineers, by and large, have been able to resist the romantic impulse and have — depending upon their individual ability — stuck fairly close to pure forms. However, some architects have been striving for a conscious railroad esthetic, whose outgrowths have occasionally been fantastic. In what seems to have been an uncommonly sustained stupor over Mr. Watt's little gadget, architects have tried, in various unfortunate ways, to blow off esthetic steam. An unidentified Frenchman evidently found himself reminded of wed-



10

THE RATIONAL APPROACH



Bauen in Frankreich Eisen Eisenbeton — Giedion


11

(11) Station Project, Tony Garnier, 1904; (12) & (13) Project for Station at Geneva-Cornavin, Mart Stam, 1924; (14) Project for Brussels International Station, Victor Bourgeois, (about) 1930; (15) Project for Central Station, Brussels, Victor Bourgeois, (about) 1930

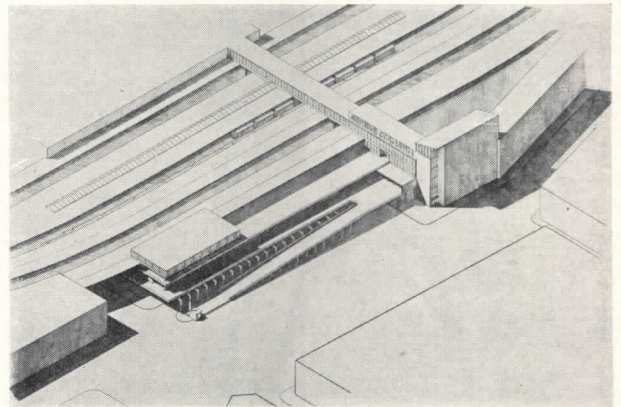
ding cakes; Antonio Sant' Elia, a futurist, was patently intent upon telling God about it — and upon getting within His earshot to do so; Eric Mendelsohn's sketch, though expressing a truly architectural concept, looks as aero-dynamic as the *Super Chief* — which, in stations (that ought, perhaps, to be stationary) suggests extreme confusion; the well-known, and now sadly blasted Stuttgart Station carries neo-Romanesque grandeur to the point of gloom likely to discourage pleasure travel; while the Moscow Subway Station, though presumably in the new "Stalin Style," does not seem to have made up its esthetic mind — a good thing for fun-loving architects in a land of switching party-lines.

Rational Esthetics for a Rational Industry

Despite some of these romantic tangents, clean, honest structural designs for railroad stations have been prepared by some architects from the start. One of the earliest 20th Century examples is the station designed in 1901-04 by Tony Garnier in reinforced concrete. It is remarkable not only for its clean appearance and its clear functional organization, but also for its daring use of thin reinforced concrete slabs, cantilevered over




12



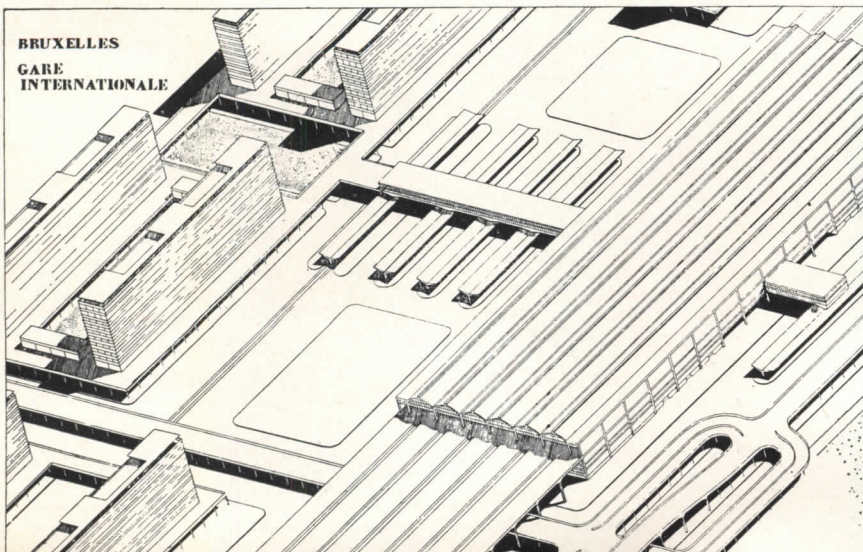
13

14



15

13, 14 and 15: Neuzzeitlicher Verkehrsbau




(16) Stratford, Conn., Station, 1867; (17) Wiesbaden-Biebrich Station, (about) 1928; (18) Trolley Car Shelter, Stockholm, Sweden, (about) 1934; (19) Covered Platform, Amstel Station, Amsterdam



16


Copyright David Ashley, Inc., and Courtesy Metropolitan Museum of Art



Neuzeitlicher Verkehrsbau

17


platforms in a manner that only now, almost fifty years later, is becoming generally accepted. Though there are still a few minor Art Nouveau details, this project by Tony Garnier can hold its own against the best of the most recent crop of such designs. More than two decades later the Dutch architect Mart Stam designed his station for Geneva-Cornavin. Here again the emphasis is upon clean, reinforced concrete and glass, upon cantilevers that permit uninterrupted access to trains, and upon a functional expression of the station's flow diagram. Most interesting, perhaps, is the use of ramps to connect different levels, and the departure from the large, single-vaulted hall in favor of the parallel, individually covered railroad platforms. Around 1930 Victor Bourgeois designed two stations for Brussels: the Central Station shows certain organizational similarities to that of Mart Stam, though the massing of the principal units and their detailing seems more sophisticated; the scheme for the International Station introduces an interesting idea by joining rail and road transport to air traffic. To allow for separate access to all these facilities, Bourgeois used an intricate system of ramps and overhead passages, somewhat reminiscent of Antonio Sant'Elia's futuristic scheme (in 1914) for intersecting level traffic (see page 126). Thus the work of the romantics, despite some of its aberrations, did make its valuable contribution to more realistic projects that followed.



G. E. Kidder Smith Photo

18

19




Rationalism and the Whistle Stop

It is a far cry from Victor Bourgeois' Rail-Motor-Air Terminal to the shed-like minimum facility of the whistle stop. But just as certain modern artists have returned to the simplest basic shapes in order to bring a new unity out of artistic chaos, some architects in recent years have concentrated upon the redesign of elementary structural units in order to progress, from these, to a new evaluation of larger structures. Edward Henry's painting of the Stratford, Conn., station in 1867 shows a simple wooden structure, conceived perhaps as just another house, but unpretentious in its expression of wood truss construction. The fact that such sheds were combustible soon led to the exclusive use of iron and concrete for railroad construction.


We have seen Tony Garnier's daring reinforced concrete canopies. In the Wiesbaden-Biebrich canopies the effect is still rather heavy, though a section reveals the roof slab to be very thin. Not until we get to the beautiful trolley-car shelter in Stockholm, built over thirty years after Tony Garnier's project was designed, is there any realization of the Frenchman's daring and prophetic idea. The canopies of the Amsterdam-Amstel station — which is covered in detail on pages 136-137 — were designed in 1938; they show, perhaps, an even further refinement and the introduction of a simple decorative motif, typical of "new empiricist" architecture today.

In Great Britain, where the postwar nationalization of transport under the Labour Government has resulted in a flurry of excellent new railroad designs, a number of handsome little stations have been constructed recently. Similar in spirit to Lester Tichy's American prewar designs (see photo) are such fine island buildings as the one at Marsh Lane Station; these and other British examples show the logical next step in the hierarchy of railroad stations — i.e. the small intermediate stop.



20


"Topical" Press Agency, Ltd. Photo
(Copyright London Transport Executive)



21

Stewart Bale, Ltd. Photo

22



(20) Oak Wood Station, London Passenger Transport Board; (21) Marsh Lane Station, British Railways; (22) Project for Prefabricated Station, Lester Tichy, Architect

RAILROAD ARCHITECTURE IN EUROPE

By J. L. Martin

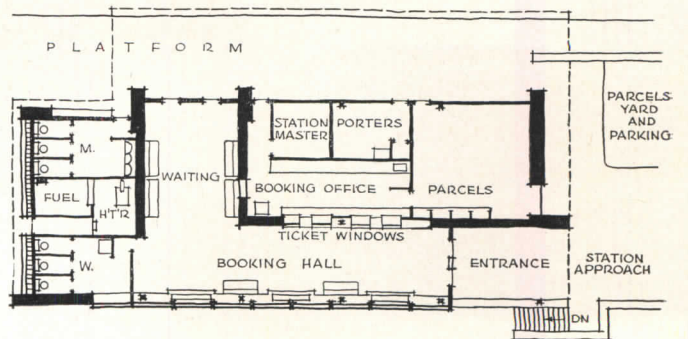
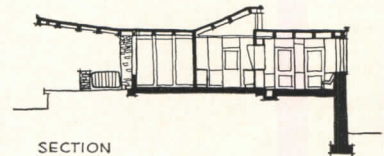

THIS short article cannot pretend to deal with the subject in a comprehensive way. To do that it would have to refer to a far greater number of buildings. It would have to make some reference to those developments in design and esthetic theory which are stirring in so many European countries. It would also have to take into account all the differences of background, and the influences which give the railways of each particular country so distinctive a character.

To emphasize this point, it is only necessary to call to mind one or two outstanding contrasts. There is, for example, the sturdy regionalism of the early British Railways which showed such a marked influence on their architectural character. There is the typical French regard for the station as a "*monument publique*." There is the Swiss habit of using the station as rather a pleasant meeting place. Then there are all the differences of operation and detail — for example in Great Britain

the simple informality of taking a ticket or dealing with baggage, the traditional direct road-rail connection at terminal stations made possible by the collection of tickets "*en route*," the overbridges, underpasses and fencing which contribute so much to the character of a British station, and serve to distinguish it so clearly from its counterpart in continental Europe or the U. S. A.

These contrasts, and their social and economic background, form part of a fascinating study. A short article of this kind cannot even touch upon such a broad treatment. It consists rather of a series of notes on one or two lines of development which are being followed up in connection with railway station designs in Europe — and more particularly with those types of development which may have interest for American designers.

Although the subject is a broad one, it can be divided conveniently into three main sections of work: first,



Section, plan and perspective view show typical British station under the new program. Native materials are used to relieve possible monotony resulting from standardization

the smaller station building; second, the larger station; and, third, the remodeling and improvement of existing buildings.

I. SMALLER STATIONS

In two European countries at least, Great Britain and France, the problem of rebuilding smaller stations has become something more than the straightforward problem of individual buildings. The smaller buildings that are required in these countries are numerous.

In England the reason for this is a matter of history. The early, and unbelievably numerous competitive companies developed an intensive network of lines and stations which is without parallel. The stations differed widely from each other in architectural character; many of them have now reached a considerable age — some are too large for their present traffic, others too small. Most of them are difficult and uneconomical to maintain.

In France the need for remodeling and rebuilding stations has been increased by war damage. In both countries therefore, it is not a question of putting up one or two individual buildings. It is a question of dealing with programs. In both cases it is possible to obtain a total economy through some form of nationalization of requirements and construction.

This is a problem which does not appear to have presented itself in the U.S.A. The outstandingly satisfactory stations at Burlington and La Crosse by Holabird & Root, or Lester Tichy stations for the Pennsylvania Railroad are clearly and quite justifiably indi-

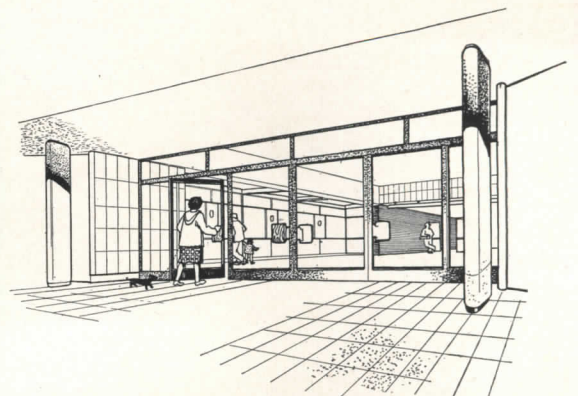
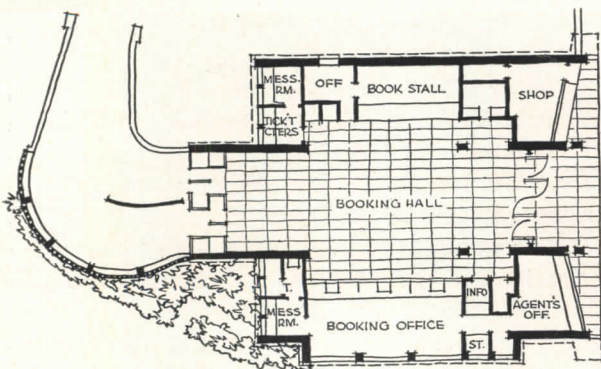

vidual buildings. In England it is true we have before us the example of the London Passenger Transport Stations, built before the war, where a remarkable unity of treatment is maintained by a consistency of finish.



The L.P.T.B. (now London Transport Executive) with its program for opening up new electrified suburban lines was almost bound to consider buildings in series. Its fine policy and standards have incidentally made possible a rapid start on postwar schemes, and already the Central London line has been extended in both eastern and western directions. This extension program, which began immediately after the war in 1946, already has produced three new stations and a number of conversions to the east (designed by the Architect to the L.T.E., Mr. Bilbow) and two new stations below ground by Adams, Holden and Pearson, one of which, Gants Hill, achieves the considerable engineering feat of driving a large underground concourse between the two subway lines. To the west, three new stations, the work of Mr. Curtis, Architect to the Western Region, British Railways, are under construction.

But though these ranges of buildings in the London area form important programs in themselves they hardly can be taken as a guide to the methods that may have to be used in dealing with the large number of buildings with widely different requirements to be constructed in all parts of the country.

Several lines of approach to this problem are possible and can be justified by different conditions and circumstances. In France, for instance, the S.N.C.F.


Pleasant and clean design such as this is intended to turn British stations from grimy, unpopular stop-overs into real community buildings. Note how the plan permits easy circulation and free access to all services





Dell and Wainwright Photos

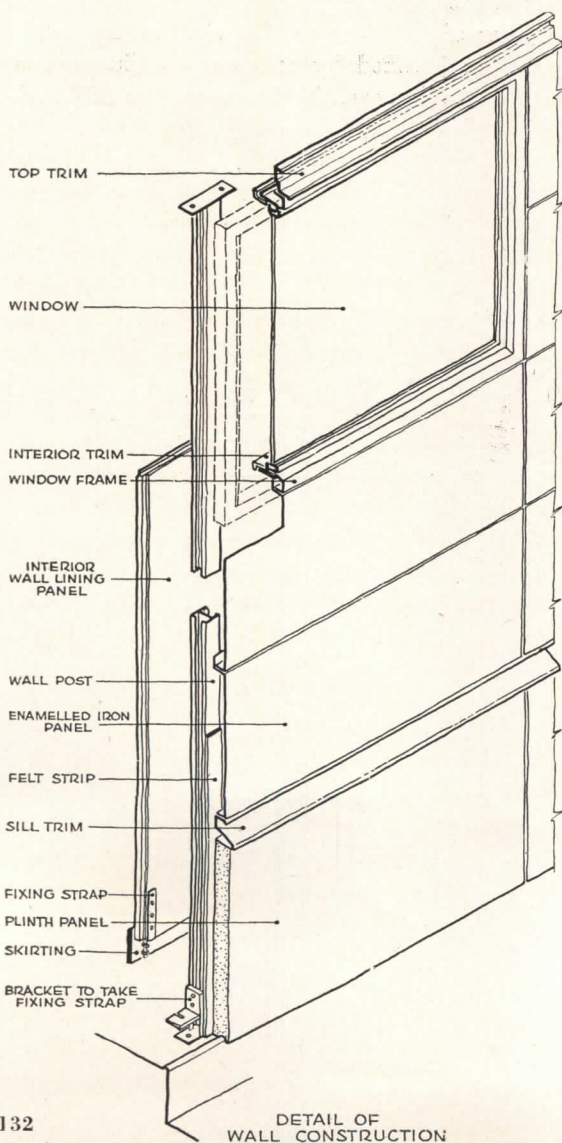
Experimental station building at Queen's Park is prefabricated in enameled iron panels. Interior walls are also assembled in section. The raised cantilever roof is an attractive tour de force




has given consideration to the standardization of interior layout for all small and medium-size stations. This layout will vary only according to the size of station to be rebuilt, and although certain recommendations are made to avoid excessive cost the principal aim has been to leave the general architectural treatment as free as possible.


On the London Midland Region of British Railways, however (where the problem is different for several reasons), experiments in developing Unit Stations which began on the London Midland and Scottish Railway are being continued. These experiments follow the principle of coping with a number of buildings, and securing economy through the repetition of similar parts. Although the individual components of the building itself have been standardized, there has been no attempt to produce standard plans for the buildings themselves; in fact, the very opposite is being required, and the whole object of the experimental work is to produce a building which can use similar parts but which can be completely flexible from a planning point of view. As this experimental work has now achieved definite results, it is, perhaps, worth describing in some detail.

The former L.M.S. Railway Company several years ago set up a Building Research Committee which has made a special study of the problem of unit station buildings. The use of some form of unit construction was clearly indicated from the start. It was obviously desirable, for example, to have parts manufactured away from the site, and easily handled and quickly erected on the site itself. The problem was to produce such parts in materials which could meet the stringent requirements





This small island building—also prefabricated of enameled iron panels—serves as a sheltered waiting room, with neatly designed wood-slat benches inside



of railway work. The wall required, for example, an impervious, easily cleaned and attractive finish above flow level; below flow level, a hard surface to resist damage from barrows was essential. It was desirable to obtain certain levels of insulation from the point of view of comfort and economy in heating. It was also desirable that the wall thickness should be cut down to a minimum.

These performance requirements were established after careful work on prototypes in the laboratory, and finally an experimental building was erected at Queen's Park near London. On this particular site it stood in a highly polluted atmosphere, and was adjacent to a fast traffic line and an electrified line so that its performance under severe conditions of vibration could be measured.

The experimental building designed in the office of the Architect to the Region, W. H. Hamlyn, has already been illustrated and described.¹ It is sufficient here to say that its main awning consists of steel columns which carry cranked beams running at right angles to the building. Between these cranked beams stressed skin plywood boxes form the awning, the roof being waterproofed by a felt membrane. Below this awning, wall posts are erected in the first instance, and the walling is then clipped into position. Externally, the building presents a flush surface which is easily washed down and in which bright color can be freely used in the areas covered with enameled iron.

The prototype building gave sufficiently satisfactory results to make further development worth while and since its erection a number of schemes have been worked

¹Architectural Review, March, 1946.

out, and the first full-scale station now has been built at Marsh Lane near Liverpool. One of the most important single features arising out of this work has undoubtedly been the application of a system of dimensional coordination to the construction and planning. The materials used in the individual components may be changed—indeed, *should* be changed when they can be improved. The dimensional grid takes this possible variation of material into account, and will allow these changes to be easily incorporated as they are required without invalidating the flexibility allowed which is shown in the accompanying plans. It will be seen from these plans that they are all based on a grid. This grid has a module of 3 ft. 4 in., which proves to be the most convenient planning dimension.

From a planning point of view these schemes represent a considerable breakaway from the traditional station building, in which the platform acted as a kind of corridor from which the individual rooms of the building were approached. The number of rooms provided in traditional schemes was itself a reflection of a different social age: the segregation of ladies from the general waiting room was but a first step towards the further subdivision of first and third class. Separate rooms for all these various categories were commonly provided. This isolation of rooms is obviously unsatisfactory in present-day practice, and in the plans illustrated it will be seen that in various ways one single general waiting space replaces the independent waiting rooms.

This new freedom of planning leaves ample scope for the designer, and a considerable variety can be achieved.

This variety has again been deliberately emphasized by various means including the introduction of local walling materials. (See also Lester Tichy's designs in the U.S. — *Ed.*) It is realized that the widespread use of a single range of materials in areas and settings which differ widely in character leaves an opening for criticism that cannot be easily waved aside. One of the principal interests in the older station buildings in Great Britain is the wealth of variety in their regional character.² This is an interest which it would be a pity to lose, and there is no reason why it cannot be maintained in some degree at least in the design of unit stations. It is felt that by various means such as the color and use of local materials, the prefabricated components may be more effectively related to their different types of setting, and that a contrast of materials can be obtained which might well enhance the qualities of both the local and the imported components.

It now seems to have been proved that the smaller station can have the necessary freedom of planning and design in spite of the utilization of similar components. This means that the following advantages can be obtained:

1. It is possible to bulk-order the parts of a number of different stations, and so secure economy.

²Some of the reasons for this variety have been described elsewhere — see for instance J. M. Richards' article "Domesticating the Iron Horse" in the *Architectural Review*, June, 1942.

2. It is possible to rationalize the production of working drawings; in fact, component and assembly drawings for any number of stations have already been built up.

3. As a result of the scientific tests carried out on the prototype and its components, a definite standard and quality for future building work can be laid down.

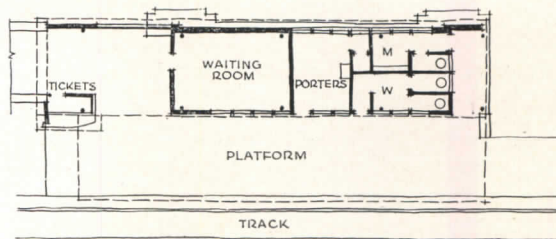
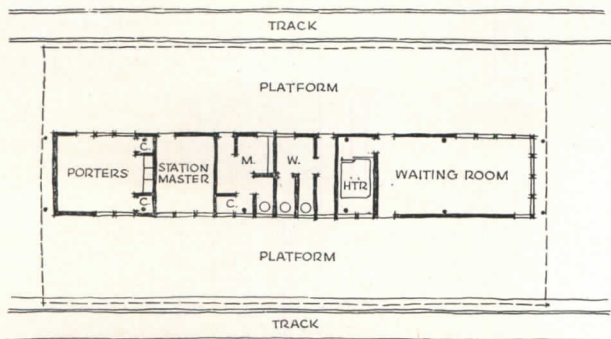

4. It becomes possible to make an effective organization for the erection of these buildings on the site, and to develop a maximum speed for this operation.

It is not claimed that the system applies to every station building. But it is interesting to find that even in individual buildings, advantage can be taken of standardization of units in various ways.

II. THE LARGER STATION

If any adequate picture could be given of the amount of major station rebuilding which has been projected, there is no doubt that it would be impressive. In Great Britain alone, consideration has been given to the re-planning of many of the larger terminal stations. Although in France it has as yet been impossible to carry out any major station rebuilding, many studies have been made for the reconstruction of important stations destroyed or damaged during the war: thus at Amiens M. Pierani, Architect Head of the Estate Department of the French Railways, has collaborated with the

The prefabricated Marsh Lane Station again utilizes the raised cantilever canopy, which admits clerestory lighting to the platform. The lettering seems far too small for practical legibility—a common fault of British stations. Plans below show the flexibility of this prefabrication system



distinguished M. Perret, who is redesigning the Town Square; Calais Ville has also been designed by M. Pierani; Douai by MM. Mathon and Peirani; Lisieux by M. Camelot; Laon, M. Croize; Besançon, M. Madeline, and so on. Holland has fully developed rebuilding schemes for Leiden, Arnhem and Nijmegen. Belgium has a scheme for Brussels, and Switzerland provides the carefully studied 1946 project for the station at Zurich.³

The impetus behind the development of such schemes comes from various sources. In England, many of the terminal stations are old buildings, which, although still distinguished structures, can no longer cope with modern requirements. In addition to the need for rebuilding the older stations, war damage, as in the French stations and at Nijmegen or Arnhem, provides a further opportunity. Coincidentally, there is the influence of the awakening concern for town planning which has made itself so strongly felt throughout post-war Europe.


These factors have certainly engendered an activity in connection with station planning which is, perhaps, without parallel in opportunity since the days of extensive railway development. But although this activity has taken place, the plain fact of the situation (in France and England, at least) is that these schemes

³See Schweizerische Bauzeitung, May 1, 1948.


The interior of Marsh Lane Station shows again the handsome seating units which have become standard in the new British stations. All interior surfaces were selected for ease of maintenance


will, for some time to come, remain on paper. The shortages of both labor and materials, and the priority that must be given to housing have, for the time being, settled that issue.

There is, however, some point in paper work which establishes more clearly the actual requirements, and there is no doubt, from the point of view of the designer, that there has been an important development in the preliminary studies which have accompanied many of these schemes. An attempt has been made, for



Stewart Bale, Ltd. Photos





instance, to lay down standards for the provision of accommodation, and to state desirable sizes with some degree of accuracy. The exact requirements of a station are not easy to define in this way. The standards must allow, for instance, for widely varying numbers of travelers, and for the differing requirements of individual passengers. These studies of passenger movement and flow analysis have been considerably advanced by the work of the various Regions of British Railways. For instance, the work of the General Research Section of the London Midland Region has shown the proportion of passengers using the various parts of the station, and has demonstrated how this proportion varies with different types of station. The following comparison gives some idea of how the use of the parts of the station varies under different circumstances:


Proportion of Passengers using Facilities

| | Ticket Office | Indicator | Book-stalls | Waiting Rooms | Toilets | Refreshment Rooms |
|---------------------|---------------|-----------|-------------|---------------|---------|-------------------|
| Terminal Station | 30% | 62% | 50% | 10% | 15% | 20% |
| Interchange Station | 4% | 21% | 16% | 20% | 19% | 52% |

A glance at these comparative figures will show just how important these studies are in establishing the planning of stations on a sound and economic basis. As a result of this type of work, it now seems possible to lay down diagrammatically the correct relationship of, for example, entrances, ticket offices, departure indicators; but in addition to this, the study of the movement of passengers has made it possible to relate peak numbers to the widths of passageways and staircases, areas of concourses, number of ticket windows, ticket barriers, number of lavatories, etc. There is no doubt that the application of this preliminary work, accompanied as it is by the development of prototypes for many of the separate items of the station will have a marked effect on the character and quality of future station building.

Some idea of what this character may be, can, however, be suggested. There are already in existence two stations in Amsterdam which are not, as yet, widely known, and which were guided in design by the careful preliminary study of detailed requirements. The two stations at Amsterdam (the Amstel Station and the Muiderpoort Station) were completed during the early part of the war by the Architect to the Dutch Railways, H. J. Schelling.

The Amstel Station perhaps illustrates best the main features of planning. An economically planned but




adequate concourse around which the main passenger requirements are centered forms the nucleus of the scheme. Passenger entrances are at one end of this concourse, which is enclosed by doors, and heated. Around the concourse between the entrances and the barriers to the platform subway are all the passenger requirements — ticket offices, timetable displays, shops, baggage rooms, telephones, lavatories, changing rooms, etc. The ticket barriers lead into the underpass from which there is a stairway connection to the platforms.

Architecturally, the concourse is a lofty glazed structure with adjoining single-story buildings. The strong Dutch tradition of the use of brickwork has influenced the external finishes. The Amstel Station exploits this in the use of light brick with raked joints (above a red Swedish granite plinth), and horizontal bands of glazed earthenware. The east façade is faced with French limestone. Internally, the main welded steel frames are left exposed, and are free standing from the roof plaster and glazed wall treatment. All underpasses are tiled.

A standard treatment is used for platform awnings, the main supports consisting of welded steel frames running at right angles to the track, and covered with purlins and narrow boarding.

The platform buildings themselves, as is the common practice on the Netherlands Railways, are faced with



The two Amsterdam stations shown here—the Muiderpoort Station (left) and the Amstel Station (above)—illustrate the current "new empiricist" trend in Western European architecture. Both emphasize a rather "human" touch, with pitched roofs, applied decoration inside and out, and with a somewhat casual architectural composition. Both stations were begun before the war, and completed during its early days

hard glazed materials which can be easily cleaned. At Amstel the platform buildings are tiled up to the sill level, and paneled above with structural glass.

One or two special features of this station should be mentioned. The first is the careful study that was given to the correct type of doorway for use of railway stations. Each door is separated from its neighbor by a glazed panel which allows for the sideways movement of the passenger passing through the partly opened door. The distance between outer and inner doors is carefully gauged, and laid down as a standard. A second feature is the development of the ticket window, in which the passenger speaks through a stretched membrane mounted in a circular frame in the glass of the ticket office front. The tickets and cash are exchanged between passenger and reservations clerk on a small sliding tray. The reservations office is a self-contained unit, cut off from all air movement from the concourse itself.

The station at Muiderpoort is a simpler, but equally striking version of the principles demonstrated in the Amstel Building, which together form not only important contributions to the fine architectural traditions of Holland, but also distinguished additions to the architecture of the Railways. In passing it should be mentioned that the Dutch Railways have also provided scope for Mr. Van Ravensteyn's personal experiments in architectural form.⁴ The remodeling of Utrecht Station, carried out in stages and finally completed in 1940, and two signal boxes in particular illustrate the preferences for curvilinear forms and individual fantasy which are associated with the name of this architect.

III. RAILWAY IMPROVEMENTS

Probably one of the most important tasks that railway architects have to face is that of improving the appearance of all railway surroundings. This applies on a large scale in the railway sheds and incidental buildings of the railways.

The French review *Urbanisme* in September, 1943, devoted a special number to the railways and their relation to urbanism. In a series of articles, officials of the S.N.C.F. and others presented a brilliant statement of the problem and provided an impressive record of their own policy and achievements. The relation of the station to the town, the effect of the railways on landscape, the appearance of its bridges, its overhead electrification, in fact, the whole of its external aspect has received careful thought. The General Managers of the S.N.C.F. and particularly the two managers who were successively in charge of the technical department of Fixed Installations (MM. Porchez and Robert Levi) are to be congratulated on their efforts in this direction. Any travelers from Calais to Paris today can see the effect of this considered policy. They will also see the two great engine roundhouses at Longueau and that at Creil (at present under construction) which are part of a general program of some twenty schemes by

means of which the face of the French Railways is being changed.

The reconstruction of these engine sheds, which have not been widely illustrated, deserves some special mention on account of their distinguished character. Together with bridges and marshaling yards, reconstruction of engine sheds presented immediately after the war one of the most urgent problems which the French Railways (S.N.C.F.) had to face. The roundhouses themselves were designed by M. Paul Peirani (of the French Railways) in collaboration on the engineering side with M. Bernard Lafaille. Due to shortages of timber, steel and bricks, the buildings are largely constructed of reinforced concrete so that they continue the great tradition of experimental concrete work which the French Railways have so finely established.⁵

It was considered that the roundhouse with its exterior wall of glass, provided the most efficient means of housing locomotives. There remained, however, the problem of smoke extraction and the standardization of a constructional form to meet the different numbers of engines to be housed.

The second of these problems has been tackled by the standardization of two main types of building, one with a radius of 218 ft. for 44 engines, and the other taking 32 engines with a radius of 176 ft. A smaller number of engines can be housed by building a section of one of these roundhouses: this meets the immediate problem economically, and allows for easy extension.


The question of smoke extraction has been ably solved by vents in the main roof, and specially suspended smoke extractors over the smoke stacks of the locomotives themselves. By means of these roof vents and extractors, the smoke is carried away to a continuous ventilation around the top of the external wall.

Among the buildings to be reconstructed by the S.N.C.F. special mention should be made of the program of signal and point boxes and of the interesting study of railway workshop and shed roofs which M. Peirani has carried out in collaboration with the engineer M. Vallette, Head of the Department of Construction Work, S.N.C.F., and M. Mesnager, Consultant. The most recent of these sheds, outside the Gare du Nord, Paris, illustrates an important development of the concrete roof which enables a double-sided lighting to be arranged. M. Peirani has thus moved away from the restricted daylighting of the typical north light roof, and has ingeniously produced a type of lighting which is particularly suitable for railway work.

In addition to railway surroundings of this kind, there still remains the problem of remodeling many of the existing station buildings. It is to be remembered in these cases that remodeling work usually arises when the building structure is reasonably sound, but probably inadequate or uneconomical for use at the present day. From the designer's point of view this raises the

⁵ The all-concrete station at Rheims (replacing the building badly damaged by shell fire in the 1914-18 war) with its ingenious overall roof, is now some 15 years old. Started in 1932 for the Chemins de Fer de l'Est and constructed from the designs of S. A. Entreprises Limousin, it was an outstanding though by no means the only fine experiment in concrete work.

⁴ Architectural Review, April, 1948, p. 56.



difficult problem of bringing a sense of convenience and order into a large number of buildings in a way which can retain something of the individual character of the buildings themselves.

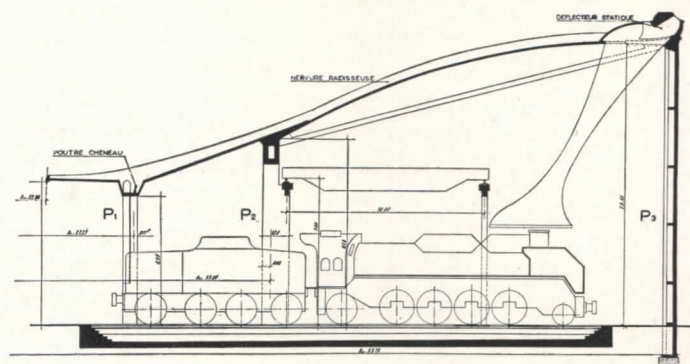
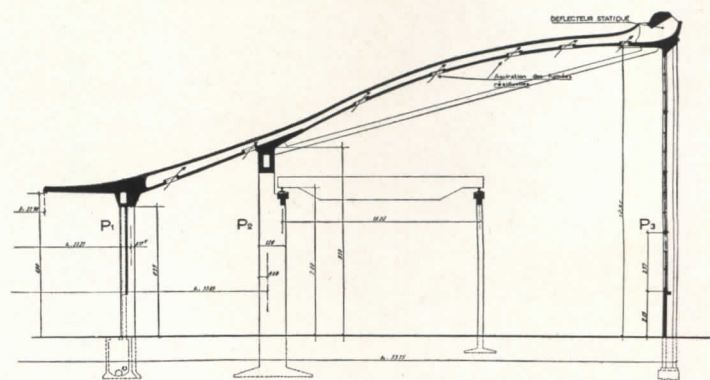
The principal advantages to be worked for are an improved layout of accommodation and equipment, improved economy by the removal of redundant areas and the substitution of materials involving a minimum of maintenance and an improved appearance.

The question of appearance is tied up with the design of innumerable details. Although each individual detail is small in itself, it may require, as it does in the case of the ticket window, an intensive study. The task of dealing with this type of problem consistently throughout the railway system is, from the point of view of the designer, just as exacting as the problem of the new station building, but it is far more widespread.


The S.N.C.F. in France, now a nationalized railway for more than a decade, has made considerable progress on this standardization of detail.⁶ The coloring of station signs, the lettering, the types of ticket window are all the subject of type designs.

In England work on this study of detail and equipment was already well advanced before nationalization. The London Passenger Transport Board had already set a remarkably high standard in its equipment, its finishes and its advertising and information display. The London Midland Region, too, had developed a number of prototype models, for instance the ticket window, the ticket office front (which is worked out in relation to unit station planning), the screened platform seat and the standard waiting room seat. It is through the development of these new standards and by the adoption of annual programs of work that a consistent attack can be made on one of the largest and most difficult of the railway architect's problems — the transformation of railway environment.


⁶ In England the Nationalization not more than a few months old, the principal visual evidences of unity have so far been confined to the "British Railways" which is appearing on rolling stock and the new colors which will shortly be seen. In these experimental schemes the locomotives have colors according to their class: powerful express passenger engines are blue; other express passenger engines, green; mixed traffic engines are black, but with lining; freight engines are all black. Chocolate and ivory or alternatively plum and cream are to be used for main line corridor trains. Local Suburban Stock will be maroon and multiple electric stock green.



This fascinating roundhouse at Avignon, France, is remarkable for its ingenious and interesting structure, its functional architecture. The sections above show the special smoke-extraction system designed to remove smoke both from the building in general and from the engines in particular. The view at the top, left, shows the extraordinary lightness of reinforced concrete construction for which French engineers are so famous



Above and right: Raymond Loewy Associates. Below: Henry Dreyfuss



RAILROAD ARCHITECTURE IN NORTH AMERICA TODAY


BACK in Casey Jones's time, or Commodore Vanderbilt's, America's railroads were its pride and joy. They were also the apple of Uncle Sam's eye, and he found many ways to help them extend their lines across the country and build scores of new stations, in impressive if not very handsome architectural styles.

But that was a long time ago, and Uncle Sam has turned to younger, more exciting favorites. Now his largesse goes to highway systems and air lines, and autos and trucks and airplanes all take business from the railroads. Bus stations and airports have the new


and glamorous terminals, and the railroads are left to compete as best they can. All Uncle Sam does now is to tell them what they can and cannot do.


So railroad stations are still, as *ARCHITECTURAL RECORD* pointed out in December, 1943, a neglected architectural opportunity. There is no real program of station building in the United States, and it would seem that railroad executives are not convinced that architecture has anything to offer them in their current struggle for public favor and business.

The "opportunity" is nevertheless intriguing. There



These four stations, here anonymous, are all new. American railroads, which have streamlined and glamorized their trains, apparently have not given the same






Hedrich-Blessing Photo

are literally thousands of railroad stations in the land, virtually all of them at least 50 years old, obsolete, unsightly, expensive to heat and maintain. Once the pride of a growing community, they are now the eyesore of a city. Rail lines are under heavy pressure to modernize and rebuild them. They do something less than nothing to brighten a passenger's trip, or induce him to make a rail journey.

It is the apparent lack of appreciation for architectural design that warrants this article. In preparation for this Building Types Study, the RECORD contacted all of the major railroad companies, some 65 of them, to check on their plans and their current station building.

While it was not surprising that this effort showed that there was no real program of station building, it did turn up a considerable number of new or modernized stations. The distressing thing was the architecture of the current crop of stations, however small. There were, of course, a few excellent stations—Holabird and Root's station at Burlington (ARCHITECTURAL RECORD, October, 1944), some new ticket offices, a new station for an eastern line by Lester Tichy (see page 143). Against these there are a dozen or more nondescript imitation temples or imitation hot dog stands or imitation something else, which can only mean complete disregard for station design.





Merge Studios

thought to their stations. It would appear that railroad stations are still, as ARCHITECTURAL RECORD pointed out five years ago, a neglected architectural opportunity



Holabird and Root's station for Burlington, Iowa, upper photograph (AR, Oct., 1944), gives a hint of what might happen if the railroads gave the same attention to stations that they do to trains. The Santa Fe ticket office in Los Angeles (AR, June, 1947), by Maynard Lyndon, architect, typifies recent attention by railroads to the places where they sell tickets



CANADA MAKES A START


The Canadian National Railways is building a number of fine little stations, such as this one at Midland, Ontario, designed by John Schofield, chief architect. Designs are direct and unpretentious, and show evidence of consideration for economical maintenance, as in England

This Canadian Pacific Railway station at Leaside, Toronto, Ont., also shows evidence of the direct approach to station design




One suspects, incidentally, a desire by the railroads to keep the really good stations out of the public press. The very enthusiasm with which good stations are received frightens railroad executives; they are already over sensitive to public demand; they shudder to think of petitions for new stations from every whistle stop in the land.


Railroad executives have already amply demonstrated that they are no strangers in the field of design. They have paid out important commissions to industrial designers like Henry Dreyfuss and Raymond Loewy for locomotive and car design, for streamlined trains and modern coaches and handsome ticket offices. One cannot quarrel with the judgment that spends its money first for the trains in which the public rides, or perhaps for the places in which railroads do their actual selling. And there is a certain promise that when, as and if they turn their attention to stations, the railroads will demand the best design talent, will be willing to let stations look like stations, not Spanish missions, and will again make America proud of its railroad plant.



Another station for Canadian National Railways, this one at Ahuntsic, P. Q. The same design will also be used for Pointe aux Trembles, P. Q., and other locations



STATION ON AN EASTERN MAIN LINE





Gottcho-Schleisner Photos

Lester Tichy, Architect

BUILT early during the war, this small station has two principal elements: a north-bound platform, which carries a completely new building; and a south-bound side, whose existing station building was radically rebuilt. The two sides of the station are linked by an underpass, whose butterfly-type entrance canopies contrast pleasantly with the straightforward and clean brick structures of the station buildings proper.

The north-bound platform building illustrated on this page stresses such details as efficient maintenance, economical operation and excellent visibility for passengers and personnel alike. The ticket office (right) is a fine example of neat and carefully considered design planned to facilitate its business

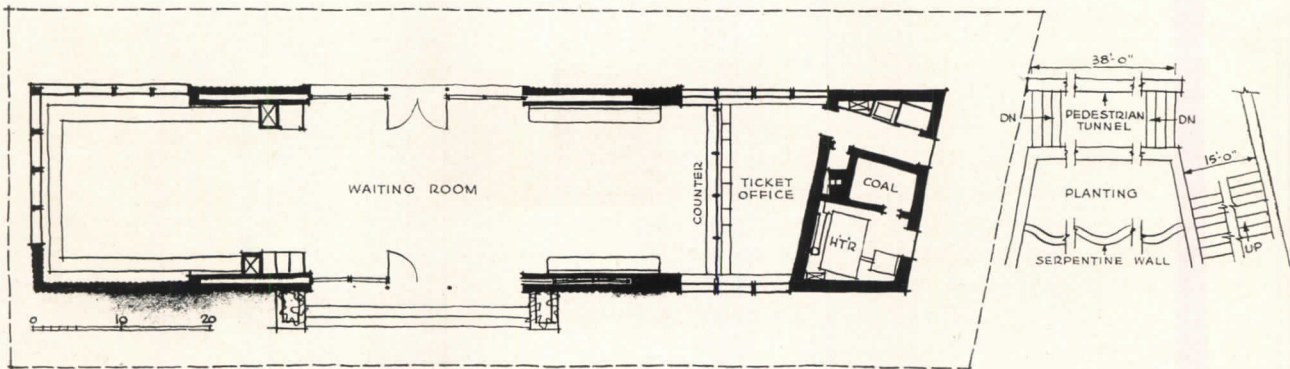






Gottscho-Schleisner Photos

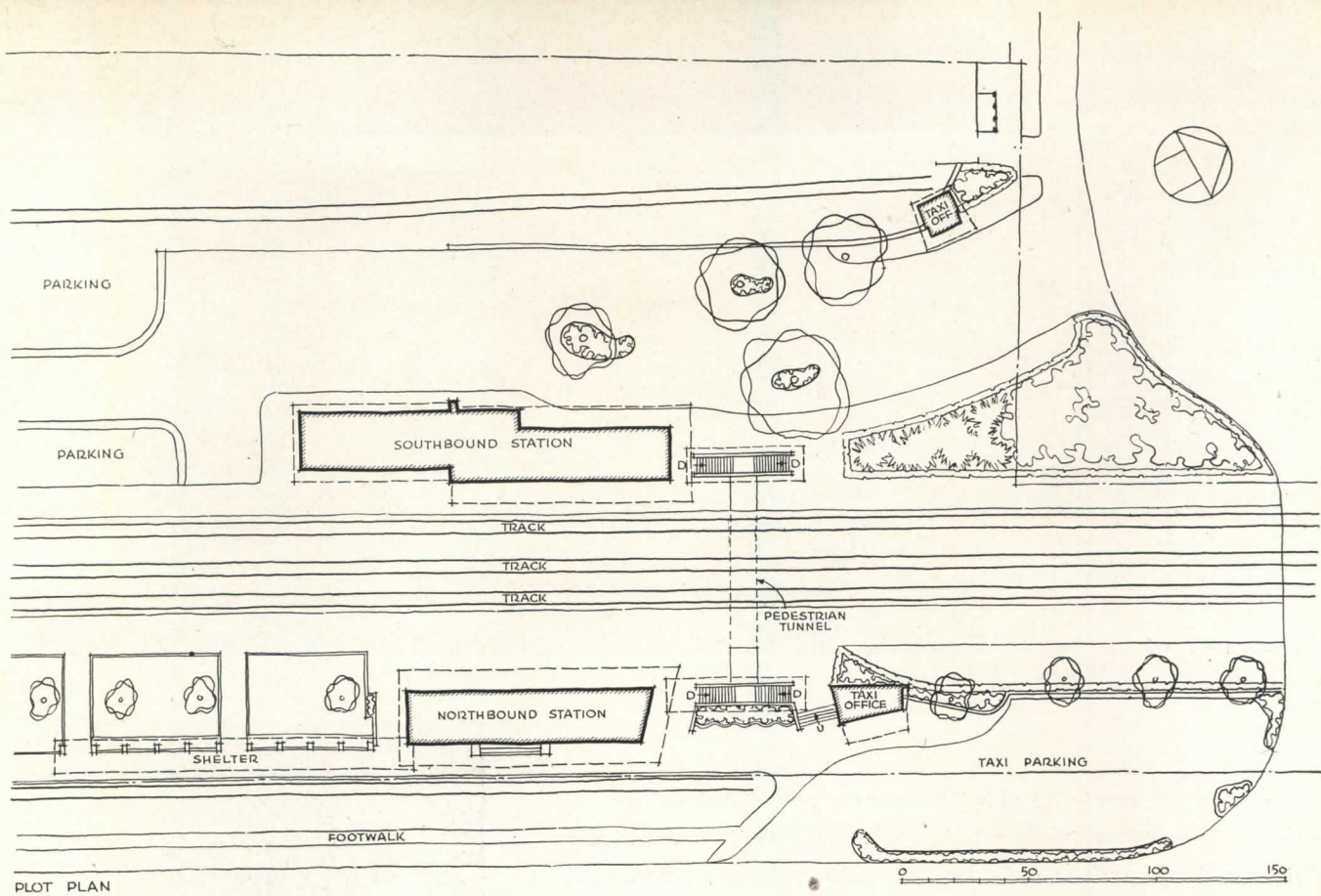


The sequence of photographs on these two pages shows, first, the wide and well-protected north-bound platform; then the amusing underpass design with its corrugated transite surfaces; and, finally, the redesigned south-bound platform building with its former pitched roof, which was extended to afford greater protection to the platform itself



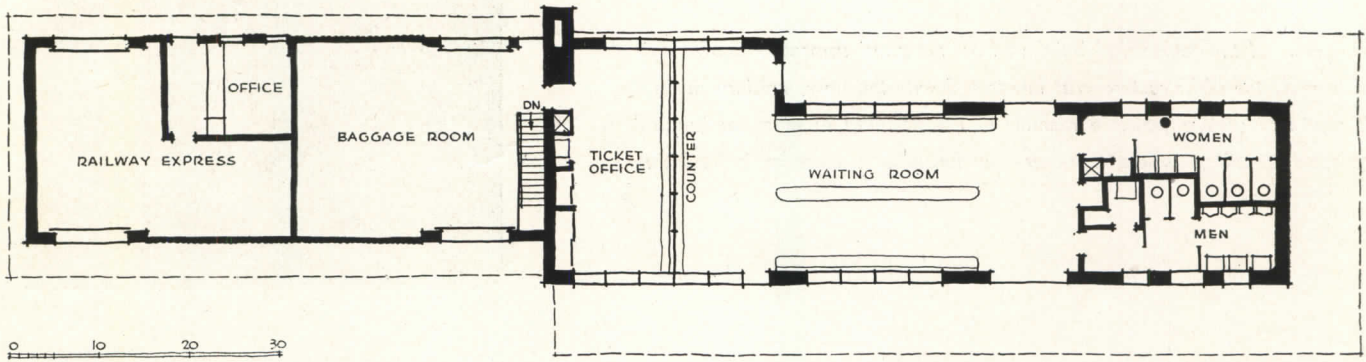
The plans are simple, and set a new standard for clean station design. An ample use of glass, which affords an almost uninterrupted vision of the platforms and train approaches from all parts of the buildings, has replaced the former unsightly bay windows common to older stations. All planning is very open, so that great crowds can pass through the station buildings rapidly without obstacles







PLOT PLAN

922





Gottscho-Schleisner Photos

Although the south-bound platform building represents an alteration rather than a new design, its entire character has been completely "revamped." All interior details, such as wall-paneling, cantilevered seats, terrazzo floors, and wide glass areas are impressive for their simplicity and ease of maintenance. The lettering within the station—an important point in railroad design—is distinguished for its clarity

The view of the remodeled building from the road approach shows how pleasantly the old structure was integrated with the new, modern design. It also indicates a possible manner of modernizing existing, antiquated railroad buildings where there are not funds for a more radical revision



LIGHTWEIGHT AGGREGATES CUT COSTS IN TWO BUILDINGS

Wurdeman and Becket, Architects, and Murray Erick & Associates, Engineers, conducted test program and analyzed economic advantages of lightweight concrete and vermiculite fireproofing plaster

CAN an office building built at today's prices compete successfully with similar structures erected prior to World War II? Architects Wurdeman and Becket hope to prove it through use of lightweight aggregates in two major buildings now under construction, the Prudential Insurance and General Petroleum Buildings in Los Angeles.

To say that any two people are the pioneers of lightweight aggregates is a rather broad statement since use of these materials dates back some twenty years, and knowledge of them even longer. But these architects, in a sense, are pioneers in the use of lightweight aggregates in large commercial buildings where its use really pays. The General Petroleum Building will contain 530,000 sq. ft. and the Prudential Insurance Building 517,000 sq. ft., with each building costing approximately \$7,000,000. The saving of 10 to 12 per cent of the generally accepted construction cost of large office buildings such as the Prudential and General Petroleum Buildings might mean the difference between plan and reality.

Preliminary Analysis

In the preliminary planning of these two buildings, the costs of the many construction items which comprise a complete building were thoroughly analyzed. This analysis disclosed that the rise in costs of certain parts of the work were far in excess of the average rise in building costs. Cost of concrete fireproofing, including all the form work, was found to have increased tremendously. The weight of the concrete entailed a heavy steel frame to support it; thus high priced steel was being wasted because of heavy-weight design.

The architects with the assistance of their engineers, Murray Erick & Associates, determined that in an office building constructed with stone, concrete, concrete fireproofing and heavy exterior walls, the weight of the building (or dead load) is approximately five times the

design live load (or pay load) to which the building will be subjected.

Since the building structure is designed to carry both dead and live loads at specified unit stresses in all members making up the building structure, it follows that by reducing dead weight a nearly proportionate material saving will be effected, particularly in structural steel, reinforcing steel and footings.

Recognizing the advantages of dead weight reduction in a building, the architects then investigated the structural soundness and economics of construction with a minimum of weight.


Lightweight Aggregates Tested

Available in Southern California were at least four different lightweight aggregate materials worthy of consideration.

The firm's engineer conferred with the producers of each of these materials and, as a result, set up a program of extensive laboratory tests to determine the properties of concrete produced with each aggregate.

The Smith-Emery Laboratories of Los Angeles were instructed to conduct a series of tests using four lightweight aggregate materials and three different admixtures. The tests were conducted on a constant slump of 4¼ in., and the design mixes set up to produce a concrete having a 28-day ultimate compressive strength of 2500 lbs. per sq. in. The following determinations were made: quantity of cement per cu. yd. of concrete; water/cement ratio; workability; tendency to segregation; compressive strengths — 7 days and 28 days; con-

Light steel frame construction of Prudential Insurance Building made possible by use of lightweight aggregates in concrete and by fireproofing secondary beams and interior columns with vermiculite



crete weight per cu. ft. as tested and dry weight; modulus of elasticity; shrinkage; water absorption; modulus of rupture; pull-out bond strengths on vertical bars, bottom horizontal bars, top horizontal bars; bleeding of the concrete; and effects of each admixture as compared to concrete with no admixture.

Vermiculite Fireproofing

Just prior to and during the time of preliminary planning of the General Petroleum and Prudential Buildings, the local building code was revised to permit the use of vermiculite plaster as fire protection for the entire structural frame of a Type I building. The approval of vermiculite plaster fire protection for columns was given too late to incorporate this feature in the General Petroleum Building design. Vermiculite plaster fire-protection was used, however, on the interior free standing columns of the Prudential Insurance Building, resulting in considerable savings in both dead weight of the building and construction costs.

Weight Savings Applied

As a result of the test investigations, the architects adopted a policy of simplicity of design and a minimum of weight consistent with the principles of modern architecture and sound engineering practice. Deep reveals, heavy masonry walls and piers were eliminated wherever possible. Six-foot depth spandrels made possible the use of light steel trusses to support the tributary floor and wall loads and to resist the lateral forces due to wind and earthquakes. These deep spandrel trusses reduced the unsupported length of wall columns by 40 per cent, with a like reduction in the bending moments induced in these columns by seismic forces.

As a further step to reduce dead weights and construction costs in the General Petroleum Building, the three

street front walls and the fire-protection of the steel frame were constructed of lightweight gunite blown against steel-tex backing attached to the structural members. The gunite was placed as a hollow envelope of 2 in. shells on both the inner and outer faces of the steel spandrel trusses and other structural members of the frame. This construction resulted in dead weight saving in these structural walls of approximately 50 per cent and largely eliminated the use of normal forms.

The General Petroleum Building, if designed and constructed according to conventional practice (using stone concrete and heavy wall construction), would have required approximately 5000 tons of structural steel. The structural steel in the building as constructed will not exceed 3800 tons. Considerable other savings were effected in form work, reinforcing steel and footings.

The proportion of dead weight to live load in office buildings has been in the past approximately five to one. An analysis of both the General Petroleum and the Prudential Insurance Buildings revealed that, through efforts to reduce dead weight, the ratio for these buildings is approximately three to one.

The average cost of fire protection of structural steel beams with concrete is from 1½ to 2 times the cost of the structural steel beam itself laid down in the fabricator's yard prior to the costs of fabrication and erection. The weight of stone concrete fire protection for an 18 in. beam is 225 lbs. per linear ft. of beam. This fireproofing weight is reduced to only 25 lbs. by the use of vermiculite plaster fire protection. The saving in weight, assuming beams to be spaced on 8 ft. centers, is 25 lbs. per sq. ft. of the building area.

Experience showed that vermiculite plaster fire protection can be provided at a cost less than that of forms required for concrete fire protection.

Cost Savings

Dead weight reduction in these buildings was found to effect a saving in the structural steel of at least 1000 tons in each building. Estimates indicated that there would be about 12,000 yds. of lightweight concrete in the General Petroleum Building and 14,000 yds. in the Prudential Insurance Building. Basing the analysis on structural steel cost of \$180 per ton erected, and a premium cost of \$5.00 per yard for the lightweight concrete, there was an anticipated saving of approximately \$180,000 in the cost of structural steel for each of the two buildings, whereas the premium to be paid for lightweight concrete was only \$60,000 on the General Petroleum Building and \$70,000 on the Prudential Insurance Building.

Survey of Dead Weight Savings

General Petroleum Building

| | |
|--|------------|
| 12,200 yds. Lightweight concrete . . . | 8,300 tons |
| Structural steel | 1,000 " |
| Vermiculite fireproofing | 1,000 " |
| Hollow wall construction | 2,800 " |

Total saving 13,100 tons

Dead weight as designed 25,800 tons

Design live load,

| | |
|--------------------------------------|---------|
| 1st story columns | 8,300 " |
| Weight of structural steel | 3,220 " |
| Weight of steel joists | 570 " |

Prudential Insurance Building

| | |
|--------------------------------------|------------|
| 14,500 yds. Lightweight concrete . . | 9,800 tons |
| Structural steel | 1,000 " |
| Vermiculite fireproofing | 3,900 " |
| Precast stone facing | 900 " |

Total saving 15,600 tons

Dead weight as designed 32,000 tons

Design live load,

| | |
|--------------------------------------|----------|
| 1st story columns | 14,300 " |
| Weight of structural steel | 3,620 " |

Left: pouring lightweight pumice aggregate in the construction of floor slabs and fireproofing the main girders and tie beams; mix is placed with help of pneumatic vibrators. Right: secondary beams and interior columns are fireproofed with vermiculite in plaster



PLANNING X-RAY DEPARTMENTS FOR HOSPITALS

Space and equipment needs for General Hospitals of various sizes

George B. Myers, Picker X-Ray Corp., New York City

See TIME-SAVER STANDARDS, pages 157, 159

PLANNING x-ray departments and facilities for hospitals is a highly specialized job just as are those concerning the medical applications and development of the equipment. Optimum x-ray department efficiency, convenience and appearance can be achieved only through a knowledge of the special problems and requirements involved and from careful study in the preparation of plans and specifications.*

In general the size of the x-ray department will depend on the size of the hospital and type and volume of x-ray work to be handled. Factors to be considered are (a) the type of hospital, general or specialized, and whether intended for chronic or acute diseases, (b) area that the hospital will serve, (c) number of out-patients referred to the hospital by local physicians, (d) provisions for future expansion, (e) radiologist — whether full or part time, ability, etc.

The space required for the x-ray department does not vary directly with the size of the hospital. For example, the USPHS plans specify 565 sq. ft. area for the x-ray suite of the 50-bed general hospital and a 3060 sq. ft. area, exclusive of the cystoscopic room, for the 200-bed hospital.

The x-ray suite for the smaller hospital (to 100 beds) should contain a combination radiographic and fluoroscopic room; darkroom; dressing rooms and toilet; waiting space; and combined office, viewing and filing room.

Larger hospitals (over 100 beds) will require a therapeutic section containing deep and superficial therapy rooms with dressing rooms and toilet, examining room, rest room and waiting space; one or more radiographic and fluoroscopic rooms with large darkroom, dressing rooms and waiting space; separate film filing room, radiologist's office; and

equipment for special departments such as cystoscopic, fracture, fluoroscopic and out-patient.

It is desirable to locate the x-ray department in a wing on the first floor near the elevator and out-patient entrance to minimize corridor traffic. At least one long wall of the x-ray rooms should be an outer wall to reduce the amount of lead protection required.

The following design features should be considered:

1. The x-ray rooms should be of sufficient size to permit free movement and adjustment of the various pieces of apparatus. The hospital diagnostic room should not be smaller than 11 by 16 ft. (USPHS standard 11 ft. 6 in. by 18 ft.)

2. Space should be allowed for the entrance and placement of stretchers or wheel chairs at the side of the x-ray table. At least 5 ft. should be provided between the operator's side of the table and the wall. There should be a door (minimum width 3 ft.) leading directly to the corridor from the x-ray room.

3. Fluoroscopy requires a darkened room; therefore the windows of fluoroscopic or combination diagnostic rooms should be provided with light-tight shades in special baffle mounts and light-proof doors.

4. For fluoroscopy it is necessary for the operator's vision to become fully adjusted to darkness before starting the examination. This adaptation requires five to ten minutes or more. A small red or blue light is installed either in a separate or combination ceiling fixture in order that the operators may see to position the patient, and to prevent operators from falling over the apparatus.

X-ray controls are equipped with an auxiliary set of contacts arranged to open when x-rays are on, thus turning off the red or blue light so the room will be in total darkness. Modern treatment of this problem, particularly in busy rooms, is to provide indirect red lumiline lamps below the ceiling and aisle lights in the walls a foot or so from the floor; they are controlled by independent room light

switches on the footswitch. The lumiline lamps provide sufficient light for radiography without spoiling dark adaptation.

5. A lead lined control booth with lead glass window should be provided. The booth should be at least 4 ft. deep for proper protection. An entrance door to the booth should not be provided (see layouts, pp. 157 and 159), nor should a common booth be used for separate rooms.

6. Dressing rooms and toilets should be placed adjacent to the x-ray rooms so they will be directly accessible. Likewise, there should be a corridor or waiting room entrances into the dressing room and toilet section so patients can enter or leave them without going into the x-ray rooms. Dressing rooms should be about 3 by 4 ft.

7. In order to obtain an opaque silhouette for the examination of the stomach, intestines, etc. the patient is given barium; therefore a small section of the x-ray room, or a separate small room, should be available for mixing barium. A small sink with a plaster trap and work space, a convenience outlet for electric mixer and a storage cabinet should be installed.

8. Storage space in the x-ray room for linen and x-ray accessories should be included. It saves space and improves the appearance to recess these shelves or cabinets and the barium section as well.

9. The x-ray department, particularly the fluoroscopic and darkrooms, should be well ventilated or, preferably, air-conditioned.

10. Modern lighting and interior decoration should be applied to the x-ray department. Recessed or cove fluorescent lighting provides soft even illumination without interference with the equipment. Glass brick partitions should be considered where practical.

11. With modern shockproof apparatus, it is no longer necessary to place the transformer in the diagnostic room nor to provide a transformer room. It saves space and improves the appearance to install the transformer in a convenient

* Detailed information in this article is based on hospital planning material supplied by the Division of Hospital Facilities, U.S. Public Health Service, and the layouts were taken from the Elements of the General Hospital through the courtesy of the U.S. Public Health Service. See ARCHITECTURAL RECORD June, July, Aug. 1946.

position outside the x-ray room. Special channels and fittings are available for neatly concealing the shockproof cable connections to the x-ray tubes.

X-Ray Darkrooms

X-ray darkrooms provide facilities for loading x-ray films in cassettes prior to exposure, for removing the films after exposure, and for developing and drying them. These operations are generally combined in a single darkroom, the size depending on the number of films to be processed. The darkroom should be located near the radiographic and viewing rooms, particularly the former, for convenience.

Light-tight entrances for darkrooms are of three types: single door, lightlock (double door) and maze. The single door with an inside lock is employed for small darkrooms or where a single technician routinely utilizes the room. Lightlock doors should be provided with mechanical or electrical warning signals to prevent accidental opening of both simultaneously. The walls of the lightlock may be any desired color or finished to match the darkroom proper, while the walls and ceiling of the maze should be finished in flat black for maximum light

absorption. A ceiling safelight controlled by a switch at the outer entrance should be provided for the lightlock or maze.

The darkroom proper is divided into the loading (dry) section and processing (wet) section. The loading side consists principally of a loading bench with linoleum top which is constructed to fit the particular requirements. It generally contains a film bin, storage shelves for cassettes, drawers, cabinets or shelves for storage of chemicals and supplies, film hanger storage racks, etc. The processing side contains the developing tank, dryer and utility sink.

In order to transfer cassettes to and from the darkroom conveniently, cassette pass boxes are mounted in the wall between the radiographic room and darkroom. These are lead lined cabinets with mechanically interlocked doors to prevent simultaneous opening.

The modern trend in darkroom design is to provide separate processing and drying rooms connected by a through-the-wall wash tank. The advantages of this method are: (1) wet films can be viewed without disturbing the normal procedure; (2) the lightlock or maze can be eliminated since frequent entrance to the darkroom is unnecessary; and (3)

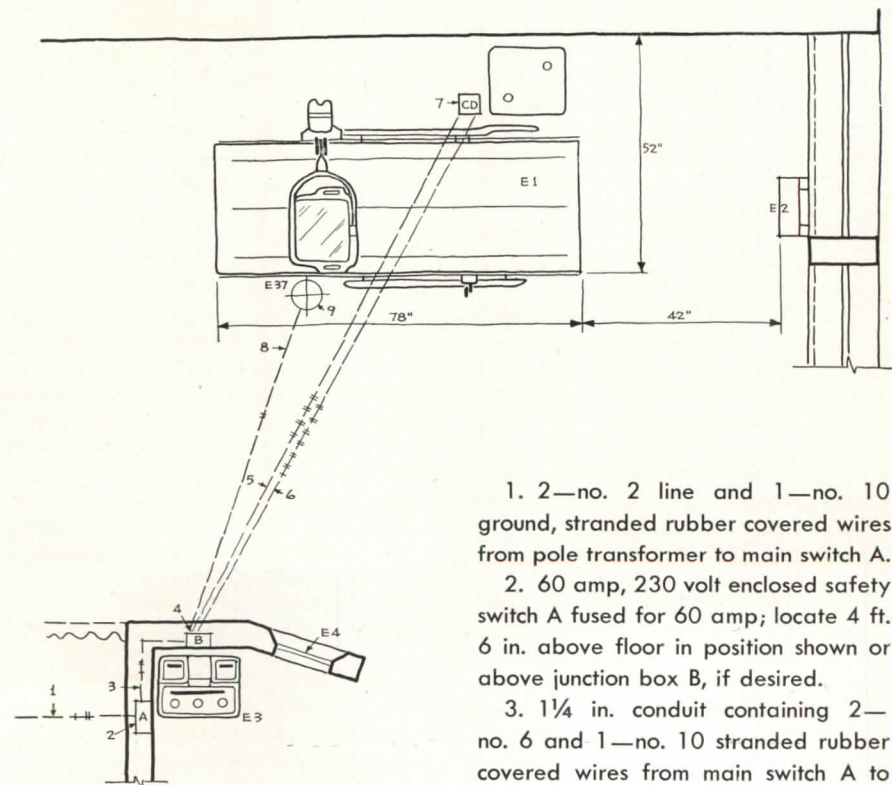
efficiency of the darkroom is increased. A darkroom of this type can serve as many as three to six diagnostic rooms and have a capacity of 300 finished radiographs a day.

Darkroom floor coverings should be stain and corrosion resistant, watertight, durable, non-slippery and suitably colored. Generally, vitreous tile and asphalt tile are the most satisfactory.

Contrary to the general impression, the darkroom should not be finished in dark colors, but rather in colors which reflect the greatest amount of safelight illumination. The ceiling and upper walls may be painted white and the remainder cream or pale shades of any desired color in semi-gloss finish. The finish of the wet side should be corrosion and stain resistant.

Indirect ceiling safelights are needed, and direct, wall mounted safelights usually are installed over the loading bench and developing tank. White light fixtures are furnished for use when safelight is not required. The safelights should be wired in the same circuit to a wall switch at the inner entrance. The white light wall switch should be mounted where it cannot be turned on by mistake. Convenience outlets are required

Layout and Wiring Specifications for X-Ray Room, 40-Bed General Hospital



1. 2—no. 2 line and 1—no. 10 ground, stranded rubber covered wires from pole transformer to main switch A.

2. 60 amp, 230 volt enclosed safety switch A fused for 60 amp; locate 4 ft. 6 in. above floor in position shown or above junction box B, if desired.

3. 1¼ in. conduit containing 2—no. 6 and 1—no. 10 stranded rubber covered wires from main switch A to junction box B.

4. 6 by 6 by 4 in. junction box B recessed above baseboard with cover plate provided.

5. 1½ in. conduit containing 2—no. 6, 1—no. 10 and 5—no. 14 stranded rubber covered wires from junction box B to junction box nipple C.

6. 1½ in. conduit containing 13—no. 14 stranded rubber covered wires from junction box B to junction box nipple D.

7. 6 by 6 by 4 in. waterproof junction box, cover to be flush with finished floor.

8. ½ in. conduit containing 2—no. 14 stranded rubber covered wires from junction box B to room light E37.

9. Fluoroscopic room light E37—ceiling fixture containing red or blue light.

Other identification: E-1, combination 100 ma radiographic and fluoroscopic x-ray unit; E-2, wall mounted cassette holder; E-3, control unit (part of E-1); E-4 leaded glass view window.

Power Supply: 15 kva, 200–250 v, 60 cycles, single phase.

for the safelights, refrigerator, illuminator, tank, dryer and motor driven ventilator.

Suitable ventilation should be provided either by air-conditioning, by natural vent or motor driven type ventilators or both. A light-tight window which can be opened occasionally to air out the darkroom is desirable.

Viewing and Filing Room Equipment

Viewing apparatus consists of a stereoscope for viewing stereo pairs of films and film illuminators or view boxes. Illuminators consist of fluorescent lamps mounted in a housing with special reflectors and an opal glass front to produce a bright, even illumination over the entire viewing area. These boxes may be mounted in the wall, hung on the wall or desk mounted. There has recently been developed an explosion-proof illuminator approved by the Underwriters for use in Group I, Class C hazardous locations. This type should be specified for operating room applications.

X-Ray Equipment for Special Departments

A cystoscopic room for genito-urinary work is specified for general hospitals of 100 beds or more. There is some controversy regarding the location of this room. In some cases it is in the surgical department, in others in the x-ray department. When located in the operating room floor remote from the x-ray department, separate small-scale darkroom facilities should be provided. The x-ray equipment for the cystoscopic room includes a 100 ma generator with x-ray tube and a urological x-ray table with accessories. The other equipment supplied generally depends upon the preferences of the specialist in charge, and he should be consulted for these details.

There is a question also as to whether the fracture room is to be located in the x-ray, emergency or surgical departments. In any event, it is desirable that fracture reduction work be carried out under the supervision of a doctor experienced in x-rays to avoid possible over-exposure to the patient or surgeon. The x-ray equipment for the fracture room generally consists of an x-ray mobile bedside unit of 15 ma capacity.

There is considerable demand for a mobile x-ray unit for bedside examination in hospitals of 100 beds or more. A storage closet (3½ by 4½ ft.) should be provided for this apparatus in the x-ray department.

In tuberculosis hospitals and large health centers, separate fluoroscopy rooms are provided on each floor or close

Nature of X-Rays

X-rays are invisible, but have many of the properties of visible light. They are likewise a type of radiant energy, but of so short a wavelength that they will penetrate the human body. The apparatus required to produce x-rays consists basically of a high tension transformer to supply the necessary high voltage; a special highly-evacuated electronic tube in which the x-rays are produced; and controls for adjustment of the three variables involved: (a) voltage which governs the degree of penetration, (b) current which determines the quantity of radiation and (c) exposure time.

X-Rays in Medicine

X-rays may be used for either diagnosis (radiography or fluoroscopy) or therapeutic treatment.

The diagnostic procedure is twofold: (1) by means of radiograph (x-rays pass through the body to affect an emulsion-coated film, producing an x-ray picture or radiograph); (2) fluoroscopy (in which the image produced on a fluorescent screen by the x-rays passing through the body is directly visualized).

Each application requires different x-ray generating apparatus. Fluoroscopic examinations are made at settings of up to 90 kvp (kilovolts peak) at 5 ma (milliamperes) during intervals of a few seconds each. (Voltages applied across the x-ray tube are measured in kilovolts peak, and current through the x-ray tube is measured in milliamperes; thus x-ray generators are rated at their maximum capacities in kvp and ma.)

Radiographs, however, require up to 100 kvp at from 15 to 500 ma with exposure times of from 1/60 to 20 seconds (generally the time varies inversely with the milliamperage) depending upon the thickness and character of the part radiographed and the technique employed.

Complete diagnostic facilities are usually supplied by a single combination x-ray generator with the necessary auxiliary apparatus (separate fluoroscopic and radiographic x-ray tubes are employed in the equipment for the larger hospitals for operating convenience). In special departments, separate fluoroscopic and radiographic apparatus may be specified.

Small hospitals are usually concerned only with diagnostic x-ray equipment,

while large institutions (over 100-bed) require space and equipment for deep or superficial therapy or both. X-ray therapy treatments are made at from 100 to 250 kvp (or higher) at 5 to 25 ma; the kilovoltage depending on the depth of the lesion — on the surface (superficial therapy 90–120 kvp) or deep seated (deep therapy, 200 kvp or higher). Therapy generators are designed for more or less continuous operation.

Auxiliary X-Ray Apparatus

In addition to the x-ray generator (control, transformer and x-ray tube), auxiliary apparatus is required primarily for special techniques and for the convenience of the operator and patient. This apparatus includes:

1. X-ray tables generally arranged so that the body and top may be tilted either manually or by a motor drive from a vertical to a position 11° beyond the horizontal. Combination tables include a counterbalanced fluoroscopic screen, arranged so it may be adjusted to cover most of the table top area. On two-tube units, the fluoroscopic tube is mounted on the screen carriage inside the table body so it moves in unison with the screen. Also included is a Bucky diaphragm, a device with a movable lead grid which reduces the secondary x-radiation scattered from the body and surrounding objects thus improving the radiograph. The Bucky is counterbalanced so it may be moved along the length of the table.

2. X-ray tubestand to support and angulate the x-ray tube with respect to the patient. Radiographic tubestands are available in two types: floor rail mounted and floor and ceiling rail mounted. The bi-rail type provides a greater range of adjustment.

3. Cassette changer. For certain diagnoses it is necessary to provide a three dimensional radiographic view. This is accomplished by using two separate films, shifting the tube a definite distance between each exposure. The resulting films are viewed simultaneously on a stereoscope, a device consisting of two film illuminators and a suitable optical system. The cassette changer provides a mechanical means for shifting the second film cassette (lightproof film holder) into position, and moving the exposed cassette into a protected area simultaneously with the shifting of the tube on the tubestand.

to the pneumothorax rooms, since the equipment is inexpensive. The fluoroscopic room should have a darkened anteroom for waiting ambulatory and stretcher cases. An enclosed vertical fluoroscope with x-ray generator is specified for the fluoroscopy room.

Modern practice calls for the routine chest x-ray examination of all patients upon admission to the larger hospitals (150 beds and over). Recent developments in photo-electronic timing and of photographing the image produced on a fluoroscopic screen on 70 mm roll films, makes practical an extremely rapid examination rate. Such equipment is available in wide variety of models. Sufficient for the smaller hospitals of approximately 150 beds are a *minograph* camera hood and camera, with necessary auxiliary photo-timing apparatus connected to the x-ray generator in the x-ray department. For the larger hospitals a complete *minograph* unit in the out-patient department is specified.

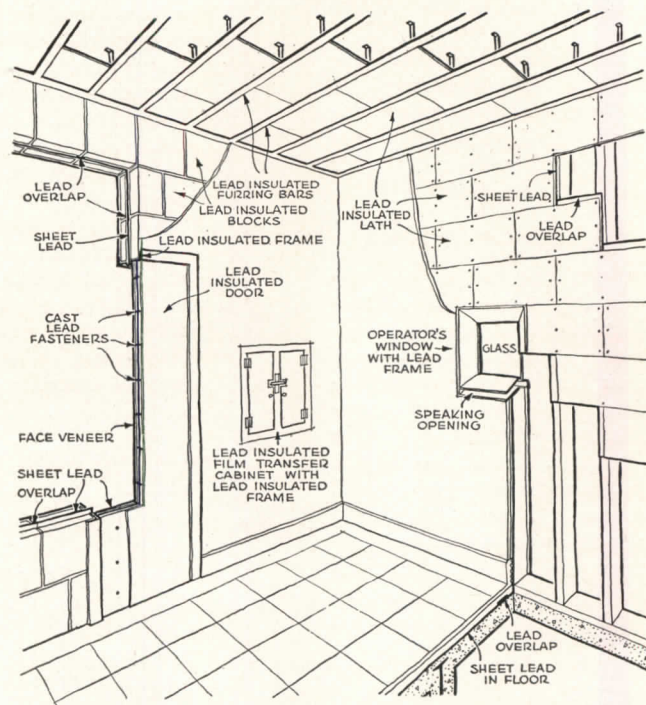
In addition, the out-patient department is provided with a fluoroscopy room and a dental x-ray unit in the dental room.

Protection

X-radiation in either its primary form (direct beam) or as secondary scatter emanating from objects struck by the primary beam is dangerous to the operator and neighboring personnel. Lead is most generally used for protection purposes. It is commercially available in a number of forms—cinder concrete blocks containing sheet lead, plaster board lath backed with lead and wainscot lead laminated panels. The operator's position at the x-ray control should be protected by a lead lined booth or floor screen with lead glass window. The darkroom wall and certain of the x-ray room walls should be lead lined. The thickness of lead required is dependent upon the maximum kilovoltage used and for diagnostic purposes (100 kvp maximum), $\frac{1}{16}$ in. thick lead is sufficient.*

Although high voltages are required to produce x-rays, there is no danger of high tension shock from modern shock-proof x-ray apparatus when properly installed and operated. It is extremely important, however, that all parts of the installation (x-ray controls, transformers, tubeheads, shockproof cables, tables, tubestands, fluoroscopes, etc.) be permanently connected to a suitable ground with the proper size wiring in accordance with the electrical code.

*For complete details and specifications on x-ray protection refer to X-Ray Protection, Bureau of Standards Handbook H.B. 20, Superintendent of Documents, U. S. Government Printing Office, Washington, D. C.



Cut-away view of x-ray room showing uses of lead for protection

Power Supply and Wiring

Proper operation of x-ray equipment is dependent upon adequate electrical power supply and wiring.

Most x-ray apparatus is designed to operate on 200-250 volt a-c single phase service although high capacity three phase radiographic units are made.

Fluoroscopes and low power mobile units are generally operated from 110 volt lines. The power supply for the x-ray department should be separated from the other electrical circuits to avoid voltage variations.

Maximum daily line voltage variation due to causes other than the x-ray apparatus load should not exceed $2\frac{1}{2}$ per cent from the nominal circuit voltage.

The X-ray Section of the National Electrical Manufacturers' Association has published a table of recommended minimum power supply requirements for x-ray generators. (*Table XRA-10 Minimum Power Requirements*, National Electrical Mfg's. Association, New York City.) This table specifies the recommended size of the power supply transformer, size of the line wiring to the main switch in the x-ray room (based on a 100 ft. run), capacity of the main

switch and wiring to the x-ray control for each of the standard classes of x-ray apparatus.

As noted previously, radiographic equipment is operated at relatively high milliamperages (up to 500 ma) for very short intervals—in fact the 50- to 100-bed equipment would be operated for less than three seconds at its maximum 200 ma rating and would draw a line current of approximately 60 amperes. Thus the load is on for too short an interval to cause any heating problems, but oversize feeder lines are required to prevent undue voltage drops. Like electric spot welders, x-ray radiographic equipment requires a large standby or maximum demand power supply capacity, although the kilowatt hour consumption is in accordance with commercial practice.

In addition to the line supply and wiring, it is necessary to provide wiring in conduit from the x-ray control to the transformer and auxiliary apparatus such as the x-ray table, tubestand, cassette changer, etc. The number of wires required and the position of the outlets for this wiring will vary with the different makes of equipment.

PRODUCTS for Better Building

David Royter Photos


WINDOW WALL

A new type of window wall, designed to achieve low cost, has been used in six typical dwellings of the planned, 700-home Pueblo Gardens development in Tucson, Arizona. There are one-, two- and three-bedroom houses in the project, all one-story high.

In the small home the front window wall is 7 ft. high by 14½ ft. wide, while the rear door arrangement provides a glass door and adjoining window to give a daylight wall 7 ft. high by 6½ ft. wide. The horizontal bands of the windows are of an aluminum sash, half-panel, sliding type.

A two-bedroom design has the entire end of the living-dining area glass from floor to ceiling, providing a window wall 12 ft. wide by 7½ or 9½ ft. high. Another two-bedroom design has a window wall 10 ft. high by 12 ft. wide.

Characteristic of the various designs



Houses in large development project utilize new type "window walls" for low cost

are the low roofs with wide overhang, redwood siding applied vertically, concrete floors and large window areas.

Large window areas as well as solid walls are protected from the sun by the wide overhang, and, in addition, the dwellings are well insulated.

Structurally, the houses have been designed to eliminate the truss-type roof as well as hip and valley framing. The Pueblo Garden type of framing permits sloping ceilings, which are reported used to an advantage architecturally in visually enlarging the rooms.

In planning the whole project the original six homes are being built as models to study practical development of design theories and to conduct experiments in construction methods. Architects are Paul R. Williams and A. Quincy Jones, Jr., of Los Angeles. The houses are being built by the Del E. Webb Construction Co. of Phoenix. Libby-Owens-Ford Glass Co., Nicholas Bldg., Toledo 3, Ohio.



New furniture in the William Armbruster Collection. Left: 36 in. wooden cocktail table with raised rim. Right: sturdy club chair and sofa plus trim, glass and metal cocktail table

FURNITURE

New furniture pieces in the William Armbruster Collection of furniture, designed for and sold exclusively to architects, include a wing-type club chair and club sofa; a very unobtrusive metal and glass cocktail table; a light side chair, said to be maneuverable as well as comfortable; and a light, simple, 36-in. diameter cocktail table made of wood.

The club chair, while large in physical dimensions, is designed so as to not look at all bulky through general styling and by having the chair raised off the floor. The club chair and sofa are of sturdy construction with the legs extending half-way up inside the arm, although only short legs are visible. A special arrangement of webbing, frame and coil springs is said to prevent the nails that hold the webbing from working loose.

The side chair was designed especially for use in dining rooms, millinery departments and fitting rooms, and has been constructed so that both the rear legs and back of the chair will touch the wall when a chair is placed abutting the wall. Edgewood Furniture Co., Inc., 208 E. 27th St., New York 16, N. Y.

PREFABRICATED CLOSET

A new type of prefabricated closet with adjustable shelves and ball-bearing sliding doors has been designed to cut building costs and provide improved storage in the home and office.

Field test installations of the *Milo Cabinet-Wall* were reported to show the following advantages: (1) lower cost than comparable installation of stud and plaster construction; (2) closets can be used to form partitions; (3) closets use 25-40 per cent less space than conventional construction; (4) a unit cabinet can be assembled and installed by

a carpenter and helper in about 90 minutes; (5) the cabinet-wall closets provide flexible floor to ceiling storage space.


In the complete closets, shelves are said to be adjustable to any height; they come in standard 2-, 3- and 4-ft. widths and are shipped knocked down, prime painted and individually packaged.

Closet floors are elevated to keep out dust, and ventilation is provided in accordance with recommendations of the U. S. Bureau of Home Economics. The Mengel Co., Wood Products Division, P. O. Box 593, Winston-Salem, N. C.

STONEMWORK RESTORATION

Recently introduced in this country is a process for the restoration of stonework that has deteriorated or been damaged.

The process, called *Deckosit*, utilizes stone, exactly the same as that in the



Mixture of stone and paste can be used to restore damaged, deteriorated stonework

original building or monument, with the stone being crushed and knitted together with *Deckosit* paste, 85 per cent stone to 15 per cent paste.

The decayed stone is cut away and the *Deckosit* stone mix is applied in

(Continued on page 190)

MANUFACTURERS' LITERATURE

Copper for Buildings

Modern Application of Sheet Copper in Building Construction. Technical treatise designed to serve as a "handbook for architects and sheet-metal contractors, draftsmen and artisans, students and apprentices." This book is a complete revision of the former Copper & Brass Research Ass'n. publication, *Sheet Copper Handbook*. New technical data derived from industrial research have been collated and reviewed.

Features that should especially appeal to architects are: design data for gutters, leaders, valleys, expansion joints; table of recommended weights and tempers; tables of stock sizes of sheet and strip; dead level roofs; roof cooling; roof gardens and pools; the use of factory-made roofing accessories; specifications covering all types of roofing and flashing, so arranged that individual clauses and alternate methods can be quickly chosen. Numerous tables, charts and illustrations are included. 144 pp., illus., Copper & Brass Research Ass'n., 420 Lexington Ave., New York 17, N. Y.

Wall Ties

Copperweld High-Strength, Non-Rusting Cavity Wall Ties. Brochure picturing application of wall ties made of high-strength alloy steel to which is welded a heavy covering of protective copper. A special feature, the V-shaped drip loop, is shown and specifications are given. 4 pp., illus. Copperweld Steel Co., Glassport, Pa.

Furniture

Everett Sebring Furniture. Portfolio of contemporary furniture by Everett Sebring, California designer of custom-made furniture and interiors. Included are pictures of chairside, end, lamp, coffee, nesting and drawer tables together with suggested furniture layouts. A data sheet lists prices, type of construction, wood and top finishes. 8 pp., illus. Everett Sebring Furniture, 1009 E. Green St., Pasadena 1, Calif.

Lighting

The Neo-Ray Louvered Ceilings (LC 1848 and ML 2448). Illustrates two types of louvered ceilings for use with fluorescent and spot lighting. Drawings show installation methods. A chart gives computed illumination values for various ceiling heights, lamp spacing, and wall and ceiling shades (light, medium or

dark). 8 pp., illus. Neo-Ray Products, Inc., 315 E. 22nd St., New York 10, N. Y.

Sky-Glo Luminous Louver System. Contained in this bulletin are photographs, architectural drawings, engineering charts and specification tables on the Sky-Glo, Vinylite plastic, louvered lighting system.

Specifications give information on: composition, basic sizes and shapes of louver sections; dimensions and construction of supporting channels; channel couplings; suspension rod assemblies; and suspension rod couplings.

Described in detail are methods to utilize the louver system in four rooms of different dimensions. Each installation layout is accompanied by an itemized listing of all parts.

Formulas for calculating footcandle levels and illumination data are included. 28 pp., illus. Benjamin Electric Mfg. Co., Des Plaines, Ill.*

Cold Cathode Fluorescent Lighting Guide. This booklet begins with a brief statement defining cold cathode lighting which is followed by a listing of the characteristics of cold cathode lamps. Typical installations are shown and specifications, technical data are included. 6 pp., illus. Fluorescent Lighting Ass'n., 501 5th Ave., New York 17, N. Y.

Pittsburgh Permalector Fluorescent Lighting Catalog 48-C. Presents a complete line of fluorescent luminaires, troffers, strips, accessories, etc., together with companion incandescent equipment which may be used in conjunction with fluorescent lighting for planned lighting installations. A section is devoted to "planned lighting" and how it is achieved through combination of fluorescent and incandescent equipment. Installation details, suggested applications and utilization tables are included for all units. Complete engineering data and specifications are given. 52 pp., illus. Pittsburgh Reflector Co., Oliver Bldg., Pittsburgh 22, Pa.*

Day-Line Industrial Fixtures (Bulletin 30-A-2). Covers revised listing of Day-Line industrial fluorescent fixtures. Additions to line include new turret sockets and closed end reflectors for two-lamp and three-lamp 40-watt fixtures. 16 pp., illus. Day-Brite Lighting, Inc., 5411 Bulwer Ave., St. Louis 7, Mo.*

Spero 5 Lines of Electrical Products. Describes complete line of fluorescent luminaires, reflectors, floodlights, vapor-proof units and materials for electrical construction. Engineering data is given

together with dimensioned drawings, candlepower distribution diagrams, utilization coefficients and illumination levels for various fluorescent fixtures. 41 pp., illus. The Spero Electric Corp., 18222 Lanken Ave., Cleveland 19, Ohio.*

Stainless Steel Pipe

Taylor Forge Stainless (Bulletin 483). Drawings, dimensions and prices are given for new type fittings and flanges available in Stainless 304, 347, 316 and other materials. 4 pp., illus. Taylor Forge & Pipe Works, P. O. Box 485, Chicago 90, Ill.

Drains, Plumbing Specialties

Wade Drains. Comprehensive catalog featuring wide variety of drains and fittings, expansion joints, sealed air chambers, grease interceptors, sump pumps and other plumbing specialties. The drain section is handily arranged in that a maximum of information is given in one place; photos, drawings, descriptions, dimensions, weights, accessories, etc. are given on the same page for each item.

Roof leader sizing and selection information, said to be based on both local code requirements and a rainfall map of the U. S., are provided to save tedious computation and guesswork. Tables are given for the correct sizing of grease interceptors. 80 pp., illus. Wade Mfg. Co., Elgin, Ill.

Housing

Housing America. A study of present and future dwelling requirements for the U. S. The brochure reviews the present housing shortage, its underlying causes, and suggests corrective measures to initiate a nation-wide housing program. Major sections of the brochure include: (1) Mass Housing — a Major Issue; (2) Planned Communities — Utilities; (3) Effect of Fuels on Community Planning; (4) Analysis of an Individual Home Community Development; (5) Appendix (describes large rental housing projects in progress). 28 pp., illus. The Ric-wiL Co., Union Trust Bldg., Cleveland, Ohio.*

Food Service Equipment


Handbook of Food Service Equipment. A complete guide to the selection of equipment for the preparation and serving of food in hotels, schools, restaurants, hospitals and industrial organizations. Complete specifications are given, describing in detail the type of fabrication and materials used. 120 pp., illus. S. Blickman, Inc., Weehawken, N. J.*

Quality Homes

A Quality Home Can Cost Less. Booklet traces the construction of an actual house, and through a step-by-step analy-

(Continued on page 214)

*Other product information in Sweet's File, 1948.



82,535 sq. ft. of Cemesto, clipped to steel beams, provides insulation, light-reflecting interior finish, and great strength with light weight—applied as structural roof deck on the Solar Aircraft Company's new plant, San Diego, California.



What's behind the rush to Cemesto?

Three important facts are spurring the great demand for Cemesto for industrial building—

IT'S MODERN: Cemesto is a *multi-function* material . . . a fire-and-moisture resistant asbestos cement wall unit with a cane fibre core . . . combining high thermal insulation with great structural strength in an integrated material that permits erection of industrial buildings with light-weight economical "curtain" walls, partitions, and roof decks.

IT'S PERMANENT: For 17 years industrial buildings have demonstrated that Cemesto's durable exterior and interior finish requires no painting, and little maintenance. Cemesto's core is Ferro*-treated against dry rot, fungus growth, and termites.

IT'S AVAILABLE: Cemesto is available now . . . for prompt delivery.

You are invited to write today for details on Cemesto applications in which you are interested. In the meantime, you'll find complete specifications on Cemesto in Sweet's File, Section 10a/7.


*REG. U. S. PAT. OFF.

THE CELOTEX CORPORATION, CHICAGO 3, ILLINOIS

CEMESTO

REG. U. S. PAT. OFF.

FOR ROOF DECKS... "CURTAIN" WALLS... PARTITIONS... OTHER INDUSTRIAL USES



*Already acclaimed
by an ovation of orders!*

THESE NEW TWIN TRIUMPHS OF PRECISION-PLANNED LIGHTING:

LENOX-2*
LENOX-4*

And no wonder! After two years of exhaustive research, Day-Brite has engineered into these superb fixtures all the features you want most.

Greater efficiency . . . more ease and economy of installation and maintenance . . . smarter functional styling . . . added flexibility of application . . . they're all yours in the versatile LENOX-2 and LENOX-4.

HIGHLIGHTS OF THE NEW LENOX "TWINs":

- ▶ Two 40-watt lamps (LENOX-2) or four 40-watt lamps (LENOX-4) in matching fixtures engineered for low brightness ratios . . . easier-than-ever vision.
- ▶ Ceiling or suspension mounting . . . singly or in continuous runs.
- ▶ Rugged, rigid all-steel precision-built construction.

Send today for the complete LENOX story, including detailed installation and performance data.

*T. M. Reg. U. S. Pat. Off., Patents Pending



409

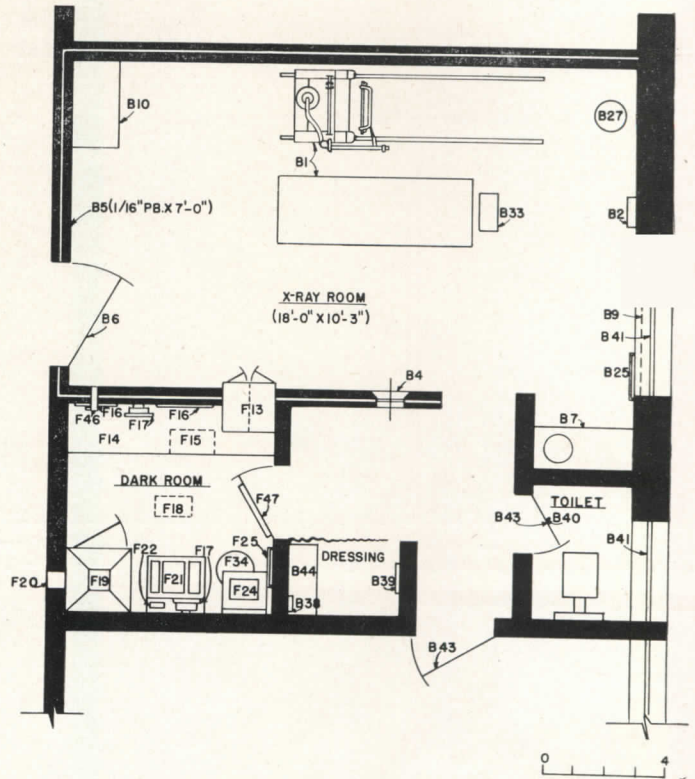
IT'S EASY TO SEE WHEN IT'S
DAY-BRITE
Lighting

Day-Brite Lighting, Inc., 5465 Bulwer Avenue, St. Louis 7, Mo.
Nationally distributed through leading electrical supply houses.
In Canada:
Address all inquiries to Amalgamated Electric Corp., Ltd.,
Toronto 6, Ontario

RADIOGRAPHIC SUITE FOR 30-BED GENERAL HOSPITAL

For radiographic and x-ray therapy suite layouts of 50- or 100- and 200-bed general hospitals, see ARCHITECTURAL RECORD, June 1946. Layouts on this page and page 159 are taken from Elements of the General Hospital, U. S. Public Health Service.

An alternate plan for the 30-bed General Hospital includes a larger radiographic and fluoroscopic unit (100 ma), a separate control unit for the x-ray equipment and a fluoroscopic ceiling light in the x-ray room



Legend for 30-Bed Hospital Suite

| Item | Description |
|------|--|
| B- 1 | 1-Combination 60 ma radiographic and fluoroscopic x-ray unit |
| B- 2 | 1-Wall cassette holder |
| B- 4 | 1-Leaded glass view window * |
| B- 5 | 1-Lead lining * |
| B- 6 | 1-Lead lined door, light-proofed * |
| B- 7 | 1-Barium sink * |
| B- 9 | 1-Lightproof shade * |
| B-10 | 1-Low cabinet for supplies * |
| B-25 | 1-Towel bar † |
| B-27 | 1-Adjustable stool † |
| B-33 | 1-Footstool † |
| B-38 | 1-Hook strip † |
| B-39 | 1-Mirror † |
| B-40 | 1-Hook on door † |
| B-41 | 2-Obscure glass * |
| B-43 | 2-Lightproofed door * |
| B-44 | 1-Built-in seat * |

NOTE: Toilet furnishings not included in layout

*Part of room construction

†Part of furnishings

Legend for Darkrooms 30- and 40-Bed General Hospital

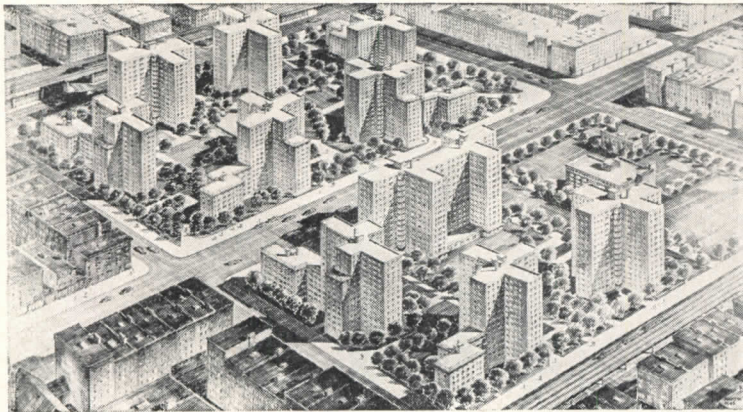
| Item | Description |
|------|---|
| F-12 | 1-Storage cabinet (40-bed) * |
| F-13 | 1-Cassette pass box |
| F-14 | 1-Film loading counter with cabinets * |
| F-15 | 1-Film storage bin |
| F-16 | 2-Film hanger racks |
| F-17 | 2-Safelights |
| F-18 | 1-Ceiling light, white and red |
| F-19 | 1-Two door film dryer |
| F-20 | 1-Film dryer exhaust * |
| F-21 | 1-Refrigerated developing tank with thermostatic mixing valve |
| F-22 | 1-Timer |
| F-24 | 1-Sink * |
| F-25 | 1-Towel bar † |
| F-34 | 1-Waste paper receptacle † |
| F-42 | 1-Movable partition (40-bed) * |
| F-46 | 1-Darkroom ventilator |
| F-47 | 1-Lightproof door with lightproof louver (30-bed) |

*Part of room construction


†Part of furnishings

(Continued on page 159)

More FITZGIBBONS STEEL BOILERS



JAMES WELDON JOHNSON HOUSES, Manhattan. Architects: J. Whittlesey, H. M. Prince and R. J. Reiley. Heating Contractor: Heating Maintenance Corp.




AMSTERDAM HOUSES, Manhattan. Architects: Grosvenor Atterbury, Harvey Wiley Corbett and Arthur C. Holden. Heating Contractor: Raisler Corp.



GOWANUS HOUSES, Brooklyn. Architects: Canadella, Kahn, Jacobs and McCarthy. Heating Contractors: Heating Maintenance Corp.

These four recent modern developments of the New York City Housing Authority will provide apartments for 20,000 persons. All these buildings and many others like them, will be heated by Fitzgibbons steel boilers.

Increasingly the choice today for buildings large and small, Fitzgibbons steel boilers assure the success of the heating installation by providing economical, dependable heat with a minimum of maintenance. Check first with Fitzgibbons and let their 62 years of experience guide you on your next job.



Fitzgibbons Boiler Company, Inc.

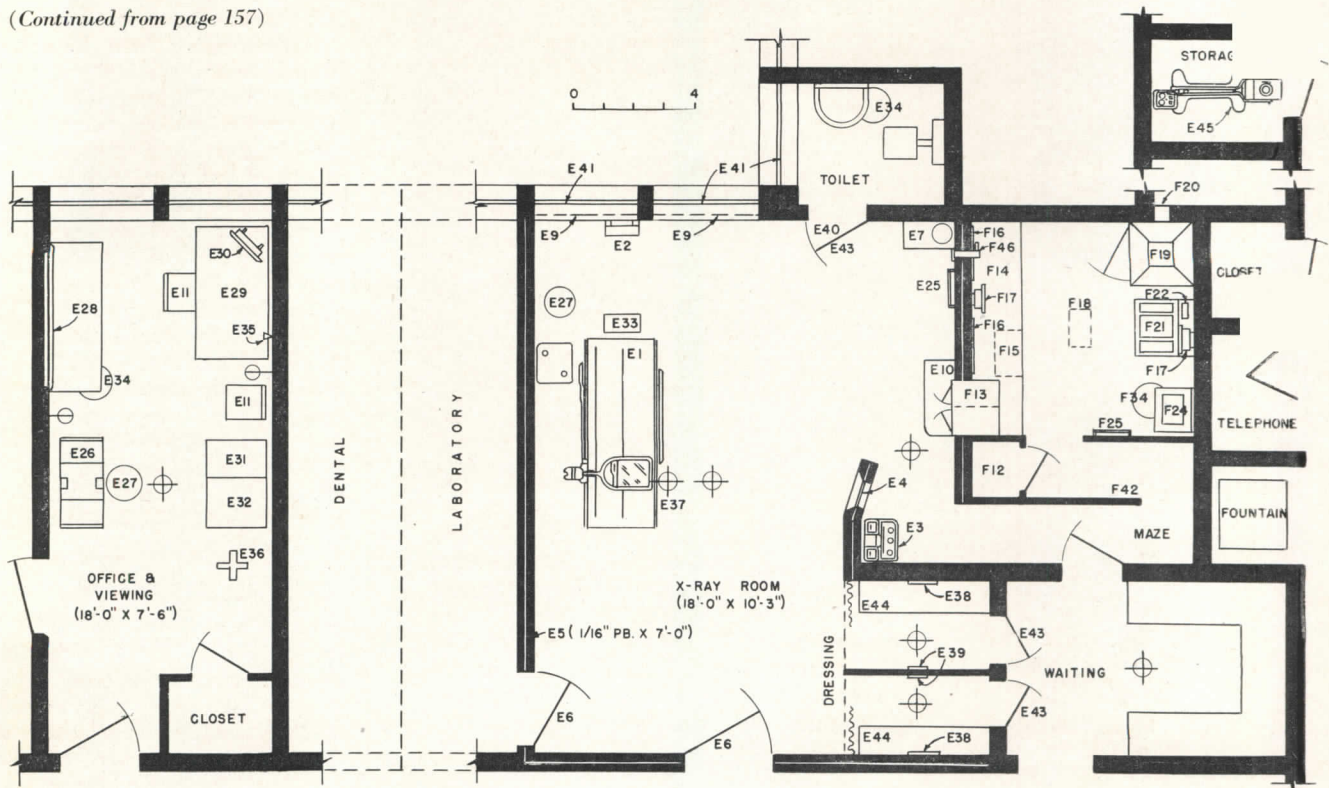
General Offices: 101 PARK AVENUE, NEW YORK 17, N. Y.
Manufactured at: OSWEGO, N. Y. • Branches in Principal Cities



LILLIAN WALD HOUSES, East River, Manhattan. Architects: A. L. Ackerman and L. A. Goldstone. Heating Contractor: Dierks Heating Co., Inc.

RADIOGRAPHIC SUITE FOR 40-BED GENERAL HOSPITAL

(Continued from page 157)



Legend for 40-Bed Hospital Suite

An alternate plan for the 40-bed General Hospital includes a larger radiographic and fluoroscopic unit (200 ma) and a horizontal cassette changer instead of the wall mounted type as used in the standard plan

- | | | | |
|---|---|------|---|
| E- 1 | 1-Combination 100 ma radiographic and fluoroscopic x-ray unit | E-29 | 1-Executive-type desk † |
| E- 2 | 1-Wall mounted cassette holder | E-30 | 1-Desk mounted single-film illuminator |
| E- 3 | 1-Control Unit (part of Item E-1) | E-31 | 1-Filing cabinet letter size, 4 drawers † |
| E- 4 | 1-Leaded glass view window * | E-32 | 1-Film filing cabinet, 3 drawers |
| E- 5 | 1-Lead lining * | E-33 | 1-Footstool † |
| E- 6 | 2-Lead lined door, lightproofed * | E-34 | 2-Waste paper receptacles † |
| E- 7 | 1-Barium sink * | E-35 | 1-Telephone outlet † |
| E- 9 | 2-Lightproof shade * | E-36 | 1-Costumer † |
| E-10 | 1-Low cabinet for supplies * | E-37 | 1-Fluoroscopic ceiling light * |
| E-11 | 2-Straight chairs (1 executive type for desk) † | E-38 | 2-Hook strip † |
| E-25 | 1-Towel bar † | E-39 | 2-Mirror † |
| E-26 | 1-Stereoscope | E-40 | 1-Hook on door † |
| E-27 | 2-Adjustable stool † | E-41 | 3-Obscure glass * |
| E-28 | 1-Wall mounted four-film illuminator | E-43 | 3-Lightproofed doors * |
| NOTE: Toilet furnishings not included in layout | | E-44 | 2-Built-in seats * |
| *Part of room construction | | E-45 | 1-Shockproof Mobile X-Ray Unit |
| †Part of furnishings | | | |

For Air Conditioning Freon Applications . . .


BAKER

COMPRESSORS

COMPRESSOR UNITS



CONDENSING UNITS

from 1½ to 60 horsepower capacity




1½ to 5 h.p. capacity
in units built around the
Model 32BA Compressor


5 to 7½ h.p.
available in units
with the Model F32BA
Compressor




10 to 15 h.p.
for medium size
installations using
the Model F40A
Compressor



20 to 30 h.p. intermediate
capacity delivered by
units having the Model
F14BA Compressor



40 to 60 h.p. for
high capacity instal-
lations furnished in
units based on the
F15BA Compressor



Zone balanced • Engineered

BAKER

AIR CONDITIONING AND REFRIGERATION

Factories at Omaha, Nebraska and South Windham, Maine . . . General Offices at South Windham, Maine

THE RECORD REPORTS

(Continued from page 24)

cent over June, residential up 45 per cent over July of last year and down 2 per cent from June, and heavy engineering works up 31 per cent over July of last year and 1 per cent over June.

Gains ranging from 15 per cent in Minnesota and the Dakotas to 123 per cent in New England were reported for all its reporting districts by the Corporation in July over the corresponding month of last year, with the exception of the region comprised of western Missouri, Kansas, Nebraska, and Oklahoma where a decline of 65 per cent was shown.

On a cumulative basis, all 15 regions showed an increase for the first seven months of the year compared with the corresponding period of last year. The upstate New York district led this advance with a gain of 72 per cent followed by the midwestern area of northern Illinois, Indiana, Iowa, Wisconsin and northern Michigan with a gain of 60 per cent.

MATERIALS ROUNDUP

Ceramic wall and floor tile: Output for the first half of this year 24 per cent greater than in the same period last year — Tile Council of America.

Brick and structural clay tile: Production for the first six months of 1948 ahead of the record postwar production in 1947, with inventories adequate to meet the building demand. — Structural Clay Products Institute.

Flooring: Production of Northern Hard Maple, Beech and Birch flooring continued its upward trend in the first half of 1948, and it is now possible for the manufacturers to furnish this flooring in all grades, thicknesses and face widths. Shipments of Northern Hard Beech Flooring for the first half of the year increased 81.7 per cent in comparison with the first six months of 1947. — Maple Flooring Manufacturers Assn.

Steel Products: Shipments of finished steel products in the first half of 1948 exceeded any half-year in war or peace. — American Iron and Steel Institute.

DATA SHEETS ISSUED

Data sheets on subdivision exhibits for incorporation in local editions of FHA Land Planning Bulletin No. 3, *Neighborhood Standards*, have been published by FHA to help subdivision sponsors and their technicians in preparing exhibits which will permit the FHA to render more rapid service on proposed residential developments.

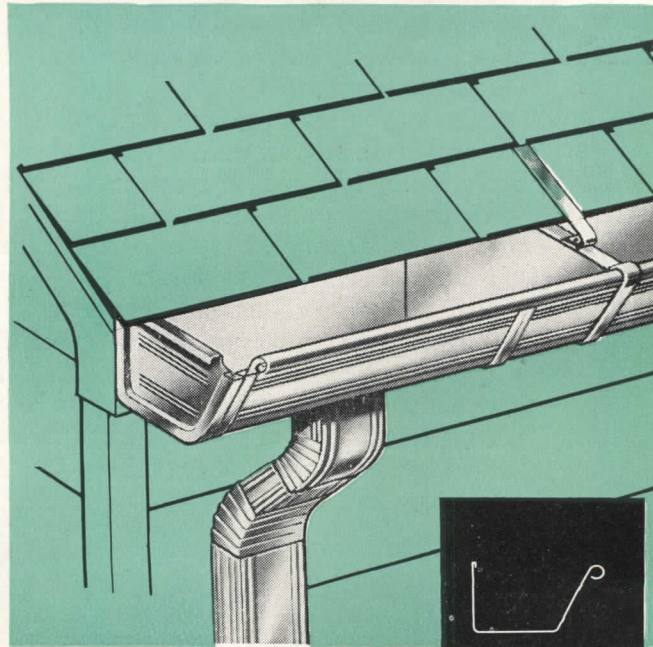


The data sheets contain a description of the advisory services available to

(Continued on page 162)

REYNOLDS *Lifetime* ALUMINUM GUTTERS AND DOWNSPOUTS

Visually, a non-staining white metal eave trim. Functionally, an efficient rain carrier of rustproof permanence at about half the cost of other rustproof materials. 5" gutters in the designs shown, each in either plain or stippled-embossed finish. Matching downspouts and complete fittings. Application by slip connectors. Write for literature.

REYNOLDS METALS COMPANY
Building Products Division, Louisville 1, Ky.
Offices in 32 Principal Cities



IF YOU SEE RUST
YOU KNOW IT'S NOT
ALUMINUM



REYNOLDS
Lifetime ALUMINUM
BUILDING PRODUCTS

Reynolds Pioneering made Aluminum
Competitive . . . take advantage of it!

WORLD'S LARGEST PRODUCER OF ALUMINUM BUILDING PRODUCTS:

Shingles, Clapboard Siding, Corrugated and 5-V Crimp, Snap-Seal and Standing Seam Roofing, Weatherboard Siding, Built-up Roofing, Nails, Gutters, Wall Tile, Windows, Reflective Insulation, the "Alumi-Drome" (prefabricated utility building).

(Continued from page 160)



ROOMS WITH *Oak Floors* HAVE STYLE ADAPTABILITY

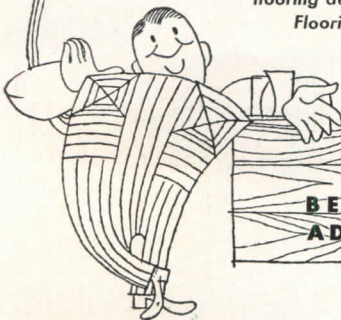
With most of your clients, oak flooring will always be the first choice for new homes because of its inherent natural beauty, durability and lasting economy.

But, as you know, many people want changes . . . new rugs, drapes, wallpaper, paint and furniture. Here, too, oak is recommended because, with its warmth and charm, oak flooring complements the beauty of these new surroundings whatever their style or color.

For wall-to-wall carpet, oak floors offer a smooth, firm—yet resilient—base which protects carpeting and makes cleaning easier. And when carpeting wears out, or owners tire of it, the permanent beauty of oak is always there.

So, for long-time adaptability, start with oak floors.

ASK FOR ARCHITECTS' DATA BOOK—which gives quick and usable information for specifying, laying, finishing and maintaining oak floors. Available from your local oak flooring dealers or from the National Oak Flooring Manufacturers' Association, 814 Sterick Building, Memphis, Tenn.



development sponsors from the FHA, and of subdivision exhibits which may be needed at various stages of planning. They also include suggestions through which maximum benefits may be obtained from expenditures for technical assistance. Illustrations and check lists included will be useful aids to land planners, engineers and other technicians in the preparation of drawings and documents.

Copies of the new data sheets may be obtained on request to local FHA offices.

APPRENTICES ON INCREASE

The number of apprentices employed in the construction industry reached an all-time high of 132,114 on July 1, an increase of 32,000 over the number employed at the same time a year ago, the Bureau of Apprenticeship, U. S. Department of Labor, reports.

California retained the lead with 19,974 construction trades apprentices, followed by New York with 11,620, and Ohio with 9578. The following totals were on file for the seven major craft groups: woodworking trades, 47,215; pipe trades, 20,756; electrical trades, 18,867; trowel trades, 18,790; sheet metalworking, 10,464; painting, 9072; other building trades, 6950.

CALIFORNIA NEEDS


ENGINEERS, DESIGNERS

With a \$250 million state building program launched by Governor Earl Warren as his five-year project, State Architect Anson Boyd of California is making a nation wide appeal for structural engineers and architectural designers and draftsmen who are urgently needed by the Division of Architecture.

More than 150 structural engineers, designers, structural engineering draftsmen, specification writers, estimators and mechanical and electrical engineers are required immediately for the design of new hospitals, institutions, office buildings, and for approving school plans under California's earthquake law, Mr. Boyd reports. The State Personnel Board is cooperating with Mr. Boyd and requests architects and engineers to apply for permanent civil service positions with the Division of Architecture by writing to the Recruitment Section, State Personnel Board, Sacramento, California. Architects and engineers are requested to indicate the salary at which they would accept California employment, and to submit their employment history.

Qualified applicants for architectural

(Continued on page 164)



Architects:
Sidney H. Morris & Associates,
Chicago



"SELLEVISION" *Brings the Entire Store* INTO THE PICTURE

WOULD any woman pass up a store like this? It isn't likely. The front has *Sellelevision* to make the charming interior clearly visible from the street. Customer contact is immediately established.

Sellelevision as applied by specialists in modern store design imparts distinctive identity . . . especially when *Brasco Safety-Set Store Front Construction* is utilized. With *Safety-Set's* extremely low sash height more glass is exposed to achieve maximum visibility.

The complete line includes a wide choice of attractive assemblies in handsome stainless steel and anodized aluminum. Unusual effects are easily obtained with our standard members requiring stock size millwork only. Heavy-duty bars with tubular steel reinforcement provide ample protection for heightened areas and larger glass loads.

For store fronts with *Sellelevision*, *Safety-Set Construction* completes the picture . . . frames it most securely and effectively.

★ A COMPLETE LINE FOR EVERY DESIGN ★

Brasco
SAFETY-SET
STORE FRONTS

BRASCO MANUFACTURING CO.
HARVEY • (Chicago Suburb) • ILLINOIS
Specialists in Metal Store Front Construction for more than 35 Years

Copr. 1948 by Brasco Manufacturing Co.

(Continued from page 162)

design and drafting positions will be given examinations consisting of an appraisal of work samples and an oral interview in such places throughout the country as the number of applicants permit. Structural, mechanical and electrical engineers, estimators and specification writers, who meet the necessary professional qualifications will be given written examinations.

COMPETITIONS

Lighting

In the interest of properly, pleasantly and profitably planned lighting and the advancement of the science of illumination, The Industrial and Commercial Lighting Equipment Section of the National Electrical Manufacturers Association invite lighting installation planners to enter case studies completed in 1948 in the Merit Award Competition which closes on January 15, 1949. Five groups of planners — electrical contractors, electrical wholesalers, architects and engineers, utility lighting and power men, and users of industrial and commercial lighting — are eligible to submit up to three separate entries showing a single installation in the field of industrial, school, store, institutional or outdoor lighting by means of photographs, drawings, and detailed

(Continued on page 166)


EMERY ROTH, A.I.A.

Emery Roth, New York architect well known for his work in the hotel and apartment house fields, died on August 20 at the age of 77.

A native of Czechoslovakia, Mr. Roth had been in this country since 1884. He was affiliated with the firm of Burnham and Root of Chicago before opening his own office in New York in 1898. In 1935 he took his sons, Julian and Richard, in with him, changing the name of his firm to Emery Roth & Sons.

Among the many prominent buildings of his design are the Ritz Tower, the St. Moritz, Oliver Cromwell, San Remo, Mayflower, Drake and Fifth Avenue Hotels, in New York City, and the Hotel St. George in Brooklyn. Only this year he was awarded the Apartment House Medal of the New York Chapter, A.I.A., for the best apartment house designed since 1940 — the one at 300 E. 57th St., New York.

Mr. Roth was a member of the American Institute of Architects and the New York Society of Architects.



BURT VENTILATORS BOOST PRODUCTION EFFICIENCY AND PLANT PROFITS

The present increased costs of labor and materials place a high premium on production efficiency.

Burt Ventilators offer an economical and quickly available source for permanent production improvement. Cost-cutting is achieved through increased production from better working conditions; by improved product quality; less absenteeism and fewer accidents.

A complete line of types and sizes and a century of ventilating experience assure you a properly engineered and efficient ventilating system when Burt does the job.

SEE SWEET'S OR WRITE FOR CATALOG AND DATA SHEETS

The **BURT MFG. Co.**

48 E. South Street

Akron 11, Ohio, U.S.A.


VENTILATORS • LOUVERS • OIL FILTERS • SHEET METAL SPECIALTIES

SOUND CONDITIONING

RESULTS OF 8-YEAR TEST ON ADHESIVES FOR ACOUSTICAL TILES



A factor of importance in sound conditioning is selection of an adhesive that will hold acoustical ceiling tiles in place permanently. Results of an eight-year test on twelve brands of acoustical cement reveal marked variations in characteristics, and indicate that architects should specify not only the acoustical material but also the proper cement to keep it in place.



TEST SAMPLES—AFTER 8 YEARS

The three test samples of acoustical adhesives above (left) became brittle and cracked loose from their glass mountings after 30 days of accelerated drying at 120° F. The Armstrong sample at right, tested at the same time, still remains plastic today, after eight years. Surface marks are thumbnail indentations made during periodic inspections.

*TRADE-MARK REGISTRATION APPLIED FOR.

In 1940, Armstrong Cork Company's Research Laboratory began tests comparing Armstrong's Acoustic Cement with other cements on the market. Samples of twelve acoustical cements—including Armstrong's—were applied to glass and placed in an oven for thirty days at 120° F. For eight years these test samples have been observed regularly. The unretouched photo at left, taken recently, shows the significant effects of the test. For long, dependable service an acoustical cement should have strong initial bond, minimum longitudinal shrinkage, and remain plastic indefinitely. The test showed that only Armstrong's Acoustic Cement met all three requirements with a high rating. At the end of the 30-day drying-out test, nearly all of the other cements had become hard and brittle, most of them cracking away from the glass. The Armstrong sample remained plastic and firmly bonded. Made with a varnish-type base, this cement maintains plasticity for years. This allows for expansion and contraction of the acoustical material with temperature and humidity changes. After eight years, Armstrong's Acoustic Cement showed shrinkage 1½ to 4 times smaller than the other cements tested. And it had twice the initial bond required by government specifications.

Armstrong is the only large manufacturer of acoustical materials that makes cement for their application. The dependability of Armstrong's Acoustic Cement stems from Armstrong's 44 years of experience in the manufacture of adhesives. Armstrong Cork Co., Acoustical Dept., 2410 Stevens St., Lancaster, Pa.



ARMSTRONG'S ACOUSTICAL MATERIALS

CUSHIONTONE® • CUSHIONTONE F • TRAVERTONE* • ARRESTONE® • CORKOUSTIC® • ARMSTRONG'S ACOUSTIC CEMENT

For "extra beauty" exteriors . . .
ARCHITECTURAL CONCRETE SLABS



For "extra beauty" in Slabs
. . . ATLAS WHITE CEMENT

You'll note added beauty in Architectural Concrete Slabs made with a matrix of Atlas White Cement. It brings out *full* sparkling whiteness or sets off rich color values in pigments and aggregates. And the crisp, smart appearance of the slabs lasts, undimmed, through years of wear and exposure.

Atlas White Cement also provides beauty and utility for Stucco, Terrazzo and Cement Paint, as well as Slabs. Such a matrix has the uniform clarity to complement the desired colors, whether in contrast or blend.

Atlas White conforms with ASTM and Federal specifications for portland cement. It has the same advantages for concrete and is used in the same way. Atlas White concrete stays fresh, colorful . . . and it cleans easily. Maintenance costs are low.

For further information on the uses of Atlas White Cement, see SWEET'S Catalog, Section 4B/2 and 13B/8, or write to Atlas White Bureau, Universal Atlas Cement Company (United States Steel Corporation Subsidiary), Chrysler Building, New York 17, N. Y.

AR-C-24

FOR BEAUTY AND UTILITY
ATLAS WHITE CEMENT
 FOR TERRAZZO, PAINT, SLABS, STUCCO



"THEATRE GUILD ON THE AIR"—Sponsored by U. S. Steel Subsidiaries
 Sunday Evenings—September to June—ABC Network

THE RECORD REPORTS

(Continued from page 164)

information of equipment and photometric data. In addition to Merit Award Certificates, three \$100 cash prizes and Gold Seal Certificates for each entry group will be awarded, and winning designs will be displayed, at the Third International Lighting Exposition and Conference to be held in Chicago March 29 to April 1, 1949. A complete program announcement and official entry blank may be obtained from the Third International Lighting Exposition, 326 W. Madison Street, Room 818, Chicago 6, Ill.

Welding

The James F. Lincoln Arc Welding Foundation announces the Second Annual Engineering Undergraduate Award and Scholarship Program, from September 15, 1948 to April 1, 1949, for students to compete in the preparation of papers on welding. Resident engineering undergraduates of a United States school, college or university offering a curriculum in any branch of engineering or architecture leading to a degree are eligible to submit papers in one or more of the following categories: Design, Maintenance and Repair, Welding Fabrication, Research and Development. In addition to 77 student cash prizes totaling \$5000, the competition again offers scholarship funds amounting to \$1750 to the institutions in which the three top award students are registered. The Rules of the Program, reviewed and approved by Engineering Department heads of 14 leading colleges, may be obtained by writing The James F. Lincoln Arc Welding Foundation, Cleveland 1, Ohio.

Community Planning

The search for finding plans for an ideal neighborhood has taken the form of a nationwide contest sponsored by the Community Development and Shopping Center Committee of the National Association of Home Builders. Both regional and national awards will be made in each of five entry classifications: (1) best small groups of single family homes under 50 units with emphasis on economy; (2) best single family group of over 50 units with emphasis on economy; (3) best residential community; (4) best garden apartment or multiple group; (5) best suburban shopping center where construction is 25 per cent complete. Winning projects will be displayed at the Home Builders Exposition in Chicago in February 1949. The closing date for entries is November 1. Complete information can be obtained

(Continued on page 168)

Plywood

is engineered wood!

NATURAL woods, going through the skillful processes of manufacturing, result in PLYWOOD—the engineered wood. It is wood itself, built for new and greater flexibility, dependability, and value. Plywood is MADE to lend itself to architectural plans, to the modern uses of wood, to unique applications.


PLYWOOD, INC. provides completely efficient service—featuring every kind of panel, from Western soft woods to the finest hardwoods—and panels to your own specifications.



The richness of superb plywood lends itself to the modern home.



An executive office or conference room dignified with plywood.



Plywood adds distinction to the lobby and rooms of an institution.

Plywood Inc.

Write to Your Nearest Divisional Branch for Complete Facts

PLYWOOD DETROIT
Detroit, Mich.

PLYWOOD GRAND RAPIDS
Grand Rapids, Mich.

PLYWOOD DAYTON
Dayton, Ohio


CLEVELAND PLYWOOD
Cleveland, Ohio

PLYWOOD TACOMA
Tacoma, Wash.

SAN FRANCISCO PLYWOOD
San Francisco, Cal.

PLYWOOD LOS ANGELES
Los Angeles, Cal.

**Remember The Original Massillon
Bar Joist — We Make 'em Every Day**



**— So You Want To Reduce
Construction Costs**

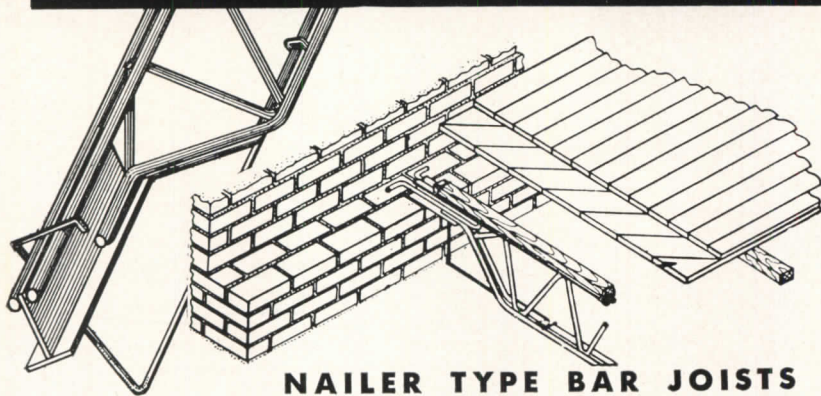
Well, then, **WHY** do you **BUILD** floor supports piece by piece on the job?

Why don't you reduce this costly time and labor with **Macomber Bar Joists**?

Why don't you save money instead of spending it trying to run pipes, ducts and conduit through solid floor supports?

Why don't you **REDUCE** dead load and footings instead of increasing them?

Why don't you call us for price and delivery estimates? We made the original Bar Joist in 1923. We've been saving builders money ever since.



NAILER TYPE BAR JOISTS

V-BAR JOISTS AND PURLINS • V-STUDS • TRUSSES • LONGSPANS • DECKING

STANDARDIZED SERVICE IN STEEL CONSTRUCTION

MACOMBER

INCORPORATED

CANTON, OHIO

IN MEXICO D. F.—MACOMBER DE MEXICO S.A. CEDRO 500

STANDARDIZED STEEL BUILDING PRODUCTS

THE RECORD REPORTS

(Continued from page 166)

from the National Association of Home Builders, 1028 Connecticut Ave., N.W., Washington, D. C.

Research Progress Noted

The Construction Industry Information Committee is currently compiling a report on the magnitude of organized research designed to lower the cost and raise the quality and performance of construction methods and materials. Only suggestive of the scope of this research are the available figures on annual money expenditures — \$15 million by private industry alone, another \$1.5 million by federal agencies and immeasurable amounts by schools, special grants and fellowships. Incalculable, too, are the contributions resulting from the interchange of on-the-job ideas, informal research and developments from skilled workmen; independent architects, engineers, designers; alert and competitive contractors, builders, suppliers, salesmen and practical-minded trade publications.

Although private industry or associations of private industry are conducting the major part of the organized research, universities, foundations and private laboratories have also made significant contributions, as the report points out. Notable among these in the field of economic house construction are the University of Illinois, Purdue University, the Modular Service Association and the Pierce Foundation. Through the testing work of the National Bureau of Standards and through such specialized agencies such as the Forest Products Laboratory and housing bureaus, the federal government also is aiding the building research program.

The current study specifically reviews basic and applied research on cement and concrete; forest products; paints, lacquers and varnishes; gypsum products; structural clay products and glass and glass products. Subsequent studies on other major construction components will follow.

"Parklets" for Pittsburgh

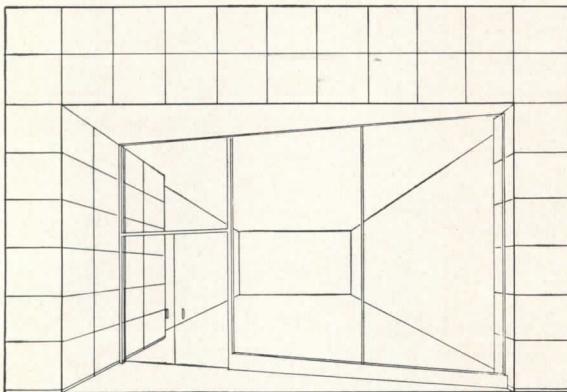
The architectural firm of Mitchell and Ritchie of Pittsburgh are currently planning four neighborhood "Parklets" — unique features in their city's active clean-up and beautification campaign. These small parks, which are privately financed but planned in cooperation with city officials, are designed primarily as beauty spots and rest areas for mothers with babies and small children and for older people who now lack facilities for relaxation and recreation in their

(Continued on page 170)

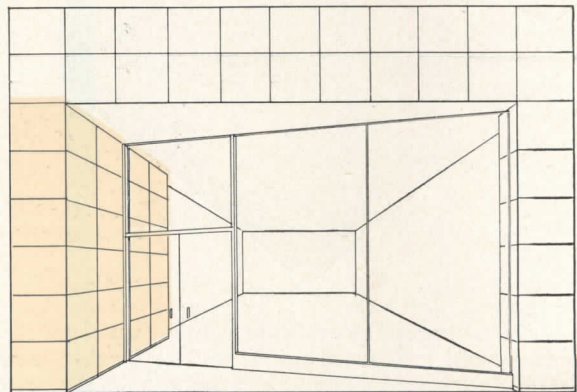
DESIGN IDEAS:

Functions of Vitrolite in a Visual Front


Smart architectural design joins hands with a colorful, practical surface material when you include *Vitrolite** in your Visual Front plans. *Vitrolite*'s uses are as broad as your imagination. Illustrated below are particularly valuable functions of *Vitrolite* in the popular Visual Front design.



1. Here are the basic lines of a Visual Front, designed so that passersby see the entire store interior through a clear glass front. But glass can do more—it can direct attention to the front and the interior by effective use of *Vitrolite* facing on solid areas.



2. Alamo tan *Vitrolite* adds sparkling color to attract attention to the store. It starts at the sidewalk, extends through the clear glass front to unite exterior and interior and lead the eyes of shoppers into the store. *Vitrolite* makes the store more inviting.



3. Now add the sign fascia and pilaster in a contrasting color to complete the framing. To display the store name, its product or its trade-mark, sandblast the *Vitrolite* or laminate on the fascia a contrasting color of *Vitrolite*.

Here's color, beauty and practicality in a material that doesn't lose its look of newness, doesn't need refinishing. *Vitrolite* is made in cadet blue, peach, jade, red, light gray, Alamo tan, mahogany, white and black. Colors blend well with each other and harmonize with shades currently popular in interior decoration. Your L·O·F distributor will be glad to furnish factual data. Write for our book which illustrates *Vitrolite* applications in their true colors. Libbey-Owens-Ford Glass Company, 45108 Nicholas Building, Toledo 3, Ohio.

*®



LIBBEY • OWENS • FORD

a Great Name in **GLASS**

(Continued from page 168)

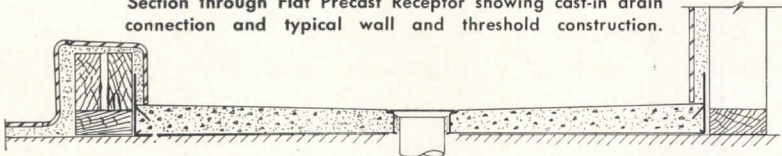


... for built up showers with Tile, Plaster or Structural Glass Walls


A Fiat Precast Receptor in a built up shower is assurance of a water tight leakproof job at a considerable saving in cost over a hand fabricated floor using the old lead pan method. Walls are easier to handle with a solid one-piece foundation provided by a Fiat Precast Receptor.

A brass drain for 2" waste and the galvanized steel side wall flange is cast integral with the terrazzo forming a complete one-piece floor that is not affected by shrinkage or movement of supporting wood members.

Section through Fiat Precast Receptor showing cast-in drain connection and typical wall and threshold construction.



Fiat glass doors make showers more attractive in appearance and have a definite practical value to the user. Three types available: Dolphin, the finest in door construction, solid brass chromium plated frame. Zephyr, a satin finished aluminum frame door in the medium price class. Neptune, a low cost aluminum frame door. All Fiat doors are made for opening 24 inches wide.



Dolphin or Zephyr Door on built-in Fiat Shower.

In Canada—Fiat showers are made by the Porcelain and Metal Products, Ltd., Orillia, Ontario

Fiat Metal Manufacturing Company

1203 Roscoe Street • Chicago 13, Ill.

own neighborhoods. When completed, Mitchell and Ritchie's four parks will serve as "Demonstration Areas" to stimulate the development of other "Parklets" under the sponsorship of responsible community groups. These groups will be required to assume the maintenance of the areas until such time as the City can completely integrate them with its park program. However, the City will assist in obtaining sites, and special donation funds will be available for initial construction costs under the paternal purveyance of Pa Pitt's Partners, a privately financed committee which, along with the Mayor's Committee, has organized and is effectively carrying through the well-rounded city betterment and modernization program.

HOMES FOR PARAPLEGICS

The Veterans Administration has awarded John Shoher Burrows, Jr., New York City architect, a contract to develop basic house plans for paralyzed veterans who are eligible for federal grants to purchase or remodel homes for wheel chair living. Mr. Burrows, who has already designed a number of homes for use by paraplegics, will prepare basic plans for two-, three- and four-bedroom frame units with a one-car garage. Each unit will include a combination utility and work room (no basement), and special features such as ramps instead of steps or stairs, extra-wide halls and doorways, larger rooms, special bathroom arrangements and fixtures.

Veterans who qualify are entitled to a grant not to exceed 50 per cent of the total cost of the home or a maximum of \$10,000 with which to buy or build a new home, to remodel an existing home or to liquidate indebtedness on such a special home already acquired.

NEW YORK PREPARES LAWS

For presentation at the next session of the Legislature, the New York State Joint Legislative Committee on Housing and Multiple Dwellings has prepared amendments to clarify the present laws and has drafted a Multiple Dwelling Law which would be state-wide in application. Since the present Multiple Dwelling Law, passed in 1929, and the Tenement House Law of 1901 apply only to New York City and Buffalo respectively, this new bill is aimed to correct and prevent conditions menacing health, safety and welfare in all heavily populated areas throughout the state. Copies of this proposed bill may be obtained from the Committee's office, 37 West 42nd Street, New York.

(Continued on page 172)



Announcing Kno-Draft Ceiling Smudge Control

Now you can control tough smudging problems. When exceptionally sooty, smoky or dusty air conditions are expected, or where rough textured, dirt-catching ceilings are employed, Kno-Draft Anti-Smudge Cones give the utmost in protection—and increase the attractiveness of the diffuser besides.

How it works

Under normal conditions, all Kno-Draft diffusers can be adjusted so that their specially designed deep shoulder rims will deflect the discharge air away from the ceilings and prevent smudging. However, under the abnormal conditions mentioned above, the use of Kno-Draft anti-smudge cones is recommended. They furnish the additional control which will enable you to provide the precise minimum separation of the discharge air from the ceiling that you need to inhibit smudging and, at the same time, maintain the radial air diffusion pattern you need to eliminate drafts.

What we can do to help

W. B. Connor Engineering Corp. maintains a research laboratory with a staff of trained specialists and district representatives in leading cities. Their services are at the disposal of con-

sulting engineers, architects, air conditioning dealers, and plant engineers. They can assist you in getting the best possible performance out of your air conditioning system by creating custom-made air patterns which thoroughly mix room and supply air, eliminate drafts, and maintain uniform temperature throughout an area.

FREE HELPFUL LITERATURE

- BULLETIN K-22—Contains complete details on the new and exclusive Kno-Draft Anti-Smudge Cone.
- NEW HANDBOOK ON AIR DIFFUSION — Contains all the engineering data necessary on air diffusion in general and Kno-Draft Adjustable Diffusers in particular to enable you to create "custom-made" air patterns and eliminate drafts.

W. B. Connor Engineering Corp.
 Dept. S.106, 112 East 32nd Street
 New York 16, New York

Please send me the free literature I have checked above.

Name.....

Company.....

Street.....

City..... Zone..... State.....

W. B. CONNOR ENGINEERING CORP.

Air Diffusion • Air Purification • Air Recovery

112 East 32nd Street  New York 16, N. Y.

IN CANADA: Douglas Engineering Co., Ltd., 190 Murray Street, Montreal 3, P. Q.

Michaels

STORE FRONTS



Michaels store fronts, push bars, kick plates and thresholds of extruded bronze, aluminum, stainless steel and other metals meet virtually every requirement. Many stock designs are available. However, Michaels is set up to faithfully reproduce in metal the most intricate creations of discriminating architects. Michaels store fronts are unusually attractive and inviting. Specially designed metal letters of harmonizing or contrasting colors add to the effectiveness of these modern store fronts. Architects and builders are invited to consult us on all their requirements for ferrous and nonferrous building products. A partial list of Michaels products is shown below. If this list does not include the product you need, write us. Chances are we have it or can make it. Complete information on any or all products will be sent on request.

MICHAELS PRODUCTS

| | |
|---------------------------------|-----------------------------------|
| Bank Screens and Partitions | Astragals (adjustable) |
| Welded Bronze Doors | Stair Railings (cast and wrought) |
| Elevator Doors | Wrought and Cast Radiator Grilles |
| Store Fronts | Grilles and Wickets |
| Lettering | Kick and Push Plates |
| Check Desks (standing and wall) | Push Bars |
| Lamp Standards | Cast Thresholds |
| Marquises | Extruded Thresholds |
| Tablets and Signs | MI-CO Parking Meters |
| Name Plates | Museum Trophy Cases |

The MICHAELS ART BRONZE Co., Inc., 234 Scott St., Covington, Ky.

Member of the National Association of Ornamental Nonferrous Metals Manufacturers



THE RECORD REPORTS

(Continued from page 170)

EXHIBIT OF HOMES

On view in Washington, D. C., through October 10th is a presentation of "Homes of '48 for Better Living," an exhibit of 13 homes in various sections of the city.

The presentation, which opened to the public on September 12th, is being staged by 13 builders and 13 furniture stores under the sponsorship of *The Washington Post*. The purpose of it is to show prospective home owners just what today's houses are like, what furnishings and new conveniences are available, and what the price situation is.

The homes differ widely in type and price, as well as in location. Some are in the District of Columbia, some in the Maryland suburbs, others across the Potomac in the Virginia suburbs.

HOUSING RULES ISSUED

The issuance of new rules and regulations governing the insurance of loans to manufacturers of prefabricated housing and the insurance of loans to purchasers of such houses from the manufacturer under the recent amendments to Section 609 of the National Housing Act has been announced by Federal Housing Commissioner Franklin D. Richards.

The new administrative rules and regulations are available to interested parties upon request to the Washington headquarters of the FHA. Application for insurance of Section 609 loans may be filed by any lender approved as a mortgagee under Sections 203 and 603 of the National Housing Act. All loan applications under Section 609 will be processed at Washington headquarters and all necessary forms may be obtained from that office.

The amendments to the Act, in addition to authorizing the insurance of loans to manufacturers to finance the manufacture of houses, also authorize the Commissioner to insure loans to purchasers of such houses from the manufacturer under purchase contracts providing for the purchase and delivery of the houses to be manufactured.

TUNNEL "HOLED THROUGH"

On September 16th "holing through" ceremonies were held as the north and south portions of New York's Brooklyn-Battery Tunnel were joined.

Ground was broken for the \$77,000,000 project in October, 1940. Work was suspended about the end of 1942 because of the war and was resumed in November, 1945. The tunnel is scheduled to be opened to traffic in 1950.

Two separate tubes are being con-

(Continued on page 174)

785 PARK AVENUE



Architect: George Fred Pelham, New York
Structural Engineer: Charles Mayer, New York
General Contractor: Frank Morell Construction Co., Inc., New York
Steel Fabricator: Harris Structural Steel Co., New York

This new 19-story plus pent-house apartment structure joins the group of impressive buildings lining the off-the-park section of New York's famed Park Avenue. Known as 785 Park Avenue, the building is equipped with virtually every modern convenience, and has apartment units, varying from three to seven rooms, for 98 families.

Hidden beneath its attractive, long-wearing cloak of terra cotta block, facing-brick and cast stone is a sturdy framework of Bethlehem Structural Shapes.


BETHLEHEM STEEL COMPANY
Bethlehem, Pa.

On the Pacific Coast Bethlehem products are sold by
Bethlehem Pacific Coast Steel Corporation
Export Distributor: Bethlehem Steel Export
Corporation




Bethlehem
**STRUCTURAL
SHAPES**

(Continued from page 172)



**Largest Commercial Aviation Hangar in U. S.
Heated with Wing Revolving Heaters**

AMMANN & WHITNEY, Designing Engineers; CHAUNCEY L. CHASE, Mechanical Engineer; AYMAR EMBURY II, Architectural Consultant.



The Wing Revolving Discharge Outlets turn slowly through a complete circle about once every two minutes, affording complete coverage, avoiding concentrated blasts of air and providing a pleasant, healthful working atmosphere.

The new American Airlines hangar at Chicago, consisting of two units, each 257 feet wide, with door openings 235 feet x 41 feet high, presented a heating problem of unusual proportions.

This problem was solved by the installation of sixteen Wing Revolving Unit Heaters—eight in each building. Because of their unique revolving discharge outlets, they keep the heated air continually moving, circulating around and under the planes and keeping a constantly renewed blanket of warm air clear down to the ground. Only by this means can the heat pass the barrier presented by the huge wings and broad fuselages of giant airliners parked in the hangar. Only by this means can the influx of cold air from the 41-foot doors be counteracted.

Factory owners and managers with heating problems can well be guided by the judgment that solved this immense problem of heating. Write for descriptive bulletin or specific details.

L. J. Wing Mfg. Co. 151 West 14th Street, New York 11, N. Y.

Factories: Newark, N. J. and Montreal, Canada



Wing
Revolving
UNIT HEATERS

structed, to carry four express traffic lanes—two in each direction—between the Battery at the lower tip of Manhattan and Brooklyn. The tubes are cast iron lined, 31 ft. in outside diameter. They were shield-driven under compressed air from Brooklyn, and in rock in free air from Manhattan, except for short sections near the Manhattan bulkhead line, which are in earth and rock and required the use of shields and compressed air for construction.

The work of placing the interior concrete lining in the tunnels is now in progress, as is the construction of approaches and ventilation buildings.

The length of the tunnels between portals is 9117 ft. The maximum depth of roadway will be 115 ft. below mean high water. The tunnel will be similar in appearance to the Queens Midtown Tunnel except that the lighting will be by means of continuous fluorescent tubes instead of incandescent lamps.

COMPETITIONS FOR DRAFTSMEN

The Division of Housing, State of New York, has announced two competitions, both limited to architectural draftsmen residing in New York State and students of architectural schools in the state.

The competitions, approved by the American Institute of Architects' Committee on Competitions, are sponsored by the Institute of Housing and Planning Studies created by the New York State Division of Housing to develop new solutions for housing the average wage earner in the state adequately, comfortably, and economically.


The first of the two, Competition 1-B, is for a home for an average wage earner in New York State. The house is to be designed for an inside, level rectangular lot measuring 60 by 120 ft., and is to contain a living-dining room, kitchen-laundry, two bedrooms and bathroom.

The second competition, 2-B, is for a multi-family development for an average wage earner in New York State. The number and design of the buildings is to be determined by the competitor, but no building shall contain less than four units. The development is to house 80 families, with 15 per cent of the units containing one bedroom, 65 per cent two bedrooms, and 20 per cent three bedrooms.

A first prize of \$200, a second of \$100 and 10 honorable mentions will be awarded in each of the two competitions. The closing date is November 15, 1948. For complete information address William Lescaze, Professional Adviser, New York State Division of Housing, 270 Broadway, New York 7, N. Y.

(Continued on page 176)

For
Simplicity of Installation



Specify **FEDERAL Cell-Ceil** *


THE COLORFUL DECORATIVE LIGHTING TREATMENT

Specify Federal Cell-Ceil and you simplify installation problems. The light-weight sturdy hanging mechanism developed for Cell-Ceil not only speeds up application but provides such easy access for relamping and cleaning that continued satisfaction to the client is assured.

Federal Cell-Ceil makes overall ceiling louvering practical in remodeling as well as new construction.

Wherever you specify Federal Cell-Ceil you assure those who work and live under this louvered ceiling a soft diffused light. With all direct glare reduced and bad effect of sharp shadows eliminated, uniform lighting is provided that allows better, easier-on-the-eye seeing.

Cell-Ceil comes in harmonious decorator colors. It is made of Acme Galva-Bond Steel** that offers protection against loss of color or corrosion. For the latest information, let us send you our Technical Bulletin on installation techniques.



*Trade Mark "Cell-Ceil" applied for.
**T.R. Acme Steel Co.

FEDERAL ENTERPRISES, INC.
FORMERLY FEDERAL ELECTRIC COMPANY, Inc.
8700 SOUTH STATE ST. • CHICAGO 19, ILLINOIS

COUPON


Dept. CCT-9
Federal Enterprises, Inc.
8700 S. State St., Chicago 19, Ill.

Please send your Cell-Ceil Technical Bulletin
on installation techniques.

NAME _____ POSITION _____
FIRM _____
ADDRESS _____
CITY _____ ZONE _____ STATE _____




This new home appliance section recently opened in The Hub, Baltimore department store, brought architects Tyler, Ketchum and Myers an award from the Baltimore Association of Commerce for an outstanding alteration which uses an irregularly shaped area advantageously



Chicago medical building is enlarged

A Schlage Installation because...



Schlage is Durable

When the Stanfield school board planned their new high school, they didn't realize the importance of good locks. But their architect did. He specified Schlage to stand up under rough usage by thousands of hurried students.

See Schlage
in Sweets Architectural
File



SCHLAGE
LOCK COMPANY
SAN FRANCISCO NEW YORK

"ORIGINATORS OF THE CYLINDRICAL LOCK FOR SCHOOLS"

BUILDING NOTES

Medical Building Enlarged

The American Medical Association building in Chicago is undergoing another enlargement. Built in 1923, it was originally a 6-story brick structure, but in 1936 it underwent a face-lifting operation from which it emerged with two stories added and new walls of Indiana limestone. In 1941 a 3-story wing was built to accommodate the constantly increasing space needs of the Association, and now the wing is being heightened to provide an additional 35,000 sq. ft., or approximately 25 per cent more, floor space. The addition is expected to cost \$500,000. Architects are Holabird & Root & Burgee, who designed the original building and drew the plans for its modernization.

Housing in New York

The greatest sustained construction schedule in the history of New York City public housing will be carried out in the next six months, according to Thomas F. Farrell, chairman of the City Housing Authority. At least 14 housing projects, to provide homes for approximately 15,000 will be started during that period. Three additional projects, to provide 5550 apartments, have been approved and are expected to go into construction early next year; four others, providing more than 2500 apartments, have been submitted to the City Planning Commission and the Board of Estimate for approval.

Most of the projects scheduled are part of the city's new veterans' housing program which consists of limited-subsidy housing to rent at \$12.50 a room a month, and housing without cash subsidy to rent at about \$16 a room a month. Four of the projects are fully subsidized state-aided projects which will rent at about \$8.50 to \$9 a room a month.

Store and Business Center

Ground was broken last month for a store and business center to serve the 3800-family Glen Oaks Village apartment development on Long Island, New York. Providing parking facilities for


(Continued on page 178)

A new revolutionary electrical

Plug-in Strip

For Commercial

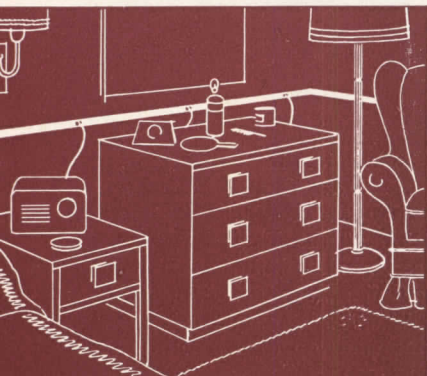
and Residential Uses




OFFICES AND BANKS




Factories, Workshops & Laboratories




HOTELS AND INSTITUTIONS



SODA FOUNTAINS AND SANDWICH SHOPS



RESIDENCES AND CLUBS



STORES AND DISPLAYS



KITCHENS



RESTAURANTS, LOBBIES & LOUNGES

AT LAST—

A PROFESSIONAL Multi-Outlet Wiring Assembly that is:

ARCHITECTURALLY CORRECT

EASY TO INSTALL

SAFE AND STRONG

PROFITABLE AT NOMINAL INSTALLED COST

4 Outstanding Features . . .

- 1. Solid copper electrical system** from panel box to last outlet . . . Not a screw or a soldered connection in it!
- 2. Life-time, fool-proof receptacles . . .** Plug prongs receive full length contact and wipe.
- 3. Easy to cut on the job . . .** Short lengths are cut to fit in a manner similar to conduit.
- 4. Tamper-proof . . .** Capping is permanently locked on. There's no reason to ever open up Plug-In Strip.

Listed by Underwriters' Laboratories.

MAIL the coupon today for complete information on this revolutionary professional wiring assembly.



**National Electric Products Corporation
1310 Chamber of Commerce Building
Pittsburgh 19, Pa.**

- Please send me your catalog on the **NEW PLUG-IN STRIP.**
- Also installation information.


NAME _____

ADDRESS _____



Construction is now under way for this community center designed by Leo V. Berger

Adaptable
TO ANY INTERIOR DESIGN



VERSATILE

Plain, Horizontal, and Tile Patterns in a variety of sparkling colors, and in high gloss or velvet smooth finish. Wood and Marble Patterns in a variety of beautiful, authentic reproductions.

EASY TO SPECIFY

Width, 4 feet. Lengths, 4 to 12 feet. Thickness, 5/32 in. Complete line of aluminum alloy, preswood, and plastic mouldings for all requirements.

NEW CONSTRUCTION OR MODERNIZATION

In any room, in any building, where colorful, practical interiors are needed... Marlite provides economical, permanently beautiful walls and ceilings.

Marlite **PLASTIC-FINISHED Wall and Ceiling Panels**

Traditional or modern, conservative or boldly individual—regardless of the interior design—Marlite plastic-finished panels meet all the requirements for beautiful, economical walls and ceilings. Quickly and easily installed over old walls or new, Marlite is adaptable to any architectural treatment. Here is a deluxe material which keeps costs well within the most restricted budget. Complete details are available in Sweet's File, Architectural.

MARSH WALL PRODUCTS, INC.
1005 MAIN STREET, DOVER, OHIO

for Creating Beautiful Interiors


Marsh Adhesives • Marsh Caulking • Marlite Polish
Marlite • Marsh Mouldings • Marsh Bathroom Accessories



600 cars, the center is expected to attract also the approximately 50,000 residents of the area surrounding the development.

Designed by Leo V. Berger, Architect, for Gross-Morton Company, builders, the shopping center will be fully air conditioned. It will consist of three building groups with a total of 121,000 sq. ft. of street floor area plus an additional 20,000 sq. ft. of second floor office space. Included will be a major department store branch, a motion picture theater, chain stores and specialty shops, a library, post office, and bank.

Maximum pedestrian safety and comfort are assured shoppers by a continuous sidewalk extending for more than half a mile around the entire store area and unbroken by a single street crossing. Walks will lead directly from the stores to the parking area in the rear. The parking area will provide a gasoline and service station with complete facilities for the servicing of cars while their owners are shopping. Running through the center from front to rear will be a broad, tree-lined arcade, lined with shops.



Heating plant to serve federal buildings

Steam Plant

Nearing completion in Washington, D. C., is the West Central Heating Plant, built by the Public Buildings Administration of the Federal Works Agency to serve public buildings in the city. The new plant, located at 29th and K Streets, N. W., will supplement the heavy heating load which has been carried by the Federal Central Heating Plant built in 1934.


Work on the new plant was started in February, 1942, but was suspended in April of that year because of the war, and not resumed until February, 1946. The building is of steel construction with brick exterior curtain walls, and is five stories in height.

Carnegie Hall Spruced Up

Fifty-seven-year-old Carnegie Hall in New York City has been rejuvenated. During the summer months its exterior

(Continued on page 180)

Construction idea for plants and warehouses



LEVA·DOCK[®]

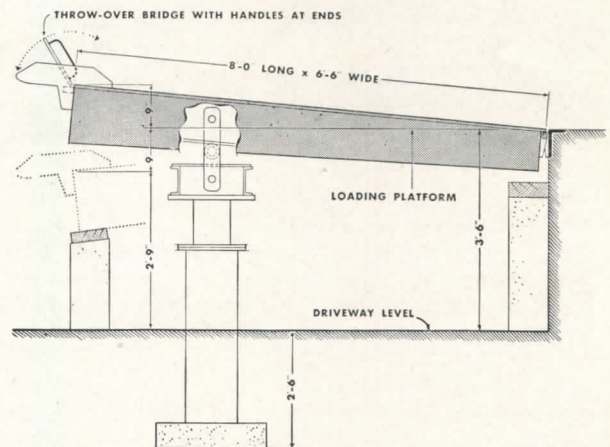
ADJUSTABLE RAMP
FOR LOADING DOCKS

The Leva-Dock moves up and down with varying truck bed levels—permits loading directly into trucks or trailers

Loading and unloading trucks and trailers presents a tough loading dock problem because (1) truck bed heights vary as much as 12 inches, and (2) the truck bed moves down or up as loading and unloading progresses. This problem has been made very serious by the use of power vehicles handling heavy loads.

The Leva-Dock makes it possible to load directly into or unload from all types of trucks or trailers . . . without using steel plates, bridge ramps, or other slow and frequently dangerous methods. It is being used by leaders in industry, and has been approved by architects and engineers as one of the most practical pieces of building equipment developed in recent years. Installation is simple and inexpensive.

For Architect's Data File, write
ROTARY LIFT CO., 1107 Kentucky, Memphis 2, Tenn.
*Reg. U. S. Pat. Off.



How the Leva-Dock Operates

The Leva-Dock is a hinged platform with hydraulic jack. With front end of the Leva-Dock platform raised, the truck or trailer is backed into position for unloading or loading. Then the Leva-Dock platform is lowered until the heavy supporting arms rest on the truck or trailer floor. The gap between the Leva-Dock and the vehicle is bridged by a steel "throw-over" bridge. The hydraulic system is then released so that the front end of the platform is free to travel up or down with the truck bed as truck springs are relieved or compressed during loading and unloading.

Rotary[®]
LEVA·DOCK[®]

was steam-cleaned and its staid interior treated to a new and almost startling color scheme. Walls and ceiling of the hall have been painted a rich mulberry; horizontal trim is off-white, and the interiors of the first and second tier boxes are a rich blue. The several white railings along the upper side walls were repainted mulberry, to blend into the walls and be less conspicuous.

Much of the ceiling lighting has been replaced by spotlights around the center

dome, with the wheel chandelier at the entrance to the main floor Gallery Bar and Restaurant replaced by modern, flush lighting fixtures.

The stage has been repainted a neutral gray and new, more graceful contours have been achieved through treatment of the rear side walls and ceiling and the hanging of new side drapes designed especially to meet acoustical requirements as expressed by several orchestral conductors. A new lounge and refreshment

bar has been installed for Dress Circle patrons, and new locker and dressing rooms for the ushers have been provided in the Dress Circle.


PLAN FOR MANHATTAN

A program for the redevelopment of the East midtown area of New York City has been submitted by the Civil Design Committee of the New York Chapter, A.I.A., to the City Planning Commission. The development is in relation to the expansion of the retail shopping belt as well as to the United Nations headquarters.

The proposal is a program which includes many projects already recommended by various public organizations for development of the area over a period of five to twenty years. The program calls for:


1. Adoption by the Planning Commission of a Land Use master plan for the entire area from the Queensboro Bridge to the Midtown Tunnel approach, and from Lexington Avenue to the East River.
2. Early enactment of the remaining zoning changes, already studied and proposed by the Borough President, necessary to guide the development of this whole area and to prevent undesirable speculation and construction that would conflict with the city's plans.
3. Widening of Second Avenue as an express thoroughfare, with central parked strip and several underpasses, at the same time that the Second Avenue subway is built.
4. Eventual extension of the proposed First Avenue truck traffic tunnel from 41st Street to a point north of the Queensboro Bridge, instead of coming to the surface at 47th Street as now proposed, in order to give Beekman and Sutton Place residents the same protection afforded the United Nations.
5. Removal of the Third Avenue Elevated, relieving traffic on Lexington Avenue, which could then allow parking to aid retail shops.
6. Creation of several residential neighborhoods by the closing of occasional cross streets to through traffic, providing local parks, shopping centers, schools and playgrounds.
7. A new station of the IRT-Astoria line at First Avenue and 42nd Street.
8. A new station of the Long Island Railroad at or near 34th Street and Second Avenue.
9. A new airlines terminal at or near the Midtown Tunnel Approach, 37th Street and Second Avenue.
10. Creation, by private investment funds, aided by public condemnation powers, of a new East-West artery linking the Grand Central and United Nations zones, midway between 46th and

(Continued on page 182)




*Your own ideas
packaged & delivered*

Above: No. 7004
Lumiline or Fluorescent
Light Cabinet with Side
Cabinets.



No. 215
Tumbler and
Tooth Brush Holder



No. 210
Soap Holder

LONG YEARS of cooperation with architects and builders have developed Parker's ability to "package" many of their ideas into high quality, reasonable cost bathroom fixtures. The complete Parker Line of bathroom cabinets and accessories meets a strict standard of style, utility, materials and workmanship for any requirement. It will be to your advantage to see the complete line in Sweet's, or send for the new Parker Catalog: The Charles Parker Company, Meriden, Conn.

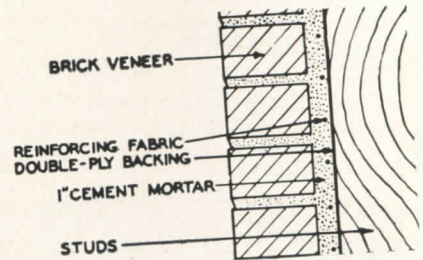
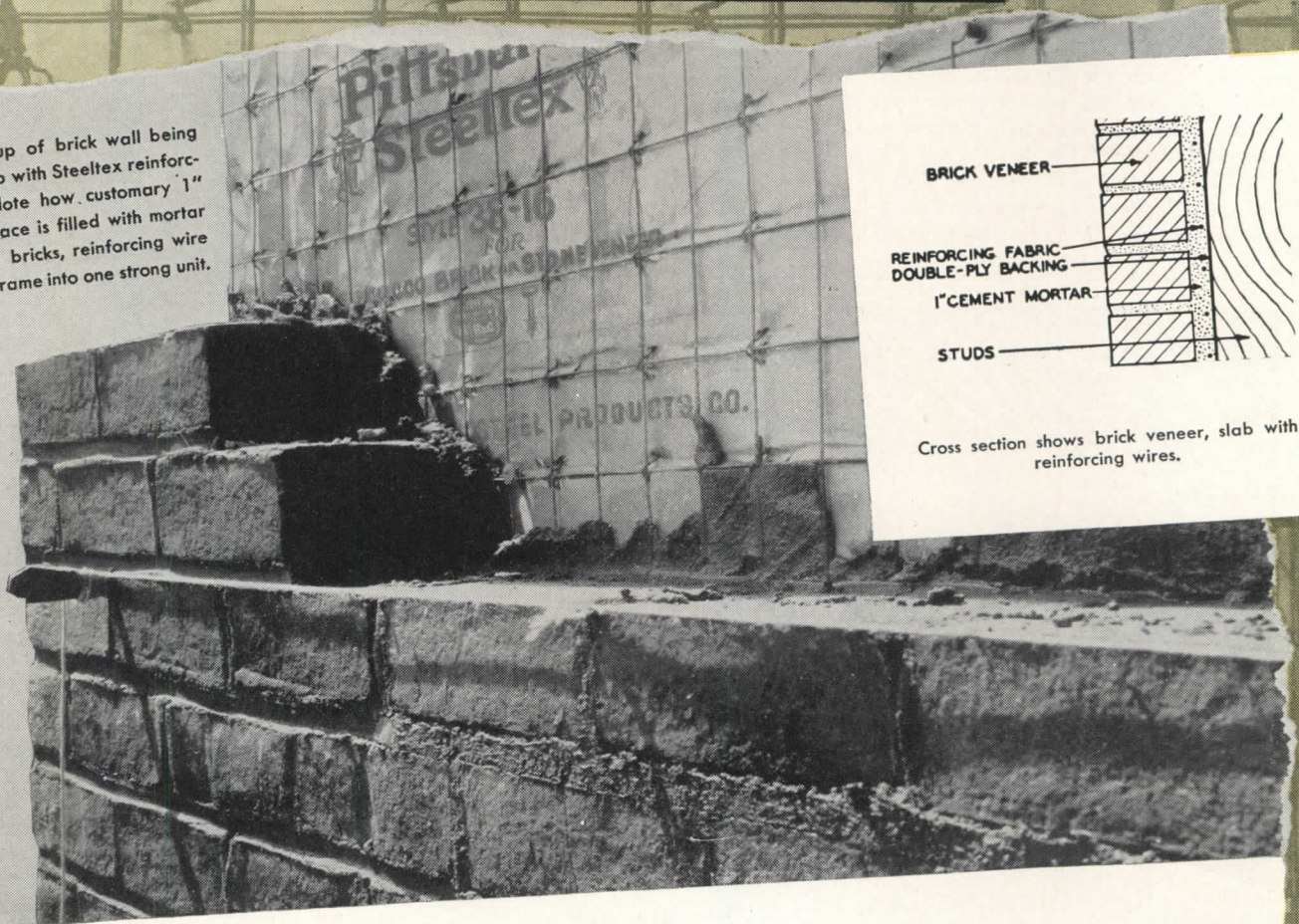
PARKER

**BATHROOM CABINETS
AND ACCESSORIES**

YOU GET SHEATHING, BUILDING PAPER, PLUS REINFORCED CONSTRUCTION

All in One With **Pittsburgh Steeltex** for Veneer

Close-up of brick wall being laid-up with Steeltex reinforcing. Note how customary 1" air space is filled with mortar to tie bricks, reinforcing wire and frame into one strong unit.



Cross section shows brick veneer, slab with reinforcing wires.

Pittsburgh Steeltex for Veneer provides sheathing and building paper all in one. But better than that it gives you strong walls of reinforced brick or stone construction with economy. Steeltex will make you proud of the permanent house you have built—make the owner sing your praises as an architect or builder.

Construction with Steeltex provides many advantages—a monolithic concrete slab completely around the structure—positive protection from moisture penetration—greater fire protection through elimination of dead air space and resulting flue action—all mortar joints completely filled—reduces upkeep. In addition it is easy to apply, requires no special tools or methods and takes the place of sheathing and building papers. Many architects and contractors have found it makes for better construction—they specify it on all their jobs.

Pittsburgh Steeltex for Veneer is a combination of cold drawn, galvanized steel wire, welded into two-inch square mesh, laced to a double-ply waterproof backing that is sealed with mastic. The absorbent face of the backing provides a suction bond with the mortar. The mesh provides reinforcing for the mortar which is slushed in behind the veneer. When dry, the wall is a strong unit of brick or stone and reinforced concrete slab, attached firmly to the frame as an integral part of the structure.

The better construction and savings with Pittsburgh Steeltex for Veneer will appeal to owners—you will like the ease with which it is applied. Specify it for all your jobs. For your copy of our catalog D. S. 132, write today to Pittsburgh Steel Products Company, 3233 Grant Building, Pittsburgh 30, Pennsylvania.

*This background photo shows Steeltex—
one-third actual size.*

Pittsburgh Steel Products Company
Subsidiary of Pittsburgh Steel Company

47th Streets, overpassing both First and Second Avenues.

11. Encouragement of the development of the superblocks thus created, from 45th to 48th Street, with hotels, theaters, concert and convention halls, as well as office buildings for press, publishing and other activities related to United Nations affairs.

12. Extensive public parking facilities, many of them underground, at the Midtown Tunnel and Queensboro Bridge

approaches, as well as in connection with the proposed new East-West artery.

The program is being exhibited at the Architectural League Building, 115 E. 40th St., New York.

**AT THE COLLEGES
Scholarship Awarded**

Announcement has been made by the School of Architecture and Allied Arts, University of Oregon, that the Ion Lewis Traveling Scholarship in architecture

has been awarded to Joseph H. Young, a recent graduate of the Oregon school. The award was made on the basis of Mr. Young's project on "The Tradition of Wood in America and its Expression in Contemporary Domestic Architecture."

Mr. Young plans to visit several states and cities where significant historical and contemporary domestic architecture in wood is located and will gather together a series of sketches, photographs and slides which he will supplement with a written report to complete his study in the appreciation and capabilities plus the limitations of wood as a building material.

New Booklet

The Small Homes Council of the University of Illinois has issued a new circular, the 20th in its series on home planning and construction, telling prospective home builders what they should know about business dealings with architects and contractors.

Called "Business Dealings with the Architect and the Contractor," the leaflet gives six rules for trouble-free building. Single copies may be obtained free of charge from the Small Homes Council, University of Illinois, Urbana, Ill.

Instructors Needed

Additional instructors in architectural design, structural design and related courses are needed at the schools of architecture for the fall semester. Anyone interested in a career in the teaching profession should apply to Professor Paul Weigel, Chairman, Committee on Employment for the Association of Collegiate Schools of Architecture, Kansas State College, Manhattan, Kansas.

Appointments

The College of Architecture and Design, University of Michigan, has announced the appointment of C. Theodore Larson as Professor of Architecture, and of Willard A. Oberdick and Edward V. Olencki as instructors in architecture.

The appointment of Thurmel McMahon, assistant at the Columbia University School of Engineering, as Assistant Professor of Civil Engineering at the University of Kansas has been announced. Mr. McMahon, a graduate of Kansas State College and Columbia's School of Engineering, will teach soil mechanics.

John W. Wood, of Locust Valley, Long Island, N. Y., one of the nation's leading designers of airports, has been named an Associate Professor of Architecture in the College of Fine and Applied Arts at the University of Illinois. The author of numerous books and articles, Mr. Wood was chief of the Airport Layout and Safety Unit, Engineering and De-

(Continued on page 184)



WITH FERALUN SAFETY TREADS

Workmen at the Curtiss Wright Plant, Propeller Division, Caldwell, N. J., go up and down these stairs . . . safe at every step.

Their shoe soles come to grips with non-slip Feralun Safety Stair Treads, cast iron, with wear-resistant abrasive embedded right in the walking surface.

Heavy traffic day in, day out — but Feralun Safety Treads, built to take hard use, stay non-slip . . . last and last.

And that means low maintenance . . . and high safety.

4 TYPES:

- Cast iron base FERALUN
- Bronze base BRONZALUN
- Aluminum base ALUMALUN
- Nickel bronze base NICALUN

3 SURFACE STYLES:

- hatched . . . plain . . . fluted

Use coupon below to get our free, illustrated catalog. Also consult Sweet's File, Architectural, 13 a-8.

AMERICAN ABRASIVE METALS CO. (AR 10-48)
460 Coit Street Irvington, N. J.

Please send me your catalog on non-slip stair treads, floor plates, thresholds, elevator sills, and safety tile.

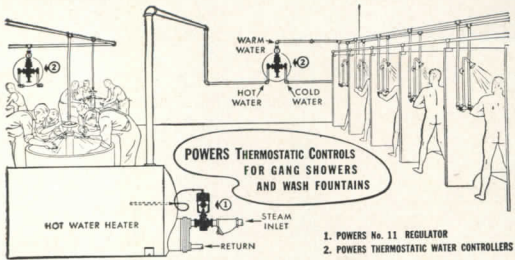
Please have one of your safety engineers contact me.

Name..... Title.....

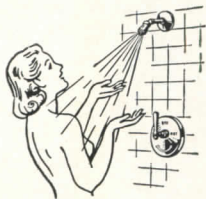

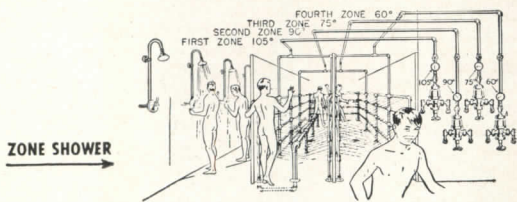
Company.....

Street.....

City..... State.....

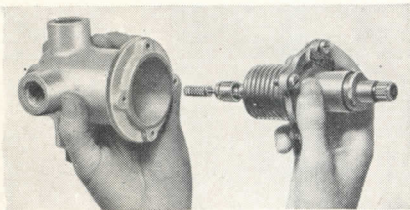


OTHER TYPES OF POWERS SHOWER CONTROLS



SAFEST Shower Mixer Made

TYPE H MIXER for exposed piping. Dial diameter 3 1/4". Capacity: 6 to 10 gallons per minute at 45 lbs. pressure.




ONLY ONE MOVING PART

SIMPLICITY and durable construction insure many years of efficient carefree operation. Mixer body is made of bronze and parts subject to wear have a hard chromium finish.

At Right
MIXER FOR CONCEALED PIPING

Dial Diameter 6"



**SWELL DAY...SWELL GAME...
...and Now for a Swell Shower!**

The Kind You'll Always Get With



Thermostatic SHOWER MIXERS

they are **SAFE** against scalding caused by

1 PRESSURE or 2 TEMPERATURE

fluctuations in water supply lines

When you want to provide the best insurance for safe, comfortable showers... specify POWERS Type H Mixers.

Being thermostatic Powers mixers hold the shower constantly at whatever temperature the bather selects, regardless of temperature or pressure changes... two variables in all shower installations.

Powers shower mixers are safe both ways. They speed-up bathing. No time or hot and cold water is wasted while bathers wait for showers at the right temperature. *Phone or write for Circular H48 or see our ad in SWEET'S.*

CHICAGO 14, ILL. 2720 Greenview Ave. Phone Buckingham 1-7100
NEW YORK 17, N. Y. 231 East 46th St. Phone Eldorado 5-2050
LOS ANGELES 5, CAL. 1808 West Eighth St. Phone Drexel 2394

THE POWERS REGULATOR CO.

OFFICES IN 50 CITIES • SEE YOUR PHONE BOOK

Over 55 Years of Water Temperature Control

48HCA

velopment Branch, Headquarters, Army Air Forces, during the war. He was co-designer of the Army Air Force Technical Schools, Lowry Field, Denver, Colo., and from 1937 to 1942 was a partner in the firm of Poor and Wood, Airport Consultants.

ELECTIONS, APPOINTMENTS

Robert E. Alexander, Architect, has been re-elected president of the Los Angeles Planning Commission.

Peter Blake, Designer, has been appointed Curator of the Department of Architecture of the Museum of Modern Art, New York City, to succeed Mary Cooke Barnes.

OFFICE NOTES

Offices Opened, Reopened

Gilbert Associates, Inc., Engineers and Consultants, have opened a new office in the Oil and Gas Bldg., Houston 2, Texas. Aaron P. Campbell, vice presi-

dent, is in charge. The company also maintains offices in New York, Philadelphia, Washington, Reading (Pa.), and Manila.

Frederic A. Long has announced the opening of offices for the practice of architecture at 500 Columbia Bldg., Spokane, Wash.

New Addresses

The following new addresses have been announced:

David Searcy Barrow, Architect, 333 Park Ave., Glencoe, Ill.

Barnet Glickler, A.I.A., Suite 507, 1601 Chestnut St., Philadelphia 3, Pa. Allen White Hall, Architect, 1201 H St., Manasquan, N. J.

Samuel Arthur Lichtmann, A.I.A., 1 N. LaSalle St., Chicago 2, Ill.

Harry Maurer, Architect, 323 Carsonia Ave., Reading, Pa.

Moses Mendelson, Architect, 2005 Ocean Ave., Brooklyn 30, N. Y.

Isadore Rosenfield, Architect and Hospital Consultant, 23 W. 47th St., New York 19, N. Y.

Tibbals-Crumley-Musson, Architects-Engineers (Todd Tibbals, Geo. D. Crumley, Noverre Musson, Carl E. Bentz, Paul J. Ford), 965 E. Broad St., Columbus 5, Ohio.

New Firms, Firm Changes

Ernest A. Grunsfeld, Jr., F.A.I.A., Samuel Arthur Lichtmann, A.I.A., and William F. Koenig have announced the dissolution of their partnership for the practice of architecture as of July 1, 1948.

Albert F. Heino & Associates (Albert F. Heino, A.I.A., and D. Carr Whitehead, A.I.A.) have announced the opening of offices at 7919 S. Ashland Ave., Chicago, Ill., for the practice of architecture and industrial design.

Chester N. Lowe, Architect, and Samuel K. Popkins, A.I.A., Architect and Engineer, are now associated for the general practice of architecture, with offices at 8931 Carnegie Ave., Cleveland 6, Ohio.

William G. Lyles, A.I.A., T. J. Bissett, A.I.A., William A. Carlisle, A.I.A., and Louis M. Wolff, A.I.A., who have practiced heretofore under the name of Stork & Lyles, Architects, Bissett, Carlisle & Wolff, Associates, have announced that the name of their firm has been changed to William G. Lyles, Bissett, Carlisle & Wolff, Architects. Offices will continue to be at 1302 Main St., Columbia, S. C.

Francis Dodd McHugh, Registered Architect, and Theodore T. McCrosky, Licensed Professional Engineer, have established a consulting service to private and public agencies for community and regional development problems under the firm name of McHugh & McCrosky. Address, 23 E. 26th St., New York 10, N. Y.

Alumitile Permanently FIREPROOF

Available in 14 beautiful pastel colors you can supply the decorative as well as utility demands for home, commercial or industrial installations. The low cost of ALUMITILE makes beautiful and durable tile installations available to more and more property owners.

The wall and ceiling tile you can recommend and sell with confidence, because it meets the most exacting requirements of beauty and durability at low cost.

Architects Specify Alumitile the modern Luxury without adding prohibitive costs.

For any type of installation, residential, commercial or industrial, an unlimited number of designs can be achieved with the following wide range of tile sizes:
 2 1/2 x 5 Caps 2 1/2 x 5 Corners
 2 1/2 x 10 Caps 2 1/2 x 10 Corners
 5 x 5 5 x 5 Base
 5 x 10 5 x 10 Base
 3/8 x 5 3/8 x 10 Stripes
 10 x 10 10 x 20 Stripes

Because of its many advantages every property owner wants tile. NOW you can see that they get it in a price range that is as attractive as the tile itself.

**Water proof
Chip proof
Stain Proof**

**METAL TILE PRODUCTS CO.
HASTINGS, INC. MICHIGAN.**

Choice territories are still open for distributors. WRITE TODAY for full information about ALUMITILE. It could be the profitable business connection you have been looking for.

WHERE OIL AND GASOLINE ARE BEING USED

GUARD THE BUILDING

AGAINST FIRE AND EXPLOSION HAZARDS
AND WATER POLLUTION




Josam

WITH THE OIL INTERCEPTOR

There's dynamite planted in the building where gasoline, naphtha, oil or other inflammable or volatile liquids are being poured, or are constantly seeping, into the drains. A carelessly dropped match, a lighted cigarette or spontaneous combustion will set off a subterranean explosion with the force of dynamite! The proper way to prevent such explosions and fires in

garages, factories, airports, refineries, dry cleaning plants, and similar places, is to install Josam Oil Interceptors. Josam Oil Interceptors prevent inflammable residues from entering the drain lines and positively eliminate dangerous hazards. The cost is so small compared with the protection they provide to property, equipment, merchandise...and life itself!

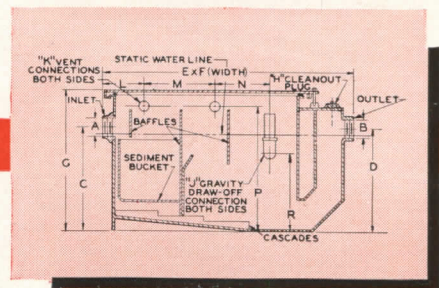


Series G Oil Interceptor

- With the Josam Oil Interceptors located in proper points in the drainage system, the inflammable liquids are eliminated from the waste water and safely drawn off. Josam Series G Oil Interceptor is a proven unit in the field of gasoline and oil interception... separates these substances from the water through construction which is based upon the hydraulic principle of the cascade. Clean water continues through the trap leg to the drain line and to the sewer, free of the bulk of contaminating oils or similar liquids which carry the hazard of fire, explosion as well as pollution.

The gravity draw-off drains off the accumulated oil, gasoline, and similar light density substances above operating level to safe storage tanks or containers for salvage use or sale.

Each Josam Oil Interceptor is equipped with a flow control which governs the rate of flow to the interceptor to prevent overloading and to insure 90% or more efficiency.



Series GN Oil Interceptor

FOR HEAVY DUTY COMMERCIAL AND INDUSTRIAL SERVICE — SERIES GN

- Large commercial and industrial plants...where kerosene, gasoline, oil, naphtha and other light density substances are present in waste water as a basic or by-product of the process carried on in the establishment... not only can salvage such liquids to good advantage but are often confronted with law infraction when they allow them to pass with waste water to the sewer. In most cases, the tremendous flow rates and high efficiencies required to provide the proper protection have placed the requirements beyond the capacity of regular oil interceptors.

For this specific purpose, Josam has developed its Series GN Oil Interceptors in a wide range of large capacities, designed to render heavy duty service while maintaining high efficiency and providing the Josam method of gravity draw-off. For further information on Josam Oil Interceptors, send coupon below today.

- Floor Drains
- Roof Drains
- Moderator Shower
- Grease Interceptors
- Swimming Pool
- Oil Interceptors
- Backwater
- Mixing Valves
- Equipment
- Valves

JOSAM MANUFACTURING COMPANY

Main Sales Offices, Josam Bldg., Cleveland 13, Ohio • Manufacturing Division, Michigan City, Ind.
Representatives in all Principal Cities



JOSAM-PACIFIC CO., West Coast Distributors
765 Folsom Street, San Francisco, California

EMPIRE BRASS COMPANY, LTD., Canadian Distributors
London, Ontario

See our Catalog in Sweets'

Member of the Producer's Council

JOSAM MFG. CO., 302 Josam Bldg., Cleveland 13, Ohio

Send literature on Series G Oil Interceptors Series GN Oil Interceptors

NAME

FIRM

ADDRESS

CITY and STATE ZONE

assist non-priority residential builders until such time as they are able to obtain the nails they require through regular channels. Proof of his inability to secure nails from the usual sources must accompany each builder's application for an emergency supply.

Farm Completions Lag

The latest issue of "Housing Progress Abroad," a quarterly publication of Central Mortgage and Housing Corpora-

tion, deals with rural shelter. It reveals that Canada shares with other countries a farm housing problem characterized by overcrowding, poor state of repairs, low standard of amenities, and lack of such facilities as electricity, plumbing and heating.

While 26 per cent of Canada's population is agricultural, only 769 new farm dwelling units were completed in the first five months of 1948. This represents only 3 per cent of all completions

in cities, towns and rural areas during the period.

N.H.A. Loans Soaring

Central Mortgage and Housing Corporation announces that loans approved under the National Housing Act for the first six months of this year are upwards of twice as great as those approved during the same period last year.

The score to July 1, 1948, is 8908 new dwelling units with loans valued at \$45,974,440 compared with 5530 units with loans valued at \$26,586,000 for the corresponding period in 1947.

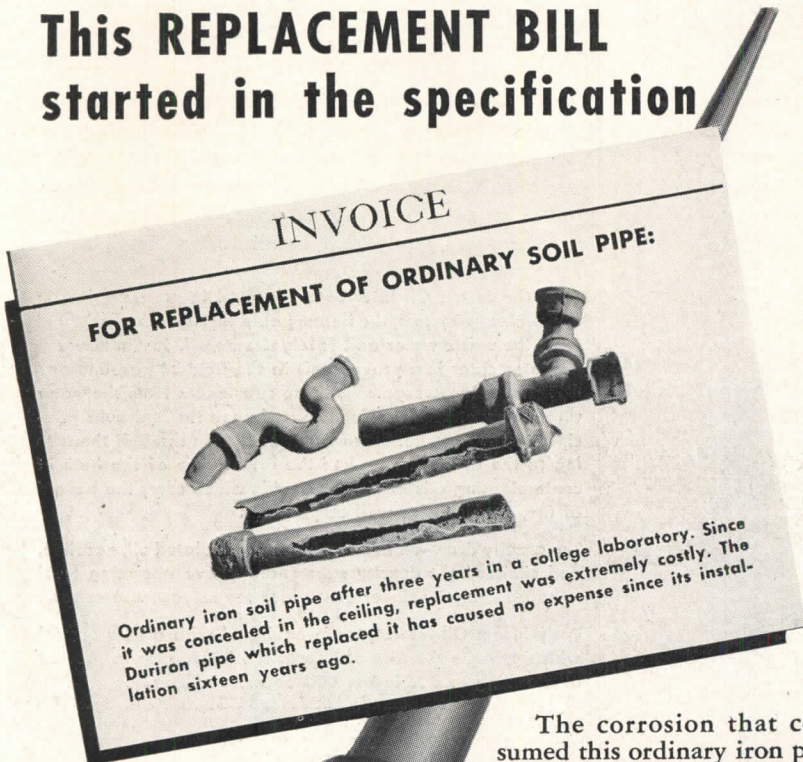
Farm Houses Designed

The provincial governments of Manitoba, Saskatchewan and Alberta jointly sponsor, with the federal government's Central Mortgage and Housing Corporation, a Prairie Rural Housing Committee. A booklet of farm house designs, prepared under the auspices of the Committee, was recently published by the Planning Research Centre of the School of Architecture, University of Manitoba.

Titled *Farm Houses*, this excellent booklet defines planning principles, then illustrates their application in a series of 10 basic designs. The designs have been developed to give "a reasonably wide choice in size and variation of arrangement" as well as to suggest "both workable and livable farm houses for the prairie region."

Blueprints of the working drawings for each house are offered for a nominal sum by the provincial departments of agriculture and C.M.H.C.

This REPLACEMENT BILL started in the specification



The corrosion that consumed this ordinary iron pipe took a bite into the building owner's pocketbook. Probably that replacement bill took more than a nibble at his confidence in some architect's judgment.

Stop that replacement cost *now*. Specify Acid Proof Duriron for Chemical Laboratory drain lines . . . and for any other corrosive handling waste system. Duriron simply ignores corrosives. Consult Sweets. Or get complete information by writing for Bulletin 703...today.

THE DURIRON CO., INC. • DAYTON 1, OHIO

Branch Offices in Principal Cities

DURCO Adv. 63-GM


**DURIRON
ACID PROOF
DRAIN PIPE**



Students display competitive range models

Students Design Ranges

Third-year students in the School of Architecture, University of Toronto, recently participated in a competition sponsored by Moffats Limited. The firm, one of the largest Canadian manufacturers of kitchen equipment, sought suggestions as to how its standard gas range might be revamped for greater efficiency and better appearance. Model ranges shown above indicate, at neophyte level, architects' affinity for industrial design.



Let's get Personal!

Breaking in upon the privacy of a lady's boudoir, we find floor and walls of Kencork. There are many practical reasons for Kencork's being there. Natural cork, it is one of nature's insulators—warm enough in winter for barefoot walking, yet comfortably cool on sultry summer days. It is exceptionally quiet underfoot and the natural cork texture provides a non-slip floor surface.

But perhaps more important to your client is Kencork's rich, quiet beauty. Its neutral coloring of tans and browns makes an ever-changing, never-tiresome pattern that harmonizes with modern furniture and fabrics—fits into any color scheme. A room with Kencork walls and floor is a perfect starting point for an exquisite interior.

Knowing Kencork's many practical advantages, its lifetime durability and reputation for great luxury—many architects are agreeably surprised at its low initial cost. Ask your flooring dealer about Kencork or write us for the colorful Kencork catalog.



KENCORK
® floors and walls

David E. Kennedy, Inc., 71 Second Ave., Brooklyn 15, N. Y. — 350 Fifth Ave., New York 1, N. Y. — Ring Building, 1200 18th St. N. W., Washington 6, D. C. — 1211 N.B.C. Building, Cleveland 14, Ohio — Bona Allen Building, Atlanta 3, Ga. — Merchandise Mart, 222 West North Bank Drive, Chicago 54, Ill. — Kansas City Merchandise Mart Inc., 2201-5 Grand Ave., Kansas City 8, Mo. — Western Merch. Mart, 1355 Market St., San Francisco 3, Calif. — 1440 11th St., Denver 4, Colo. — 452 Statler Building, Boston 16, Mass.



The
business of building
grows with
the building of business

Building-wise architects have to be
business-wise, too... must know *what*
clients live up to good blueprints...
how much they will spend. To supply
the facts and figures, House & Garden
made a survey... found that:

52%

of House & Garden's readers are planning
to build or buy houses at an average cost of \$19,378 each
75% more than the national average.

25%

will spend \$3,521 each for alterations.

Equally important are the facts about
who House & Garden readers are. They
are leaders of influence...the people
whose top-tastes rank with top-incomes.
Build for this quality audience...and
you'll build a quality business.

House & Garden

Current circulation 380,000

© 1948 THE CONDÉ NAST PUBLICATIONS INC.

"THERE'S A SMOOTH-SURFACED
ASBESTOS ROOF"

"YES, NO EXCESS WEIGHT
FROM SLAG OR
GRAVEL"



"AND REMEMBER, THESE FELTS ARE
FIREPROOF, ROTPROOF, WEATHERPROOF"

Yes—it's Flexstone* Each ply is a flexible covering of stone!

• The secret of a Johns-Manville Flexstone Roof is in the *felts*. They're made of fireproof, rotproof, enduring *asbestos*.

Flexstone Built-Up Roofs won't dry out from the sun... need no periodic coating. They're *smooth-surfaced*, too—permit thorough drainage... make any damage easy to locate and repair. They are engineered to each job... applied only by J-M Approved Roofers.

J-M asbestos felts are perforated to make application easier... give you a smoother job and conform better to irregularities in the roof deck.

Send for Flexstone brochure BU-51A. Contains complete specifications. Address: Johns-Manville, Box 290, New York 16, N. Y.

*Reg. U. S. Pat. Off.



Made of ASBESTOS

Johns-Manville **FLEXSTONE** Built-Up Roofs

(Continued from page 153)

layers, reinforced by bronze or brass dowels and screws. Where the restoration is deep, the cavities are filled in with lumps of stone embedded in the Deckosit paste.

The adhesive quality of the paste plus the special method of cutting out the stone is said to insure that restored parts become an integral part of the stonework. The surface of Deckosit stone is worked and carved in the same manner as quarried stone. No coloring matter is

necessary, according to the manufacturer. The Deckosit Co., Inc., 350 5th Ave., New York 1, N. Y.

PREFABRICATED BATHROOM

Of interest to large-scale builders should be the prefabricated bathroom unit, *Unitility*, now being built in Canada, which has been designed to provide a low cost, integrated plumbing unit suitable for installation in any type of home.

The units measure 5 by 6½ ft. in either right- or left-hand models. The base has a 2 by 6 in. wood joist floor, covered with 1 by 6 in. subfloor and ¾ in. plywood finish floor.

Walls are constructed of 2 by 4 in. studs, sill and plate covered with 18 gage, steel sheet wallboard. An opening is provided in the wall for installation on the job of a wood door frame.

All steel is primed with one coat of lacquer inside the bathroom and is covered with a heavy coat of special insulat-

The Second of a Series in the interest of more efficient use of steel... a vital American resource.

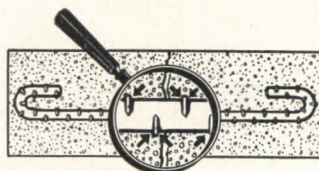


Balanced strength and design REINFORCING BARS

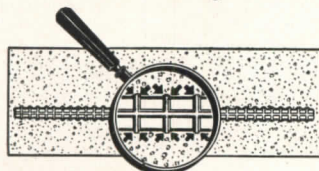
While outmoded building codes may require hooks on reinforcing bars because of the need for anchorage and bond,—for the first time in 30 years—newly developed ASTM specifications A305-47T for deformations, now assures definite anchorage with the attendant opportunity for more efficient use of steel by eliminating hooks and shortening length of embedment.

Laclede Multi-Ribbed Bars meet these specifications and are rolled to give the construction industry every advantage of steel through *balanced design and strength*. High yield point (in excess of 55,000 PSI) combined with maximum anchorage conserves steel tonnage for America as well as for the contractor.

Laclede Multi-Rib Reinforcing bars give strength, anchorage and balance to reinforced concrete design.



Old type reinforcing bars depend on localized anchorage.




Multi-Rib improved bars distribute anchorage and loads.




Write us about specifying Laclede Multi-Rib bars on your jobs.

LACLEDE STEEL COMPANY

St. Louis, Mo.



Only connections necessary to this integral, prefabricated bathroom unit are the hot and cold water, waste and vent



ing, sound-deadening mastic on the outside.

Fixtures and accessories include a 5 ft. bathtub, porcelain enameled lavatory, white vitreous china water closet and fittings, and seat and cover.

Copper pipe is used and the only connections necessary in the field consist of hot and cold water, waste and vent. A shower fixture can be provided at extra cost. St. Catharines Steel Products Ltd., P.O. Box 297, St. Catharines, Ont.

FIRE EXTINGUISHER

A home fire extinguisher has been designed to have the appearance of door chimes, providing two conveniently stored cylinders which are charged with carbon dioxide. The white enameled cylinders are 31 in. long by 1¾ in. wide being held by a decorative hanger box. The carbon dioxide is released by turning a handwheel, and after use the cylinders may be easily recharged. Titan Distributing Co., Inc., P. O. Box 156, Buffalo 5, N. Y.

(Continued on page 192)

Use Both..

SISALATION and SISALKRAFT

for insulated **DRY WALL** construction
at new low cost!



*This new insulated DRY WALL construction meets
FHA Vapor-Barrier Requirements (Class A, Federal Specifications UU-P-147)*

This new insulated DRY WALL construction (SISALATION plus SISALKRAFT) combines insulation and vapor-barrier advantages at very low cost . . . helps stop passage of harmful moisture into walls! SISALATION, bowed in between studs, provides TWO insulating air spaces, and its

reflective surface helps keep homes warmer in winter, cooler in summer. Heavily reinforced by cross-laid sisal fibres, tough and strong, SISALATION and SISALKRAFT remain in place, permanently and effectively, for the life of the building. Here is quality construction with true economy!

Write today for further information and samples of these two products.

The SISALKRAFT Co.

Chicago 6 • New York 17 • San Francisco 5



Modern
DRY WALL CONSTRUCTION

The SISALKRAFT Co., Dept. AR, 205 W. Wacker Drive, Chicago 6, Ill.

Please send more information, samples and where I can buy SISALATION and SISALKRAFT. I am an Architect Contractor

Other.....

Name.....

Address.....

City & Zone..... State.....

(Continued from page 190)

DRAIN CLEANER ASSEMBLY


To make the drain assembly self-cleaning, the Telmor Products Corp. is marketing a hydraulic device that is built into a conventional sink trap, replacing the existing trap and becoming a permanent part of the sink drainage system.

Designed to conform with plumbing codes, the *Drainmaster* works by activation of a lever which causes a piston within the device to set up a two-way

motion of the water within the system. This motion is claimed to break up, dislodge or flush out any obstructions in the line.

The body of the Drainmaster is of 17-gage brass, polished chrome plated. The piston head is of a specially developed neoprene-type material, impregnated to resist grease, acids and alkaloids. The packing is made of a lead-layered ring with double core of graphite.

The piston head and packing are adjustable to compensate for wear and are said to be easily replaceable without special tools. Telmor Products Corp., 1910 W. Lake St., Chicago, Ill.




Assembly lever opens clogged drains

SAFEGUARD EMPLOYEES' HEALTH WITH SANITARY WASH-FIXTURES

Described as the "closest thing to a germproof building" the new Laboratory at _____ has every sanitary safeguard such as:

"The sinks have no handles to be contaminated by busy hands; faucets are operated by... foot pedals".



The 54" Bradley Washfountain

Bradley's Have No Faucets to Touch

Bradley Washfountains, used for more than a quarter century, provide faucetless foot-operated wash fixtures. Not only does this eliminate maintenance but means that employees need touch nothing

but the cleansing spray of *running* water that comes from the central sprayhead. One 54-inch Bradley serves 8 to 10 workers simultaneously.

And, in the new Bradley DUO you now have available for smaller washrooms—the same sanitary features—foot-control, running water for two persons, self-flushing bowl that prevents collection of contaminating water in the bowl.

For further details on Bradley Washfountains write for Catalog 4701. BRADLEY WASH-FOUNTAIN CO., 2227 W. Michigan St., Milwaukee 1, Wisconsin.



Distributed
Through
Plumbing
Wholesalers

BRADLEY

Washfountains

HEAT PUMP

The latest development in commercial heat pumps by the Muncie Gear Works is a *Marvair* unit which operates on either natural, manufactured or L. P. gas, with operation on the latter making flexible installation possible.

Since the heat pump can take heat from the earth in winter and put heat into the earth in the summer, the gas-operated Marvair unit is reported to have an operating efficiency of about 200 per cent in the laboratory and is warranted by the manufacturer at 180 per cent.

The manufacturer claims that operation is clean, quiet and that it has the safety of a conventional gas furnace.

The gas manufacturer is said to benefit from this type of installation since it provides a high load factor. Muncie Gear Works, Inc., Marvair Div., Muncie, Ind.


ELECTRONIC TEMPERATURE

CONTROL

A new automatic temperature control for homes and small buildings has been designed which anticipates changing heating loads due to changes in outdoor temperature.

The *Johnson Three-Point Controller* has been engineered for use with all hot water and warm air heating systems; continuously measured are outdoor, indoor and heating system temperatures (temperature of hot water or hot air actually in pipes or air ducts). All three temperature measuring elements are connected to a simple electronic amplifier which translates the tempera-

(Continued on page 194)



For Schools . . . Little Flower School, San Antonio, Tex. Architects: Julian & White, San Antonio. Contractor: Lynn & Morsey, San Antonio. 221 Fencraft Windows.

How Fencraft gave these Architects

finer windows at Lower Cost

Fencraft* Windows are designed to provide the quality you want in buildings of character . . . and to help you solve today's problem of costs.


Standardization makes it possible to achieve this double goal. For standardization of types and sizes permits manufacturing efficiency. That means lower unit cost. It results in lower installation costs, too—for Fencraft Window dimensions are co-ordinated with those of collateral wall materials.

These are the finest windows we have ever built. We've applied our long experience in designing top-quality casement sections, and used the finest materials and workmanship, to produce, in Fencraft, windows in keeping with the finest buildings.


Here's beauty—plus durability. Utility, too—in easy screening, safer washing, firesafety, better daylighting and controlled ventilation. These are good reasons why architects are specifying Fencraft Casement, Projected and Combination Windows for all types of buildings. For full information on types and sizes, see Sweet's Architectural File for 1948 (Section 16a-14) or mail the coupon.

For All Types of Buildings


Made by America's Oldest and Largest Steel Window Manufacturer



For Hospitals . . . Annie M. Warner Hospital, Gettysburg, Pa. Architect: John B. Hamme, York, Pa. Contractor: Earl L. Gump, Chambersburg, Pa. 86 Fencraft Windows.



For Office Buildings . . . Research & Development Building, Sinclair Refining Company, Harvey, Ill. Engineers & Contractor: The Austin Company. 428 Fencraft Windows.



For Industrial Buildings . . . L. C. Smith & Corona, Syracuse, N. Y. Architect: Carl W. Clark, Cortland, N. Y. Contractor: J. D. Taylor Construction Corporation, Syracuse. 1214 Fencraft Windows.

*Trademark

Fenestra

CASEMENT PROJECTED COMBINATION

FENCRAFT INTERMEDIATE STEEL WINDOWS

Detroit Steel Products Company,
Dept. AR-10,
2252 East Grand Blvd.,
Detroit 11, Michigan

Please send me data on types and sizes of the new Fencraft family of Fenestra Windows.

Name _____

Company _____

Address _____

(Continued from page 192)

ture measurements into controlling action whenever a temperature change occurs at any one of the three control points.

With ordinary on-off thermostats the heating plant is normally operated at full capacity regardless of weather conditions. The new control is said to insure automatically that the full capacity of the heating plant is used only when the weather is most severe. The heating effect is reduced, in proper proportion,

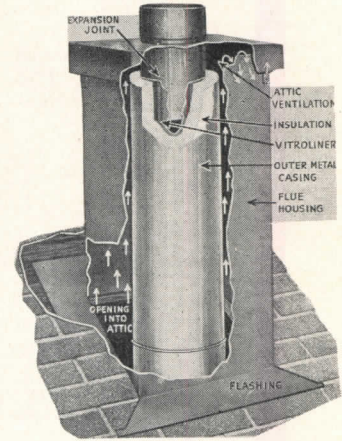
as outdoor conditions fluctuate from extremely cold to very mild weather, thus using fuel efficiently and providing complete comfort. Johnson Service Co., Milwaukee 2, Wis.

PACKAGED CHIMNEY

Now being marketed is a light-weight, prefabricated flue, known as the *Packaged Chimney*.

This chimney is supported entirely from the ceiling and roof and is said not

to require any brick work. The central flue pipe is a porcelain enameled metal liner. Long fiber asbestos insulation is placed between the liner and an outer metal casing.



Installation time for prefabricated chimney is reported to be about two man hours

Advantages claimed for the chimney are: ease of installation, durability, efficient operation and low cost. Installation time is said to be about two man hours per average job. The chimney is reported listed as acceptable by Underwriters Laboratories for all fuels. Condensation Engineering Corp., 122 S. Michigan Ave., Chicago 3, Ill.

DEHUMIDIFIER

The *DryNamic* automatic dehumidifier, which uses silica-gel as the absorbing agent, is made in two models for moisture loads of 12 or 24 lbs. of water per day.

The units may be controlled to operate at a selected relative humidity by plugging a specially adapted humidistat into the casing. DryNamic Div., Cargocaire Engineering Corp., 15 Park Row, New York 7, N. Y.

GREASE INTERCEPTOR FLOW CONTROL TEE


Now being marketed is a *Flow Control Tee* designed to distribute properly the discharge from one or more fixtures through a grease interceptor. Such control is said to be essential to fool-proof operation of an interceptor — to guard against overloading due to sudden surges from the sink or other fixtures and to maintain efficient operation.

In addition to assuring positive, efficient operation of an interceptor, the Tee is designed for proper venting.


A cleaning handle is incorporated with the Tee so that solid material that becomes wedged in the orifice can be removed. J. A. Zurn Mfg. Co., Plumbing Div., Dept. Z-3, Erie, Pa.

(Continued on page 196)

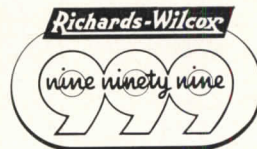
EASY... EVEN FOR A CHILD!



To Provide the Newest, Most Modern Overhead Door Convenience




Specify



GARAGE DOOR HARDWARE

Ordinary obstacles, and seasonal "headaches" such as slush, snow, and freezing temperatures are nothing to worry about when garage doors have been converted to the overhead door convenience made possible by Richards-Wilcox Garage Door Hardware. And with the new R-W nine-ninety-nine line the conversion process is swift, easy, economical. Everything needed for installation and operation, all hardware including tracks, comes complete in one carton. Requires only 1/2" headroom.

For modernization, or in planning new structures, specify overhead garage doors with R-W 999 Hardware, and be sure of doors that will function smoothly, quietly, effortlessly—so easy even a child can operate them. For further information about R-W 999 Garage Door Hardware, call the nearest Richards-Wilcox office, or write for free folder.




1880 1948
LEADERS IN DOOR HARDWARE
OVER 68 YEARS

Richards-Wilcox Mfg. Co.

"A HANGER FOR ANY DOOR THAT SLIDES"
AURORA, ILLINOIS, U.S.A.

Branches New York Chicago Boston Philadelphia Cleveland Cincinnati Washington, D. C.
Indianapolis St. Louis New Orleans Des Moines Minneapolis Kansas City
Los Angeles San Francisco Denver Seattle Detroit Atlanta Pittsburgh





Facing tile for **PACKING PLANTS** when you want more than just a wall

You create *more* than walls when you design packing plant interiors in Structural Clay Facing Tile.

You provide a finish that actually resists bacteria. Facing Tile is impervious to even the tiniest unsanitary trouble-maker. This means valuable help in fighting shrinkage and trim losses.

You provide a surface that washes down clean, and quickly, with soap and water or hosing. It never needs refinishing or redecorating. This means a real saving on maintenance costs every day of the year.

You provide interiors that can take it. Facing Tile is a heavy duty material that stays like new under the toughest treatment.* It will not crack, scratch, mar or decay.

You give employees a light, bright working place, a cheerful, sparkling-clean interior where they can do a better job.

Facing Tile allows flexible design. It builds *fast* and at less cost, because it's a wall and a finish *in one!* It's fireproof, extra-strong structurally. And it's *available*, glazed or unglazed, in efficient modular sizes. For additional data contact any Institute member or see Sweet's Catalog.

SEND FOR NEW 90-PAGE MODULAR FACING TILE HANDBOOK

Free to registered architects and engineers. Write desk AR10 of the Institute on your letterhead. Fifty cents to others.


* Exterior type material should be used in freezing rooms.

FACING TILE INSTITUTE

1756 K STREET, N. W. • WASHINGTON 6, D. C.

INSTITUTE MEMBERS

Belden Brick Company, Canton, Ohio
Continental Clay Products Co., Kittanning, Pennsylvania
Charleston Clay Products Co., Charleston 22, West Virginia
Hanley Company, New York 17, N. Y.
Hydraulic Press Brick Co., Indianapolis, Indiana



Mapleton Clay Products Co., Canton, Ohio

INSTITUTE MEMBERS

Metropolitan Paving Brick Co., Canton, Ohio
National Fireproofing Corp., Pittsburgh 12, Pennsylvania
Stark Brick Company, Canton, Ohio
Standard Clay Manufacturing Co., New Brighton, Pa.
West Virginia Brick Company, Charleston, West Virginia

(Continued from page 194)

AIR METER

Anemotherm is the name for a new three-way air meter which can be handily used for adjusting and testing equipment used for heating, ventilating and air conditioning. The meter gives air velocity, air temperature and static pressure readings.

The probe is small and is attached to a long flexible cable so that readings can be made in such places as the neck of an air diffuser. The Anemotherm meas-

ures air velocity from 10 to 5000 fpm; temperatures from 30 to 155° F; and either negative or positive static pressure in inches of water, from 0.05 to 10 in. positive and from 0.05 to 4 in. negative.

Because the instrument is designed to measure air velocity accurately regardless of direction of air flow, it can provide data on low air movement of a turbulent nature. The Anemotherm is said to be particularly valuable in meas-

uring velocity and temperature of air confined in ducts, air currents in free spaces, and air entering or leaving air inlets or outlets. Anemostat Corp. of America, 10 E. 39th St., New York 16, N. Y.

SELF-POWERED TELEPHONE

Especially designed for applications where power supply is unavailable or uncertain is the *Wheeler Self-Powered Telephone*; the unit requires no batteries or other power supply. The telephone system is supplied as standard for two-station operation. The manufacturer claims that both talking and ringing circuits are entirely free of electrical sparks, and that the units generate no heat.



Self-powered telephones are engineered for service up to 20 miles in distance

The telephone unit is said to be able to withstand rough usage, extreme temperature variations, high humidity, corrosive fumes, and shock or vibration.

Reported to function with equal efficiency whether used inside or outdoors, the phones are described as being used in installations up to 20 miles. The Wheeler Insulated Wire Co., Inc., Waterbury, Conn.

PRE-FINISHED PANELING



A new pre-finished, low cost paneling called *Amerwood* that is said to enhance the natural beauties of wood has been developed by the Leewood Corp. Boards are first processed to remove a portion of the spring growth and increase surface tension of the hard summer growth. They are then sanded, dry pigment is applied and finally finished with a clear protective coating followed by a wax and buff to a final silk-like smoothness. The result is paneling ready for installation. *Amerwood* is supplied in standard

(Continued on page 198)

Ellison

the BALANCED DOOR

the door that lets traffic through quickly





Your copy of the
new Ellison catalog
is now ready.
Write the factory
Dept. R-1

Ellison

ELLISON BRONZE CO., INC.
Jamestown, New York

New Frigidaire "Compact-Six"

makes same floor area yield
50% more storage space!



You're twice as sure
with two great names


FRIGIDAIRE

made only by

GENERAL MOTORS



HERE is a refrigerator that combines *capacity* with *compactness* . . . a refrigerator that provides adequate storage space even where kitchen area is severely limited, as in many of today's small homes or apartments.



Entirely new design does it—creates a refrigerator that's a "4-footer on the outside, a 6-footer on the inside." Note all the *extra* storage space, gained without sacrifice of floor area!

See all these other reasons why this new Model MJ-6 Frigidaire Refrigerator helps architects and builders make the most of small-home plans—

Flat top serves as extra kitchen shelf.

Big freezer holds 15 lbs. of frozen foods. *Two* fast-freezing shelves. Attractive freezer door.

Instant ice service. Two generous-size Quickcube Trays.

Large Hydrator for fresh fruits, vegetables.

Meter-Miser is simplest cold-making mechanism ever built: uses amazingly little electric current.

Also—one-piece, all-steel cabinet, Dulux finish, porcelain-on-steel food compartment with acid-resisting floor, rust-resisting shelves, aluminum cold-storage tray, Cold-Control.

Cabinet dimensions: height, 51 11/16"; width, 24 7/16"; depth, including hardware and rear ventilating space, 26 3/4".

Capacity 6.0 cu. ft. storage space; 11.6 sq. ft. shelf area. (NEMA standards.)

See your nearest Frigidaire dealer or write Frigidaire Division, General Motors Corporation, Dayton 1, Ohio (In Canada, Leaside 12, Ontario) for address of nearest district office.

widths and lengths and in $\frac{3}{4}$ -in. thickness. For convenience in installation, edges are ship-lapped. Leewood Corp., 1003 Ironwood Drive, South Bend 14, Ind.

ELECTRONIC COMPUTER

An office size electronic computer, reported to be capable of solving intricate industrial and research problems, is now available commercially.


The REAC (Reaves Electronic Ana-

log Computer) is said to have found extensive uses in many fields of engineering research and to be applicable in architectural and civil engineering in the solution of vibration analysis and dynamic structural stress problems.

This analyzer is said to be able to simulate a structure — bridge, building, tower — by means of mathematical relationships which are solved as a function of time in response to simulated loads representing winds, moving trucks,

trains, etc. The REAC is said to permit rapid and accurate means of arriving at an optimum structural design without resorting to expensive trial and error methods. Reeves Instrument Corp., 215 E. 91st St., New York 28, N. Y.

(Continued from page 196)



With

ERIE ARCHITECTURAL PORCELAIN ENAMEL

For Service Stations, Food Stores, Restaurants, Offices and Factory Buildings . . . for remodeling store fronts, The Erie Enameling Company puts 4 aces in your hand.


- (1) Your Architect recommends design and color.
- (2) The Erie Enameling Company engineers work out your

plans in practical form.

- (3) Erie processes of manufacture assure enduring porcelain enamel ready for speedy and accurate erection.
- (4) Erie gives you years of "know-how" in actually erecting your Architectural Porcelain Enamel.



Before You
Modernize . . .
Consult With Us

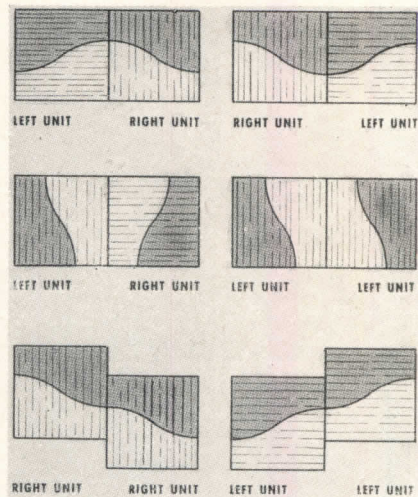


WRITE Today FOR THIS BULLETIN

ERIE ENAMELING COMPANY

ERIE, PENNSYLVANIA

Member of Architectural Division Porcelain Enamel Institute.



Cutting standard tile units on a diagonal curve provides curved design motifs

CURVED DESIGNS WITH RUBBER TILE

Curved design motifs in resilient flooring are now possible with standard units. The standard units consist of two halves of a square rubber tile cut on a diagonal double curve.

A wide variety of curved patterns, including large solid fields with scalloped borders to small medallions repeated at regular intervals, may be obtained with simple installation techniques.

According to the manufacturer, any curved design in resilient flooring before the introduction of *Wavedge* involved hand cutting and required precision craftsmanship.

The curved tile units are cut from 6 and 9 in. squares. Both left and right hand units are available. The left units are cut with the marble pattern running horizontally; right units with the marble pattern running vertically. Thirty colors are available. The Danbury Rubber Co., Inc., Danbury, Conn.


WINDOW SHADES

New window shades that are claimed to be fire-resistant, washable and sun-proof have been developed from a cloth coated with *Vinylite* resins. The new type shades are available for both homes and public buildings. Stewart Hartshorn Co., 250 5th Ave., New York 1, N. Y.

RADIATOR VALVE

Recently introduced is a radiator valve that is said to operate silently on high or low pressures and to release air

(Continued on page 200)



▲ Cabinets in sterile supply section, Central Service Department.

▼ Cabinets for supplies and instruments in Septic Operating Room.

▲ Cabinets in Sterile Dressing Room, Central Service Department. Stainless steel counter tops.

SCANLAN-MORRIS RECESSED CABINETS

... custom-built to meet hospital requirements

Scanlan-Morris recessed cabinets, built to cover the individual requirements of the hospital, are made of furniture steel, with frames of flat steel, electrically welded. All corners have double-lapped sweated seams, insuring dust-proof construction.

Metal doors, paneled or plain, as specified, are of reinforced hollow construction. Metal shelves are furniture steel with apron 1" deep double-turned for extra strength. Glass doors have plate glass panels, held in place by a metal holding frame. Glass shelves are 1/4" plate glass with ground and polished edges.

All shelves are adjustable at 1/2" increments. Drawers are of sheet steel, with frictionless slides.

Cabinets may be built with any number of compartments, or in combination with different types of units, as desired.

Exposed surfaces are finished in high-grade enamel, hand-rubbed and baked, in any color to harmonize with color of walls or other equipment. Fittings are chromium plated.

Mail the coupon for detailed information or submit your problems with floor plans for layout suggestions, without obligation. Helpful information on Scanlan-Morris hospital sterilizing equipment and surgical lights also will be supplied on request.

THE *Ohio Chemical* & MFG. CO.

1400 East Washington Ave., Madison 3, Wisconsin



Represented in Canada by Oxygen Company of Canada Limited, Toronto and Montreal, and Internationally by Airco Export Corporation, 33 West 42nd Street, New York

BRANCH OFFICES IN PRINCIPAL CITIES

THE OHIO CHEMICAL & MFG. CO., AR
1400 East Washington Ave., Madison 3, Wis.

Send information on Scanlan-Morris Recessed Cabinets.
(Please attach professional card or letterhead)

Name _____

Address _____

City _____ State _____ AR

(Continued from page 198)

from the vent without spraying water under any operating conditions.

The manufacturer of this new valve claims that most troubles associated with the escape of water from radiator valves are caused by bubbling mixtures of air and water in the valve. Such a mixture does not have sufficient density to raise the float, thus permitting the bubbles of air to pass out of the valve, carrying water with them.

A large separating chamber is pro-

vided in the *Dri-Vent* which is said to take air out of the bubbling mixture, divert the air to a separate chamber and into the atmosphere, and permit only the water to reach a reservoir under the float which causes the float to rise and to regulate the flow of air through the air vent.

It is claimed that this controlled venting of air prevents too rapid steam flow into the radiator; water formed from the condensing of steam can flow

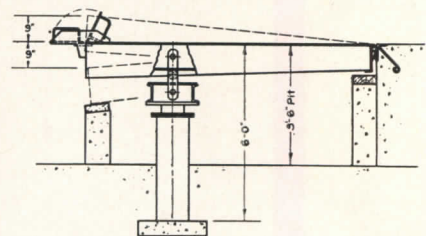
back into the steam pipe instead of accumulating in the radiator to cause gurgling and pounding. Frank D. Riggio Co., 38 Orient Way, Rutherford, N. J.

ADJUSTABLE LOADING RAMP

Recently developed is a hydraulic loading ramp which makes possible the direct loading of trucks or trailers without the use of steel plates, bridge ramps or other conventional methods.



Trucks and trailers loaded without steel plates or bridge ramps by application of a hydraulic loading ramp, the *Leva-Dock*



The loading operation is said to present a serious problem because (1) truck bed heights vary as much as 12 in.; (2) the truck bed moves up or down as loading or unloading progresses. The seriousness of the problem is said to have been increased with the use of power vehicles handling heavy loads.

The *Leva-Dock* is a hinged platform supported by a hydraulic jack. With the front end of the platform raised, the truck or trailer is backed into position for unloading or loading. Then the *Leva-Dock* is lowered until the heavy supporting arms rest on the truck or trailer floor. The gap between the *Leva-Dock* and the vehicle is bridged by a steel "throw-over" bridge. The hydraulic system is then released so that the front end of the platform is free to travel up or down with the truck bed as truck springs expand or compress during the operation. Rotary Lift Co., 1054 Kansas St., Memphis, Tenn.


PORTABLE HEAT GENERATOR

Designed for such diverse uses as drying plaster and paint, thawing of frozen areas, preheating engines, heating warehouses etc. is the *Eco-Temp Heat Generator-Dispenser*.


The *Eco-Temp* is portable, being

(Continued on page 202)

Select VERMONT MARBLE... for Commerce or Commemoration



I. Magnin and Company Store, Beverly Hills, California. Imperial Danby Exterior Marble. Timothy L. Pfeuger, Architect.



I.B.M. War Memorial, Endicott, New York. Imperial Danby Marble

ATTRACTIVE and appropriate architectural design in commercial and industrial structures is one of the greatest contributions by our architects of today. An outstanding example is the I. Magnin and Company Store of Beverly Hills.

How naturally and gracefully such taste may lead to group action in building appropriate and lasting memorials is demonstrated by the International Business Machines War Memorial at Endicott, New York. The idea was conceived and the whole project financed and executed by the employees in memory of their associates who died in World War II.


VERMONT MARBLE

VERMONT MARBLE COMPANY • PROCTOR, VERMONT

Branch Offices:

Boston • Chicago • Cleveland • Dallas • Houston • Los Angeles • New York • Philadelphia • San Francisco
Ontario Marble Co. Peterboro, Ont.





THUNDER IN THE CORRIDORS?


A HOSPITAL corridor can be a booming echo chamber! Ordinary footsteps sound like thunder-claps. It's a trying condition disturbing to both patients and staff. But it can be easily remedied:

You can stifle corridor noise with Gold Bond Acoustimetal. It's designed to insure maximum noise reduction—and to give high light reflection. And it's *Fireproof*

to fit new building code specifications.

Best of all, maintenance is cut to an all time low! Each tile is an access panel, for quick repairs to wiring, piping, and air ducts. The 12" x 24" perforated pans snap into patented T-bars, and these T-bars can be mounted any distance from the ceiling which may be required to provide space for pipes, cables, and ducts. They are as adaptable to remodeling as to new building.

What's more, Acoustimetal can be washed repeatedly and even repainted without loss of sound absorption. Write now for the new Acoustimetal folder for complete details. Fully described in Sweet's, too.



Gold Bond Acoustimetal—The Fireproof, washable acoustical tile for exacting sound control.

You'll build or
remodel better with

Gold Bond

NATIONAL GYPSUM COMPANY • BUFFALO 2, N. Y.

Over 150 Gold Bond Products including gypsum lath, plaster, lime, wallboards, gypsum sheathing, rock wool insulation, metal lath products and partition systems, wall paint and acoustical materials.

mounted on rubber tired casters. All that is required to operate the unit is a supply of fuel oil; an electric outlet (110 v, 60 cycles, single phase); an opening for a smoke pipe; water supply and hose.

This heating unit is automatic and burns 1½ gal. of no. 2 fuel oil per hour. Both steam and hot water units are available. The steam unit has a capacity of 181,000 Btu per hr. and the hot water unit 113,000 Btu per hr. The steam gen-

erator is 26½ in. wide, 61 in. long, and 78 in. high; the hot water unit has dimensions 26½ in. wide, 48 in. long and 78 in. high. Arthur C. Baumann, 7011-21 Grays Ave., Philadelphia 42, Pa.

MICROFILM CAMERA

An improved, 42-in. microfilming camera is now in production which is designed to microfilm unusually large or long tracings while the copy is in motion and subsequently to project flow en-

(Continued from page 200)

largements on emulsion paper or cloth. Large drawings are said to be "micro-copied" in a few seconds each on this new camera at very high reduction ratios, regardless of the length of the drawing.

The 90-05 Triple-Purpose Fliofilm has been built to provide a compact structure, free of the type of vibrations that are said to have formerly resulted in poor microfilm images. The camera uses either 16 or 35 mm. film, with feed speed of either 30 or 60 ft. per minute. Diebold Inc., Fliofilm Div., Westport Ave., Norwalk, Conn.

What can you find in the New Wade Catalog that you can't find anywhere else?

Q

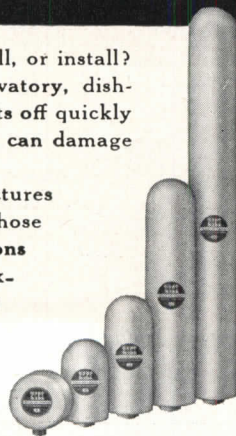


A

**ANSWERS TO YOUR PROBLEMS—for example—
SHOKSTOP Sealed Air Chambers
to permanently eliminate WATER HAMMER**

How many quick-acting valves do you specify, sell, or install? Do you know that every one—whether in a lavatory, dishwasher, home laundry, or any equipment that shuts off quickly—is a source of water hammer shock waves that can damage pipes and appliances?

And—do you know that **only** Wade manufactures SHOKSTOP Wacor Sealed Air Chambers, whose hermetically sealed metal bellows can absorb millions of water hammer blows? If you don't—if your experience only covers old-fashioned air chambers that waterlog quickly—send for your copy of our new catalog today. It's full of practical information on hundreds of products—to help you solve your toughest plumbing and drainage problems!

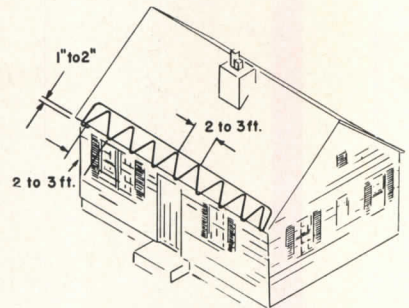


ELGIN

WADE
MANUFACTURING COMPANY

Illinois

Fine Drains and Plumbing Specialties since 1865



Protection against damage to houses due to ice dams available with heating cable

HEATING CABLE TO PREVENT WINTER DAMAGE

Heating cable is available for installation on house roofs to prevent damage to walls and ceilings due to ice dams which often form on roof eaves during the winter.


For the average home, the manufacturer recommends mounting the cable so as to cover approximately a 3-ft. strip bordering the eaves with a zig-zag design. Sixty ft. of cable are said to take care of a section of roof 20-25 ft. long. For extremely severe winter conditions 60 ft. of cable are used for a 15-ft. strip, 3 ft. wide.

On homes equipped with eave gutters and downspouts, the sawtooth mounting pattern is supplemented by laying or hanging a double length of heating cable in the gutter or downspout. In metal gutters, wooden strips or blocks are set beneath the cable to act as insulators and to prevent excessive heat loss.

When gutters are not to be equipped with the cable, a modified sawtooth pattern is installed in which each tooth formed by the cable extends 1 or 2 in. over the edge of the gutter.

The lead-covered, insulated cable comes in 60-ft. lengths and has both ends connected to an ordinary attachment plug; it operates on 110 volts. General Electric Co., Apparatus Dept., Schenectady 5, N. Y.

(Continued on page 204)



A clock in the floor?


... Novel idea, perhaps, but the floor is no place for a clock . . . or a door closer!

● Why? Because floor dirt, scrub water and tracked-in weather would soon ruin the clock. They always foul up door closers placed in the floor, too, boosting the owner's maintenance costs and calling for replacements too soon for sensible economy.


We're NOT prejudiced; we've made many thousands of the world's finest floor type closers, and still make them for people who want to conceal the closers, but for structural reasons cannot put them overhead.

Door closers belong overhead, not underfoot!

LCN overhead concealed door closers are hidden in the head frame or top of door, out of sight and safe from fouling. They do a superior job of door control at generally lower installed cost and lower maintenance cost. LCN catalog 11-a, with 33 pages of pictures and data showing how to select the best closer for each door, gladly sent on request. Address LCN Closers, Inc., 466 W. Superior St., Chicago 10, Ill.



Floor closer ready for grouting in. On-the-job labor, special thresholds and other extras tend to make floor installation costly.



Metal door frame prepared at factory for LCN overhead concealed closer. Wood frames simply prepared at low cost.



**OVERHEAD CONCEALED, FLOOR CONCEALED
AND EXPOSED TYPE DOOR CLOSERS**

(Continued from page 202)

AIR CONDITIONER

Mitchell M-75 is a complete self-contained unit providing 5-function room air conditioning; it cools, dehumidifies, circulates, ventilates and filters.

This air conditioner is designed for window installation and may be removed at any time. The M-75 is said to operate efficiently in all room areas measuring up to 400 sq. ft. Sound insulation and

rubber mounting are provided.


The refrigerating unit has a $\frac{3}{4}$ ton capacity. The cabinet is made entirely of steel in a metalescent taupe finish. Operation is on 110-125 volts, 60 cycle. Mitchell Mfg. Co., 2525 Clybourn Ave., Chicago 14, Ill.

HOME PLANNER

The Homograph Planner Kit is described as practical means for the layman to get his home building ideas down on

paper so as to save time for the architect and builder in learning what the prospective builder wants.

The kit contains a 64-page descriptive book, special modular graph paper, rulers, scale drawings of floor plans, exterior elevations, doors, windows, kitchen and bath layouts and drawings of exterior materials. The Homograph Planner Corp., 911 13th St., N. W., Washington, D. C.



Counter lights have convenience outlets

KITCHEN COUNTER LIGHT

Two new fixtures for under-cabinet lighting in kitchens are available for either permanent or portable installation. These 8 and 15 watt fluorescent fixtures can be fastened to either steel or wood cabinets. Knockouts are provided for permanent installation, or cord and plug for wall receptacle are provided for portable installation.

Both sizes can be furnished with one or two standard convenience outlets to aid working efficiency and to eliminate the use of long extension cords. Guardian Light Co., 301 Lake St., Oak Park, Ill.

AIR VALVE

A simple, automatic air valve has been developed by the Dole Valve Co. to eliminate air from the radiators and convectors of hot water heating system.

Ease of adjustment is said to be one of the outstanding features of the valve. By using a screwdriver the Dole 16 is set to perform: (1) manual shut-off, (2) automatic air elimination and (3) manual venting. Dole Valve Co., 1933 W. Carrol Ave., Chicago 12, Ill.

LEAD-FREE PAINT

An entirely lead-free, sun-proof paint for homes has been developed which is claimed not to darken in industrial areas where sulfurous gases are present, and at the same time is said to possess superior durability and color-holding qualities.

Reported outstanding qualities are: (1) excellent brushability; (2) rapid drying rate; (3) smooth finish; (4) high hiding; (5) resistance to discoloration; and (6) durability.

The new paint is now available in white and colors. While primarily designed for use on wood surfaces, the lead-free paint is said to be equally ef-

(Continued on page 206)

NOW!
floor designing
made easy
with the
**NEW Amtico
"Plan-a-Floor"**

Overall height - 64 1/2"
Width - 25 5/8"
Depth - 25 3/4"

Here is the new Amtico floor planning display cabinet that leading flooring contractors are using to demonstrate Amtico Rubber Flooring. Almost unlimited color combinations are at your fingertips, ready to make truly individual floors that blend or contrast with any decorative theme.

The 4" x 4" marbled tile samples, feature and border strips in all eighteen style-wise colors, are conveniently ar-

anged within easy reach. In just a few minutes you can create a representative sample of the entire floor. Guesswork is ended; hours of paperwork eliminated; you can see how the floor will look!

Perhaps you could utilize this idea-builder and time-saver. We will send this all steel display cabinet, complete with all rubber samples, shipped prepaid anywhere in the U.S.A. Take a minute to send the coupon, and save hours on your floor designing problems.

AMERICAN TILE & RUBBER COMPANY
Perrine Ave., Trenton 2, New Jersey

Send us the new Amtico "Plan-a-Floor" Display and Merchandising Cabinet, including a supply of rubber tile, feature and border strips. We understand the total cost will be \$40, shipping charges prepaid.

Firm Name.....
Street.....
City..... State.....
Signed.....

**AMERICAN
TILE & RUBBER CO.**
TRENTON, NEW JERSEY

Steel pipe is first choice



—for the great hotels of the world

Forty-seven floors of luxury, occupying an entire city block, the famous Waldorf-Astoria has no equal in the hotel world! Into the building of this dream hostelry went the finest architectural and engineering experience in the land . . . and the most modern and appropriate materials and equipment that money could command.

The Waldorf-Astoria's great labyrinth of *steel piping*, for the heating lines, soil, waste and vent lines, fire, air conditioning, and vacuum lines, can be measured in terms of hundreds of miles and thousands of tons!


For such vital services, *steel pipe is the first choice* of technical men who judge the qualifications of every material and product in terms of adaptability, serviceability, durability, and cost. These qualities of *steel pipe* which made it the predominant choice for this cathedral of comfort are the same qualities that have made it the predominant choice for all types of buildings the country over.

Yes, steel pipe is first choice!

The interesting story of "Pipe in American Life" will be sent upon request.

COMMITTEE ON STEEL PIPE RESEARCH

OF AMERICAN IRON AND STEEL INSTITUTE
350 Fifth Ave., New York, N. Y.



fective on brick or masonry. Pittsburgh Plate Glass Co., 632 Duquesne Way, Pittsburgh 22, Pa.

SEALING STRIP

The problem of how to seal successfully cracks at the junction of bathtub and walls is now said to be solved with the introduction of a white, pliable, coved strip, especially designed for this purpose.

Consisting of a flexible, plastic-base

material, the strip can be applied so as to follow the contours or irregularities of the cracks and thus cover the openings, sealing them against the entry of steam and water. No special tools or equipment are said to be necessary for application. A waterproof, plastic cement is applied with a brush to seal the strip firmly to bathroom surfaces. The sealing strip is packaged in 15-ft. lengths. Keller Products Inc., 1880 Roxbury Rd., East Cleveland 12, Ohio.

(Continued from page 204)

ELECTRIC TIME SYSTEM

An *Electric Time System* in which clocks are self-regulated electronically without special clock wiring has recently been developed.

In any building which has supervised, 60 cycle a-c current, *IBM* synchronous motor indicating clocks can be connected to a regular wall plug or light socket. Each clock is checked individually and automatically every hour for uniformity with system time.

In the new system, a master time control is installed and operated from the same power source to which the indicating clocks are connected. This control is the director of the entire system and keeps all units in agreement with it. Every hour the control, through action of an electron tube in a transmitter, sends a supervisory impulse out over the regular electrical lines. A simple receiver in each indicating clock takes the impulse and automatically corrects the clock.

Another feature of this system is automatic signalling — bells, horns, etc. — through the program unit of the master control. International Business Machines Corp., World Headquarters Bldg., 590 Madison Ave., New York 22, N. Y.

CIRCUIT BREAKERS, IMPROVED PANELBOARD

Now in production by the Frank Adam Electric Co. are enclosed, branch circuit, circuit breakers in a minimum size enclosure.

The units are fabricated with new, Type A. C. Junior Circuit Breakers, and are built to Underwriters Laboratories standards.

Available for flush and surface mounting, the units are said to have ample wire space and conveniently located knockouts.

Circuit breakers are mounted with independent screws to facilitate removal or capacity changes of the breakers. The entire assembly and mounting bracket may be removed to simplify wiring.


The units are designed for controlling lighting in garages, residences, business establishments and for applications where small motors are used on machinery.

Panelboard

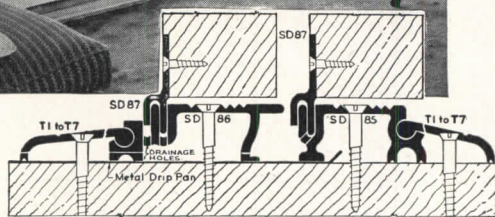
The same manufacturer has redesigned their *LNTIP* leader type panelboard with the following reported improvements: (1) available for both 3-phase, 4 wire and 3 wire, single phase bussing; (2) "sequence bussing" is now a standard feature, providing better balance across the main bus and making adjacent circuits always of opposite polarity; (3) name plate has been de-

(Continued on page 208)

WEATHER STRIPS FOR SLIDING DOORS



EXTREME EXPOSURE



SADDLE NO. 850-A FOR ONE OR TWO PAIRS OF SLIDING DOORS

But Thoroughly Weatherproof

The above home, atop a high cliff, illustrates a wise use of Accurate Metal Weatherstrip for the sliding doors. For here, in the most inclement weather, rain or snow cannot beat its way in when the doors are closed. Nor can the smallest insects find their way through. The Accurate brass saddle for sliding doors has no substitute. It is another of the improvements pioneered and patented by the Accurate organization in the past 43 years to make windows and doors weatherproof.

WRITE FOR SPECIAL FOLDER



ACCURATE METAL WEATHER STRIP CO., Inc.


215 East 26th STREET, NEW YORK 10, N. Y.

WORTHINGTON

Air Conditioning and Refrigeration Report

Worthington Pump & Machinery Corporation, Harrison, New Jersey

LESS FRICTION AND TURBULENCE LOSS IN "VOLUTE" COMPRESSOR DESIGN



The use of "volute" in the design of the centrifugal compressor which forms a part of the Worthington Centrifugal Refrigeration System provides greater efficiency because the smooth, obstruction-free gas passages reduce friction and turbulence loss.

An exclusively "Worthington" arrangement of the volute passages results in virtual elimination of radial thrust. In the first compression stage, a double volute balances any normally-developing radial thrust; in the second and third stages, the volutes are offset 180 deg. to counterbalance the radial thrusts.

Similarly, the arrangement of impellers is such that the axial thrust


produced by the third-stage impeller substantially counterbalances that developed by the first- and second-stage impellers.

Other features include:

Auxiliary motor-driven oil pump provides pressure in bearings and shaft seal before starting and stopping.

Wheels are cast, rather than fabricated, for shaping to proper hydraulic design.

Write us for Bulletin C-1100-B14, giving further information. *Worthington Pump and Machinery Corporation, Harrison, N. J. Specialists in air conditioning and refrigeration for more than 50 years.*



Worthington at Firestone

The Research Laboratory in the huge Firestone Tire and Rubber Company at Akron, Ohio, is air-conditioned by Worthington equipment.



Windowless Store— Worthington Air

A 540-ton Worthington Centrifugal Refrigeration Machine, mounted on a structural steel base in a rooftop penthouse, provides year-round air conditioning for Burdine's Department Store at Fort Lauderdale, Florida.

Balanced Air—For Small or Large Installation

Whether it's a 540-ton centrifugal machine for a big building like Burdine's, or a 3-ton packaged unit for a corner drug store, the same fact holds true. Because Worthington makes *all* the vital "innards" of air conditioning and refrigeration systems, the customer gets a *completely-integrated*—not just assembled—system. And that means more efficient, more economical operation—*more worth in Worthington*. See your nearby Worthington distributor (in the Classified Telephone Book) for details. A.8.32

WORTHINGTON



*Air
Conditioning
and
Refrigeration*

signed for better visibility and to enhance the appearance. Frank Adam Electric Co., P.O. Box 357, St. Louis, Mo.

STEEL GARAGE DOOR

Designed for 16 by 7 ft. openings is the new Strand, all-steel, double garage door. This door is of the overhead, receding (track) type. It is made of sheet steel that has been hot galvanized and annealed for rust protection and to pro-

vide a smooth, uniformly coated surface and a clinging base for paint, without the need for a special priming coat. Strand Building Products, Dept. P-112, 1710 Buhl Bldg., Detroit 26, Mich.

FIRE ALARM SYSTEM

An outstanding feature of the *Type SA Fire Alarm System* is the method of adjusting the signal transmission speed to match the rhythm of marching feet. The tripping of a fire alarm box sets the

coding mechanism on the control panel in operation and the code is repeated four times on the audible signals of the system. The transmission speed adjustment is said to be of especial value in school use where the code speed may be set to form a natural cadence for children as they march from a building. Such a cadence is reported to prevent a panic while the building is cleared rapidly and efficiently.

The system consists of break-glass fire alarm boxes, fire alarm signals and a control panel. Reliability of operation is claimed through the use of electrical supervision of all signals, boxes, relay windings, resistance units and the motor used to drive the coding mechanism. Such supervision is said to insure the sounding of a "trouble" bell in the event of circuit difficulties which might cause the system to be inoperative.

An optional feature of the SA System is "double supervision" which not only affords the user of the system with an audible indication of circuit trouble, but also provides an alarm in event of trouble in the supervisory source of power.

The fire alarm is available for operation on 125 volts or less, a-c or d-c. The Autocall Co., Shelby, Ohio.

WAX FINISH STAIN

A new interior woodwork stain is said to set up quickly and give a soft, lustrous wax finish in one application.

According to the manufacturer, this new stain penetrates deeply, enriches color, grain and texture and provides a wear-resistant finish that is easily kept clean.

The stain comes in several light shades including white, ivory and two shades of gray which can be used for producing the blonde effect popular in contemporary interior design; it is also offered in darker shades such as walnut, maple and redwood. Samuel Cabot, Inc., 17 Oliver Bldg., Boston 9, Mass.

WHITEPRINTER

The new *Bruning Model 21 BW Whiteprinter* is described as being capable of producing more than 3000 $8\frac{1}{2}$ by 11 in. whiteprints per day with only one operator required. The Model 21 requires no plumbing connections or exhaust ducts—the unit can be installed anywhere in plant or office where electric outlets are available.

Continuous in operation, the whiteprinter exposes and develops cut sheets or roll stock up to 42 in. in width and in any length. Printing speeds range from 6 in. to 4 ft. per minute depending on the transparency of the original.

The developing unit is said to employ a new principle—grooved dual application developer rolls, which, with the aid of a third roll, apply a minute film of de-


(Continued on page 210)

(Continued from page 206)

THE SENSATION IN FLOORS!

TAILORIZED FLOORS BY FREMONT...

... floors that are stylized to meet every preference... an endless variety of beautiful patterns to match every situation. Every installation can be different.



FREMONT RUBBER TILE

AFFORDS
ADVANTAGES NOT
TO BE HAD IN ANY
OTHER!

● DISTINCTIVE, LASTING BEAUTY

Colors go all the way through the tile, can't show wear. Non-fading. Loveliness to be admired throughout the years.

● EASE OF CLEANING

Sweeping or light mopping keeps it spotlessly clean, looking like new.

● SOUND CONDITIONING

Suppresses the sound of noisy, irritating, distracting footsteps.

● COMFORT UNDERFOOT

Cushions every step, lessens fatigue.

● RESISTANCE TO WEAR

Lasts practically forever. Withstands heaviest traffic, denting, scuffing. Burning cigarettes leave no permanent blemish. Grease-resistant.

● SAFETY UNDERFOOT

Great non-slip properties.

● UTMOST SANITATION

No pores to hold dirt.

● VARIETY OF RICH COLORS

Eleven solid and marbled combinations.

● EASE OF APPLICATION

Lies flat. Cut accurately. Uniform thickness.

It is easy to select or originate a pattern which takes into consideration the elements of room size, location, temperature, lighting, traffic, furnishings, business aims and desired psychological effects.

For still greater flexibility in designing patterns

—FREMONT DUO-CUT TILE—

9" x 9" tile die cut so that the center may be removed and a 6" x 6" tile of another color inserted

WRITE FOR FREE DESCRIPTIVE LITERATURE TODAY

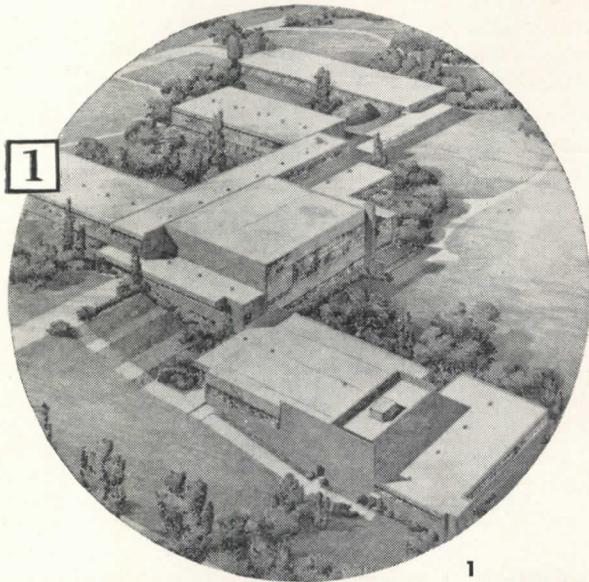
FREMONT RUBBER COMPANY

115 McPherson Highway, Fremont, Ohio



In Shreveport, Louisiana ...

5 DIFFERENT ARCHITECTS CHOOSE ZONOLITE* VERMICULITE CONCRETE ROOFS FOR INSULATING 5 NEW SCHOOLS



Roof decks that combine structural strength with thermal insulating efficiency are being designed by leading architects in all parts of the country. In Shreveport, La., alone, five different architects specify Zonolite Vermiculite Concrete for five different schools. Here's Why!

LOW COST—No additional insulation is needed on a Zonolite roof deck.

PERMANENT—Made by mixing Portland cement and Zonolite Brand Vermiculite Aggregate, a rotproof, verminproof mineral.


LIGHTWEIGHT—Zonolite Aggregate weighs as little as 6 lbs. per cubic foot, compared to 100 lbs. for sand.

FIREPROOF and FIRESAFE—High degree of thermal insulation blocks passage of heat. Won't burn—fusion point of vermiculite is 2500°F.


and here's how:

Fast, economical applications of Zonolite structural concrete roofs may be made in a variety of ways. Pour it over paper-backed welded wire mesh—here no additional reinforcing is necessary, no troweling or tamping required, just screed to level. Or pour Zonolite insulating concrete over ribbed metal lath, over fiber, asbestos cement, or gypsum board forms. Zonolite concrete may also be pre-cast into slabs, easy to handle because they're so light in weight.


Zonolite concrete structural decks in place weigh about one-fifth as much as ordinary concrete, permitting great economies in the use of structural steel. Sloping for drainage is easily accomplished; cants, crickets and saddles easily formed. Provides the ideal surface for built-up roofing.




1
NEW NEGRO HIGH SCHOOL, Shreveport, La. About 132,000 square feet of floor area. J. A. Harper, Contractor, Crowville, La. Van Os & Flaxman, Architects, Shreveport, La.



2
BROADMOOR JUNIOR HIGH SCHOOL, Shreveport, La. McClenaghan & Barr, Architects, Southern Builders, Inc., Contractors, Shreveport, La. Approximate floor area 90,000 square feet.

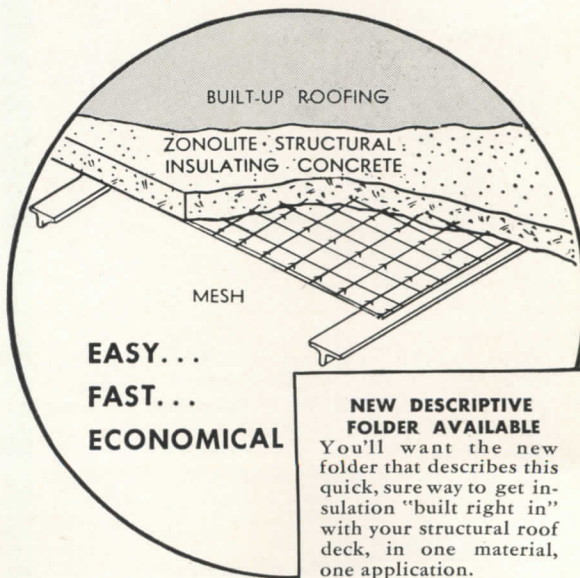


3
CEDAR GROVE JUNIOR HIGH SCHOOL, Shreveport, La. Floor area, 85,000 square feet. Wm. B. Wiener, Architect, Shreveport, La. Nathan Wohlfield, Contractor, Dallas, Texas.



4
JUNIOR HIGH SCHOOL BUILDING, Lakeshore Drive, Shreveport, La. J. Cheshire Peyton, Architect, Harry Bosworth, Associate, Seth E. Giem & Associates, General Contractors, Jackson, Miss. Approximate floor area 90,000 square feet.

5
JUNIOR HIGH SCHOOL BUILDING, for Caddo Parish School Board, Shreveport, La. Walker & Walker and Associates, Shreveport, La. Roof area, 65,000 square feet.



ZONOLITE COMPANY

135 S. La Salle St., Chicago 3, Ill.

*Zonolite is the registered trade-mark of Zonolite Company.

For Full Information Mail Coupon

ZONOLITE COMPANY
Dept. AR-108, 135 S. La Salle St., Chicago 3, Ill.
Gentlemen: Please send information on Zonolite Insulating Concrete Roofs.

Name

Address

City Zone State

Please check:
Architect ... Engineer ... Draftsman ... Contractor ...

(Continued from page 208)

veloper solution to both sides of the medium to assure proper chemical balance of the developer solution and flat, ready-to-use whiteprints. Developing speed is 10 ft. per minute, far enough in excess of the speed of the printing unit to enable the operator to coordinate the exposing and developing processes. Black, blue, red or brown lines can be printed on white backgrounds. Green, pink or yellow tinted papers can be used on which can be

developed black, blue, red or brown lines. Charles Bruning Co., Inc., 4754-22 Montrose Ave., Chicago 41, Ill.

AUTOMATIC ELECTRIC RANGE

Pushbutton controls have recently been adapted to a Hotpoint electric range to identify heat settings of the surface units and the oven. The pushbutton range is now being produced in two models, the single oven RC-11 and the double-oven RD-5.

Color has been uniquely used to identify the various heat positions. Instead of cooking by the word guides "high", "second," "third," "low" and "warm," the homemaker now follows red, yellow, violet, green and blue signals.

The pushbutton control panel is located on a high backsplash with lighted buttons fully visible above utensils on the surface of the range. The backsplash can be tilted forward for servicing of all controls, and in this position power is automatically cut off. The oven and surface units can be serviced from the front of the range, a feature designed to permit permanency in kitchen installations.

The entire cooking surface of the range is illuminated by a 36-in. fluorescent lamp located in the backsplash. Other highlights are the raisable thrift cooker unit, removable drip trays under the *Calrod* surface units, more storage space and a new timer clock. Hotpoint Inc., 5600 W. Taylor St., Chicago 44, Ill.

SOUND INSULATION

Fiberglas blankets, composed of superfine glass fibers bonded with a thermosetting resin, can be used for quieting self-contained air conditioning units. Installed in the interior of a unit and its adjacent plenum chamber, the blankets help absorb sound waves before they reach the ducts.

The blankets do not burn. Under conditions of extreme humidity, moisture absorption of fibers is said to be less than one per cent by weight. The blankets are claimed to have high thermal efficiency, and their use is reported to reduce condensation on cabinet surfaces.

Special adhesives are used to hold the blankets securely to practically any surface. Owens-Corning Fiberglas Corp., 16 E. 56th St., New York 22.

AIR CONDITIONER

The *Refrigerated Kooleraire*, a central station "packaged" air conditioning unit, has recently been improved to include: a more attractive, streamlined design; flush-type cam locks to replace projecting latches; heavier gage steel than used formerly; and more panels provided for easier accessibility.

Factory-engineered, assembled and tested, the Kooleraire cools, dehumidifies, circulates and ventilates the air. Available in 9 sizes, ranging in capacities from 3 to 40 tons, this three-in-one unit houses: (1) the refrigeration compressor section; (2) the air cooling, dehumidifying and circulating section; and (3) the evaporative condenser section. United States Air Conditioning Corp., 3317 Como Ave. S. E., Minneapolis 14, Minn.

MASONRY COATER

A new full rubber base coating, *Rubber-Coat Porous Masonry Coater* is offered
(Continued on page 212)

Better light for better learning

BETTER LIGHT FOR BETTER LEARNING

Better light for better learning

BETTER LEARNING

Because school lighting is specialized lighting, it requires a specialized fluorescent fixture. To fill the need for light that's right for learning, LPI designers produced the **LPI EDUCATOR**.

In addition to providing scientifically correct, reliable illumination, the Educator has the traditional LPI features of easy installation and easy maintenance, beauty and versatility. It's finished in LPI's exclusive "Klasium" white, the enamel that's bonded to the metal.

An LPI representative near you will be glad to tell you more about this fine fixture, or you may write for Educator Bulletin No. 4150.


The Educator is priced for school budgets and sold through leading electrical wholesalers.




LIGHTING PRODUCTS INC.
HIGHLAND PARK, ILLINOIS

There's more than beauty in the NEW *Modine* Convector

Important new features simplify installation . . . provide more convenient operation and control
. . . assure superb heating comfort.





NEW DUAL-PURPOSE DAMPER!
A touch of the hand operates the self-positioning damper for convenient temperature control. When closed, damper conceals unique outlet grille . . . blends enclosure into adjoining wall.




NEW CONVENIENT AIR VENTING! Out of sight, yet instantly accessible, air vent can be rigidly secured to curved outlet grille as illustrated whenever convectors are installed on hot water system.

NEW 5-SECOND REMOVABLE FRONT! For easier installation and cleaning, effortless lifting action quickly removes entire front panel. No need to bother with screws, catches or tools. Panel is easy to replace too.



NEW SNAP-IN GRILLE! Completes striking appearance of Modine Convector. An optional feature you can add now or later. Snaps in or out of place without tools. Affords quick access for cleaning beneath cabinet.



NEW VERSATILE ENCLOSURE DESIGN! Designed for modern interiors, type F Convector (shown with damper closed) is ideal for recessing — either partially or fully (at right) or for exposed installation against wall.




Look, compare, consider . . . see for yourself why Modine is top choice in convector radiation! Note these outstanding features: Modine Convectors are functionally styled to blend perfectly with your up-to-the-minute ideas of interior design. What's more, Modine gives you completely new installation, control and maintenance features that make it really big

news in modern radiation design. Available in four beautiful cabinet styles in a wide range of modular sizes. You'll want Modine . . . for the modern home, apartment, school, office, hospital. Call your Modine Representative listed in the "Where-to-Buy-It" section of your phone book . . . or write direct. Modine Mfg. Co., 1510 Dekoven Ave., Racine, Wisconsin.

Modine Convector Radiation

PROTECT LIVES AND PROFITS! SPECIFY...

**ONAN
EMERGENCY
ELECTRIC POWER**



MODEL 10EL
10,000 WATTS

**Onan Emergency Electric
Plants provide power for all
essential needs . . .**

**LIGHTS • REFRIGERATION • VENTILATING
SYSTEMS • COMMUNICATIONS • OIL
BURNERS • STOKERS • ELEVATORS**

* When storms, floods or breakdowns interrupt commercial power, Onan Standby Plants start automatically and take over the power load within seconds, stop when power is restored. Operating and maintenance costs are negligible. Widely used in hospitals and other institutions, radio stations, hatcheries, theaters, industrial plants . . . wherever power interruptions would be dangerous and costly. Available from 1000 to 35,000 watts.

*What size Standby Plant
will your project need?*



Send coupon below for folder on Onan Standby Plants. It will help you specify the right size plant and the necessary accessories. If you have an unusual problem write our engineering department.

D. W. ONAN & SONS INC.
5133 Royalston Ave., Minneapolis 5, Minn.



Please send me your Standby Folder

Name

Address

City State

ONAN STANDBY POWER

ARCHITECTURAL ENGINEERING

TECHNICAL NEWS AND RESEARCH

(Continued from page 210)

to fill, seal, prime and finish all types of porous masonry including cinder, cement blocks and stucco. The coating is said to be a quick-drying, easily brushed, cream-like consistency paint that is highly resistant to the passage of moisture. It is also described as an excellent finish itself for interior use or to replace cement grout on exterior work. Among other outstanding qualities claimed by the manufacturer are its all-in-one waterproofing and dampproofing action and rubber characteristics such as alkali resistance and toughness. The Wilbur & Williams Co., Greenleaf and Leon Sts., Boston 15, Mass.

DIELECTRIC FITTING

The Hotstream *Dielectric Union* has been engineered to increase the life of plumbing systems by eliminating electrolytic corrosion where ferrous and non-ferrous metals are joined. It is said to prevent the damaging effect of electrolysis upon galvanized storage tanks and nipples when connected with copper plumbing. The *Dielectric Union* consists of two specially designed flanges — one made of iron and the other of bronze. Both parts are insulated from each other by a carefully selected non-conductor gasket. The connecting bolts are insulated from the bronze section of the union by non-conductor bushings. The *Dielectric Union* is designed to completely break the electrical circuit between the galvanized iron and the copper, and therefore prevents electrolysis. The Hotstream Heater Co., 2363 E. 69th St., Cleveland 4, Ohio.

SPRINKLER SWITCH

A device that automatically turns sprinklers on and off at regular, timed intervals should be a boon to lawn-owners, lawn maintenance men, commercial farmers and others whose business requires large-scale watering operations. Utilizing magnetic solenoid valves in the water pipes, it is said to be suitable for use with all types of overhead or concealed irrigation systems. According to the manufacturer, it provides for sprinkling control both in the day and all during the night when water pressure is greatest and maximum soil saturation can be achieved. The switch is available in any number of circuits from 2 to 20, and also has a special master switch to discontinue operation during rainy weather. The average sprinkling time lasts from 12 to 15 minutes on each branch. Tork Clock Co., Mount Vernon, N. Y.



- * SMOOTH AS SILK
- * ALL 17 DEGREES — 6B TO 9H — UNVARYING AS THE STARS
- * ARTISTS PREFER KOH-I-NOOR FOR ALL DRAWN WORK — LIGHT, HEAVY, THIN, THICK, TONES, AREAS, SHADING!
- * AND THERE IS ECONOMY IN KOH-I-NOOR SUPER-QUALITY. NO GRIT. LESS BREAKAGE. LESS TIME-LOSS.
- * YOUR DEALER HAS


Koh-i-noor



The RIGHT pencil for the RIGHT job
KOH-I-NOOR PENCIL COMPANY, INC., BLOOMSBURY, NEW JERSEY



Hour Glass Cocktail Lounge, La Salle Hotel



Officers' Lounge, Hotel Knickerbocker

Walk into these
fine Chicago hotels—
And you'll walk on

Bigelow Carpets



Here are four scenes in one city. Four important hotels all carpeted with Bigelow's famous Hartford-Saxony.

And in city after city, you'll find the same story. For smart hotel managers . . . decorators . . . architects . . . all realize how superbly this carpet pays its own way.

Pays off in year-in, year-out wear because of its exceptionally rugged construction. Pays off in distinctive appearance, because it's always custom-created as to design and color.


What are your carpet needs? Custom-made styles, or a choice of swatchbook beauties? Any questions about installations? Bigelow's prepared to answer them readily.

See **Bigelow's Carpet Counsel** for sound, expert advice. 25 Carpet Counsel offices are at your service. One of them is near you.

Bigelow Rugs and Carpets


*Beauty you can see . . . quality you can trust . . .
since 1825*

Walnut Room, Bismark Hotel




Cherub Room, Hotel Belmont

(Continued from page 154)



THE NEW ADJUSTABLE
RITE-LOCK
FOR SLIDING DOORS

- For Entrance Doors, Bath and Inside Sets.
- Solid Brass Exterior.
- Three Escutcheon Types.



RITE-LOCK adds distinction and convenience to today's sliding doors. It's new, compact, trouble-proof...fits almost any thickness of door. The latching action is positive and releases with a natural sliding movement of the bar in the cup. For convenience and economy a finger pull is formed in the face plate. Look at these advantages:

- ★ Adjustable in width from 1-1/8" to 1-15/16"
- ★ Unit-type requires only a 3-1/2" x 2-5/8" notch
- ★ Adaptable to right or left hand doors
- ★ Outer case measures only 4-1/2" x 2-7/8"
- ★ Pin-tumbler 3/4" diameter cylinder available

Ask your Hardware Consultant or write us for complete details.



sis shows where economies can be effected through the proper use of different lumber grades. 8 pp., illus. West Coast Lumbermen's Ass'n., 1410 S. W. Morrison St., Portland 5, Ore.

Casement Windows

Collection of Ideas, Pella Casement Windows. Presented in this booklet are a large number of ideas on the use and grouping of casement windows. Architectural renderings show both interior and exterior appearance of houses where these windows have been used in a variety of applications including picture windows. Sketches illustrate stock units, wall construction used with the windows and special window features. 24 pp., illus. Rolscreen Co., Pella, Iowa.*

Timber Service

For Users of Wood and Forest Products. Outlines the technical services available to architects and engineers from the Timber Engineering Co., covering such items as: timber engineering and designing, timber and forest products research, product development and wood chemistry. The bulletin has been especially prepared for young men who have entered industry since the war. 6 pp., illus., Timber Engineering Co., 1319 18th St., N. W., Washington 6, D. C.

Schoolroom Painting

How to Decorate Classrooms in the Harmon Technique. Booklet designed to help architects select physiologically and psychologically tested classroom color combinations according to the method developed in the Texas school system by Dr. Darell Boyd Harmon.

In five clearly separated steps, the booklet explains the procedure used in arriving at ten possible color combinations for child-centered classrooms, depending on the orientation and function of the rooms.

Also contained are complete formulas and painting specifications for each color combination, showing how the colors are mixed and where they are applied. 8 pp., illus., Luminall Paints, 3617 South May St., Chicago 9, Ill.

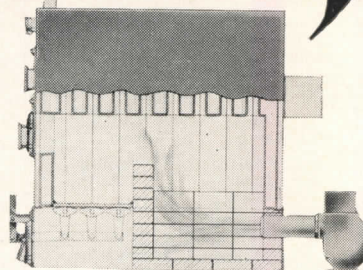
Acoustical Ceiling

Fibertone, the Quiet Ceiling with One Hundred Thousand Noise Traps. Describes what Fibertone is and tells how this acoustical material quiets noise economically. Application practices are explained and suggestions given as to where the material can be advantageously used.

Pattern possibilities are shown and

(Continued on page 216)

**FUEL SHORTAGES
or POWER FAILURES**



*... mean nothing
to this new boiler!*

Presenting
**The SMITH-MILLS RELIANCE
for larger homes**

Even the best automatically-fired boiler is subject to power failures, strikes, or curtailed fuel delivery or supply. Acknowledging this, H. B. Smith has designed a boiler for both normal and emergency operation. *If for any reason either fuel supply or electric power fails, the Smith-Mills RELIANCE still maintains heat in the home.*

An emergency grate makes this possible. With it, a coal or wood fire can be maintained by hand firing to give ample heat and domestic hot water as long as they are needed. Yet this arrangement in no way lowers boiler efficiency during automatic firing.


THE SMITH-MILLS RELIANCE IS NOT FOR EVERY HOME. But it is bound to have wide acceptance among those home owners who can afford the utmost in convenience and reliability. This in turn means bigger profits for the contractor, unequalled client satisfaction for the architect.

H. B. Smith

**CAST-IRON BOILERS
THE H. B. SMITH CO., INC.**

67 Main Street
Westfield, Mass.

Offices and Representatives
in Principal Cities



For the first time ever!
NOW YOU CAN GET
ALL THE G-E FLUORESCENT
LAMPS YOU WANT!



NOW'S THE TIME to take full advantage of all the design possibilities of fluorescent lamps. You no longer need worry about availability, because now you can get all the G-E fluorescent lamps you want!

FOR THE FIRST TIME since General Electric introduced this sensational light source ten years ago, production has at last caught up with the tremendous demand.

NEW FACTORIES now in operation are turning out G-E fluorescent lamps by the millions—all manufactured to those standards of quality that have made G.E. the first choice of buyers everywhere.

Always recommend lamps with this mark of quality . .




G-E LAMPS
GENERAL  ELECTRIC

ZINC SERVES YOU


Galvanizing (Zinc coating) insures long-time, low-cost service. For as long as iron or steel is coated with Zinc, it cannot rust. For satisfaction, use galvanized materials. They're "Sealed-in-Zinc" against rust.



TIME proves galvanized sheets stay stronger longer. Used as roofing and siding, they give buildings the "strength of steel" . . . the rust protection of Zinc. The "Seal of Quality" (above) is your guide to economy in buying galvanized sheets. It means they carry at least 2 oz. of Zinc per sq. ft. Galvanizing also lengthens fence life and service.



Galvanized products in the railroad industry guard bridges, cars, buildings, etc., against rust.



Strength, workability and resistance to heat as well as rust make galvanized sheets ideal for heating and air-conditioning.

FREE BOOKLETS

Fully illustrated and packed with practical information on galvanized sheets and Metallic Zinc Paint. Send for them, *today!*



AMERICAN ZINC INSTITUTE

35 East Wacker Dr., Chicago 1, Ill. Rm. 2604
Send me without cost or obligation the illustrated booklets I have checked.

- Repair Manual on Galvanized Roofing and Siding.
- Facts about Galvanized Sheets.
- Use of Metallic Zinc Paint to Protect Metal Surfaces.

Name _____
Address _____
Town _____ State _____

ARCHITECTURAL ENGINEERING

TECHNICAL NEWS AND RESEARCH

(Continued from page 214)

erection details included. The booklet concludes with a list of sizes, weights and sound absorption data. 8 pp., illus. Johns-Manville, 22 E. 40th St., New York 16, N. Y.*

Elevators

An Entirely New Concept of Elevator-ing. Discusses automatic supervision provided for six basic kinds of traffic flow in *Otis Autronic Elevatoring*. Stresses the flexibility of the system, highlighting the use of electronics. 12 pp., illus. Otis Elevator Co. 260 11th Ave., New York 1, N. Y.*

Garbage Disposer

Goodbye Garbage Can. Shows how disposer grinds wastes into fine particles and flushes them down drain in a fluid-like consistency. Commonly asked questions are answered. Specifications are included. 8 pp., illus. Mullins Mfg. Corp., Warren, Ohio.*

Steel Casements

Residence Steel Casements. Residence steel casements for homes of various types, steel basement windows and utility windows are described. Detail drawings of various installations and complete specifications are included. 12 pp., illus. Detroit Steel Products Co., 3113 Griffin St., Detroit 11, Mich.*

Building Materials, Equipment

Building Products Information Bulletin No. 52. Lists large number of recent improvements in building materials with products ranging from a safety detention screen for asylums to a pressure-treated, impregnated lumber for athletic stands and stadiums. Some of the groups included are: doors and windows, flooring, roof construction, tile, plumbing, shelving. The Producers Council, Inc., 815 15th St., N. W., Washington 5, D. C.

Wood Flooring


Connor's Laytite. Describes advantages of Laytite Floor together with installation and lumber grading procedure. A table is included for determining the footage of flooring required for different wood sizes. Space is devoted to methods of finishing a maple floor. 15 pp. The Connor Lumber and Land Co., Box 112, Marshfield, Wis.

Store Modernization

Store Modernization Guide. A compilation of articles dealing with new store fronts, floor plans, fixtures, floor coverings, lighting, air conditioning, traffic control, parking, space utilization, etc.

(Continued on page 218)

SPECIFY "Anchor"
AND YOU CAN RELY
ON 4 EXCLUSIVE
FEATURES



for LONGER-LASTING PROTECTION!

Whether you're specifying fence for factory, institution or home . . . Anchor Chain Link Fence is your best bet for four good reasons!

- 1 Deep-Driven Anchors hold the fence erect and in line, in any soil or weather, yet permit easy relocation at any time.
- 2 Square Frame Gates are amazingly free from warping, sagging.
- 3 U-Bar or H-Beam Line Posts are self-draining, rust-free and rigid.
- 4 Square Terminal Posts improve strength, durability, appearance.

They all add up to extra years of all-out protection for your clients, more satisfactory jobs for you. For more information on this tough, durable fence, write today for your copy of our free illustrated catalog. Contains structural diagrams, specification tables, installation photos, many types and uses of Anchor Chain Link Fence. Send for information to ANCHOR POST FENCE DIVISION, Anchor Post Products, Inc., 6600 Eastern Ave., Baltimore 24, Md.

Anchor Fence
Nation-wide Sales and Erecting Service



**Bill Smith, heating contractor,
has his own way of proving**



BASE-RAY RADIANT HEATING IS DRAFT-FREE

BASE-RAY* Radiant Baseboards, because of their unique construction and placement, provide a room-long source of clean *even* radiant heat. There are no cold spots or hot spots. No drafts. No objectionable air currents. In fact, BASE-RAY heating is so *uniform* the floor-to-ceiling temperature differential, even in zero weather, is less than 3 degrees.

And that's but one of many points of superiority you can claim for this *modern* heating method. Radiant Baseboards, because they replace the cus-

tomary wooden baseboard, are practically "invisible" when painted to match walls or trim. And because they are only 7" high and 1½" thick, Mrs. Home Owner can place her furniture and drapes precisely where she wishes without giving a thought to her heating units.

Burnham's Radiant Baseboards are an established product—proven through thousands of successful installations. Millions of people have already learned about this new and better way to heat their homes thanks to Burnham's consistent nationwide advertising in *Better Homes & Gardens*, *American Home*, *House Beautiful*, *House & Garden* and *Small Homes Guide*.



NOW! Increased Base-Ray production reduces delivery time.

Burnham Corporation

"PIONEERS OF RADIANT BASEBOARD HEATING"

IRVINGTON, N. Y., Dept. AR-108



*Reg. U. S. Pat. Off.

Mail coupon below for Booklet which gives ratings and installation data on BASE-RAY Radiant Baseboards.

Burnham Corp., Boiler Division Dept. AR-108
Irvington, New York

Please send me copy of "Ratings and Installation Guide" on BASE-RAY Radiant Baseboards.

Name

Address

City..... State.....

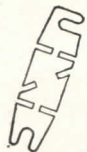
(Continued from page 216)

**How
PIERCE
FUSE
SURGE
CONTROL
SAVES TIME.. CUTS
PRODUCTION LOSS!**



Through a close control of the current surge which results from low or momentary high overload, PIERCE Fuses keep your production line humming. No unnecessary shutdowns . . . no lost labor time . . . no production sag, when PIERCE Fuses are in your plant!

Here's how PIERCE Fuses produce cost-saving Surge Control:



BALANCED LAG LINK — creates more lag at low overloads — where it is necessary and harmless; gives **Safe** lag at high overloads.



SCREEN VENTILATION — takes in cool air and allows escape of heat and gases, reducing unnecessary fuse blowing and banishing dangerous "afterblow".

GET THE FULL STORY of the cost-saving Surge Control features of Pierce Renewable Fuses. Write for descriptive folder--today!

**PIERCE
RENEWABLE
FUSES,
INC.**

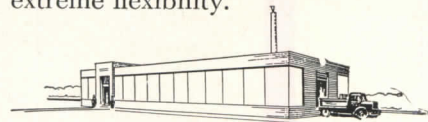


157
PACIFIC
AVE.
BUFFALO 7
N.Y.

How to Heat the In-Between Building

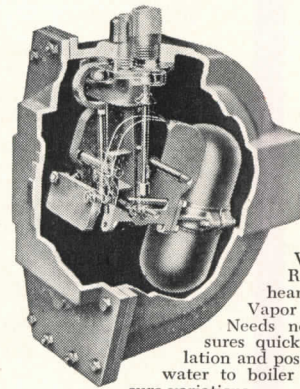
Here is ideal heating for the in-between building — the industrial plant, the 1 and 2-story business building, the very large residence, the warehouse and many other types of buildings. Here too is ideal heating for the building that is sometimes left unoccupied.

The Webster Type "R" System is vapor heating at its best because of its quick response to changes in temperature, its fast heating-up, extreme flexibility.



Typical of the in-between building best heated by Webster Type "R" Vapor System.

The Webster Type "R" System is used with coal, gas or oil-fired boilers . . . manual or automatic. Can be used with any type radiation—convectors, cast-iron radiators, unit heaters and indirect heating surface.



Webster Boiler Return Trap, heart of Webster Vapor Heating . . . Needs no motor. Assures quick steam circulation and positive return of water to boiler despite pressure variations.

There is only one limitation. Water must return to the boiler by gravity. The Webster Boiler Return Trap—heart of the Type "R" System—is automatic. Operates without power consumption.

Vapor heating has its place in modern building — an important place, too. Check on its applicability to your problem when deciding on the heating for the in-between building.

Address Dept. AR-10

WARREN WEBSTER & CO.
Camden, N. J. : Representatives In Principal Cities
In Canada, Darling Brothers, Limited, Montreal

**Webster
HEATING**

The guide describes special uses of glass blocks, ventilation, soundproofing, shelves, conveyor belts and many other items used for remodeling the store. 73 pp., illus. National Ass'n. of Retail Grocers, 360 N. Michigan Ave., Chicago, Ill.

Kitchen Equipment

Dream Kitchen for a Song. Illustrates entire line of *Kitchenaid* cabinet sinks, base and wall cabinets and accessories, and the *Mullinaid* kitchen waste disposer. The booklet also describes the features of the equipment and the straight line dishwashing method in a double bowl cabinet sink. 20 pp., illus. Mullins Mfg. Corp., Warren, Ohio.*

Unit Heaters

Pittsburgh Gas Unit Heaters, Series "C." Folder describing gas unit heaters that make use of cast iron heat exchangers. Safety features and applications are outlined. Specifications for six sizes, with output ranging from 68,000 to 172,000 Btu per hr. are included. 4 pp., illus. Automatic Gas Equipment Co., 301 Brushton Ave., Pittsburgh 21, Pa.

Concrete Floors

Wearproof and Dustproof Concrete Floors with Lapidolith. Outlined in this folder is a method to prevent concrete floors from becoming rough and rutted.

Cross-section drawings show how Lapidolith penetrates deep into concrete to produce a surface said to be close-grained, granite hard with a vitreous topping that stands up under heavy traffic, prevents formation of concrete dust, and protects floors against the deteriorating effects of industrial oils and chemicals. 6 pp., illus. L. Sonneborn Sons, Inc., 88 Lexington Ave., New York 16, N. Y.*

LITERATURE REQUESTED

The following individuals and firms request manufacturers' literature:

Leonard Heiferling, Student, 960 Avenue St. John, New York 55, N. Y.


Maurice C. Johansen, Student, 7296 Lyndover Place, Maplewood 17, Missouri.

Stanley T. Lewis, Student, 4328 East-West Highway, Bethesda, Maryland.

U. S. Engineering Co., 1335 East Passyunk Ave., Philadelphia 47, Pa.

Van Loos Decoradores, Caixa Postal 1499, Rio de Janeiro, Brazil.

Edmund D. Winstead, Designer, 232 W. University Ave., DeLand, Fla.



CABOT'S HOUSE PAINTS MAKE SATISFIED CLIENTS . . . HERE'S WHY

Cabot's Gloss Collopakes are house paints of the finest quality. They are made by the patented Colloping process which reduces pure pigments to particles 100 to

1000 times as fine as in ordinary paints and colloidally disperses them in the vehicle. Over 25 years of successful use prove their long lasting beauty and durability.

RICH, DURABLE GLOSS COLORS KEEP FRESH AND BRIGHT FOR YEARS

As a result of the Colloping process, Cabot's Paints flow together to produce a porcelain-smooth surface which shows no brush marks and resists the elements for

years. And because absolutely pure pigments and *no fillers or adulterants* are used, the colors in Cabot's Paints remain true, even after long exposure.


CABOT'S 29 LIVELY, NON-FADING SHADES GIVE FREEDOM IN COLOR SELECTION

Many of the shades found among our wide variety of colors are unique . . . obtainable from no other source. Cabot's Gloss Collopakes offer you 5 greens, 9 reds and browns, 6 blues, 2 creams, 2 grays, gloss white, black and Longfellow Yellow. We also offer Old Virginia White and our famous Double White.


WRITE FOR COLOR CARDS and complete information today. Samuel Cabot, Inc., 2189 Oliver Bldg., Boston 9, Mass.

Cabot's Collopakes

*Architect:
Philip B. Maber*



**NO TWIST-
NO PUSH-
NO PULL-**



**Just TOUCH
your lights on!**

**TOUCH-PLATE
LOW VOLTAGE
LIGHT CONTROL SYSTEM**

**At Last A TRULY
MODERN SWITCH**

Touch it and the lights go on... touch it again and they're off! No more conduits to light switches... multiple controls at negligible cost... new streamlined beauty and absolute safety... this is the revolutionary new Touch-Plate System for residential lighting control. If you're looking for the newest and the best, let us tell you the whole story... just drop us a card.

Approved by the
Underwriters' Laboratories



**THE RELAY DOES
THE WORK!**

**TOUCH-PLATE
DISTRIBUTORS, INC.**

2038-42 Bay Street
Los Angeles 21, California

REQUIRED READING

(Continued from page 30)

somewhat briefer treatment, though most of the problems confronted in site selection, layout technique, orientation, spacing, building codes and so on, are discussed and principal points are made clear by diagrams.

The book is abundantly illustrated throughout, with plans, elevations, layout schemes and diagrams. Four appendices are added for good measure, containing some of the most interesting material in the volume: detailed discussions of square versus row patterns, double building frontages, small house layout, and "A Tale of Two Neighborhoods."

TOWN AND COUNTRY PLANNING

The Planner's Notebook: A Compendium of Information on Town and Country Planning and Related Subjects. Edited by H. Myles Wright, M.A., A.R.I.B.A. The Architectural Press (13 Queen Anne's Gate, London, S.W. 1, Eng.), 1948. 6 by 9 in. xx + 390 pp. 30s.

It is good news for all concerned when a well edited reference is brought out dealing with a broad, complicated and largely uncatalogued subject. As such, THE PLANNER'S NOTEBOOK is a welcome and valuable addition to the roster of publications on city and country planning — welcome and valuable to planners in this country as well as in England, even though it deals exclusively with what is going on in the British Isles.

Containing 272 excerpts from or summaries of books and articles on planning, sensibly arranged alphabetically, the volume covers a wide range of subjects from advertising to zoning. Tables and charts abound, and a meticulous index makes it easy for the reader to find whatever is of immediate interest to him.

NEW EDITIONS

PLYWOOD

Modern Plywood. By Thomas D. Perry. 2nd ed. Pitman Publishing Corp. (2 W. 45th St., New York 19), 1948. 6 1/4 by 9 1/4 in. xvi + 458 pp., illus. \$6.00.

This new edition of MODERN PLYWOOD contains all the original material with many new subjects added and others enlarged. The entire text, furthermore, has been practically rewritten to remove the emphasis of the volume from the military, where it was perforce in the wartime first edition, to the commercial uses of plywood.

All the tremendous strides made by the plywood industry during the war

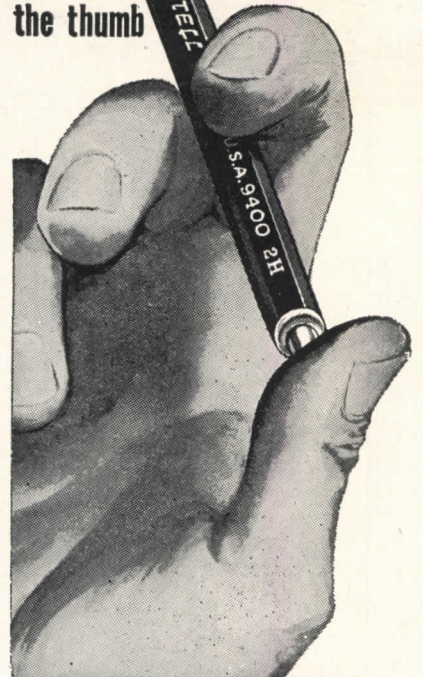
(Continued on page 222)

LOOK-One Hand!

A. W. Faber's quick-action
(black or colored)

LOCKTITE

refill
works
the thumb
drawing pencil
with a flip of
the thumb



- 1). Patented collet to hold lead in bulldog grip.
- 2). One-hand clutch operation to avoid touching lead and smearing fingers.

These are but two exclusive features which make LOCKTITE the favorite of professional men. Collet prevents lead breaking or slipping. Try this clean, balanced, sturdy mechanical beauty and you will surely want to own it.

Holds all standard graded drawing or retouching leads. Winner Techno-TONE No. 1930 assures best results.

ALSO AVAILABLE IN RED, BLUE, GREEN, YELLOW, CARMINE, ORANGE and WHITE —holding hardy WINNER Techno-TONE crayon leads for coloring, sketching and checking.


BLACK in degrees 4B to 9H. Sold at Stationers', art and drawing supply stores, photo supply shops and Blueprinters.

**GUARANTEED
OF COURSE!**

AW. FABER-CASTELL
PENCIL COMPANY INC. NEWARK, N.J.

Ready Now

Write for Your Copy!



Featuring
LIGHT CONTROL
SYSTEMS and
APPLICATION DATA

for

- Offices
- Schools
- Public Buildings
- Service Areas
- Churches
- Radio Studios
- Museums
- Hospitals
- Factories
- Outdoors
- Special Applications

Cranes
Test Cells
Sub-Stations
Spray Booths
and others



56 pages of authoritative, practical information for architects and engineers available without charge.

HOLOPHANE COMPANY, Inc.

Lighting Authorities Since 1898 • 342 MADISON AVENUE, NEW YORK 17, N.Y.
THE HOLOPHANE COMPANY, LTD., THE QUEENSWAY, TORONTO 14, ONTARIO

A

HOLOPHANE COMPANY, Inc.
342 Madison Avenue, New York 17

Please send us your New Datalog No. D-48 without charge.

FIRM NAME _____

ADDRESS _____


INDIVIDUAL _____

THERE'S STILL TIME TO MODERNIZE YOUR BOILER PLANT

WITH
**TODD
BURNERS**

You can replace obsolete equipment with Todd Burners and be ready for winter. The capacity of the Todd organization . . . world-wide distributors and facilities . . . standardized equipment . . . are your assurance of economy and efficiency in the burning of liquid and gaseous fuels. Take advantage of the long experience and "know how" of Todd engineers.

Oil Burners
Gas Burners
Combination
Oil and Gas
Burners



**COMBUSTION EQUIPMENT DIVISION
TODD SHIPYARDS CORPORATION**
81-16 45th Ave., Elmhurst, Queens, N. Y.

NEW YORK • BROOKLYN • ROCHESTER
BUFFALO • HOBOKEN • NEWARK • PHILADELPHIA
HARRISBURG • YORK • CHICAGO • CHARLESTON,
S. C. • BOSTON • SPRINGFIELD, MASS.
BALTIMORE • WASHINGTON • RICHMOND, VA.
ATLANTA • DETROIT • GRAND RAPIDS • TAMPA
GALVESTON • HOUSTON • MOBILE • NEW
ORLEANS • LOS ANGELES • SAN FRANCISCO
SEATTLE • MONTREAL • TORONTO
BARRANQUILLA • BUENOS AIRES • LONDON

REQUIRED READING

(Continued from page 220)

have been incorporated into the text, so that the book is now thoroughly up to date. The good features of the first edition, however, have been retained: the opening glossary, the history of plywood (expanded), the chapter-end reference lists and questions.

ARCHITECTS' BIBLE

Planning: The Architect's Handbook. By E. and O.E., with an additional section on farm buildings by Edwin Gunn. 5th ed. Hiffe & Sons, Ltd. (Dorset House, Stamford St., London, S.E. 1, Eng.), 1947. 9½ by 13½ in. 436 pp., illus. 21s.

The fifth (first postwar) edition of PLANNING is basically the same as the four preceding ones in that it is still designed to be a reference book for those who are engaged in designing and planning any or all types of buildings, and in no way attempts to be a treatise on the theoretical aspects of design or planning.

Published for *The Architect & Building News*, the volume is divided into 30 sections under such headings as Housing, Schools, Office Buildings, Clinics, Fire Stations, Crematoria. Over 600 diagrams are included.

ENGINEERING HANDBOOK

Simplified Engineering for Architects and Builders. By Harry Parker, M.S. 2nd ed. John Wiley & Sons, Inc. (440 Fourth Ave., New York, N.Y.), 1948. 5 by 8 in. x + 246 pp., illus. \$3.00.

First published in 1938, this textbook was written "to present to those having little or no knowledge of the subject simple solutions of everyday structural problems." It has now been thoroughly revised to correspond with new building code requirements, and has been augmented by new tables and new problems. Handy in size, concisely written, and still unburdened by complicated mathematics, it remains one of the most valuable books of its kind currently available.

LANDSCAPING THE HOME

New Designs of Small Properties: A Book for the Home-Owner in City and Country. By M. E. Bottomley, M.L.D. 2nd ed. The Macmillan Co. (60 Fifth Ave., New York, N.Y.), 1948. 6 by 9¼ in. 174 pp., illus. \$3.75.

A complete revision of the text, the addition of much new material, and all new illustrations have brought this 22-year-old treatise nicely up to date. Its many diagrams and sketches and its simple presentation make it an ideal book for the home owner, while the completeness of its coverage will find it a place on the architect's shelf as well.

The RESTORATION of COLONIAL WILLIAMSBURG

*A Reprint
of the December, 1935
Issue of*

ARCHITECTURAL RECORD

104 pages, bound in cloth
\$2.00 per copy

The Colonial Williamsburg Number of ARCHITECTURAL RECORD — issue of December 1935 — was sold out soon after publication but the entire editorial contents have been reprinted and bound in permanent book form with blue cloth covers.

Many thousands of these Williamsburg reprints have been sold but the demand continues unabated.

ARCHITECTURAL RECORD
119 W. 40th Street, New York, N. Y.


Enclosed is \$..... for which send..... copies of your reprint, *The Restoration of Colonial Williamsburg*, bound in cloth, at \$2.00 per copy. (Add 2% Sales Tax for New York City deliveries.)

Name.....

Address.....

City and State..... A.R.10-48

Whether
SANDWICH SHOP OR STOCKROOM...




Space is valuable in this modern, compact sandwich shop. Two Janitrol Unit Heaters mounted behind the partition require no floor space.



This stockroom added to original building couldn't be heated from main plant. A single Janitrol unit answered the problem.

Janitrol
GAS-FIRED
UNIT HEATERS
MEET EVERY
HEATING REQUIREMENT



Janitrol Unit Heaters are completely automatic, self-contained gas-fired heating plants. Installation is quick and simple, does not interfere with your business operations. When suspended from ceilings or hung from side walls no usable floor area is required.

From large plants with a hundred or more units to small retail stores with one Janitrol, thousands of users of Janitrol equipment have found the answer to economical, automatic and dependable heating.

When you want clean gas heat, insist on Janitrol, compare features and performance records. Your Janitrol dealer is listed in your phone directory.

Janitrol

A PRODUCT OF

SURFACE COMBUSTION CORPORATION • TOLEDO 1, OHIO


THIS ADVERTISEMENT IS CURRENTLY APPEARING IN NATIONAL MAGAZINES

Features that make


Janitrol
 "Easier to sell
 than sell against"

MULTI-THERMEX HEATING TUBES

Provide high heat transfer efficiency in more compact space. Available as one piece cast-iron sections or if specified, special high heat-resistant steel.




AMPLIFIER BURNERS




Patented ribbon type burner easily

interchangeable for various types of gases. Quiet operating. Combined with Multi-Thermex Heating Tubes for design compactness and efficiency.

DIRECT-A-FLOW PRINCIPLE



Large circular vanes act as fan guards, mask the back of the unit and even more important, they increase efficiency of air distribution over every square inch of the heat exchanger surfaces.



TIME-PROVEN PATENTED CONTROLS

Simple in design and operation. Require a minimum of service, long life is assured even under adverse operating conditions.

ACCESSIBILITY

Burner controls and pilot are easily reached by quick removable front, rear and bottom access plates. Flue canopy assembly is removed without removing flue pipe.

Delivered and Running!

**"Limited Budget" Electric Stairway
at J. C. Penney Co. in La Crosse, Wisconsin
first to go into operation**

AUGUST, 1948—a significant and memorable date in vertical transportation history.

On that date, the first new Westinghouse "Limited Budget" electric stairway installation went into operation at the J. C. Penney store in La Crosse, Wisconsin.

For months, we've been telling you about this new high quality, low cost electric stairway . . . about how it brings the sales-building advantages of electric stairways within your reach.

Now . . . we can show you the proof . . . the first installation to go into operation. And there are many others soon to be completed.

First to recognize the need for a quality stairway of this type, Westinghouse was also the first to design, build and deliver it . . . and first to complete its installation.


That's why you can be *sure* . . . if it's Westinghouse.

Note to store management: Put the sales-building Westinghouse "Limited Budget" Electric Stairway to work in your store. Orders placed now will be ready for delivery and installation immediately after your Christmas season. Call your local Westinghouse office or write to the Westinghouse Electric Corp., Elevator Division, 150 Pacific Avenue, Jersey City 4, N. J.

Note to architects and engineers: Call your local Westinghouse office for complete engineering data and specifications on the new "Limited Budget" Electric Stairway.

YOU CAN BE SURE . . . IF IT'S

J-98525


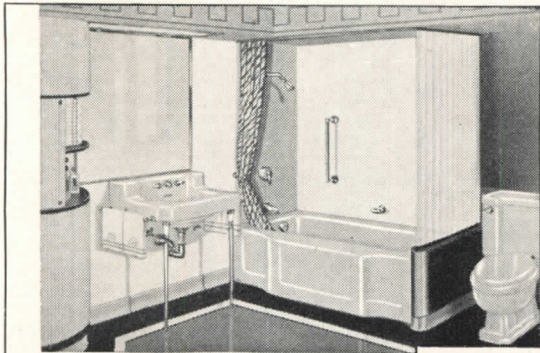
- 
- 32 INCHES WIDE
 - 5,000 CUSTOMERS PER HOUR
 - SERVES 7,000 SQ. FT. OF SELLING SPACE ON SECOND FLOOR
 - ENHANCES MERCHANDISE DISPLAY
 - ONE OF SCORES BEING INSTALLED IN THE U. S.

Westinghouse

Just Published!

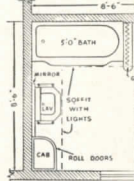
NEW KOHLER CATALOG

Complete, up-to-the-minute information on all Kohler products . . . A valuable guide to the planning and installation of first quality plumbing and heating.



Peachblow IN A PLEASING PRACTICAL ARRANGEMENT

There is an air of freshness and light that charms the eye in this basic color scheme of peachblow and pale green. The fixtures are grouped in a pleasing ensemble, with easy, comfortable access to each, combined with economy of space. The curving lines of the cabinet, with its smart slide-away doors, complement the graceful design and soft glowing beauty of the peachblow fixtures. The fluted glass partition above the stub wall at the rear end of the recess bath further emphasizes the effect of airy lightness. The linoleum floor is durable, easy to clean. A light panel recessed in the soffit above the lavatory ensures plenty of evenly distributed illumination before the spacious mirror.




KOHLER OF KOHLER

Illustrations in full color show complete installations, with floor plans, that are helpful in planning and decorating rooms of different dimensions, and for various budgets. They contain practical information on storage and other facilities.

MATCHED SETS

Suggestions for the Selection of Fixtures

Small rooms look better when their contents have the same basic design. This gives unity of effect—an important principle in decoration. You can get this effect easily with Kohler plumbing fixtures. Kohler fixtures harmonize in proportion, line and color. They have dignity and simplicity, the result of sound structural design. There are many ways to group them attractively in matched sets. Note how Kohler fixtures are grouped in such matched sets on these and the color plates on preceding pages. Fixtures in the various sets range in price and size from those suitable for large homes to those used principally in medium and low-cost homes.




- SET 55**
K-528-E—Cosmopolitan bath—5 foot.
K-1760-F—Jonestown vitreous china pedestal lavatory—24x20-inch.
K-3665-PB—Boltan close-coupled closet.
- SET 62**
K-528-A—Cosmopolitan bath—5 foot.
K-1740-C—Chesapeake vitreous china ledge lavatory—20x18-inch.
K-3665-PB—Boltan close-coupled closet.
- SET 70**
K-328-H—Cosmopolitan bath—3 foot.
K-2780-C—Washbasin enamelled cast iron pedestal lavatory—24x20-inch.
K-3705-PB—Wellworth close-coupled closet.

KOHLER OF KOHLER

Pages like the one above provide useful suggestions for matched sets—showing how to achieve unity of effect with fixtures in groups suitable for large, medium, or low-cost homes.

This is a reference book of permanent value—filled with information that will help you. The catalog tells of the materials, the research and engineering, the careful workmanship and many inspections that maintain Kohler quality. Distribution of the new K-48 is now being made. If you do not receive your copy in due time, please write. Kohler Co., Dept. 3-C, Kohler, Wisconsin.


COSMOPOLITAN—ENAMELED



COSMOPOLITAN K-525-F

COSMOPOLITAN
K-525-F—Both, recess, left outlet, with fittings illustrated.
K-525—Both, recess, left outlet, less fittings.

Fittings
K-7025—Shower and bath fitting with 1/2-inch Niedecker mixer, diverter spout, shower head, pop-up drain.
K-9710—Curtain rod.
K-9730—Curtain hook and chain.
 (Curtain and pipe not furnished.)
K-518-F—Bath, recess, right outlet, with above fittings.



COSMOPOLITAN K-525-A

COSMOPOLITAN
K-525-A—Both, recess, left outlet, with fittings illustrated.
K-525—Both, recess, left outlet, less fittings.

Fittings
K-7030—Shower and bath fitting with 1/2-inch valves, diverter spout, shower head, pop-up drain.
K-9710—Curtain rod.
K-9730—Curtain hook and chain.
 (Curtain and pipe not furnished.)
K-518-A—Bath, recess, right outlet, with above fittings.
 (Curtain and pipe not furnished.)

| | | | |
|------------------------------------|---------|---------|---------|
| Size | 4'0" | 5' | 5'6" |
| Length overall | 54" | 60" | 66" |
| Length between finished walls | 52 1/2" | 58 1/2" | 64 1/2" |
| Width over all at ends | 31" | 31" | 31" |
| Width over all at center | 33" | 33" | 33" |
| Width from finished wall at ends | 20 1/2" | 20 1/2" | 20 1/2" |
| Width from finished wall at center | 22 1/2" | 22 1/2" | 22 1/2" |

Recess rim 3/4" rim of angle 1/4", depth inside 1 1/2", height from floor 15 1/2", length overall 37".

24

KOHLER OF KOHLER

KOHLER OF KOHLER


Hundreds of illustrations, with the latest specifications and data covering every Kohler product for bathroom, kitchen, wash-room or laundry—and special installations for hospitals, industrial buildings and other institutions.

PLUMBING FIXTURES • HEATING EQUIPMENT • ELECTRIC PLANTS

ARCHITECTURAL RECORD



Versatile Agitair Type R's placed around columns blend perfectly with surroundings and provide 100% air distribution in the Old White Club of The Greenbrier.



THE Greenbrier

"America's Most Beautiful Resort"

Relies on AGTAIR

"America's Most Versatile Diffuser"

At the Greenbrier, White Sulphur Springs, W. Va., famous for luxurious comfort, you'll find Agitair Type R's providing correct air distribution. And no wonder, for here is a diffuser that offers the rare combination of efficiency plus beauty.

Yes . . . you'll find these superior diffusers

everywhere — in smart hotels the world over, in restaurants, theaters, offices, homes . . . yes everywhere. *Write for complete data.*

AIR DEVICES, Inc.

17 East 42nd Street, New York 17, N. Y.


Ceiling Air Diffusers Air Filters Roof Exhausters

There are no

**IFS,
ANDS,
OR
BUTS**

**about keeping warm this winter
when you specify**

Automatic Anthracite Equipment...



**AUTOMATIC ANTHRACITE
STOKERS**

When installed in an existing boiler or furnace and in new houses, reliable automatic hard coal stokers quickly deliver *plenty* of steady, comfortable heat . . . save up to 50% on fuel bills . . . eliminate fuel worries.

Home owners won't have to keep thermostats turned down to the uncomfortable 60's and 70's to conserve fuel. They can have *all* the heat they want, *when they want it!*

*Approved
Automatic
Anthracite Stokers*

ALLEN STOKER
ANCHOR STOKER
CATSKILL STOKER
COOPER STOKER
ELECTRIC FURNACE-MAN

FAIRBANKS-MORSE STOKER
FUEL SAVERS STOKER
IRON FIREMAN
MOTORSTOKOR
STEWART-ROGERS STOKER
VAN WERT STOKER

Here's the best answer to shortages of other fuels and soaring costs!

Regardless of the heating requirements of your houses, there's an anthracite heating unit to fill your needs.

Automatic anthracite heating equipment cuts fuel bills! This is an important fact these days of soaring costs. Important to you, the architect . . . important to the home owner.

Anthracite is in no danger of short supply. There will be plenty of hard coal to keep owners of your houses warm and comfortable this winter and for years to come.

A whole winter's supply of hard coal can be stored easily. This eliminates all worry about fuel for the entire cold season.

Home owners want clean, comfortable, economical, worry-free heat—and plenty of it! They have *just that* when you specify automatic anthracite heating equipment.

✓ ✓ ✓


Look over the two main types of automatic heating equipment shown here then get more detailed information from us.



ANTHRACITE INSTITUTE

101 Park Avenue

New York 17, N. Y.



THE REVOLUTIONARY ANTHRATUBE

The Anthratube saves up to 38% on fuel bills. Its proven efficiency is over 80%. This compact design with "Whirling Heat" and other revolutionary features, produces quicker response and superior performance compared with heating units using other types of fuel.

This unit burns an economical size of plentiful anthracite. It's completely automatic from bin feed to ash removal. It delivers up to 130,000 B.T.U's.

*Approved
Manufacturers
of the Anthratube*

AMERICAN BOILER WORKS
AXEMAN-ANDERSON COMPANY
BETHLEHEM FOUNDRY & MACHINE CO.

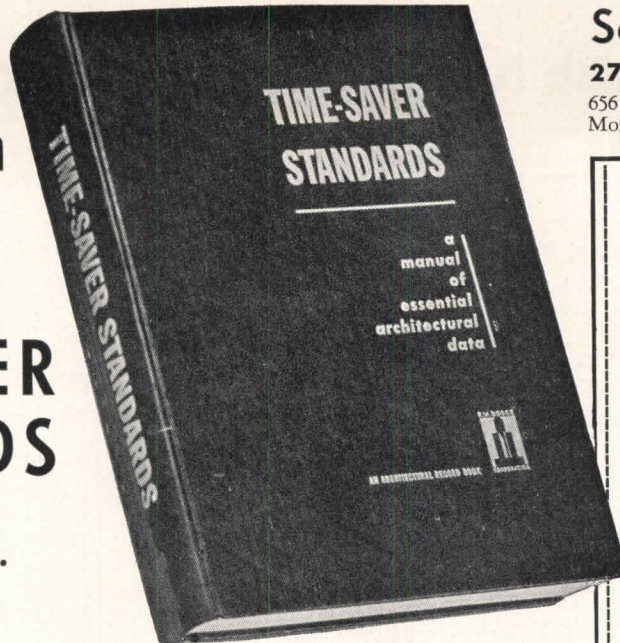
Available



Again

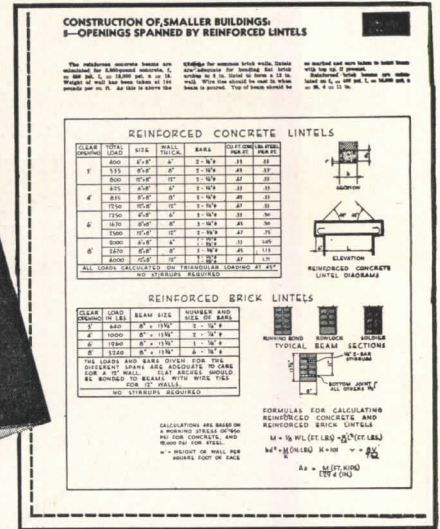
TIME-SAVER STANDARDS

Architectural Record's
ten-year collection . . .
all in one volume



Second Printing

277 Time-Saver Standards —
656 Pages; 12-Page Master Index; Size 8½ x 11.
More than 1,000 illustrations, charts, diagrams



IN RESPONSE to insistent demand for more copies, here, reprinted again in one volume of encyclopedic size, are virtually all the Time-Saver Standards ever published — 277 of them — exactly as they appeared originally in *Architectural Record* and *American Architect* during the past ten years — with one 12-page master index!

Just off the press, for immediate delivery to you, is this work of 656 pages, with a mailing weight of 4½ lbs., containing a complete collection of these now famous authoritative monographs on technical aspects of construction dealing with

- **Architectural Design** • **Materials Technology**
- **Engineering Data** • **Building Practice**

Designed for the practical guidance and every-day use of architects, engineers, specification writers and building technicians, TIME-SAVER STANDARDS will bring you a wealth of detailed information on design and building practice . . . carefully selected from the works of the nation's leading building designers and engineers.

Well-Organized 12-page Index

This wealth of data is carefully organized and painstakingly presented. It is so thoroughly indexed that there are 1,856 references and cross-references . . . occupying *twelve pages* of closely set print.

Experience shows that a single item in TIME-SAVER STANDARDS can well save hundreds of dollars in economy construction . . . save many hours of *your* valuable time. Yet you can now place this concise and well-organized planning data at your command for the nominal sum of \$12.00 — provided you act now.

Order Your Copy Now

The first printing of TIME-SAVER STANDARDS last November was sold out almost before publication. Now an unanticipated flood of re-orders — for extra copies and multiple copies — on top of new orders indicates the second printing will soon be snapped up.

So get your copy now. Don't get caught on a long waiting list. Simply fill out the coupon at right, attach your check or money order for \$12.00, and mail today. Your copy will be rushed to you without delay.

These telescopic outlines of only a very few of the 277 Standards give a quick idea of the detailed treatment accorded each subject.

Dry-wall Construction. Materials applicable. Fiber board. Fiber insulation board. Planks and tileboards. Hardboard. Gypsum wallboard. Plywood. Cement asbestos. Plastics. Composite and self-supporting walls and partitions . . . Advantages. Handicaps. Costs. Terminology. Classifications and sizes. Framing and furring. Joints. Nailing and cementing. Flexible fasteners. Finishing. Simplified practices. Uses. Applications. References.

Heating—Unit Heaters. Typical Heat sources. Boiler capacity. Characteristics. Location. Selection data. Capacities. Controls. Fresh Air connections. Pipe connections. Louvres. Grilles. Deflectors.

Basement Waterproofing. Impermeability of concrete cracks and joints in masonry. Hydrostatic pressure. Recommended concrete mixtures. Effect of curing time on permeability. Integral and membrane methods. Plastic and iron coating. Cement-base coatings.

Folding Partitions. Center hung doors. Pair-operated doors. Pockets. Passage through closed partitions. Door construction and soundproofing. Rolling partitions. Folding fabric partition.

Lighting. Recommended levels of illumination. Fixtures for filament and mercury lamps. Luminaire spacing. Room index. Coefficients of illumination. Layout suggestions. Conformity with structural design. Computed values of illumination. Lumen output of lamps.

Noise Reduction Acoustical Materials. A rule-of-thumb answer to what noise coefficient to use. Special applications. Materials for plastic application. Costs. Appearance. Design. Fire resistance. Light reflection. Heat transmission. Lighting. Pre-cast materials. Effect of paint. Acoustical Units: Wood framing; metal suspension systems.

ARCHITECTURAL RECORD BOOK DEPARTMENT
119 West 40th Street, New York 18, N. Y.

Enter my order for _____ copies of
the second printing of the 656-page TIME-SAVER
STANDARDS at \$12.00* a copy. I enclose \$_____

*Add 24 cents for New York City delivery — \$12.24 in all.

Name _____

Address _____

City _____ Zone _____

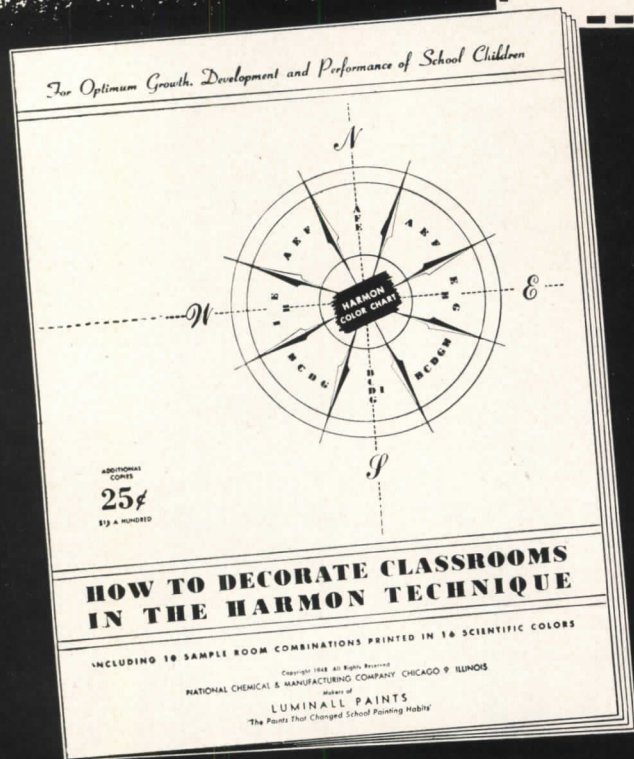
State _____

**Send for your
FREE COPY**

**School Department, Luminall Paints
Chicago 9, Illinois**

Please send me a FREE copy of "How to Decorate Classrooms in The Harmon Technique" including 10 sample room combinations printed in 16 scientific colors.

NAME.....
 TITLE AND SCHOOL.....
 STREET.....
 CITY..... STATE



**Every Architect Needs a Copy of
"HOW TO DECORATE CLASSROOMS
IN THE HARMON TECHNIQUE"**

With this booklet, just off the press, you can duplicate the painting of schoolroom walls and ceilings as recommended by Dr. D. B. Harmon. The Harmon Technique has produced remarkable educational and physical betterments in school children as shown at Rosedale (Austin, Tex.) and elsewhere.

This booklet greatly simplifies the decorating procedure of the Harmon Technique. You follow the directions in each of five steps. A chart indicates approved color combinations from which you make your selections; 16-color printing shows you the colors and how they will look on the wall; complete formulas are given for mixing the paint colors and applying Luminall Paint.

The Harmon Technique is scheduled to be discussed editorially in several leading national magazines. Luminall paints' own advertising to the general public on the Harmon Technique will appear shortly.

Send today for your Free copy of "How to Decorate Classrooms in the Harmon Technique." Additional copies may be purchased at 25c each . . . or \$15 per hundred copies.

**SCHOOL DEPARTMENT, LUMINALL PAINTS
CHICAGO 9**

DARELL BOYD HARMON
 4214 WILBIRE PARKWAY
 AUSTIN TEXAS


June 15, 1948

Mr. John Marshall Ziv
 Color Consultant
 Luminall Paints Division
 National Chemical & Mfg. Co.
 3217 S. May Street
 Chicago 9, Illinois

Dear Mr. Ziv:

I have carefully examined the printer's proofs for your proposed brochure, "How To Decorate Classrooms In The Harmon Technique". The material covered is in full accordance with the reflectance, color mixing and orientation specifications developed in the Rosedale School coordinated classroom lighting experiments.

Schools meeting the minimum fenestration, artificial lighting, equipment and other specifications of our experimental classrooms should be able to reproduce the light distribution patterns and results we attained at Rosedale, if they use the decoration treatments in the new brochure.

Sincerely yours,

 Darell Boyd Harmon

DHM/amd

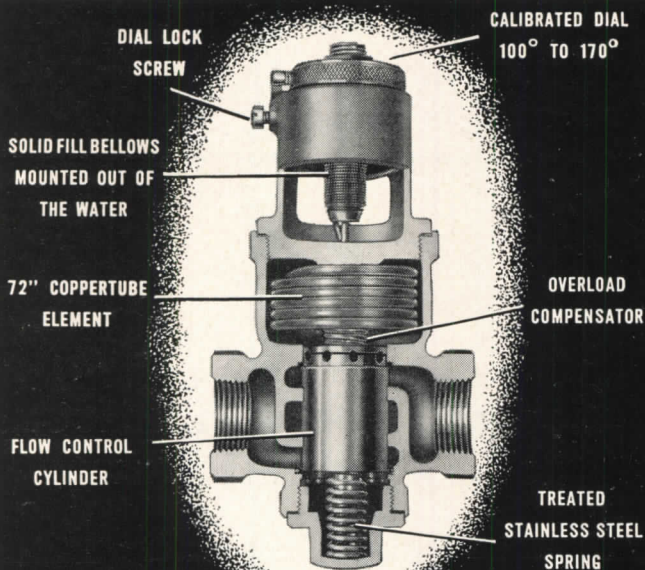


LUMINALL

the light-reflective
paint for interiors

New

SYMMONS "TEMPERING- CONTROLLER"



THE "TEMPERING-CONTROLLER" THAT GIVES . . .
1st — POSITIVE, ACCURATE CONTROL
2nd — LASTING PERFORMANCE

HERE ARE THE FACTS:

1. A thermostatic unit with solid fill bellows mounted out of water in a protected chamber open to atmosphere. Not subject to the deteriorating action of its own flow. Interchangeable, easily removable unit.
2. Accurately maintains constant discharge temperature at outlet, regardless of tank or tankless heater temperature variations.
3. *Automatically* compensates for all normal pressure changes.
4. Install at heater as a Master Control or anywhere along the line as a Zone Control.
5. Discharge temperature is set on a *calibrated* dial marked in units of 10 degrees with a 5 degree space between. Eliminates guesswork in setting valve, especially on temperatures above 120°. Temperature settings from 100 to 170 degrees.
6. Available in following sizes:
 $\frac{3}{4}$ " delivers approximately 20 G.P.M. @ 50 P.S.I.
 1" delivers approximately 35 G.P.M. @ 50 P.S.I.
These capacities are far greater than ordinary tempering valves.
7. Guaranteed by Symmons to be entirely as represented.

Send for bulletin and price.


Use in Homes, Beauty Shops, Restaurants, Clubs, Hotels and Institutions as a Master Control, or as a Zone Control where scalding water is needed for some purposes but is both dangerous and wasteful for others.

**BY THE MAKERS OF SAFETYMIX,
 WORLD'S LEADING NON-SCALD
 SHOWER VALVE.**

Symmons ENGINEERING COMPANY
 791 TREMONT ST., BOSTON 18, MASS.



Cat. No. 388 — Downlight
 Price \$22.00



Cat. No. 1591 — Lekolite
 Price \$55.00

CENTURY offers every phase of lighting equipment for the stage and auditorium including Fresnelites, Borderlights, Footlights, Dimmers, Exit Signs, Beam Light Projectors, Projectolites and Recessed Lens Units.

Stanley McCandless, associate professor of lighting, School of Fine Arts, Yale Univ., and development engineer for Century Lighting Company, has prepared an instructive folder "Lighting the School Auditorium and Stage" which will be mailed on request.

CENTURY Lighting Equipment is *ENGINEERED* Lighting Equipment.

CENTURY LIGHTING Inc.

419 West 55th Street, New York • 626 N. Robertson Blvd., Los Angeles

HOLLOW METAL

5 ACRES OF ONE-FLOOR FACTORY
 designed for straight line, efficient production



As specialists in the fabrication of bronze, aluminum, steel and stainless steel, we offer our services wherever hollow metal doors, interior trim, elevator enclosures, cold rolled mouldings and metal specialties are required.

**JAMESTOWN METAL
 CORPORATION**
 104 Blackstone Avenue
 Jamestown, N. Y.

*Thirty brilliant seconds
are not enough*



A human life

often hangs upon a few seconds of skillful surgical action.
But other factors are equally important.

Hygiene is one of these factors —
an absolute necessity for surgical success.

Marble is a hygienically perfect surface.

It will not harbor germs nor foster unpleasant odors.

It needs only the simplest attention to maintain or clean.

*Information about Marble
and Marble Service
will be given promptly by the
Marble Institute's Managing Director
Romer Shawhan, R. A.*



**Marble Institute
of America, inc.**

108 FORSTER AVENUE, MOUNT VERNON, N. Y.



Custom Chairs by Wisconsin Chair Co., Port Washington, Wis. in MacDonald and Campbell Shoe Department, Phila.

... gives your clients these advantages ...

Versatile Beauty—Duran in pastels—rich deep colors—distinctive luxury on furniture, walls, doors and panelling.


Inviting Comfort—Duran all-plastic—superbly pliant—soft and pleasant to touch.

Long Wear—Duran resists scuffing, peeling—unexcelled for fade-resistance—smears and food stains clean off easily.

Build lasting client satisfaction. Specify nationally advertised Duran for new installations, reupholstering or redecorating. Samples on request.

THE MASLAND DURALEATHER COMPANY
3236-90 Amber St., Philadelphia 34, Pa.

Do it better . . . Cheaper



WITH
CHINC

*That
Amazing
New Metal*

HIGH grade zinc, copper and magnesium are combined to produce a tough, strong, workable sheet metal at less than half the cost of 16 oz. copper.

Can't rust, solders easily, forms readily, doesn't stain white trim, doesn't corrode in mortar joints, and stands up at the seashore where so many metals meet their doom.

Made in rolls, strips, sheets and a full line of rain carrying equipment, including gutters and downspouts, all 26 U. S. gauge. Meets government requirements for housing.

Sold by distributors everywhere.

Send for literature and sample. Another CHENEY Product.


FOR FLASHING
1-VALLEYS
2-CHIMNEYS
3-WINDOW FRAMES
4-EAVES
5-RIDGES
6-GUTTERS-
DOWNSPOUTS
7-TERMITE SHIELDS

THE ALLAN CORPORATION
623 Prospect Street Trenton 8, New Jersey

INCLUDE HAWS FOUNTAINS IN YOUR PLANS

HAWS MODEL 7D . . .

Vitreous china drinking fountain with the Haws sanitary angle stream, automatic pressure regulator, concealed flow regulator screw. Working parts accessible . . . without detaching fixture from wall.




HAWS

DRINKING FOUNTAINS

. . . with the shielded stream head, safely guard health by providing fresh, cool drinking water, with complete sanitation. Specify HAWS Drinking Fountains and Electric Water Coolers in the buildings you are planning. They are modern in design, dependable in operation, simply installed and easily maintained. Write for your copy of the HAWS Catalog today! The HAWS complete line of drinking water fountains permits the selection of a model and design that will meet your requirements.

HAWS DRINKING FAUCET CO.

1441 FOURTH STREET (Since 1909) BERKELEY 10, CALIFORNIA
Agents and Sales Representatives in All Principal Cities



SPACE SAVING—A FACTOR . . .

Streamline
TRADE MARK REG. U. S. PAT. OFFICE

**HELPS
PROVIDE
IT!**

Conservation of space is a very important consideration, especially in large public buildings and hotels. The more space that can be utilized for rentable apartments, the more income produced. Since STREAMLINE Fittings are not connected by flaring or threading, no room is required for wrench play to tighten the Fittings into place, nor need any allowance be made for protruding valve stems, which on threaded pipe, must be swung in an arc to secure. Valves and fittings are installed in a minimum of space, they are located exactly where required, and soldered.

The installation of STREAMLINE Copper Pipe and Solder Type Fittings under normal water conditions assures many, many years of trouble-free, efficient service at low cost. Copper and bronze do not rust. STREAMLINE Pipe is made from pure copper. STREAMLINE Fittings are manufactured in copper and bronze.

Copper Pipe loses less heat by radiation than ferrous piping, particularly if the surface is kept polished, although copper itself is a very rapid conductor of heat. Therefore, it naturally follows that there is considerably less loss when the heated element, water or steam, is being conveyed from the point of generation to the points of distribution through copper pipe of uniform, unclogged, internal conducting area.

Plan on specifying and installing STREAMLINE Copper Pipe for new construction — or for replacement.

STREAMLINE
PIPE AND FITTINGS DIVISION
MUELLER BRASS CO.
PORT HURON, MICHIGAN



TERRAZZO in action

WHEN THE HEAT'S ON . . .

Terrazzo

HELPS RADIANT HEATING

Terrazzo is a boon to *Radiant Heating*, the modern new method of concealed-in-the-floor radiation. By providing a smooth, colorful and durable finish, unaffected by embedded heating pipes, Terrazzo meets engineering requirements. In fact, Terrazzo improves Radiant Heating because its marble content provides a superior heat-conductor which radiates heat from the pipes quickly and efficiently. Marble-hard, concrete-durable Terrazzo requires no refinishing, no painting, no costly repairs. Specify Terrazzo — and you build economy into your floors.



Write for a Free AIA Kit—
a complete reference work
about TERRAZZO, the once-
in-a-lifetime floor.

**THE NATIONAL TERRAZZO AND
MOSAIC ASSOCIATION, INC.**

1420 New York Avenue, N. W., Dept. R, Washington 5, D. C.

STOP that **WATER**
with **FORMULA # 640**

**A Clear Liquid Waterproofing
for Old or New Construction**

PENETRATES deeply—one inch or more—is not a surface treatment. Brush, spray, or float on stone, cast stone, concrete, mortar, stucco, tile, brick, plaster, wood, wall board — any absorbent material.

WATERPROOFS, preserves, prevents dusting of floors, surface dirt washes away in rain.

FORMULA No. 640 is a balanced formula of seven different waxes and resins in a hydrocarbon solvent.

ACID-ALKALI proof — does not oxidize, unchanged by temperature.

PERFORMANCE — It is our opinion it will last as long as the concrete, mortar, stucco, etc., lasts.

OIL PAINT saponifies on cement unless sealed first with Formula No. 640.

APPLY to either side: **The pressure side, or opposite side** — it is equally effective.

HYDROSTATIC PRESSURE — A 20 foot head has been held by Formula No. 640.

CUTS WATERPROOFING COSTS because it applies three times as fast as paint, requires no special technique. No preparation — comes ready to apply. Eliminates necessity of furring. Concrete floors and walls need no membraning.

KEEPS IN ALL CLIMATES • **HARMLESS TO USE**
GOOD COVERAGE • **MODERATE PRICE**

WRITE OUR ENGINEERING DEPARTMENT for office test kit, technical data, or regarding any special problem.
J. Wilbur Haynes, Engineer

OTHER PRODUCTS: Formula No. 640 Toxic, combines waterproofing with termite and fungus protection; cement hardener; cement paint; floor mastic; roof coatings, etc.

HAYNES PRODUCTS CO.

4007 FARNAM STREET • OMAHA 3, NEBRASKA



Section 9a/8

HOW TO SET A STANDARD

Memo

We are extremely sorry that in this advertisement, which recently appeared in this and other publications, we erroneously referred to Radio Station WFMY as WIMY, and placed it in South Carolina instead of North Carolina.



Lockwood Ambassador Hardware, selected for the new WIMY building, Greensboro, South Carolina. Right, Ambassador Entrance Set; left, Ambassador Lever Lockset for vestibule and office doors. All Ambassador Hardware applies directly to doors with concealed screws, lending charm to the design and furnishing complete satisfaction in use.

Lockwood makes it easiest for you to specify hardware for every type of building — for every decorating or architectural plan — from its catalog of "Standard Specifications." You'll find this in Sweet's for 1948, or write for your own free copy.

Lockwood

HARDWARE MANUFACTURING CO.

Division of Independent Lock Company • Fitchburg, Massachusetts

HOTEL FAUST
Rockford, Ill.

Writing about FABRON, Mr. Walter T. Holmquist, the manager, says, "Our experience in using FABRON exclusively in our guest rooms has proved very satisfactory and has fully justified all the claims that you have made for your excellent product."



FABRON not only decorates the wall . . . it prevents plaster troubles, too!

UNLIKE conventional interior finishes, FABRON is far more than just a decorative wall treatment: it prevents plaster troubles as well.

Layers of plastic, fused to a sturdy canvas base and topped off with the finest lacquer paints, present a water-proof barrier to moisture penetration. Thus, FABRON seals off the wall surface against seasonal atmospheric variations which expand and contract plaster, causing cracks. Moreover, its tensile strength resists settling cracks, a common cause of redecorating expense in buildings both new and old.

FABRON's plastic composition actually toughens with age . . . resists scuffing and hard usage. And its colors


are sunfast . . . completely washable . . . assuring fresh, attractive surfaces long after conventional finishes have required redecoration.

More than 180 FABRON patterns and colors permit a decorative latitude unmatched by conventional treatments. Before specifying the interior finish for your next project, make sure you have full details on FABRON—the dual-function wall covering that protects while it decorates!

IMPORTANT TO YOUR INSTITUTIONAL CLIENTS! FABRON prevents fire spread. Every roll carries the label of the Underwriters' Laboratories, Inc. . . . a unique advantage of this truly modern wall covering.

Fabron
REG. U. S. PAT. OFF.
the canvas-plastic-lacquer wall covering

FREDERIC BLANK & CO., INC.
Established 1913
230 Park Avenue, New York 17, N. Y.



FREDERIC BLANK & CO., INC., 230 Park Avenue, New York
Please send us samples of Fabron and information concerning its use in:

- Hospitals
- Restaurants
- Hotels
- Offices
- Schools
- Apartments
- Theatres
- Residences

Name

Address

City & Zone..... State.....

AR 10-48

More than 10,000 families are living in these two famous New York housing projects

STUYVESANT TOWN and PETER COOPER VILLAGE

are comfortably heated by

DUNHAM "VARI-VAC" DIFFERENTIAL HEATING SYSTEMS

and DUNHAM CONVECTORS

"VARI-VAC" Gives **ACCURATE TEMPERATURE CONTROL** meeting exactly all changing weather conditions
UNSURPASSED COMFORT: No overheating • **UNMATCHED FUEL SAVINGS** reflected in lower rental rates • **REDUCED OPERATING AND MAINTENANCE COSTS**



HERE'S HOW IT'S DONE

Steam under varying vacuums permits the reduction of steam temperature in piping and radiation to as low as 133° instead of a 212° fixed steam temperature. Cooler steam is circulated in mild weather and/or when inside building conditions require less heat. No cold convectors—each convector, regardless of location, receives its required supply.


A Vari-Vac System to fit any size job or budget



HEATING MEANS BETTER HEATING

C. A. DUNHAM COMPANY, 400 West Madison St., Chicago 6, Ill.
 Toronto, Canada • London, England



Copyright 1948



America's Foremost Line

"For Every Thirst Problem"

It's a known fact that most people drink *less* water than they should. That's why it's important that your plans call for electric water coolers at enough convenient locations to *remind, and invite,* building occupants to drink the water they need. And you get best results when you specify OASIS Electric Water Coolers. In addition to maximum thirst satisfaction, they assure the long life and low-cost dependability you expect from the *world's largest maker of electric drinking water coolers.* Models for every need. Write for details.



The EBCO Manufacturing Co.
 401 W. Town St., Columbus 8, Ohio
 Please send OASIS Electric Water Cooler specifications to:

NAME
 FIRM
 STREET
 CITY ZONE STATE



Available Now!


CHENEY
FLASHING

3-Way Bond

16 OZ. COPPER

CHENEY
FLASHING
REGLET

16 OZ. COPPER



CHENEY FLASHING is again being made by the original inventor who pioneered the art of thru-wall flashing eighteen years ago.

No thru-wall flashing can operate successfully unless it has the two very important features that are found in CHENEY FLASHING—proven weep-hole drainage and the three-way bond, vertical as well as longitudinal and lateral.

Remember, the inferior two-way flashings, crimped copper and membranes, have neither the vertical bond nor do they drain moisture from the wall fast enough. Furthermore, their first cost advantage has disappeared because today Cheney Flashing is no longer a specialty—it's a standard commodity.

WRITE FOR
 DESCRIPTIVE FOLDER Dept. R

CHENEY FLASHING CO. Trenton, N. J.

Get Guaranteed Dimensional Stability

with The New Weldwood Flush Veneer Door

New Mineral Core and Precision Manufacture give Weldwood Flush Veneer Doors Extraordinary Dimensional Stability

These beautiful new wood-faced doors always measure up. They won't swell in summer . . . won't shrink in winter.

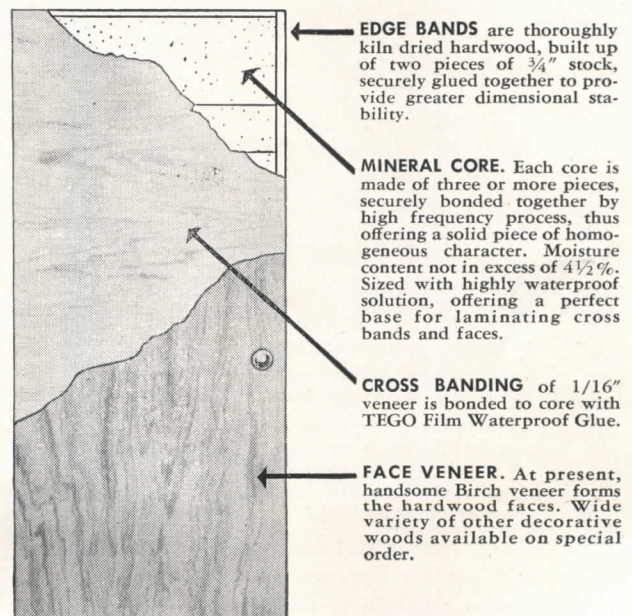
The new mineral core of the Weldwood Flush Veneer Door gives it such a degree of dimensional stability that we back it with the most sweeping guarantee ever given by any manufacturer.

Weldwood Doors are guaranteed against warpage or binding in opening due to any dimensional changes in the door.

Here indeed is a superior door. Just go over this checklist of advantages:

- 1 PERMANENT BONDING** of veneers to core and banding with TEGO Film Waterproof Glue by hot plate process.
- 2 VERMIN AND DECAY PROOF** mineral core resists fungus, decay and termites for the life of the structure.
- 3 INSULATING PROPERTIES** are superior to double glazing, such as opening protected by storm door . . . when door is installed in an exterior opening with weather stripping.
- 4 EXCELLENT VAPOR BARRIER.** TEGO Film Phenolic Glue bond provides a completely effective moisture barrier.
- 5 INCOMBUSTIBLE MINERAL CORE.** Core has a fibrous binder with a nominal density of 20 lbs. per cubic foot. This material has a sturdiness which assures proper performance of door under the most severe conditions.

We'll be glad to rush you full specifications on this new door. Write or contact our nearest branch.

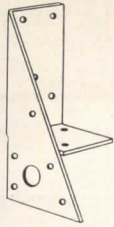


UNITED STATES PLYWOOD CORPORATION

55 West 44th Street, New York 18, N. Y.

Distributing units in Baltimore, Boston, Brooklyn, Chicago, Cincinnati, Cleveland, Detroit, Fresno, High Point, Los Angeles, Milwaukee, Newark, New York, Oakland, Philadelphia, Pittsburgh, Portland, Ore.; Rochester, San Francisco, Seattle. Also U. S.-Mengel Plywoods, Inc., distributing units in Atlanta, Dallas, Houston, Jacksonville, Louisville, New Orleans, St. Louis, Tampa.
In Canada: United States Plywood of Canada, Limited, Toronto.

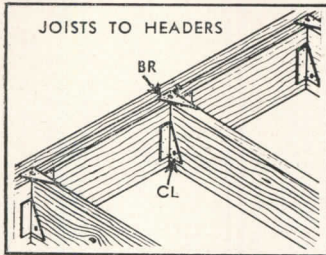
Here's Why
Architects
Specify



Trip-L-Grip

FRAMING ANCHORS

FOR JOIST SUPPORTS



1 Cheaper Than Ledgers—Trip-L-Grip eliminate cost of ledger strip, its placement and fastening. Cost of notching joists is eliminated. Joists are securely tied to beam or header.

2 Better Than Direct Bearing—When joists are placed on top of beams or girders considerable cubage is lost. Nearly 5% of the available cubage of a one-story house may be lost in this way. The cost of the extra wall height makes this expensive. Trip-L-Grip eliminate these losses.

3 Superior to Joist Hangers—With Trip-L-Grip no shimming is necessary to get a level floor. When green joists are used with joist hangers, shrinkage is away from floor surface. Unequal shrinkage means uneven floors. Trip-L-Grip are adjustable for different depth joists but joist hangers are not.

Connections are rigidly made with 18 gauge, zinc coated steel anchors. Because loads are in shear, each performs at maximum strength.

NO NAIL WORRY—Full bodied nails come packaged with the anchors. Anchors are in 3 types of rights and lefts. Anchors are 4 7/8" high, rectangular flange is 1 3/4" wide, and bent portion is 1 3/4" long.

Mail coupon today for FREE samples, prices and name your nearest dealer.

TIMBER ENGINEERING COMPANY
1319 18th St., N.W., Washington 6, D. C.


AR-10-48

Please send me complete data, samples and prices on Trip-L-Grip Framing Anchors.

Name.....
Company.....
Address.....

METAL FOR STORE FRONTS
FULLY EXTRUDED
ALUMILITED ALUMINUM

Latcor



SEE OUR
CATALOG IN
SWEET'S

20
5

FOR DETAILS WRITE

Latcor

STORE FRONTS
PROVIDENCE 9
RHODE ISLAND


5 of many applications of

OKONITE VARNISHED CAMBRIC CABLES

Flameproof wire for
switchboards and
apparatus



Loxsteel Indoor Type
ACV requires no conduit



Lead-sheathed type for
underground service



Braided cable for dry
locations and motor
leads




Shielded cable for high
voltage power circuits

- They carry a heavier current than rubber insulated wire.
- They are easy to splice and handle.
- They are quickly available in all sizes and for use up to 28,000 volts.
- Bulletin AR-1013 gives detailed information about these cables along with illustrations, tables, current carrying capacities. Write for it to The Okonite Company, Passaic, New Jersey.

OKONITE 

insulated wires and cables

6320



216-Unit Housing Project near the Nation's Capital This attractively landscaped hillside development, recently completed at Arlington, Va., is known as Park Glen. It consists of eighteen red-brick buildings, each three stories high, and it has facilities for 216 families. Bethlehem Open-Web Joists are used in the floor construction of each building, where in combination with concrete slab and plaster ceilings they provide floors that are durable, fire-resistant, shrink-proof, sound-retardant, and immune to attack by vermin.

Owner and operator: Jesse Johnson, Arlington, Va. *Designer:* George E. Sullivan, Arlington, Va.



CINCO *Sto-a-way*

ALUMINUM COMBINATION SCREEN AND STORM SASH



- Harmonize with Modern and Traditional
- Provide extra Comforts and Conveniences
- Materially reduce Heating Requirements

CINCO Sto-a-way Windows are self-storing . . . end seasonal changing and storing of screens and storm sash . . . They provide year round, rainproof, draft-free, filtered-screen ventilation. They never need refitting . . . patented THERMOLOK* Closure Frame assures permanent, weathertight fit by adjusting automatically to expansion, contraction and settlement . . . Models for all double-hung and casement windows.

By specifying CINCO Sto-a-way Windows, you promise your clients the most in year 'round benefits . . . save them money on original heating equipment . . . you assure yourself that the utility of the house you have designed will actually be enhanced. Your clients are familiar with CINCO Sto-a-way through extensive national advertising. For your detailed information, consult Sweet's Files for Architects or write direct.

The Cincinnati Fly Screen Division

of

THE F. C. RUSSELL COMPANY

Department 1-AR98 • Cleveland 1, Ohio



World's Largest Manufacturer of Combination Windows


*T.M. REG. APP. FOR ©TFCRC

FOR THE PIPING YOU ARE PLANNING

**SPECIFY
CRANE VALVES
AND
FITTINGS**

CRANE...

CRANE CO., GENERAL OFFICES: 836 S. MICHIGAN AVE., CHICAGO 5



"The first
important manual
in a generation on . . ."

"Hospital Planning"

by Charles Butler, F.A.I.A.
and Addison Erdman, A.I.A.

"Hospital Planning" features the new and unprecedented facilities demanded by revolutionary new techniques in hospitalization. It poses actual problems and shows how they were solved.

Here is an exhaustive analysis of the most striking features of 51 modern hospitals — representing the work of 30 celebrated architects — culminating in hundreds of case histories of ideas proved exceptionally successful.

Illustrating the clear, simple text are 32 photographs, 11 site plans, 187 floor plans, and 38 special unit plans of rooms, wards, department and numerous construction details. 232 pages, 9½ x 11. Stiff cloth binding. Thoroughly indexed.

Architectural Record Book Department
119 West 40th Street, New York 18, N. Y.

Enter my order for . . . copies of "Hospital Planning,"
by Charles Butler and Addison Erdman @ \$15.00 a
copy. I enclose \$

(for New York City delivery add 30c for sales tax—
\$15.30 in all.)

Name _____

Address _____

City _____ Zone _____ State _____

\$125,000.000

This is the staggering
potential made avail-
able for hospital
construction by the
federal Housing Sur-
vey and Construction
Act.

START NOW!



● First cost is often a minor matter.
Equipment made of Allegheny Metal lasts and keeps its beauty for a lifetime—cuts maintenance and depreciation costs to the bone. This pioneer stainless steel is really cheapest in the long run—and it's promptly available to your needs.

Complete technical and fabricating data—engineering help, too—yours for the asking.

ALLEGHENY LUDLUM STEEL CORPORATION

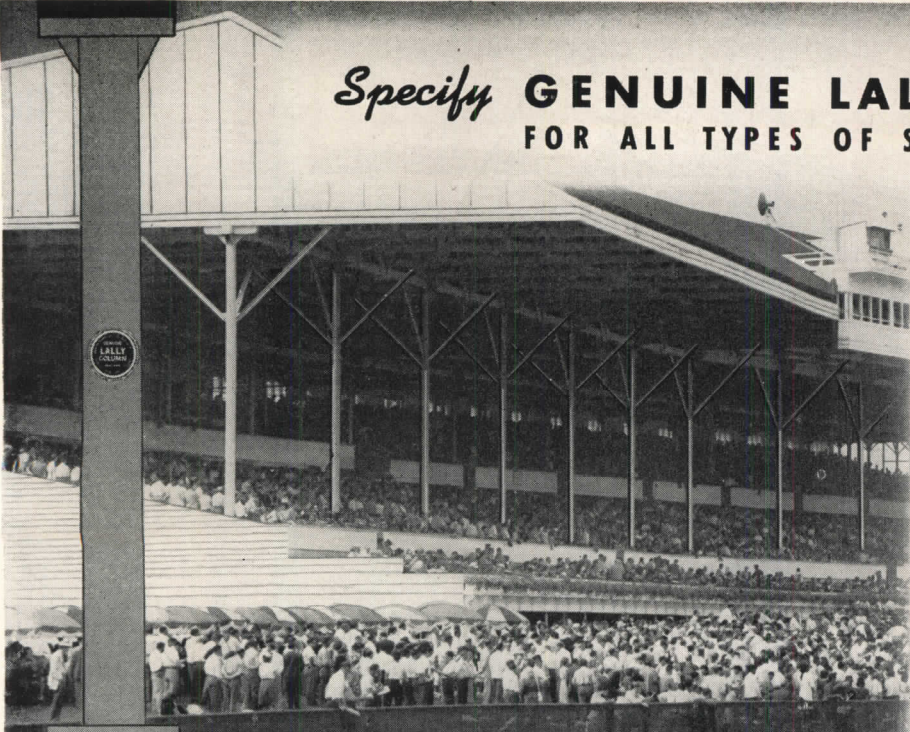


The Nation's Leading Producer of Stainless Steel in All Forms

Pittsburgh, Penna. . . . Offices in Principal Cities

Allegheny Metal is stocked by all Jos. T. Ryerson & Son, Inc., Warehouses

Specify **GENUINE LALLY COLUMNS**
FOR ALL TYPES OF SPORTS STRUCTURES



GENUINE LALLY COLUMNS are being used more and more frequently in all types of sports structures, for they provide the soundest support with the least obstruction of view. These graceful, durable columns lend themselves readily to the feeling of spaciousness called for in modern stadium and arena design.

GENUINE LALLY COLUMNS are manufactured to exact lengths to fit your individual construction requirements.

SEND FOR CATALOG OF CONSTRUCTION DETAILS

**Garden State Track
Camden, New Jersey**

John Sloan Associates, Architects

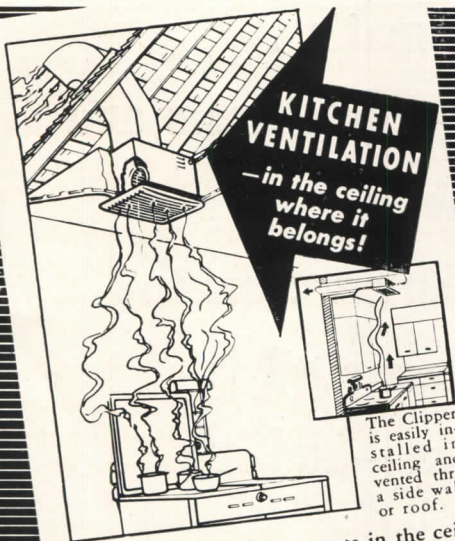
LALLY COLUMN COMPANY

Originators, Sole Manufacturers, Genuine Lally Columns

Erie and Albany Sts.
Cambridge 39, Mass.

211 Lombardy St.
Brooklyn 22, N. Y.

733 West 64 St.
Chicago 21, Ill.



THE CLIPPER BLOWER mounts in the ceiling—above the stove—instantly trapping heat, grease and odors as they rise and expels them outdoors. Extra efficient—extra quiet—extra long life. Guaranteed 5 years because an exclusive, patented partition isolates the motor from the greasy air stream—it runs clean and cool indefinitely.

See Sweet's A. I. A. File 30-D-1

Trade-Wind Motorfans, Inc.
5707 S. Main St., Los Angeles 37, Calif.

NAME _____

ADDRESS _____



- November 8 to 11, at the Hotel Sherman, Chicago
- Booth No. 16
- Retail Paint & Wallpaper Distributors of America

An Invitation

To you we extend a cordial invitation to visit the Moleta Booth and to view a unique Color Show . . . a graphic demonstration of the quicker way, the better way to "the right color."

We look forward to greeting you at the MOLETA Booth.

150 beautiful colors are displayed in the MOLETA COLOR GUIDE . . . each tint shown on a large (9"x15") page. Write for your copy, \$5.00, delivered anywhere in the U. S. A.


MONROE, LEDERER AND TAUSSIG, INC.
606 N. American St., Phila. 23, Pa.

Moleta FLAT OIL PAINT
ARCHITECTURAL The Truly Washable Paint


Its *Simplicity*

The Delany Flush Valve has only 6 moving parts, the simplest assembly of any flush valve and the quickest and easiest to repair.

is your assurance
of efficiency



**SCREENING
PROVIDES
PROTECTION**



(Bottom View)
PRESSURE SIDE.
INLET

(Top View)
RELIEF SIDE.
OUTLET

MAGNIFIED VIEW OF DELANY BY-PASS

The simplicity of **DELANY VALVES** and Delany Vacuum Breakers guarantees long lasting efficiency of operation. One of the features of simplicity and performance is the exclusive design of the **DELANY BY-PASS**:


1. The simple design, no watch-like moving parts to foul up.
2. Constructed of Monel (Corrosion proof). The orifice is permanent.
3. The anchoring of the screen in the horizontal position, its location in the valve, induces self-cleansing of the screen, preventing clogging and reducing to the minimum, the fouling up of the auxiliary valve seat.
4. **DEFINITELY** . . . The simple **DELANY BY-PASS** is a major contributing factor in the recognized, efficient performance of **DELANY VALVES**.

DELANY VALVES are available through all leading supply houses.

SINCE 1879
Coyne & Delany Co.
BROOKLYN N.Y.

FLUSH VALVES · VACUUM BREAKERS · PLUMBING SPECIALTIES

IN CANADA: THE JAMES ROBERTSON COMPANY, LIMITED • MONTREAL • TORONTO • ST. JOHN, N. B.



Naval Architects Know

CUPRINOL[®]

STOPS ROT

In marine construction, where rot is particularly devastating and found at some time in almost all wooden ships, Cuprinol is today the generally approved preservative to prevent dry rot and insect borers.

Cuprinol is applied right on the job by brush, spray or dip. It is the original copper naphthenate preservative developed and used successfully for forty years in Denmark.

Rot can be just as damaging in wooden building construction as in boats. But Cuprinol gives proven protection and is less costly than the use of pressure treated lumber.

Cuprinol treated wood can be painted over—specify "Cuprinol Green for Wood #10" under paint; "Cuprinol Clear for Wood #20" under varnish, shellac or stain. Where three coats of paint are required specify that the first priming coat be Cuprinol, then two of paint.

Always specify Cuprinol wherever wood contacts the earth or masonry, in crawl spaces, all other dead air spaces and where dampness may develop. Cuprinol treatment also reduces the danger of termite attack.

See our catalog in Sweet's Architectural File, Section 5d/4. Distributed through lumber dealers, hardware stores and marine supply houses. Write for prices and complete data on types of Cuprinol for specific uses.

CUPRINOL Division, Darworth, Inc.
3 Maple Street
Simsbury, Conn.



Write For Literature

CLAYTON & LAMBERT MFG. CO.


1705 DIXIE HIGHWAY • LOUISVILLE 10, KENTUCKY



Write today for the CHROMTRIM metal mouldings catalog.

R. D. WERNER CO., Inc., 295 Fifth Ave., N. Y. 16

In Canada: R. D. WERNER COMPANY, LTD., Port Dalhousie, Ontario



MULTI-VENT

AIR DISTRIBUTION SYSTEM


Meets the Exacting Requirements of Scientific Research...

THE G. D. SEARLE COMPANY'S Biological Laboratory Building, Skokie, Illinois, illustrated above, is the first of a series of air conditioned buildings to be constructed by this renowned pharmaceutical house in their extensive postwar expansion program. Multi-Vent panels have been specified throughout for air diffusion. Architect—Herbert Banse. Consulting Engineer—E. P. Heckel and Associates.

In determining the best method of air diffusion for the new Searle Laboratory buildings, the architect, air conditioning engineer and company officials made the same decision that have many other builders of scientific research laboratories throughout the country. They specified low velocity, pressure displacement air diffusion through perforated ceiling distribution plates of large area.

This method of air diffusion, which is patented and exclusively manufactured by the Multi-Vent Division of the Pyle-National Company, has many important advantages over all others on the market today. Although much larger volumes of air can be delivered without excessive air motion (i. e. drafts) or friction noise, the air volume usually required to handle a given load is greatly reduced by the use of much larger diffusion temperature differences without disturbing temperature uniformity between floor and head level. Thus Multi-Vent can achieve an uncomparable uniformity of temperature and humidity, with substantial savings in the tonnage of basic air conditioning equipment, because of its low velocity, wide-spread and rapid diffusion characteristics.

Multi-Vent installations are simple, quick to balance and easy to clean. They have been applied with unexcelled results to almost any type of building, new or old, and are particularly well adapted to the lower ceilings of modern architecture.




THE PYLE-NATIONAL COMPANY



MULTI-VENT DIVISION • 1375 WEST 37th STREET, CHICAGO 9, ILLINOIS
 DISTRICT OFFICES: Boston • New York • Philadelphia • Baltimore • Atlanta
 Pittsburgh • Cleveland • St. Louis • St. Paul • Houston • San Francisco
 CANADIAN AGENT: F. W. Chambers and Co., Ltd., Toronto 12

CONDUIT FITTINGS • PLUGS and RECEPTACLES • FLOODLIGHTS • TURBO GENERATORS • LOCOMOTIVE HEADLIGHTS

TTTT
**BARBER
 COLMAN**
 TTTT




CEILING OUTLETS

These new line-type ceiling outlets can be used singly or end-to-end in continuous strips. They are constructed of scientifically-designed, rolled-steel members all dimensionally coordinated for use with acoustical ceilings and other building products.

A New Approach to Air Distribution

Keyed to modern architectural concepts, LINE-O-FLO, provides a vital contribution to continuity of design. High diffusion efficiency results in rapid induction of room air into the primary stream, quickly equalizing the temperature differential.



PERFORMANCE DATA ASSURES ACCURATE ENGINEERING

Knowing the CFM available and the throw required, the number of standard units needed can be quickly obtained from reliable Performance Data tables. Two basic models are made — Model "LS" (shown above) and Model "LL" (designed to receive M21118 DAY-BRITE Lighting Unit).

BARBER - COLMAN COMPANY
 1232 ROCK ST. • ROCKFORD, ILLINOIS



Ask for Bulletin F-2741 and get full performance data, dimensions, description, principles of operation, typical installation methods, and suggested uses. Write today.

EMPLOYMENT OPPORTUNITIES AVAILABLE

Advertising rates on request

Positions Open

ARCHITECTURAL DRAFTSMEN: Progressive established office, whose practice includes, educational, hospital, public and commercial buildings, desires an experienced Senior Architectural Draftsman, also an experienced Architectural Engineer, ages between 30 and 45. Permanent position opportunity. State education, qualifications, experience record, availability, salary and family status. Jameson and Harrison, Architects-Engineers, Madison Theater Building, Peoria, Illinois.

ARCHITECTURAL DRAFTSMAN: Capable of preparing working drawings from preliminary sketches. State experience and salary desired. Will pay top wages and a bonus for work on several university buildings. Small furnished apartment available. Theo. B. Wells, Architect, Grand Forks, N. Dakota.

WANTED: Well established Minnesota architectural firm requires the services of qualified architectural draftsmen. Draftsmen should be capable of preparing working drawings from preliminary sketches. Good starting salary for qualified men, *with housing guaranteed.* Box 372, *Architectural Record*, 119 W. 40th St., New York 18.

WANTED: Architectural Draftsmen experienced in making working drawings and details. Please submit employment and experience record, samples of work, and monthly salary expected. Marr and Holman, Architects, 702 Stahlman Building, Nashville, Tennessee.

WANTED: Structural Engineers and Steel Draftsmen and Detailers. Please submit employment and experience record, samples of work, and monthly salary expected. Marr and Holman, Architects, 702 Stahlman Building, Nashville, Tennessee.

WANTED: Electrical Engineers who can design and make working drawings for interior lighting and power work for buildings and industrial plants. Please submit employment and experience record, samples of work, and monthly salary expected. Marr and Holman, Architects, 702 Stahlman Building, Nashville, Tennessee.

WANTED: Mechanical and Air Conditioning Engineers who can design and make working drawings for air conditioning, plumbing and heating for buildings and industrial plants. Please submit employment and experience record, samples of work, and monthly salary expected. Marr and Holman, Architects, 702 Stahlman Building, Nashville, Tennessee.

Positions Sought


COLLEGE GRADUATE, married, desires permanent position with future with firm that can use artistic talent. One and a half years experience in residential and commercial designing, rendering and layouts. Excellent references. Box 374, *Architectural Record*, 119 W. 40th St., New York 18.

ARCHITECT, Illinois registration (N.C.A.R.B.), desires association with small office in Iowa, Illinois, Indiana. Varied experience in large and small offices on large and small jobs. Now looking for permanent position with partnership probabilities, in a city of 100,000 or less. Age 36, married, two children. Box 376, *Architectural Record*, 119 W. 40th St., New York 18.

Inset: One of three new revolving doors installed by Hotel Utah. Crystal design; hollow bronze construction; rub rail keeps baggage from breaking glass enclosure panels.



**FOR NATIONALLY FAMOUS HOTEL UTAH, SALT LAKE CITY,
ARCHITECT LOWELL PARRISH SPECIFIED 3
INTERNATIONAL VAN KANNEL REVOLVING DOORS**



*No entrance protects
against winter blasts
like a revolving door.*

INTERNATIONAL VAN KANNEL
1606 EDGAR STREET **DOORS** EVANSVILLE 7, IND.

International's design engineers will be glad to cooperate with you and your architect in working out your entrance requirements. Your written request will put us to work.

For nearly 40 years Van Kannel revolving doors have helped Hotel Utah build a worldwide reputation for the finest in service and hospitality.

From 1911 until new ones replaced them in 1946, the 3 original revolving doors unfailingly served the great and near-great of many lands.

Like Hotel Utah, a growing number of service institutions prefer revolving doors for their investment and customer-relations value of positive safety, extra usable floor space, smoother traffic flow and protection against dirt, dust and drafts.

Invizie says:

*"I'll show you
how to make
Quick, Easy
Profits!"*



For dealers, builders and architects alike, the new, modern Grand Rapids "Invizible" Sash Balances are real money makers! Most widely advertised and publicized of all sash balances, they are recognized everywhere as the most practical sash balance for double-hung windows of every type. Their exceptionally low complete installation cost makes them ideal for both new and remodeled buildings.



← **BALANCE 100%**
concealed in the sash . . . no tapes . . . no cables.

← **EASY TO INSTALL**
. . . just drive in two fasteners . . . screw in one screw.

← **10 SIZES FIT 95%**
of all new and old windows . . . completely interchangeable.

**ADVERTISED TO
134,445,000
READERSHIP IN**

Better Homes and Gardens,
American Home, Small
Homes Guide,
Farm Journal



**GRAND RAPIDS
SASH PULLEYS**

No. 103 face plate, cone bearing type, and Nos. 175, 109, 110 sawtooth drive type sash pulleys cover 95% of all sash pulley requirements.



**SEE OUR
CATALOG IN
SWEET'S**

WRITE
for Illustrated
Specifications
and Instructions

GRAND RAPIDS HARDWARE COMPANY
GRAND RAPIDS 2, MICHIGAN
Quality leaders in Sash Hardware for over 50 Years

CONNOR

Forest Products Since 1872

**"LAYTITE"
MAPLE FLOORING**

MFMA Specifications

The World's Finest — Bar None

Write For Illustrated 75th Anniversary Booklet

**CONNOR LUMBER AND
LAND COMPANY**

PHONE No. 3

Marshfield, Wisconsin P. O. Box 112-R


Behind the Mills — The Connor Timber Stands

Bird pioneered and continues to lead in the development of modern asphalt roofing. There is a Bird roof designed for your needs. Available in a wide range of distinctive types, colors and designs . . . see them today.


BIRD & SON, inc.
EST. 1795
East Walpole, Mass. - New York - Shreveport, La. - Chicago



**NO MORE
GOOSE PIMPLES
IN THIS
LOCKER ROOM**



U·S·S NATIONAL STEEL PIPE installed in the floor of a country club locker room to provide radiant heating and eliminate cold floors.



**IT'S RADIANT HEATED
WITH NATIONAL *STEEL* PIPE**

WELDING AND BENDING of steel pipe is quickly and easily done on the job or at the shop.



LOCKER rooms are notoriously hard to heat . . . and the first chilly day gives you goose pimples and cold feet.

But this is not the case in a new country club locker room near Pittsburgh. A radiant heating system using 3200 feet of U·S·S NATIONAL Steel Pipe is installed in the floor. The new system is designed to give a uniform temperature in all parts of the room. Heat from the floor radiates to the body reversing the usual effect, and giving a feeling of warmth.

This is just one of many applications where radiant heating is proving highly desirable. Factories, garages, homes, churches, schools and

other buildings are now being heated better and cheaper through steel pipe coils in the floor.

U·S·S NATIONAL Steel Pipe has proved the ideal material for radiant heating. It is low in first cost, easy to bend, and easy to weld. It expands at the same rate as concrete and plaster and acts as a reinforcement for the floor.

Write for New Free Book. This 48-page book, "Radiant Heating with NATIONAL Pipe" brings you practical information as a basis for planning and installing an efficient steel pipe radiant heating system. Address your inquiries to the National Tube Company, Frick Building, Pittsburgh 19, Pennsylvania.




NATIONAL TUBE COMPANY
PITTSBURGH, PA.

Columbia Steel Company, San Francisco, *Pacific Coast Distributors*
United States Steel Export Company, New York

UNITED STATES STEEL

NORTON



Broad shouldered? Yes—and with muscles of steel! That's why the NORTON closes doors so firmly yet so gently—*silently as a shadow*. Those broad shoulders house the "muscles," the famous steel-toothed rack and pinion that means positive service for a long life. The new light permanent-mold aluminum shell is a precision pressure chamber that further dramatizes NORTON'S competent performance. *Strong in purpose—easy in action . . .* that's NORTON, velvet gloved doorman to America.

Meets Federal Specifications F.F.-M-721a




NORTON

DOOR CLOSER CO.

Division of The Yale & Towne Mfg. Co.

2900 N. WESTERN AVE. CHICAGO 18, ILL.



**A
NEW MODEL**
with the "New Look"

CUTLER F-50

has all the sturdiness and operating features of the well-known Cutler Model F—which has proved successful in use in the largest buildings throughout the world—plus a number of practical improvements.

Catalogue in Sweets

**Cutler Mail Chute
Company**

Rochester 7, N. Y.



**you can
see that**

Trinity White

**is the whitest
white cement!**

You'll get fine results with this extra white cement. It's true Portland Cement made to ASTM and Federal Specifications. If your dealer does not have it, write the office nearest you: Trinity Portland Cement Division, General Portland Cement Co., 111 West Monroe St., Chicago; Republic Bank Bldg., Dallas; 816 W. 5th St., Los Angeles.

as white



as snow

Comfort for Building Occupants Low Heating Bills for the Owner

— *for both, specify*

PETRO!

For several years now, leading architects have in these pages been endorsing Petro Oil Burner equipment. Some have affirmed Petro's fuel and upkeep economies in apartments, institutions, similar large buildings. Others prefer Petro for its cleanliness and convenience in stores, office buildings and factories. Still others insist on Petro heat because of its dependability year after year.

Boiled down to essentials, these endorsements signify just two things: (a) comfort for building occupants, (b) economy for the owner. Mr. Whinston confirms this when he says "Petro fits budget requirements . . . provides comfortable heat."

A Petro installation reflects the 45 years' oil-heat know-how of the world's oldest, largest exclusive maker of oil-fired equipment. It offers such advanced design as Petro Thermal Viscosity Control — the one proven method of burning the heavier, lower-cost fuel oils automatically at high combustion efficiency.

INDUSTRIAL MODELS: No. 5 or No. 6 fuel oil; manual, semi-automatic or automatic operation; 8 sizes to 450 bhp. Thermal Viscosity preheating.

DOMESTIC MODELS: No. 3 or lighter oils; "conversion" and combination-unit types, 7 sizes. Patented "Tubular Atomization."

FULL DATA on Petro Industrial Burners are in catalog files of Sweet's, and Domestic Engineering. Details on Petro Domestic Burners available in separate catalog. Copy of either sent gladly on request.



A prominent New York architect of over 30 years' experience, Mr. B. H. Whinston has many outstanding buildings to his credit. Among these may be included housing developments, restaurant chains, commercial, industrial and institutional buildings. Also such recent projects as a shopping center for Meriden, Connecticut; Roaman's Department Store, New York, N. Y.; and a housing project and shopping center in Flushing, Long Island.

REGARDING PETRO, MR. WHINSTON SAYS:

"Automatic operation of oil burning systems eliminates labor and, in my experience, oil heating provides comfortable heat which pleases the tenants and occupants of a building, and low costs which satisfy those who make up the budgets."


"Petro systems fit into budget requirements and result in minimum costs for repair and maintenance. Petro equipment meets the high standards demanded of sturdy efficient heating systems."

PETRO

REG. U.S. PAT. OFF.

cuts steam costs

PETROLEUM HEAT AND POWER CO. • Makers of Good Oil Burning Equipment Since 1903 • Stamford, Connecticut




Hollywood and Vine

Seaporcel...it's practically ageless!

The Belasco Restaurant (Hollywood, California) is a new Seaporcel Porcelain Enamel job completed just recently. It's new . . . it's brilliant . . .

BUT . . . look at the "old timers" here depicted . . . these installations range from 7 years to 13 years in age. They are all sheathed in Seaporcel and . . .


STILL HAVE THAT "NEW LOOK."




← **10 years young . . .** Perry Theatre, Perrysville, Pa. John Eber-son, N. Y., Architect. Entire Tower Facade in Seaporcel.



→ **. . . 9 years young:** Cambridge High & Latin School, Cam-bridge, Mass. C. R. Greco, Boston, Arch. Decorative Towers in Seaporcel Limestone.



7 years young . . . Conaty High School Pittsfield, Mass. J. R. Hampson, Pitts-field, Mass., architect. All Spandrels in Seaporcel Porcelain Metal.



13 years young . . . Cunard White Star Line Bldg., Boston, Arch. Kilham, Hopkins & Greeley, Boston. Curtain of Seaporcel dropped over old building.

Seaporcel* Architectural Porcelain Enamel is por-celain enamel deluxe . . . proved color fast and durable regardless of time or weather.

Write today for catalog showing applications and current jobs.

SEAPORCEL METALS, INC.

Formerly Porcelain Metals, Inc.

28-02 Borden Avenue, Long Island City 1, N. Y.

Complete American Federation of Labor Metal Fabricating and Enameling Shop

Also manufactured on the West Coast by

SEAPORCEL CORPORATION OF CALIFORNIA

represented by: DOUGLAS McFARLAND & CO.


1491 Canal Street, Long Beach, California

*Reg. U. S. Pat. Off.



Seaporcel

Member: Porcelain Enamel Institute, Inc




Stewart Iron Picket Fence

DON'T OVERLOOK STEWART
If your plans call for
Iron or Wire fencing



Stewart Ornamental Iron Gates



Stewart 3TH Chain Link Wire Fence


In addition to fence, Stewart produces many other products for the protection and beautification of residential and industrial property. If you do not have a complete file of Stewart Catalogs, we suggest you write for them.

Stewart IRON and WIRE FENCES

THE STEWART IRON WORKS CO., INC.

1577 Stewart Block CINCINNATI 1, O.

Experts in Metal Fabrications since 1886



A new future for your drawings!

Now you can ask: "How will the prints be used?"

Then you can reproduce each drawing as the type of Ozalid print best suited for the job at hand.

Examples of your new versatility:

- You can reproduce your drawings on light, standard or heavy weight paper.

- You can produce "color coded" Ozalid prints—with lines in black, blue, red or sepia on a white background.

- You can save wear and tear on your drawings by producing translucent "master" copies, which can be used to produce the desired number of work prints.

- You can combine separate drawings on one work print—or on a translucent "master."

- You can produce plastic-coated work prints and translucent "masters," which are waterproof, oil-proof, resistant to wear.

Always the same simple operation—no matter what your choice. Exposure and Dry Development takes only seconds in an Ozalid machine. Your prints are delivered dry, ready for immediate use, positive copies (not negatives). Anyone can be the operator. Write for Free copy of Ozalid Streamliner booklet, containing 10 types of Ozalid Prints.

DEPT. NO. 179

OZALID

A Division of


General Aniline & Film Corp.

Johnson City, New York

Ozalid in Canada—

Hughes Owens Co., Ltd., Montreal

"Building Block Design"

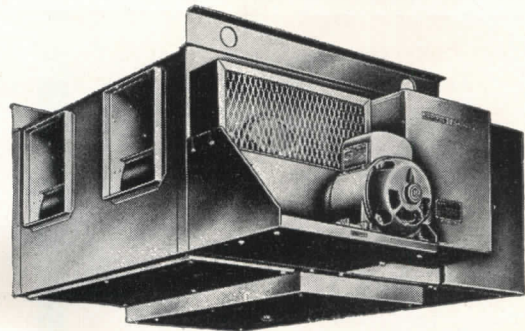


MAKES INSTALLATION QUICKER...EASIER

with a



**Central Plant
Air Conditioner**



THERE ARE 28 DIFFERENT WAYS you can arrange General Electric Central Plant Air Conditioners to make the most efficient use of your space.

Coil connections and motor can be placed at either side... filters at front or rear... air discharge horizontal or vertical. You can pick the exact arrangement you want from easy-to-use selection sheets. Simply designate the arrangement you want and the unit will be shipped to you pre-matched in either vertical or horizontal models.

All sections of the larger G-E Central Plant Air Conditioner can pass easily through a standard 30" door... the two smallest models completely assembled. Ideal as heating equipment, this line covers a heating range from 28,100 to 1,310,000 Btu/HR. A complete line of heating coils is available. Cooling capacities range from .8 to 58 tons.

Fill in the coupon for a free book on these new Central Plant Air Conditioners... or contact your G-E air conditioning representative.

GENERAL  ELECTRIC
Better Air Conditioning


General Electric Co.
Air Conditioning Dept., Section A84410
Bloomfield, N. J.

Gentlemen: Please send me your free book on the new General Electric Central Plant Air Conditioners.

Name _____
Address _____
City _____ State _____

BENNETT
Fresh-Aire
UNITS

for Perfect Fireplaces
EVERY TIME!



*Bennett Fresh-Aire
Fireplace*

Of course, you can *design* the perfect fireplace. But will it be constructed *exactly* as you planned it? You can be *sure* of perfect fireplaces—when you specify the Bennett *Fresh-Aire* Unit. It serves as a *complete form* for

smoke-free internal proportions of throat, damper, smoke chamber and shelf, etc. Fireplaces built around these units *must be right*.

Here are three additional reasons for specifying Bennett *Fresh-Aire* Units for the modern, insulated home:

1. They warm *fresh* air drawn from outdoors—eliminate the upsetting effects of the ordinary fireplace on the balanced central heating system... eliminate smoky back-drafts.
2. They allow *complete freedom* to detail the exterior design of any type or style of fireplace you plan.
3. Their moderate first cost is offset by savings in construction and *perfect* operation.

Bennett Warm-Aire Unit

—for perfect fireplaces in camps, southern homes, play rooms, etc. Draws cool air off the floor, heats and recirculates it evenly throughout the room—and to adjacent rooms or upstairs.

Write us at 1048 Maple St. for Catalog—
or see Sweet's.

BENNETT - IRELAND INC.
Chartered in 1906
NORWICH, NEW YORK



FRIENDS
CHURCH
•
MEDFORD
OREGON

Architect: Donald W. Edmondson

glued laminated CHURCH ARCHES


The curving grace of the traditional arch is "moulded" in wood to fit the designs you specify—combining structural strength with the friendly warmth of Douglas Fir.

Consultation on glued laminated arches for churches, schools and gymnasiums is available to architects through our Engineering Department.

Send for Folder
ENGINEERING
IN WOOL

TIMBER STRUCTURES, INC.

P.O. BOX 3782, Portland 8, Oregon • 535 Fifth Avenue, New York 17, N. Y. • P.O. Box 25, Oakland 1, California • 120 S. LaSalle St., Room 1720, Chicago 3, Illinois • 5035 First Avenue, South Seattle 1, Wash



KIMBERLY
Quality
DRAWING PENCILS

Makers of Fine Pencils since 1889




General Pencil Company

INCORPORATED

67 FLEET STREET



JERSEY CITY 6, N. J.



A. I. A. File No. 12-C




ONE METAL ROOF

for the life of your building



FREE TO ARCHITECTS—
A BRAND NEW BOOKLET
PACKED WITH HELPFUL ROOFING DATA FOR YOUR CLIENTS

- INSTITUTIONS
- FACTORY BUILDINGS
- OFFICE BUILDINGS
- CHURCHES
- PUBLIC BUILDINGS
- PRIVATE HOMES



- 24 pages — especially designed to help you educate clients on the importance of a good roof
- Tells complete, convincing story in non-technical words
- Free copies for your clients

Here's a booklet that you can put in a client's hands — and know he'll understand every word of it.

ONE METAL ROOF for the life of your building starts from scratch — assumes nothing. It discusses the destructive effect on roofs of smoke, fumes and other corrosive agents common to industrial centers. It reviews the characteristics required for a lasting roof, gets across the point that corrosion resistance, expansions rates, strength, stiffness, hardness and resistance to fatigue are all vitally necessary qualities. It tells how Monel* Roofing Sheet provides these qualities.

The text is short, fast-moving. And there are plenty of photographs, sketches and diagrams to carry your clients through the whole 24 pages.

Some of the nation's notable Monel-roofed buildings are pictured. Described, too, is the present condition of the roofs, some of them 35 to 40 years old.

That's not all. There's full, non-technical data on the new, soft-temper Monel Roofing Sheet, the sheet designed to overcome severe roofing conditions. There's even an actual sample of this roofing sheet for your clients to examine and test.

INCO wants you to have this booklet — as many copies as you can use — because we think it will help you. There is no cost or obligation involved. Write now, using the coupon below — or your own letterhead, if you prefer. But send for your copies of **ONE METAL ROOF** today. You'll be glad you did.

MONEL* ... For the Life of Your Building

CLIP AND MAIL TO INCO

THE INTERNATIONAL NICKEL COMPANY, INC.
67 Wall Street, New York 5, N. Y.

Sounds logical—a simple, direct roofing guide that clients can understand is bound to be helpful. Without obligation, please send..... copies of **ONE METAL ROOF for the life of your building** to:

Name.....
 Firm.....
 Address.....
 City.....Zone.....State.....

AR-10-48

EMBLEM OF SERVICE



THE INTERNATIONAL NICKEL COMPANY, INC.
67 Wall Street, New York 5, N. Y. *Reg. U.S. Pat. Off.