

ARCHITECTURAL RECORD

To The WTC Team:

Now you've done it—cemented a relationship to design the first tower on the former World Trade Center site. We saw the reluctant look in your eyes as you accepted the inevitable and embraced in the photo-op; we saw the wary resolve and the questions of what lay ahead for you both. We could tell it in your smiles: **A forced marriage is never an easy one.** You need to know that every architect → →

SHAPING URBAN IDENTITY



The Morphing City
ARE MEGABURBS OUR FUTURE? p. 76


Cincinnati Rising FANFARE
SURROUNDS HADID MUSEUM p. 86

CEILING

SYSTEMS

[Between us, ideas become reality.™]





Make beautiful music with your
next job. Now you can set the
mood with an expressive
selection from our portfolio of
WoodWorks™ and MetalWorks™



ceilings. Create a dramatic
interior with unique personality
that will soothe the soul.


1-877-ARMSTRONG

armstrong.com/woodworks

armstrong.com/metalworks

CIRCLE 1 ON READER SERVICE CARD
OR GO TO WWW.LEADNET.COM/PUBS/MHAR.HTML

Armstrong



cadillac.com 800.333.4CAD *Based on horsepower with 345-hp engine. ©2003 GM Corp. All rights reserved. Break Through™ Cadillac® Cadillac badge® Escalade® ESV™ EXT®

BREAK THROUGH



**THEIR TRAITS ARE ALL DOMINANT
CADILLAC ESCALADE ESV, ESCALADE & ESCALADE EXT**

First came the 345-hp Escalade and the reconfigurable EXT. Now, their most spacious counterpart, Escalade ESV. Together, the world's most powerful full-size utilities*



CIRCLE 2 ON READER SERVICE CARD OR GO TO WWW.LEADNET.COM/PUBS/MHAR.HTML

Shade Structures by Birdair



A Whole New Approach to the Umbrella

- ❖ Withstands High Windloads
- ❖ Stainless Steel Hardware
- ❖ 13 Models with Sizes from 10'-25'
- ❖ Closable for Winter Protection
- ❖ Architectural Grade PVC in Multiple Colors
- ❖ Pre-Engineered & Ready for Quick Install



The First Name in Membrane Technology.

800.622.2246 • 716.633.9500
www.birdair.com



CIRCLE 3 ON READER SERVICE CARD
OR GO TO WWW.LEADNET.COM/PUBS/MHAR.HTML

ARCHITECTURAL RECORD

VP, EDITOR IN CHIEF
MANAGING EDITOR
DESIGN DIRECTOR
SENIOR EDITORS

Robert Ivy, FAIA, rivy@mcgraw-hill.com
Ingrid Whitehead, ingrid_whitehead@mcgraw-hill.com
Anna Egger-Schlesinger, schlesin@mcgraw-hill.com
Charles Linn, FAIA, linnc@mcgraw-hill.com
Clifford Pearson, pearsonc@mcgraw-hill.com
Sarah Amelar, sarah_amelar@mcgraw-hill.com
Sara Hart, sara_hart@mcgraw-hill.com
Deborah Snoonian, P.E., deborah_snoonian@mcgraw-hill.com
William Weathersby, Jr., bill_weathersby@mcgraw-hill.com
Jane F. Kolleeny, jane_kolleeny@mcgraw-hill.com
Rita F. Catinella, rita_catinella@mcgraw-hill.com
Kristofer E. Rabasca, kris_rabasca@mcgraw-hill.com

PRODUCTS EDITOR
DEPUTY ART DIRECTOR
ASSOCIATE ART DIRECTOR
PRODUCTION MANAGER
WEB EDITOR
WEB DESIGN
WEB PRODUCTION
EDITORIAL SUPPORT

Clara Huang, clara_huang@mcgraw-hill.com
Juan Ramos, juan_ramos@mcgraw-hill.com
Kevin Lerner, kevin_lerner@mcgraw-hill.com
Susannah Shepherd, susannah_shepherd@mcgraw-hill.com
Laurie Meisel, laurie_meisel@mcgraw-hill.com
Linda Ransey, linda_ransey@mcgraw-hill.com
Randi Greenberg, randi_greenberg@mcgraw-hill.com
Diana Lind, diana_lind@mcgraw-hill.com
Caroline Mitgang, caroline_mitgang@mcgraw-hill.com

INTERNS

James S. Russell, AIA, james_russell@mcgraw-hill.com
Suzanne Stephens, suzanne_stephens@mcgraw-hill.com
Leslie Yudell
Lisa Rosman
I-Ni Chen, Sophia Murer

EDITOR AT LARGE
SPECIAL CORRESPONDENT
COPY EDITOR
PROOFREADER
ILLUSTRATORS
CONTRIBUTING EDITORS

Raul Barreneche, Robert Campbell, FAIA, Andrea Oppenheimer
Dean, David Dillon, Francis Duffy, Lisa Findley, Blair Kamin,
Elizabeth Harrison Kubany, Nancy Levinson, Thomas Mellins, Robert
Murray, Sheri Olson, AIA, Nancy Solomon, AIA, Michael Sorokin,
Michael Speaks, Tom Vonier, AIA
Naomi R. Pollock, AIA
David Cohn, Claire Downey, Tracy Metz

SPECIAL INTERNATIONAL CORRESPONDENT
INTERNATIONAL CORRESPONDENTS

James H. McGraw IV, jay_mcgraw@mcgraw-hill.com
Laura Viscusi, laura_viscusi@mcgraw-hill.com
David Johnson, dave_johnson@mcgraw-hill.com
Fauad Yasin, fauad_yasin@mcgraw-hill.com
Michelle Blashka, michelle_blashka@mcgraw-hill.com
Ellen Halfond, ellen_halfond@mcgraw-hill.com
Maurice Persiani, maurice_persiani@mcgraw-hill.com
Brian McGann, brian_mcgann@mcgraw-hill.com
Susan Valentini, susan_valentini@mcgraw-hill.com
Stephen R. Weiss, stephen_weiss@mcgraw-hill.com
Ike Chong, ike_chong@mcgraw-hill.com
Charles Pinyan, cpinyan@mcgraw-hill.com
Wilda Fabelo, wilda_fabelo@mcgraw-hill.com

GROUP PUBLISHER
VP, ASSOCIATE PUBLISHER
VP, MARKETING AND BUSINESS DEVELOPMENT
ASSOCIATE MANAGER, PROMOTION
ASSOCIATE MANAGER, SPECIAL PROJECTS
MANAGER, RESEARCH
DIRECTOR, CIRCULATION
DIRECTOR, MULTIMEDIA DESIGN & PRODUCTION
MANAGER, ADVERTISING PRODUCTION
DIRECTOR, FINANCE
DIRECTOR, SPECIAL PROJECTS
REPRINTS

EDITORIAL OFFICES: 212/904-2594. Editorial fax: 212/904-4256. E-mail: rivy@mcgraw-hill.com. Two Penn Plaza, New York, N.Y. 10121-2298.
WEB SITE: www.architecturalrecord.com. **SUBSCRIBER SERVICE:** 877/876-8093 (U.S. only). 609/426-7046 (outside the U.S.). Subscriber fax: 609/426-7087. E-mail: p64ords@mcgraw-hill.com. AIA members must contact the AIA for address changes on their subscriptions. 800/242-3837. E-mail: members@aia.org. **INQUIRIES AND SUBMISSIONS:** Letters, Robert Ivy; Practice, Charles Linn; Books, Clifford Pearson; Record Houses and Interiors, Sarah Amelar; Products, Rita Catinella; Lighting, William Weathersby, Jr.; Web Editorial, Kevin Lerner

ARCHITECTURAL RECORD: (ISSN 0003-858X) August 2003. Vol. 191, No. 8. Published monthly by The McGraw-Hill Companies, 1221 Avenue of the Americas, New York, N.Y. 10020. Periodicals postage paid at New York, N.Y. RCSC and additional mailing offices. Canada Post International Publications Mail Product Sales Agreement No. 40012501. Registered for GST as The McGraw-Hill Companies. GST No. R123075673. **Postmaster:** Please send address changes to ARCHITECTURAL RECORD, Fulfillment Manager, P.O. Box 566, Hightstown, N.J. 08520. **SUBSCRIPTION:** Rates are as follows: U.S. and Possessions \$64; Canada and Mexico \$79 (payment in U.S. currency, GST included); outside North America \$199 (air freight delivery). Single copy price \$9.75; for foreign \$11. Subscriber Services: 877/876-8093 (U.S. only); 609/426-7046 (outside the U.S.); fax: 609/426-7087. **SUBMISSIONS:** Every effort will be made to return material submitted for possible publication (if accompanied by stamped, self-addressed envelope), but the editors and the corporation will not be responsible for loss or damage. **SUBSCRIPTION LIST USAGE:** Advertisers may use our list to mail information to readers. To be excluded from such mailings, send a request to ARCHITECTURAL RECORD, Mailing List Manager, P.O. Box 555, Hightstown, N.J. 08520. **OFFICERS OF THE MCGRAW-HILL COMPANIES:** Chairman, President and Chief Executive Officer: Harold McGraw III. Executive Vice President and Chief Financial Officer: Robert J. Bahash. Executive Vice President, Human Resources: David L. Murphy. Senior Vice President and General Counsel: Kenneth M. Vittor. Senior Vice President, Corporate Affairs, and Assistant to the President and CEO: Glenn S. Goldberg. Principal Operating Executives: Leo C. O'Neal, President, Standard & Poors; Robert E. Evanson, President, McGraw-Hill Education; Scott C. Marden, President, McGraw-Hill Information and Media Services. **MCGRAW-HILL CONSTRUCTION:** Norbert W. Young, Jr., FAIA, President. Vice President and CFO: Louis J. Finocchiaro. **COPYRIGHT AND REPRINTING:** Title ® reg. in U.S. Patent Office. Copyright © 2001 by The McGraw-Hill Companies. All rights reserved. Where necessary, permission is granted by the copyright owner for libraries and others registered with the Copyright Clearance Center (CCC), 222 Rosewood Drive, Danvers, Mass. 01923. To photocopy any article herein for personal or internal reference use only for the base fee of \$1.80 per copy of the article plus ten cents per page, send payment to CCC, ISSN 0003-858X. Copying for other than personal use or internal reference is prohibited without prior written permission. Write or fax requests (no telephone requests) to Copyright Permission Desk, ARCHITECTURAL RECORD, Two Penn Plaza, New York, N.Y. 10121-2298; fax 212/904-4256. For reprints call 212/512-4170, e-mail wilda_fabelo@mcgraw-hill.com, or fax 212/512-6243. Information has been obtained by The McGraw-Hill Companies from sources believed to be reliable. However, because of the possibility of human or mechanical error by our sources, The McGraw-Hill Companies or ARCHITECTURAL RECORD does not guarantee the accuracy, adequacy, or completeness of any information and is not responsible for any errors or omissions therein or for the results to be obtained from the use of such information or for any damages resulting therefrom.



The McGraw-Hill Companies

THE AMERICAN INSTITUTE OF ARCHITECTS 2003 BOARD OF DIRECTORS • OFFICERS: Thompson E. Penney, FAIA, President; Eugene C. Hopkins, FAIA, First Vice President; Bruce E. Blackmer, AIA, Vice President; Robin Ellertorps, FAIA, Vice President; Katherine Lee Schwennsen, FAIA, Vice President; Lawrence R. Livergood, AIA, Secretary; Douglas I. Steidl, FAIA, Treasurer; Karen Lewand, CAE Representative to the Executive Committee; Norman L. Koonce, FAIA, Executive Vice President/CEO • **REGIONAL DIRECTORS:** Douglas E. Ashe, AIA, Jamie Aycock, AIA, John H. Baker, AIA, Paul Davis Boney, FAIA, Stanford R. Britt, FAIA, Michael Broshar, AIA, Randy Byers, AIA, Tommy Neal Covan, AIA, Lawrence J. Fabroni, Student Director, Jerome Filer, FAIA, Betty Sue Flowers, PhD, Public Director, A. James Gersick, AIA, T. Gummy Harboe, AIA, William E. Holloway, AIA, Michael M. Hricak, Jr., FAIA, Lisa L. Kennedy, AIA, Shannon Kraus, AIA, Associate Director, David Lancaster, Hon. AIA, CAE Representative, Orlando T. Maione, AIA, Thomas R. Mathison, AIA, Carl F. Meyer, AIA, Robert E. Middlebrooks, AIA, Barbara A. Nadel, FAIA, Barry Z. Posner, PhD, Public Director, David Proffitt, AIA, Bruce A. Race, FAIA, Jerry K. Roller, AIA, Martin G. Santini, AIA, Bradley D. Schulz, AIA, Robert I. Selby, AIA, John C. Senhauser, FAIA, Brad Simmons, FAIA, Scott Simpson, FAIA, R.K. Stewart, FAIA, Norman Strong, AIA, Stephen T. Swicegood, AIA, M. Hunter Ulf, AIA, J. Benjamin Vargas, AIA, David Watkins, FAIA • **AIA MANAGEMENT COUNCIL:** Norman L. Koonce, FAIA, Executive Vice President/CEO; James Dinegar, Chief Operating Officer; Richard J. James, CPA, Chief Financial Officer; Jay A. Stephens, Esq., General Counsel; Helene Combs Drelling, FAIA, Team Vice President, AIA Relationships; Charles Hamlin, Team Vice President, AIA Communication; Barbara Sido, CAE, Team Vice President, AIA Knowledge; Elizabeth Casqueiro, AIA, Managing Director, AIA Alliances; Rodney Clark, Managing Director, AIA Government Affairs; James W. Gaines Jr., Assoc. AIA, Managing Director, AIA Professional Practice; Suzanne Harness, AIA, Esq., Managing Director, AIA Contract Documents; Richard L. Hayes, Ph.D., RAIC, AIA, Managing Director, AIA Knowledge Resources; Brenda Henderson, Hon. AIA, Managing Director, AIA Component Relations; Christine M. Klein, Managing Director, Meetings; Carol Madden, Managing Director, AIA Membership Services; Philip D. O'Neal, Managing Director, AIA Technology; C.D. Pangallo, EdD, Managing Director, Continuing Education; Terence J. Poltrack, Managing Director, AIA Communications; Phil Simon, Managing Director, Marketing and Promotion; Laura Viehmyer, SPHR, CEBS, Managing Director, AIA Human Resources.

The Birdair Passenger Protection Plan.



Northgate Park and Ride

*Building Transportation
Facilities with*

Birdair

Tensioned Membrane Structures.

Design & Engineering Support / Fabrication / Erection

Coverage is unlimited. Design open-air park & rides, inspection stations, passenger drop-offs and walkways, or fully enclosed terminals. Birdair structures extend the design possibilities.

Use Your Imagination. Use Our Technology.



800.622.2246
716.633.9500
fax: 716.633.9850
sales@birdair.com

www.birdair.com

CIRCLE 4 ON READER SERVICE CARD
OR GO TO WWW.LEADNET.COM/PUBS/MHAR.HTML



Some people just won't take no for an answer. The words "can't be done" are not in their lexicon. They don't want them in yours, either.

Sound like anyone you design for?

If so, open their eyes and minds to everything Weather Shield Windows and Doors has to offer. Thanks to our **FocusEngineering™** process, practically anything is possible.

Want to create a unique look on the interior? No problem. Eight wood species from Weather Shield's Custom Wood Interiors Collection® can help you create the ideal atmosphere for practically any room.

A choice of airspace grilles, perimeter grilles, simulated divided lite (SDL) or true divided lite (TDL) in a variety of patterns and profiles means you don't have to limit your design by settling for inferior stick grilles, either.

FocusEngineering is why you can specify unique options such as TDL muntin bars comprised of two different wood species. It's what drives us to provide more colors, sizes, styles and configurations than any other manufacturer. If you expect more from your window brand, call 1-800-477-6808 x2749.

Demand better. Compromise nothing. Want more.



Want More™

www.weathershield.com/AR



**THE MORE YOU GIVE,
THE MORE PEOPLE ASK FOR.
BLAME US
FOR STARTING THIS
VICIOUS CYCLE.**





**Now that the wind and rain have been shut out,
Mold can discover the locks have been changed.**



SHEETROCK® Brand humitek™ gypsum panel

INTRODUCING

SHEETROCK® Brand HUMITEK™ gypsum panels.

We took all the benefits of SHEETROCK panels and added one more. Moisture and mold resistance. Good news for you.

Bad news for mold. Find out more.

Give us a call. 800.874.0521.

Mold resistance.

One more reason to trust the name SHEETROCK®.



Vulcraft steel joists span a 4-acre skylight, the second largest in the nation.

CHECK INTO THE OPRYLAND HOTEL AND

With a \$175 million expansion, Opryland Hotel in Nashville, Tennessee claims the title of the largest combined hotel and convention center under one roof anywhere.

The centerpiece of this project is the Delta, a 4.5-acre interiorscape topped by a 4-acre glass roof weighing 650 tons

and rising 150 feet overhead. It is the second largest skylight in the nation. And at the heart of this shimmering structure are Vulcraft steel joists, more than 900 of them.

When the architect's design criteria called for a bright, airy look, the structural engineer recommended Vulcraft steel joists.



*Architect: Earl Swensson Associates Structural Engineer: Stanley D. Lindsey & Associates
General Contractor: Hardaway Construction Co. Steel Fabricator: Wylie Steel*

HECK OUT THESE VULCRAFT JOISTS.

joists. Not only did they meet the aesthetic requirements, they offered the most economical system compared to other alternatives studied. And Vulcraft's experienced engineers along with a committed shipping department created a problem-free construction process.

As the largest and most experienced steel joist producer, Vulcraft plays an important role in many of the most innovative projects being built. For more information contact any of our six plants. And remember, the sky's the limit. www.vulcraft.com.

NUCOR
VULCRAFT GROUP

CIRCLE 6 ON READER SERVICE CARD OR GO TO WWW.LEADNET.COM/PUBS/MHAR.HTML

olk, NE 402/644-8500

St. Joe, IN 260/337-1800

Chemung, NY 607/529-9000 (Vulcraft of NY, Inc.)



We can make cars go faster
before you even dream them up.


With so many parts, calculations and components—it's a wonder today's car designs even fit on a single computer. So HP engineers, collaborating with Microsoft, optimize their workstations with Microsoft® Windows® XP Professional—delivering built-in support for high-performance dual-processor systems. HP performs thousands of regression tests to make sure things run smoothly before designers ever get to work. And with Windows® XP Professional, multiple complex applications can run simultaneously and seamlessly.* Get more productive. Get HP workstations.

HP recommends Microsoft® Windows® XP Professional for Business.




HP xw8000 Workstation
(monitor not included)

**Call your local reseller
or visit www.hp.com/go/mcad.**



ARCHITECTURAL RECORD

08.2003



Right: Rosenthal Center for Contemporary Art, by Zaha Hadid.
Photograph by Paul Warchol

News

- 27 Libeskind and Silverstein reach agreement for WTC site
- 28 Architects chosen to design Grand Museum of Egypt

Departments

- 19 Editorial: A letter to David Childs and Daniel Libeskind*
- 21 Letters*
- 43 Dates & Events*
- 51 Archrecord2: For the emerging architect by Kevin Lerner*
- 55 Correspondent's File: Houston by Mildred F. Schmertz, FAIA
- 59 Critique: Short essays about cities by Robert Campbell, FAIA
- 63 Exhibitions 1: National Design Triennial by Fred A. Bernstein
- 67 Exhibitions 2: Designs for public space by Fred A. Bernstein
- 71 Snapshot: London's miniature masterpiece by Diana Lind
- 228 Profile: Jeff Speck by Ingrid Whitehead*

Features

- 76 When Suburbs Become Mega-Suburbs by James S. Russell, AIA
What becomes of suburbs when they stop being residential communities dependent on a city and take on a life of their own?

Projects

- 85 Introduction by James S. Russell, AIA*
- 86 Rosenthal Center for Contemporary Art, Ohio
by Suzanne Stephens*
Zaha Hadid Architects
For her first building in the United States, Hadid adds some pizzazz to a tight corner site in Cincinnati.
- 94 Hamilton Square Garage and Bridge Cinema, Philadelphia
by Clifford A. Pearson*
Wood and Zapata
A garage and a cinema bring life to the fringes of a university.
- 102 Fünf Höfe, Germany by Sarah Amelar*
Herzog & de Meuron
Architects seek the European answer to the American mall.
- 110 Tacoma Art Museum, Washington by Sheri Olson, AIA*
Antoine Predock Architect
A landscape abstraction helps transform an industrial city.

Building Types Study 824

- 117 Introduction: Transportation Facilities by James S. Russell, AIA
- 120 Transportation Center, Korea by Nancy Levinson*
Terry Farrell & Partners
- 126 Terminal Two, Germany by Jan Otakar Fischer*
Murphy/Jahn
- 132 Millennium Rail Line, Canada by Randy Gragg*
Busby + Associates Architects
- 140 McNamara Terminal, Michigan by John Gallagher*
SmithGroup

For three additional transportation projects, go to Building Types Study at architecturalrecord.com.

Building Science & Technology

- 147 New Directions for an Old Building Type 
by Barbara Knecht*
Laboratory buildings have evolved to look more like businesses.
- 157 Digital Architect: Design online by Jonathan Cohen, AIA*

Lighting

- 173 Introduction by William Weathersby, Jr.
- 175 Creative Uses
- 176 Nike Showroom by Leanne B. French
Jump Studios
- 182 Hungerford Bridge by Leanne B. French
Speirs and Major Associates
- 186 SEA by Leanne B. French
Charoonkit Thahong
- 189 EuroLuce Review by Josephine Minutillo
- 190 Lightfair International Review

Products

- | | |
|--|-------------------------------|
| 195 Glass and Glazing | 205 Product Literature |
| 199 Product Briefs | 209 Product Reports Form |
| 16 What's at
architecturalrecord.com | 212 AIA/CES Self-Report Form* |
| 212 Reader Service* | 217 Manufacturers' Spotlight |
| | 224 Classified Advertising* |



The AIA/ARCHITECTURAL RECORD

Continuing-Education Opportunities are "New Directions for an Old Building Type" (page 147); "Masonry Mortars: Developing a Quality Assurance Program" (page 161), sponsored by Portland Cement Association; and "Architects' Widening View of Windows"

(page 167), sponsored by Andersen Windows.

You can find these stories at www.architecturalrecord.com, including expanded coverage of projects, continuing-education opportunities, and Web-only special features.

Promised myself
improve my roll cast



When you rely on JELD-WEN for all the windows and doors your project requires, you can fully enjoy the peace of leaving phone lines behind for fishing lines. JELD-WEN is dedicated to providing all the designs, sizes and performance specs you need to work efficiently. JELD-WEN® windows and doors offer your customers both beauty and worry-free performance. Find out more about the windows and doors you can rely on. Visit www.jeld-wen.com/JW7 or call **1.800.877.9482, ext. JW7**. We keep our promises, so you can keep yours.

Client requested energy efficient
windows and doors

JELD-WEN exceeded
expectations

Promise kept



RELIABILITY *for real life*™

CIRCLE 7 ON READER SERVICE CARD OR GO TO WWW.LEADNET.COM/PUBS/MHAR.HTML

JELD-WEN[®]
WINDOWS & DOORS

Visit us at archrecord.construction.com



Photograph © Kim Jaen-Young

Daily Headlines Get the latest scoop from the world of architecture.

Sponsored by



Expanded Building Type Study: Transportation


This month's BTS section takes you on an journey around the world to see projects from South Korea, Canada and Germany. Link to the people and products behind these projects online.

In the Cause of Architecture

Explore our online interactive feature on Edward Durell Stone, including: an essay on preserving Modern architecture; excerpts from Stone's writings describing the Conger Goodyear House on Long Island; photos of the house; biographical history on Stone and previous coverage of his projects—get it all.

World Trade Center

Rebuilding News. Get the latest updated coverage on the rebuilding process with news and insight.



Photograph © Paul Warchol

Project Portfolio

Must-See Architecture.

Connect online to see projects that redefine their cities from Zaha Hadid's Cincinnati Institute of Contemporary Art to Herzog and de Meuron's courtyards



Photograph © Cesar Rubio

archrecord2


Design: Sleepless in Nebraska.

A profile on the firm Min|Day and their interesting partnership—one works from San Francisco and the other from Omaha. Go online to see more of their projects not featured in the magazine.

Work: Hire me!

Here's a story about an intern that bought a piece of land, and convinced his firm to take him on as a client, and as lead designer.

Sponsored by



Photograph © Paul Bock

Lighting

Check out our illuminating lighting coverage this month online with creative features, projects, profiles and products PLUS links and more.

Sponsored by



Green Architect

Is This Product Green? Find Web-only product reviews, links to manufacturers and weekly Web features on green projects and issues.

Sponsored by



Receive CES Credits Online



Read *Record's* building science features/continuing education self-study courses and file for CES credits. This month learn and receive credit on the latest technology usage in university and industry research facilities.

Sponsored by



CENTRIA Architectural Systems


Exercise Your Options.

*How CENTRIA
Profile Series adds
appreciation to
metal panels.*


ence Technology University, Southfield, MI
ects: Neumann Smith & Associates, Southfield, MI
Gwathmey Siegel & Associates, New York, NY



Profile Louvers



Perforated Screenwalls



MicroSeam™ Corners



Curved Architectural Panels

The Challenge. Give architects a better-built, user-friendly, profiled metal panel system.

With the merging of contemporary industrial and commercial design, architects are challenged with aesthetic and mechanical issues related to blending these two very different styles.

The Solution. CENTRIA Profile Series.

CENTRIA Profile Series provides architects with engineered, integrated and functional design options that take architecture to new levels. Louvers that blend invisibly into walls, perforated screenwalls that produce dramatic texture and lighting changes, MicroSeam corners that eliminate welds and rivets, and curved panels that add interest and liquidity to sight lines.

The Difference Is In The Details. Call a CENTRIA Profile Series expert today.



CENTRIA

CIRCLE 8 ON READER SERVICE CARD
OR GO TO WWW.LEADNET.COM/PUBS/MHAR.HTML

www.CENTRIA.com North America 1.888.216.9600 International 1.412.299.8240

Exposed & Concealed Fastener Profiles – Perforated Screenwalls – Profile Louvers – CAP® System – MicroSeam™ Corners – Durallure® Finish



> Does the Building Industry
Really Need to Start Over?

You Decide.

www.bentley.com/bim

© 2003 Bentley Systems, Incorporated. Bentley and the "B" Bentley logo are registered trademarks of Bentley Systems, Incorporated or Bentley Software, Inc. BAA012610-1/0001 1/03

CIRCLE 9 ON READER SERVICE CARD
OR GO TO WWW.LEADNET.COM/PUBS/MHAR.HTML





An Open Letter to David Childs and Daniel Libeskind

Editorial

By Robert Ivy, FAIA

Now you've done it—cemented a relationship to design the first tower on the former World Trade Center site. We saw the reluctant look in your eyes as you accepted the inevitable and embraced in the photo-op; we saw the wary resolve and the lingering questions of what lay ahead for you both. We could tell it in your smiles: A forced marriage is never an easy one.

You need to know that every architect in this country—all 100,000 of us—stand behind you. Most architects worldwide join in wishing you two, and the groups that you represent, well. However, in the same breath, we're united in saying, "Don't mess this up."

You both will face skepticism, including cynicism from architects and the general public, that the dynamic forged in the original selection process has been subverted. Remember what has already happened: the hours of agonizing conceptual design, the hundreds of thousands of dollars spent by the LMDC and other teams of architects, the white-hot glare of the klieg lights focused on a choice. This choice. Despite the gaffes along the way, and the public repudiation of interim plans, Libeskind's plan emerged relatively unscathed.

With good reason. Daniel Libeskind captured something beyond mere building in his drawings. His first plans, presented at the Winter Garden in December 2002, caught the moment with a vertiginous edge, presenting a gritty, angular view of today's New York. Those first renderings, looming up from the Manhattan schist to asymmetrical high-rises, said something authentic about the people and the place with a dizzy energy. We recognized ourselves in those plans; you got it right.

Outside pressure and events have already affected the outcome. No one can deny that the PATH station had to return to service, but subsequent requirements have reduced the plaza's depth from approximately 70 to 30 feet; the Gardens of the World, which originally seemed more conceptual than actual, evolved into an open tower. Further changes will be inevitable and may prove beneficial as the plans mature. However, any decisions that


smack of expediency and threaten to compromise the force of the original must be rejected. That advice goes for the whole team, for your client, and for each of you individually.

David Childs, you have engaged complex programs before, though never with this critical attention. The stewardship of such a prime site, if managed properly, can gain you immeasurable international admiration, orchestrating the Libeskind scheme through the rough days ahead. Cave in too quickly, allowing this site to become a commodified real estate deal, or lend too heavy a hand to work that has already lodged in the public consciousness, and you will have failed in all our eyes. If you keep the Libeskind vision intact—not allowing the client or political wrangling to blunt the edges—you may find greatness within your grasp.

Daniel Libeskind, do not surrender or weaken the ideas you have already forged. When you have presented your intentions for New York and the WTC site, those present have risen to their feet and applauded. You've been forced into a compromise marriage; keep December's triumph in mind as you proceed through the coming months.

Both of you will be tested. Your client, the developer Larry Silverstein, controls the purse strings. The Port Authority, a relentlessly pragmatic institution, owns the land. The Governor of the State of New York holds the political cards. But make no mistake. Ultimately, your client is the public, bound to this place and this process by an ethical trust that you both share. All of your fellow architects support you in your work as you begin the translation of a strong idea from two to three dimensions.

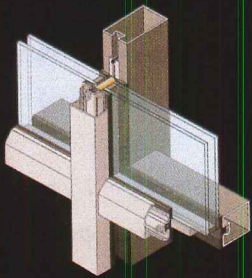
Here's your charge from all of us: Make it sing.



*“I had no idea
anyone could give me
fire-rated steel
curtainwall.”*

A N O T H E R N E W S O L U T I O N F R O M T G P

FIREFRAMES® CURTAINWALL SERIES



- *Fire-rated up to 2 hours*
- *Pressure glazed system*
- *Stainless steel or color caps available*
- *Narrow sight lines and large glass sizes*
- *Interior or exterior use*

**VISIT OUR WEB SITE FOR
COMPLETE INFORMATION**



FireLite® FireLite Plus® FireLite® NT FireLite® IGU Pilkington Pyrostop™ Fireglass®20 Fireframes®

FireLite and FireLite Plus are registered trademarks of Nippon Electric Glass Co., Ltd.
Pyrostop is a registered trademark of Pilkington. Fireglass and Fireframes are registered
trademarks of J.R. Four Ltd. © 2003 Technical Glass Products.

 **TGP**
Technical Glass Products
One Source. Many Solutions.™

1-888-397-FIRE (3473)
www.fireglass.com

Letters

Don't ignore the students

I am writing in response to an article about SCIArc written by Joseph Giovannini [Building Types Study, July, page 136]. Maybe Giovannini cannot find the entrance to the building downtown because he is too caught up trying to be critical instead of speaking with the students who make the school what it is. The article sounded more like an underhanded personal attack rather than a legitimate and interesting critique. Giovannini also lays out his "commentary" with no regard to the context of how the school fits into the downtown area. How many architecture schools would even attempt this move to downtown Los Angeles? How can someone who does not go to SCIArc tell me what the "programmatic concerns" are for

such a unique school as this one?

By ignoring the students, Giovannini really has no sense about what the school or the building means. Maybe Giovannini should have asked Michael Sorokin what he thinks? His opinion would be much more educated, since he actually lectured at the school and then stayed around for dinner with the students. I invite Giovannini to come do the same. Students alter the building every year for thesis, so maybe Giovannini should come then, when the school and the building shine. My family and I have subscribed to RECORD for a very long time. I very much enjoy the magazine, especially archrecord2, but if you choose to attack SCIArc in your magazine again, please come do it in front of the students of the

school. You will get a very educated and harsh response from a community that you should be supporting.

—Gavin Wall
Los Angeles

Geological rumblings

I thank you for the piece on the definitions of architecture in your June issue [Critique, page 61]. Always being on the lookout for new, pithy statements about our profession, your definitions intrigue me. Perhaps more apt than "Architecture is geology" in describing current trends is "Architecture is the appropriate synthesis of contemporary ideas to create space." This definition is applicable to centuries of architectural history, as well.

I am much more partial to Lou Kahn's aphorism "Architecture is the

thoughtful making of space." A professor of mine took this in a slightly different direction and said, repeatedly, "Architecture is the thoughtful making of special place."

My own personal definition is in between all of these: "Architecture is the appropriate, thoughtful synthesis of ideas of global (universal) import applied in a(n) (il)logical manner and carried out in agonizing rigor to create space." A little long-winded, but you can probably tell that I haven't been around long enough to have really made up my mind.

Someday I plan on nailing it down, and after that I hope it changes on me many, many times.
—Christopher Hamer
Oak Park, Ill.

In his article "Architecture as geol-

TENAYA[®]



The lighting designer wants a spectacular wall-wash effect from an in-grade fixture

But...

The landscape architect wants fully adjustable glare control accessories.

The electrician wants easy access to the junction box for installation and maintenance


But...

The engineer wants the fixture to be completely sealed and submersible.

The architect won't be happy unless all the finish screws are aligned PRECISELY the same on every faceplate

But...

The maintenance crew can't even guarantee the faceplate will still have screws in it next week.



CIRCLE 11 ON READER SERVICE CARD
OR GO TO WWW.LEADNET.COM/PUBS/MHAR.HTML



B-K LIGHTING
Quality to Last a Lifetime™

Letters

ogy?" [June, page 61], Robert Campbell invited "other definitions" of architecture. Here is one: "Architecture is the art and science of being neither." It is not quite art and not quite science. It tries to combine drawing, painting, engineering, psychology, politics, economics, construction, and jurisprudence into an amorphous conglomerate, but it has a superficial knowledge of each of these components. Nowadays an architect is not a chief builder anymore but a design manager who coordinates the efforts of other professionals and accommodates various, often belligerent interests. The architectural aesthetics or, as I call it, "the cultural function" of architecture still belongs to the professional elite, which periodically changes its shibboleths like "geological," "holistic," "contextual," "timeless," "sustainable," or "green," or whatever they invent to break the mediocrity of

the mainstream design that follows them. Psychologists call this phenomenon "aesthetic fatigue," which is also responsible for changes in other industries, like fashion. But this vacillation is not only inevitable but useful, because we instinctively imitate the great variety of natural species. Every time we remove plants and soil to build our structures, we feel their woeful inadequacy in comparison with the flexible, sustainable, and living structures of Mother Nature. This imitation may vary from a parachute to a rock, but both are necessary. So, for the elite, architecture is the art of inventing new images; for the rest of the profession, it is the art of interpreting them within specific constraints.

—Anatol Zukerman, AIA, BSA, Newton, Mass.

Multicolor malfeasance

I am writing in response to the histor-

ically informative article by John Calhoun pertaining to lighting the skyline (MetLife Tower) in the May issue [Lighting, page 316]. As a resident of the Lower East Side with a great view of the assorted collection of illuminated skyscrapers of the city, I would like to pose the question, "Why do we need to make Christmas ornaments out of architecture?" Not wanting to sound attached to the aesthetics of Feininger or Stieglitz, I wonder what is the attraction to the crass cult of disco building. Since when should a skyline be cute?

I am sickened with every incarnation of multicolor, "politically correct" lighting scenario that undermines the majesty of the city at night. There is an appropriateness, if not purity, in the neon color advertising that graces the heart of Times Square—there is an implied sense of festivity to the eclectic mosaic of Broadway—however, I fail to see the need to colorize towers in a way that cheapens, if not demystifies scale. The application of makeup, whether digitally or manually applied, makes

big things small, denying them a sense of mystery that one equates with monochrome. Color should be a direct result of light reflecting material, not mascara projected on sandstone and glass for the viewing pleasure of a "feel good" quickie cult.

The black and white of the city is not an exercise in nostalgia. A sensitive use of pure light takes great architecture out of the realm of commonplace and elevates it to the level of otherworldly.

—Stephen Talasnik
Via e-mail

Corrections

July's review of the Milan Furniture Fair [page 217] should have said that the desk by Zanotta was introduced this year to commemorate the 30th anniversary of Carlo Mollino's death, not the 13th. In the June issue [Building Science, page 185], Andres Prera of Hellmuth + Bicknese Architects should have been credited for the photomontage on page 188.

Send mail to rivy@mcgraw-hill.com.



VERSATILE

PERFECT FOR WINDOWS, DOORS, PANELS, GATES, CURTAINS.

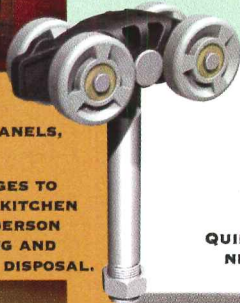
FROM HEAVY-DUTY ELEPHANT CAGES TO SLEEK OFFICE PARTITIONS; FROM KITCHEN WINDOWS TO STOREFRONTS, HENDERSON PUTS COUNTLESS SLIDING, FOLDING AND STACKING POSSIBILITIES AT YOUR DISPOSAL.



GRACEFUL

RADIUS DESIGN ALLOWS CURVED TRACK TO BEND ANY WAY IMAGINABLE.


NEEDLE BEARINGS ALLOW WHEELS TO GLIDE SMOOTHLY ALONG TRACK WITH MINIMAL NOISE AND OPTIMUM EASE.



DURABLE

AVAILABLE IN STAINLESS STEEL TO RESIST CORROSION IN HARSH WEATHER.

QUIET, SMOOTH-SLIDING, LONG-LIFE NEEDLE BEARING ACCEPTS 100% WEIGHT LOAD CAPACITY.



WHATEVER YOUR DREAM,
WE CAN HELP YOU BUILD IT.

QUALITY SLIDING AND FOLDING DOOR HARDWARE

HENDERSON

DISTRIBUTED IN NORTH AMERICA BY



PEMKO

VENTURA OR WHITTIER, CA: 800.283.9988

MEMPHIS, TN: 800.824.3018

E-MAIL: PEMKOSALES@PEMKO.COM

WEB: WWW.PEMKO.COM

CIRCLE 12 ON READER SERVICE CARD OR GO TO WWW.LEADNET.COM/PUBS/MHAR.HTML

If you can imagine it, Jakob can help you create it!
Jakob, Inc. (866) 525-6226
www.jakobstainlesssteel.com

Jakob[®] INOX LINE

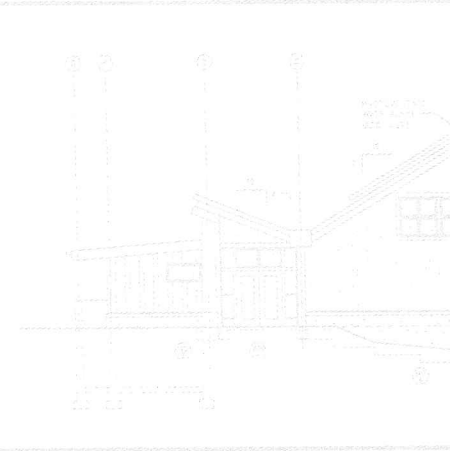

 Affordable
Swiss Quality

**Stainless steel wire rope products and connectors
for an unlimited range of applications.**

CIRCLE 13 ON READER SERVICE CARD
OR GO TO WWW.LEADNET.COM/PUBS/MHAR.HTML



COMMERCIAL
DIVISION





ARCHITECTURAL SERVICES

PELLA CORPORATION
PELLA, IOWA

INSTALLATION SHOP DRAWING FOR
PUGET SOUND ENV. LEARNING CNTR. - BLDG. TB

Location:	BAINBRIDGE ISLAND		
Architect:	HATHUN PARTNERS		
Sales Branch:	P.L. DISTRIBUTORS - BELLWUE, WA		
Name:	MIKE EMEISER	Date:	11-26-00
Checked by:	TB	Scale:	1/2" = 1'-0"

ELEVATIONS

SHEET NUMBER
1 of 3

IN ORDER TO CREATE A SUSTAINABLE DESIGN, YOU FIRST NEED TO BUILD A SUSTAINABLE PARTNERSHIP.



PROJECT: LEARNING STUDIO FOR AN ENVIRONMENTAL LEARNING CENTER FOR YOUNG PEOPLE THAT COMBINES ECOLOGY, TECHNOLOGY AND THE ARTS.

LOCATION: BAINBRIDGE ISLAND, WASHINGTON

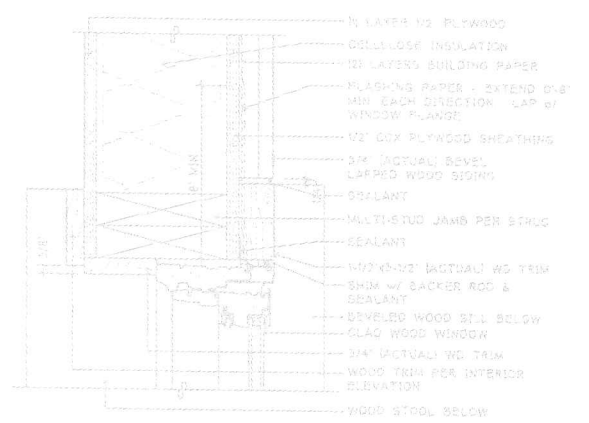
DESIGN BRIEF: MAXIMIZE THE CHILDREN'S EXPOSURE TO THE ENVIRONMENT WHILE SIMULTANEOUSLY ACHIEVING HIGH-ENERGY PERFORMANCE.

CHALLENGE: ACHIEVE THE HIGHEST SUSTAINABLE DESIGN GOALS, WHICH INCLUDED MEETING THE LEED 1.0 ENERGY CREDIT REQUIRING NO ACTIVE HEATING OR COOLING FOR 8 MONTHS OF THE YEAR.


PELLA PROCESS: SINCE FENESTRATION DESIGN WAS KEY TO THE PROJECT'S OBJECTIVES, THE PELLA COMMERCIAL TEAM WORKED WITH THE ARCHITECTS AND ENGINEERS FROM THE BEGINNING OF DESIGN DEVELOPMENT THROUGH OCCUPANCY. ONLY PELLA COULD PROVIDE THE OVERSIZED OPERABLE WINDOWS REQUIRED TO ACHIEVE OPTIMUM THERMAL COMFORT WITHOUT AIR CONDITIONING AND MINIMAL HEATING.

PELLA COMMERCIAL SUPPORT: FROM CONCEPTION THROUGH INSTALLATION, PELLA RESPONDS TO ALL THE SPECIFIC NEEDS OF YOUR PROJECT, NO MATTER HOW SIMPLE OR ELABORATE. FROM PROVIDING CUSTOM SOLUTIONS TO MEETING TIGHT SCHEDULES, PELLA WILL HELP ENSURE YOU MEET ALL YOUR TECHNICAL AND DESIGN CHALLENGES. CALL YOUR PELLA REPRESENTATIVE OR VISIT OUR WEBSITE.

1-800-84-PELLA OR WWW.PELLACOMMERCIAL.COM



WINDOW JAMB @ LAPPED SIDING (DOOR JAMB SIM.)
3" x 1'-0"



NO.	REVISION DESCRIPTION	DATE	DWG. #



Break Free From Traditional Ceiling Choices

Techstyle® Acoustical Ceilings will never sag, crumble or break.
Self-aligning, grid concealing panels create a clean, monolithic look.
Access is simple, downward and complete.

When it comes to innovation, ordinary ceilings simply don't hold up.



Transcend The Ordinary

Techstyle®
ACOUSTICAL CEILINGS BY **HunterDouglas**

For free sample or literature: www.hunterceilings.com Or call 1.866.556.1235

CIRCLE 15 ON READER SERVICE CARD OR GO TO WWW.LEADNET.COM/PUBS/MHAR.HTML

Libeskind and Silverstein reach an agreement for WTC site

Studio Daniel Libeskind and Larry Silverstein, the developer who holds the lease for commercial space at the World Trade Center site, reached an agreement on July 16 about Libeskind's role in the design of the 1,776-foot tower that will anchor the site. According to the agreement, David M. Childs of Skidmore, Owings & Merrill will serve as the design architect and project manager for the office building, which the Lower Manhattan Development Corporation (LMDC) bills as the world's tallest.



David Childs, Daniel Libeskind, and Larry Silverstein (from left) joined LMDC and Port Authority officials to affirm their agreement.

Libeskind, whose master plan for the site was selected by the LMDC, will collaborate with Childs during the concept and schematic design processes and will be a full member of the project team.

Critics of Silverstein had worried that the developer would exercise his right to put up a building without regard to Libeskind's design. Others worried about Libeskind's lack of experience in designing tall buildings. *The New York Times* reported that the agreement came under pressure from LMDC officials who have been ordered by Governor George Pataki of New York to adhere to a strict rebuilding time line. Libeskind has placed the skyscraper, known as the Freedom Tower, in the northwest corner of the site, at the end of an ascending spiral of buildings. Silverstein reportedly wants the tower closer to the

proposed transit hub at the northeast corner.

Libeskind's renderings also place two of the shorter office buildings in the spiral on land that is not owned by the Port Authority of New York and New Jersey, which owns the site of the World Trade Center. *The Times* reported that the Port Authority is pursuing those sites. One is the former location of a Greek Orthodox church that was destroyed when the towers fell; the Deutsche Bank building, recently declared unsalvageable, occupies the other. The off-site land would be essential to fulfilling the original spiral proposal and would also relieve some of the burden of restoring the 10 million square feet of office space that was lost, as Silverstein has said he intends to do.

Meanwhile, the Port Authority



Towers (far right) mark the new PATH station.

has built the first new aboveground structures at the site. Two trusswork towers have risen at the northeast corner of the site, marking the entrance to a temporary station for the PATH train to New Jersey.

The LMDC also announced that 5,200 teams or individuals entered its open competition to design the memorial for the site. A winner will be selected in the fall. *Kevin Lerner*

Dean changes lead to discontent at Columbia and U. of Tennessee

University of Tennessee

Marleen K. Davis, dean of the School of Architecture and Design at the University of Tennessee, was asked to step down in June by the university chancellor, who pointed to her budgetary mismanagement and uneven hiring practices. But several architects and students are protesting the decision, claiming that the move is unjustified and that Davis had been doing a superb job.

Newly named University of Tennessee chancellor Loren Crabtree says he sought the move, announced June 30, because Davis, who has been dean for nine years, ran up expenditures of more than \$677,847

since 1999. Crabtree also claimed that the procedures for hiring, promotion, and tenure under Davis had been "somewhat irregular." Said Crabtree: "The process has had problems. You need to assess the candidates' records without bias."

Several professors and architects, as well as students, at the university are up in arms about the decision. Many say the College of Architecture and Design has flourished under Davis, and that the reasons given for her dismissal aren't fair. A group of students has started a Web site dedicated to Davis's cause; it can be found at www.keepdeandavis.com.

Columbia University

Former Columbia University School of Architecture dean Bernard Tschumi, who stepped down in June, does not appear completely happy with the selection criteria for his replacement. He recently asserted that the new dean's selection committee was putting too much emphasis on the acquisition of a marquee name.


"They looked more for people that had some name recognition, which I think is not a criterion for the job," said Tschumi, who left the post to pursue other career interests full time. "The job demands a fair amount



A sign of protest at the University of Tennessee.

of hard work and not just a signature, figurehead name."

The 11-member committee to select a new dean was headed by former Columbia provost Jonathan Cole, who stepped down on July 1. A new head has not been named. Final dean selection will be made by President Lee Bollinger. *Sam Lubell*




When it comes time
to specify life
safety systems...

Turn to the experts.
Go straight to the source...

SecurityGateway.com

Visit www.SecurityGateway.com
for the latest in security:

- Homeland Security Policy Advisories
- News and Information
- Research
- Standards
- Technology, Products and Services



Security Industry Association
635 Slaters Lane, Suite 110
Alexandria, VA 22314
Tel: 703.683.2075
www.SecurityGateway.com

Working to protect the
future of our world...

CIRCLE 16 ON READER SERVICE CARD
OR GO TO WWW.LEADNET.COM/PUBS/MHAR.HTML



Record News

Grand Museum of Egypt design goes to heneghan.peng.architects

The firm heneghan.peng.architects has won the international architectural competition to design the Grand Museum of Egypt. The museum will be located between the city of Cairo and the outlying ancient pyramids. With a gross total budget of \$350 million, the museum complex is expected to attract at least 3 million visitors each year. There is no assigned date of completion.

The jury praised the architects' interpretation of the desert's topography and the design's "simple elegance" and "refined expressive qualities." As the architects note in their project description: "The museum traces a new profile for the plateau without competing with the pyramids." Structural folds in the museum's roof extend the line of the site's plateau, while a translucent stone wall opens the museum up to the pyramids. The proposal demonstrates the use of light to sculpt and separate the different elevations of the building into three "bands"—the lower plateau, the museum level, and the upper plateau. A piazza/sculpture court completes the scheme.

In 1992, Egyptian President Hosny Mubarak set aside a plot of land for the museum. An international crew of scholars and experts studied how to develop a museum that would house the world's largest collection of Egyptian artifacts. Two years



Plan for the Grand Museum of Egypt.

ago, a group including UNESCO and UIA began work on the competition brief, outlining a complex that would include exhibition galleries, conservation workshops, and archaeological storage space.

The competition attracted 1,557 entries from 83 countries. Teams led by Coop Himmelb(l)au and Renato Rizzi won second and third prizes, respectively. Heneghan.peng.architects were established in New York in 1999 and relocated to Dublin two years later after winning the international architectural competition for the Kildare Civic Offices in Ireland. *Diana Lind*


Schindler house dispute spurs a competition

A dispute between R.M. Schindler's famed studio-residence on Kings Road in West Hollywood, California, and a proposed condominium project next door has resulted in a design competition. The single-level, 2,500-square-foot house, built in 1922, is widely recognized as a landmark of early Modern architecture. Today, the wood-and-glass building houses the offices of the MAK Center for Art + Architecture.

When a developer recently purchased the adjacent lot to build a condominium complex, the MAK Center worried that the project could blight the home's historic presence. Unable to raise the \$2.8 million needed to buy the 20,000-square-foot property, the MAK Center launched a competition. As such, 20 architects were invited to submit an alternate vision for the adjoining parcel.

Submissions came from Coop Himmelb(l)au, Mark Mack Architects, Eric Owen Moss Architects, Dominique Perrault, Michael Maltzan, and RoTo Architects, among others. In June, a jury led by Frank Gehry, FAIA, selected proposals from Odile Decq + Benoit Cornette, Peter Eisenman (proposed design shown above), and Zaha Hadid Architects as the joint winners.

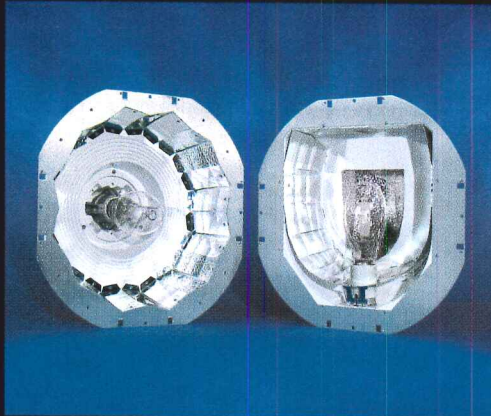
Although no money exists to build any of the schemes, which range from garden galleries (Eisenman) to a 21-story apartment tower (Hadid), the MAK Center plans to hold an exhibition of the entries in August. A grass-roots effort has since begun to preserve the adjoining property, getting it registered as a historic landmark. Meanwhile, the three-story, 28,000-square-foot condominium complex, designed by Lorcan O'Herlihy, a Schindlerlike stylist himself, is slated to break ground in December. *Tony Illia*



CIRCLE 16 ON READER SERVICE CARD
OR GO TO WWW.LEADNET.COM/PUBS/MHAR.HTML

Heritage

20th Century Looks
21st Century Performance




KIM LIGHTING

16555 East Gale Avenue
City of Industry, CA 91745
626/968-5666

www.kimlighting.com



Hubbell
Lighting, Inc.





Wouldn't You Rather Work Smarter Instead of Harder?

Now You Can Join Thousands of Design Professionals Who Have Already Discovered...



The fastest growing solution on the market today for specifying building products!



Once you have experienced the **AUTOMATED** approach to construction specifying, you'll never go back to any other method of specifying again!

Call TODAY and learn how to take your specification productivity to a higher level, and receive a free evaluation copy at:

1-888-BSD-SOFT
1-888-273-7638

Or visit our website at www.bsdssoftlink.com



Exclusive offering of CSI-DBIA and BSD.



CIRCLE 18 ON READER SERVICE CARD
OR GO TO WWW.LEADNET.COM/PUBS/MHAR.HTML

Record News

Controversy ends—Orlando Federal Courthouse back on track

Two years ago, it looked like Congress might pull \$60 million in funding from a federal courthouse project in Orlando after a feud broke out between the judges who were to work in the building and the General Services Administration. Now the project is



The design for the Orlando Federal Courthouse.

back on track and speeding toward completion.

The controversy started in 1998, when two judges objected to the procedures used to select Leers Weinzapfel Associates, Boston, as the project's architect. After much legal wrangling, a second panel again selected the firm. But by then

the cooperative spirit essential to getting the courthouse designed had been broken. The judges, who were now among those acting as clients on the project, and others in the community, vehemently criticized Leers Weinzapfel's original four-story design, objecting to the amount of glass in the proposed building's facade; courtroom size; location; acoustics; and security features. The GSA defended the design.


To save the project, negotiations were held between the building's future users and the GSA. These led to a second design. Leers Weinzapfel reshaped the building so that "it's much more solid and compact." The glass facade disappeared, and a bell tower, said to be inspired by one attached to a U.S. Post Office in Orlando, was added. A park, designed by landscape architect Dan Kiley, a parking deck, and a link to an existing building were added to the program so the entire block where the courthouse is to be sited will one day work as a continuous courts complex. *Charles Linn*

Peabody Essex Museum adopts an old Chinese house

The Peabody Essex Museum (PEM) in Salem, Massachusetts, recently concluded a \$150+ million transformation featuring a new wing by Moshe Safdie and the installation of Yin Yu Tang, the only complete Qing Dynasty house outside of China. The total project generated 250,000 square feet of new and renovated space, representing "a fundamental remaking of the institution," says Dan Monroe, executive director of the museum.

PEM's new 111,000-square-foot wing integrates the museum's 24 historic buildings with other existing structures. Safdie's design features a soaring glass roof covering an indoor street and atrium lined with brick- and sandstone-clad gallery pavilions.

A highlight of the museum's transformation is Yin Yu Tang, a Chinese merchant's house built c. 1800–25 in the Anhui style. Moved from the Huizhou region of southeast China, the 4,500-square-foot structure was the ancestral home of the Huang family. It is constructed of wooden post-and-beam framework surrounded by a stone and brick curtain wall and covered with lime plaster.



The Yin Yu Tang house at the Peabody Essex Museum.

By the 1980s, no family members were living in the house, and the Huangs decided they could not keep it.

The museum first learned of the house in 1996, and the following year an agreement was reached with the Xiuning County Cultural Administration to dismantle the residence and move it to PEM.


A team of Chinese artisans consulted on the house's reerection, working with project architects John G. Waite Associates and construction managers and general contractors Liberty Street Restoration Company. New materials were integrated with the old, then finished to preserve the building's original character.

Debra Pickrel



Self-sustaining, Self-adjusting, Self-sufficient

Introducing **EcoPower**[™] Faucets by TOTO
Saves energy Saves water Saves time




Micro Turbine

Features:

- Easy Access Debris Screen
- Smart Sensor
- Micro Turbine
- Rechargeable Battery
- Self-Cleaning Solenoid

Benefits:

- Filters sediment from incoming water
- Self-adjusting detection range
- Maintains battery charge
- Eliminates frequent disposal of batteries
- Reduces routine maintenance
- Soft-cycling feature reduces water hammer



TOTO U.S.A., INC.

Please call 1-800-391-1862 ext. 352 www.totousa.com

redefining the concrete jungle




Rahway Station



Engineered Systems for coloring, texturing and improving performance in architectural concrete, since 1915.

SCOFIELD

1 800 800 9900 or www.scofield.com

© L. M. Scofield Company 2003. All rights reserved.
SCOFIELD and  are trademarks of L. M. Scofield Company.
EBD192

Record News

Guggenheim Rio's future threatened by public outcry

The planned Guggenheim Museum in Rio de Janeiro, Brazil, faces a court challenge, threatening the project's future. A Brazilian court blocked construction of the 240,000-square-foot building, designed by Parisian architect Jean Nouvel, in late June following a public outcry that the \$250 million museum was an unaffordable luxury for a city racked by poverty.

On April 30, the city of Rio de Janeiro penned an agreement with the Solomon R. Guggenheim Foundation, New York, to build a new museum on Maua Pier in Guanabara Bay near Rio's business district. Under the terms of the deal, Rio would finance the museum's construction as well as its operating expenses and exhibitions. In exchange, the Guggenheim would lend its name, artwork, and curatorial expertise to the venue for \$28.5 million in licensing fees.

Although the museum is viewed as a key catalyst to revitalizing Rio's deteriorating waterfront, many of the city's 14 million residents feel the money could be better spent fighting crime or improving health care.

Court officials say the deal signed between the city and the Guggenheim isn't valid because it's


based on U.S. rather than Brazilian laws and valued in dollars as opposed to reals (Brazil's national currency). They also said no first payment would be made to Nouvel, who was to receive \$12 million.

"It's a very complicated and tense situation," said Nouvel. "But we are still moving forward, because nobody has told us to stop working."

The museum, much of which will be built underwater, calls for theaters, multimedia facilities, galleries, a restaurant, a retail store, and tropical gardens. Scheduled to open in 2006, the Guggenheim in Rio would be the sixth operated by the Guggenheim Foundation, including those

in New York, Venice, Bilbao, Berlin, and Las Vegas. *T.I.*

Jean Nouvel's plans for the Guggenheim in Rio de Janeiro.



Bunshaft's Emhart Building to be demolished

The Emhart Corporation building designed by Gordon Bunshaft of Skidmore, Owings & Merrill in 1963—a concrete and glass office and research building for a glass manufacturing equipment company, is slated for demolition this year by the CIGNA company. Emhart, part of the 300-acre Connecticut General Insurance company's 1956 suburban corporate campus acclaimed for the Wilde Building, also by Bunshaft—with Isamu Noguchi sculpture gardens and Florence Knoll interiors—will be developed for a golf course and a residential complex.


Emhart, an intriguing and experimental structure marking Bunshaft's initial work with engineer Paul Weidlinger, comprises a grid of tree-shaped, massive concrete columns with four diagonal branches supporting a concrete slab around two main volumes—an enclosed, two-story, black-box research laboratory and an interior courtyard open to the sky.

The second floor glazed office volume is recessed 3 feet from a concrete frame to provide shade for the offices and a ledge for cleaning the dark gray glass windows. A short pipe column rises from the concrete columns of the frame to support the roof beam that is covered with hinge-shaped sheets of stainless steel. This innovative pin element emphasizes the lightness of the roof in contrast to the concrete, in a true play of form and structure, which seems to take flight in the landscape.

It is ironic that this remarkable building, now deemed obsolete, could have provided office and laboratory space for contemporary high-tech industries. As architect Tyler Smith of Hartford, Connecticut, who organized the nonprofit Save Connecticut General in 2000 said, "Emhart could have been incorporated into the new development as a conference center or clubhouse." The Wilde Building, which still houses CIGNA employees, may yet be transformed for a new use. *Nina Rappaport*

Ellerbe Becket optimized this roof design
to decrease wind resistance for runners.

We designed AutoCAD 2004 to help you go faster too.



Introducing AutoCAD 2004. With 52% smaller files, you'll get work done like never before.

Designed, tested, constructed, and opened in a mere two years, Guangdong Olympic Stadium was already a monument to speed. Now imagine if the project team could have used the new AutoCAD® 2004 software: hundreds of people around the world sending files that were 52 percent smaller. Opening files 30 percent faster. And saving files a whopping 60 percent faster.* How are improvements of this magnitude possible? Autodesk has reengineered DWG compression—along with many other aspects of AutoCAD technology—expressly to help your project team create data more quickly and share it more easily. So you'll get your work—and your projects—done sooner, whether you're using AutoCAD 2004 or one of our many solutions built on it.

To find out how AutoCAD 2004 can help you work faster, visit www.autodesk.com/autocad2004.

autodesk®

As compared to AutoCAD 2002. Measurement is a preliminary indicator based on automation testing over a controlled network. Results are approximate and are subject to error and change. Product information and specifications are subject to change without notice. Autodesk, Inc. provides this information as is, without warranty of any kind, either express or implied. Photo courtesy of Au Xiao Min. Autodesk, the Autodesk logo, and AutoCAD are registered trademarks of Autodesk, Inc., in the USA and/or other countries. All other brand names, product names, or trademarks belong to their respective holders. ©2003 Autodesk, Inc. All rights reserved.

Lectures

August 11 Repairing the American Metropolis

Douglas Kelbaugh, FAIA, dean of the Taubman College of Architecture and Urban Planning at the University of Michigan



PHOTO BY TIM GRIFFITHS
NATOMA ARCHITECTS

August 14 Stanley Saitowitz

Principal of Natoma Architects, San Francisco

August 27 Washington as Edgeless City

Robert E. Lang, Director of the Metropolitan Institute at Virginia Tech in Alexandria, Virginia

Exhibitions

**Picture This:
Windows on the
American Home**
through August 11



PICTURE THIS COURTESY JOEL SANDERS ARCHITECT

**Do It Yourself:
Home
Improvement
in 20th-Century
America**
through August 17

**Saving Mount Vernon:
The Birth of Preservation
in America**
through September 21

National building museum

401 F Street, NW
Washington, DC 20001
202 / 272-2448

www.NBM.org



For more information and to register for programs, call or visit our website. Discounts for members and students.

Record News

Smithsonian's National Design Awards 2003 honors architects

The Smithsonian's Cooper Hewitt, National Design Museum will host its fourth annual National Design Awards on October 22 in the museum's headquarters at 2 East 91st Street in New York City. The \$1,000-per-person gala benefits the museum and will feature lifetime achievement awards for I.M. Pei, of Pei, Cobb, Freed & Partners, and Lella and Massimo Vignelli, of Vignelli Associates.

The awards event, expected to draw 550 people, honors the most outstanding contributions in American design. The awards began in 2000 as an official project of the White House Millennium Council, a program established to promote creative and innovative cultural projects in the U.S.



I.M. Pei.

Presidential involvement continues, with Laura Bush holding the position of this year's Honorary Patron. Award categories include lifetime achievement, corporate achievement, architecture, communications, environment, product, and fashion, a new category this year.


"Without fashion, we were really lacking an important element of design," said awards director Buff Kavelman. "It's a very vibrant aspect of design in the country, and one of the fields that the public thinks about first."

This year's jury is made up of architects and designers such as Rafael Viñoly; John Hoke III, global creative director of footwear design for Nike; Christopher Bangle, director of design at BMW; and interior designer DD Allen.

The selection process was intense: The jury received more than 300 nominations, solicited from a committee of more than 700 leading designers, educators, journalists, cultural figures, and corporate leaders.

Mr. Pei and Lella and Massimo Vignelli were selected by the jury to win lifetime achievement awards for their outstanding service to the design field. Pei won a Pritzker Prize in 1983 and is renowned for such projects as the Bank of China Tower in Hong Kong and the Pyramide du Louvre in Paris, among many others.

Lella and Massimo Vignelli lead Vignelli Associates, a New York design firm whose products include packaging design, interior design, architectural graphics, and corporate identity. The Vignellis have acted as longtime graphic consultants to



Lella and Massimo Vignelli.

ARCHITECTURAL RECORD, redesigning the magazine in 1982 and again in 1991.

The finalists for the excellence in architecture award are Architecture Research Office, which recently designed the Armed Services Recruiting


Station in New York City's Times Square; Frederick Schwartz, architect of the Goldman House in East Hampton, New York; and Billie Tsien and Tod Williams, creators of the Museum of American Folk Art in New York City.

"There's a great range of talents and specialties," said Kavelman of the architecture finalists. "One strength they all share is that they are all community-minded architects who have done important work for the field and for the communities they are in." S.L.

ASLA Awards

The American Society of Landscape Architects (ASLA) has announced the recipients of its 2003 awards programs. A nine-member jury led by Carol Mayer-Reed, FSLA, a principle at Portland, Oregon-based Mayer/Reed, selected

only 33 projects out of 436 entries to receive awards. Philadelphia's Olin Partnership garnered four awards, including the landmark prize for New York's Battery Park City's master plan and esplanade, and the J. Paul Getty Center in Los Angeles (left). The Sausalito,



California-based SWA Group netted three awards, among them a design excellence nod for Fidelity Investment's Corporate Campus in Westlake, Texas. A formal awards presentation will take place at the ASLA's annual meeting, held October 30 through November 3 in New Orleans. T.I. For a list of winners, visit our Web site at www.architecturalrecord.com.

Have you seen what's up with asphalt roofing?

Boasting all the colors you can imagine, plus a few you can't, today's high-end architectural shingles are up for all kinds of interesting possibilities. *See for yourself at www.asphaltroofing.org*



Asphalt Roofing
Manufacturers Association



CIRCLE 21 ON READER SERVICE CARD
OR GO TO WWW.LEADNET.COM/PUBS/MHAR.HTML

©2002 Asphalt Roofing Manufacturers Association

News Briefs

Modified Sydney Bench with Concrete Legs Model A1



Modified Sydney Bench Model A2
Steel, stainless steel or aluminum.
Contoured metal seat



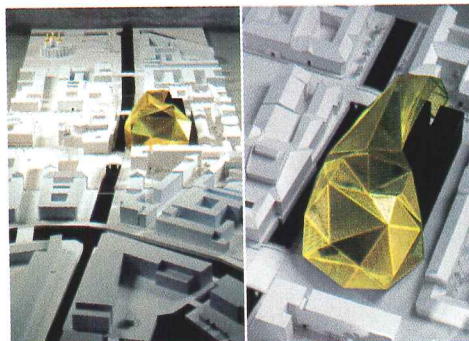
Canterbury International

5632 West Washington Boulevard
Los Angeles, California 90016
toll-free 800-935-7111
323-936-7111
fax 323-936-7115
canterburyinc@earthlink.net
www.canterburyintl.com

Vega Bench
Steel slats 2" wide x 1"
with 1/2" x 2" frame.
Option: wood seat.

CIRCLE 22 ON READER SERVICE CARD
OR GO TO WWW.LEADNET.COM/PUBS/MHAR.HTML

Start of Seating



Perrault's design for the Mariinsky Theater.

Perrault in St. Petersburg

Dominique Perrault has won an architectural competition to design a new 2,000-seat building for the Mariinsky Theater in St. Petersburg, Russia.

Perrault's design beat 10 other entries, including submissions by Hans Hollein and Mario Botta, among others. The plan calls for covering the new marble building in a veil of glass containing gold-colored anodized aluminum strips "presenting the theater as a beautiful instrument for the Mariinsky's performances, but also to intertwine with the city's historic fabric."

The new building will increase the space available at the Mariinsky by 127,953 square feet. Although final costs haven't been disclosed, the building will receive \$100-to-120 million in state funding and could be open by 2008. *T.I.*

Changes at Edinburgh's

Royal Botanic Gardens Edward Cullinan Architects has won an architectural competition to design a new visitor facility at the Royal Botanic



The garden occupies over 72 acres.

Gardens in Edinburgh, Scotland. The competition, conducted by the Royal Incorporation of Architects in Scotland, elicited 60 entries from throughout Europe. London-based Edward Cullinan topped a shortlist that included Hopkins Architects, Wilkinson Eyre, and Richard Murphy

Architects. The garden, which is the third-most-visited attraction in Edinburgh, occupies more than 72 acres and is home to more than 15,500 plant species. *T.I.*

A new arts center for Tempe

Barton Myers & Associates of Westwood, California, and Architekton of Tempe, Arizona, have



Tempe's Center for the Arts will include two theaters, a gallery, and a multipurpose room.




announced a September ground breaking for a new visual and performing arts center, the Tempe Center for the Arts.


The \$63 million complex, slated for completion in spring 2006, is to include a 600-seat main theater, a 200-seat studio theater, a 3,500-square-foot gallery, and a multipurpose room. The design also includes a 24-acre public park to be built and funded by the city of Tempe.

The arts center will be sheltered by an extensive concrete roof system intended to eliminate aircraft noise in the interior spaces. The design also incorporates artwork by artists Ned Kahn, Ramona Sakiestewa, Mayme Kratz, and Mark Ryan. *T.I.*


YKK AP Covers All The Subjects.



Entrances



Storefronts



Curtain Walls



Windows

YKK AP is your single source of quality glazing systems for innovative designs. Specify YKK AP products for your next school project. For more information call 1-800-955-9551, or go to www.ykkap.com.



Palmetto Elementary School, Orlando, Florida
Architect: Reynolds, Smith and Hills Inc.
Glazing Contractor: NR Windows, Inc.


©2003 YKK AP America Inc. is a subsidiary of YKK Corporation of America.

CIRCLE 23 ON READER SERVICE CARD OR GO TO WWW.LEADNET.COM/PUBS/MHAR.HTML



*BNP PARIBAS Bank Building, Montreuil-Paris, France
Architects: Arte Charpentier et Associés*

The most famous architects have integrated TERRART® into their design repertoire. Today, this façade system whose visible parts exclusively consist of terracotta, is worldwide recognised. Individual, property specific production provides for the unique character and the distinctive appearance of each TERRART® façade.



NBK Keramik GmbH & Co. KG
Reeser Str. 235 · D-46446 Emmerich · Germany
Tel. +49 (0) 28 22/81 11-0 · Fax +49 (0) 28 22/81 11-20
E-Mail: info@nbk.de · www.nbk.de

Area Sales Manager, U.S.A. F.J. „Bud“ Streff, jr.
Massachusetts, U.S.A.
Tel. (781) 639 - 26 62 · Fax (781) 639 - 80 55
E-Mail: bud.streff@aol.com

News Briefs

Five new bridges for Chicago

Chicago is renowned for its 30-mile chain of lakefront parks, but the highway known as Lake Shore Drive raises a formidable barrier between the city and Lake Michigan. On the city's south shoreline, commuter railroad tracks compound the problem, creating a barrier several hundred feet wide. Now, to improve access for pedestrians, cyclists, and people in wheelchairs, Chicago is holding a design competition for five pedestrian bridges on the lakefront.

Twenty-three architects have entered, including Murphy/Jahn, the Richard Rogers Partnership, and Wilkinson Eyre Architects. Santiago Calatrava, who met with Mayor Richard M. Daley of Chicago last year and was invited to enter the competition, was the most prominent no-show. Chicago officials previously had shelved one of Calatrava's designs, a pair of pedestrian bridges linking the city's Buckingham Fountain to the lakefront.

The bridges are expected to cost \$10 million to \$15 million apiece. Construction funding still has to be secured. Three of the bridges are to be built along the city's south lakefront. Another is to replace the aging North Avenue Bridge on the north lakefront, while the last is to be a movable bridge across the Chicago River.


City officials expect to parcel out the work among different architects rather than picking a single winner. The winning firms, which will team with engineers that have been prequalified by the city, are to be named by year's end. *B.K.*

Gehry and Newman at UConn

As part of the \$1.3 billion 21st Century UConn program, the University of Connecticut has hired architects Frank Gehry and Herbert S.

Newman to design a new building for its School of Fine Arts. The architectural contest drew proposals from more than 50 architects and was whittled down to three finalists: the Gehry/Newman team, Zaha Hadid, and Mack Scogin Merrill Elam.

The winning design is expected to cover 185,000 square feet and to combine Gehry's metal roofing and curved walls with Newman's neotraditionalist style.




UConn's School of Fine Arts, by Gehry/Newman.

The \$70 million project will house several theaters, a puppetry museum, concert halls, galleries, and dance and art studios. According to David Woods, dean of UConn's School of Fine Arts, the building will be completed by 2006. *D.L.*

Neues Museum restoration

A \$270 million restoration of the Neues Museum (New Museum) in Berlin broke ground in late June. London architect David Chipperfield and restorer Julian Harrap were commissioned to rebuild the famed



The Neues Museum's exhibition hall plan.

museum, which was battered in World War II and ignored during the cold war. The British duo reportedly plans to build upon the existing historic core of the museum, an exhibition hall built by Friedrich August Stüler between 1843 and 1855, preserving the remains

of its wall and ceiling frescoes and giving it a modern finish.

Work is expected to be completed by 2008, after which the Neues Museum will house the Egyptian Museum, the Museum for Prehistoric and Early History, and an extensive antiques collection. *T.I.*



WINDOWS ARE JUST THE BEGINNING.

CURTAIN WALLS

ENTRANCES

STOREFRONTS

INGENUITY

INNOVATION

VALUE

SERVICE

QUALITY

PERSPECTIVE

EXPERIENCE

DEDICATION

HERITAGE

TECHNOLOGY

LOOKING FORWARD TO EVEN BETTER IDEAS.

As we look back on fifty years, we can't help but realize how technology has always helped move us along. From our original jalousie designs to today's industry-leading ideas, innovation has kept our products and services consistent with our customers' challenges.

Our exclusive solutions—including the all-season efficiency of our Sunshades, Heatwall, Heat Mirror, E-Wall, System 433 Storefront, and more—are developed to enhance architects' vision and owners' value. Even our retro products are progressive: with more panning shapes than anyone else, we create replication windows that are beautiful, efficient, and true to the original design.

The future looks bright from our perspective. To see more, contact your EFCO representative, call 1-800-221-4169, or visit efcocorp.com.

**CIRCLE 25 ON READER SERVICE CARD
OR GO TO WWW.LEADNET.COM/PUBS/MHAR.HTML**

SEATTLE STAINED GLASS



2510 North 45th Street • Seattle, Washington 98103
 206-633-2040 • 800-524-3855
www.SeattleStainedGlass.com

photo Ron Robin

CIRCLE 26 ON READER SERVICE CARD
 OR GO TO WWW.LEADNET.COM/PUBS/MHAR.HTML

SEIHO INTERNATIONAL, INC.
 120 W. COLORADO BLVD.
 PASADENA, CA 91105
 TEL: (800) 248-0030
 (626) 395-7299
 FAX: (626) 395-7290
www.seiho.com
info@seiho.com



Our Human Environments Often Require Directed
 Tempered, Clean Airflow with Energy Savings



has the Solutions.

CIRCLE 27 ON READER SERVICE CARD
 OR GO TO WWW.LEADNET.COM/PUBS/MHAR.HTML

News Briefs

National Building Museum gets a new president

The National Building Museum's (NBM) board of trustees appointed Chase W. Rynd as its new president. Rynd's prior positions as executive director of both the Frist Center for Visual Arts in Nashville and the Tacoma Art Museum have made him a nationally recognized leader in the museum profession. As NBM president, Rynd will head planning and development to establish the museum as a leader in the field by increasing its role in the public dialogue about building and architecture. Rynd's post is effective September 2, 2003. *Randi Greenberg*

Krueck to design a new cultural center in Chicago


In the first test of whether a contemporary building will be allowed under the design guidelines that govern Chicago's new Michigan Avenue historic district, the Spertus Institute of Jewish Studies has announced that it will build a new cultural center, designed by Chicago architect Ron Krueck, in the district. Many Chicago architects criticized the guidelines, saying they would produce timid buildings in the clifflike, 11-block ensemble across from Grant Park. City officials maintain, however, that the guidelines will allow for creative solutions.

Krueck, a Modernist, will shape a 10- to 12-story building on a vacant lot just north of Spertus's current home. Scheduled to open in 2006, the \$40 million building will seek to create a sense of interaction between Spertus's museum, college, and library. *Blair Kamin*

Doug Michels dead at 59

Doug Michels, architect, artist, and cofounder of the Ant Farm design group, fell to his death on June 12 while climbing alone to a whale observation point in Eden Bay, Australia. He was 59.

Michels, a graduate of the Yale



Site of new Spertus facility.

University School of Architecture and recipient of three Progressive Architecture design awards, envisioned an "underground" design method with fellow architect Chip Lord, and appropriately named their design group Ant Farm. The group's most recognizable project, the *Cadillac Ranch* sculpture in Amarillo, Texas (1974), consists of 10 Cadillacs in a row jutting out of the ground. *Caroline Mitgang*

Libeskind's new house not his own design

Daniel Libeskind has contracted Alexander Gorlin Architects to renovate a loft in New York's Tribeca for him and his wife (and business partner) Nina, and their daughter. Asked why he didn't want to design his own living accommodations, Libeskind rejoined, "Does a barber cut his own hair?" Although this architectural haircut may be more straightforward than the spiky sort the distinctly avant-garde Libeskind might have come up with, the 2,100-square-foot loft does have a triangular floor plan. And it is within walking distance of the World Trade Center site, which allows Libeskind to keep an eye out for change orders being made by his new best friends in the building process, Larry Silverstein and Skidmore, Owings & Merrill's David Childs. *Suzanne Stephens*



Doug Michels.

I N T R O D U C I N G

G2 OPTIMA^{plus}

Superior
Performance

Superior
Aesthetics

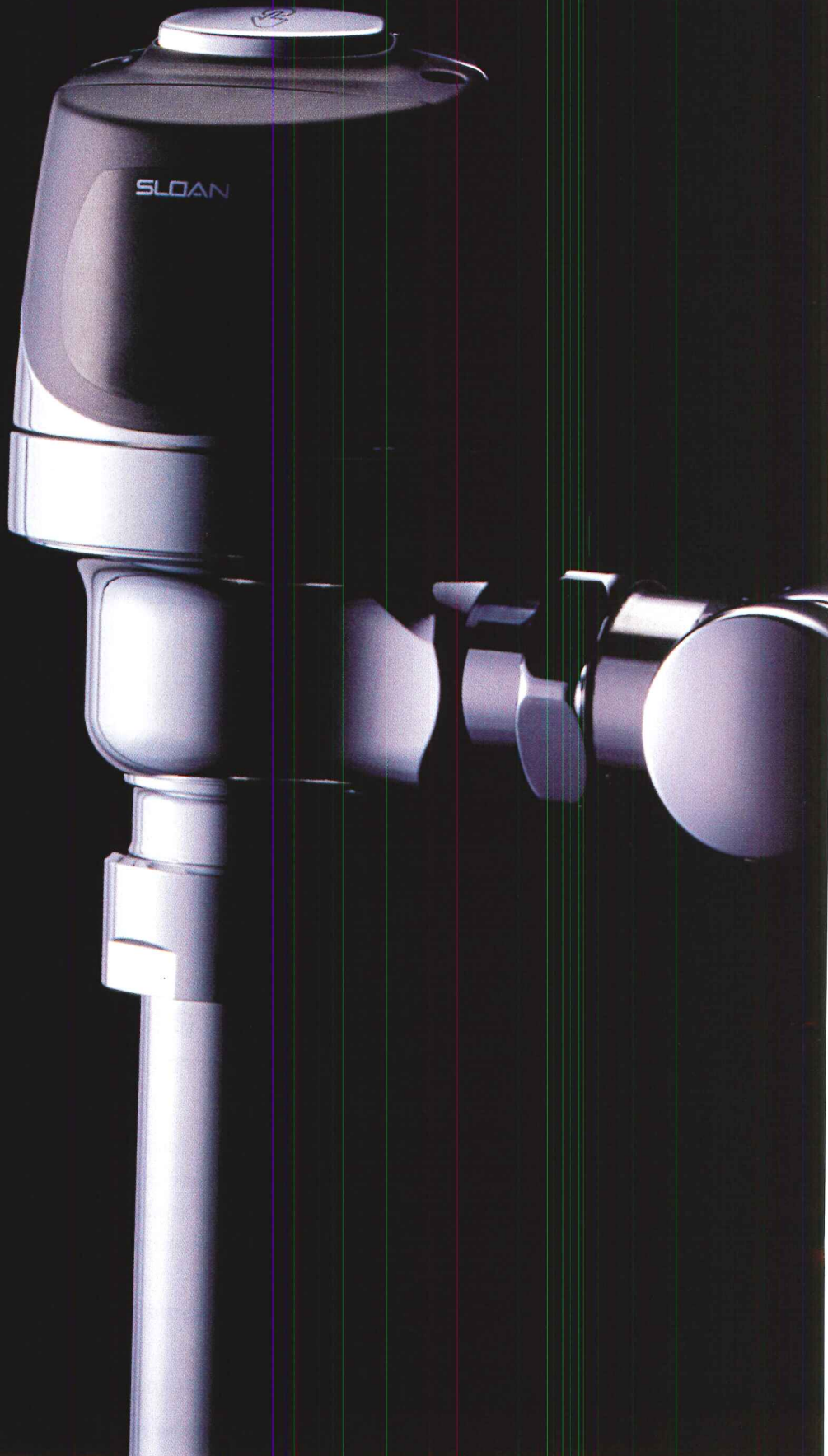
Superior
Engineering

What you
expect from
the leader. . .

SLOAN[®]

800.9.VALVE.9

www.sloanvalve.com/G2



CIRCLE 28 ON READER SERVICE CARD
OR GO TO WWW.LEADNET.COM/PUBS/MHAR.HTML



Naturally Beautiful.

Just one of the many strengths of Alcoa Cladding Systems' Family Of Reynobond® Natural Metal Composites.

Invite Mother Nature to be a part of your next project. Specify Reynobond Natural Metal composite panels. They provide all the functional benefits of Reynobond—with the clean, aesthetic impact provided by nature's finest elements. Like Zinc, Natural Brushed Aluminum, Copper, and Stainless Steel. They are ideal as wall panels or accents for interior or exterior applications that need to emphasize natural beauty. It's a look that can only come from nature. With strength that can only come from Alcoa Cladding Systems.

Alcoa Cladding Systems | Strength You Can Build On.

For product information, contact the Alcoa Cladding Systems Sales and Marketing Office at (800) 841-7774. Or visit us online at alcoacladdingsystems.com.

CIRCLE 29 ON READER SERVICE CARD OR GO TO WWW.LEADNET.COM/PUBS/MHAR.HTML

Dates & Events

New & Upcoming Exhibitions

Solos: SmartWrap **New York City**

August 5–October 10, 2003

The first show in a new series, *SmartWrap* features a pavilion by the Philadelphia architecture firm Kieran Timberlake Associates in the Cooper Hewitt Museum's Arthur Ross Terrace and Garden. *SmartWrap* is a concept for a customizable building material that would incorporate a building's facade as well as emerging technologies in heating, lighting, and solar energy. At Cooper-Hewitt, National Design Museum. Call 212/849-8400 or visit www.si.edu/ndm.

A Tribute to Preserving Schindler's Paradise

Los Angeles

August 6–31, 2003

In initiating this project, it has been the hope of the MAK Center to highlight the role context plays in historic preservation. As cities grow up around some of our most important buildings, can we maintain the situations in which they were first experienced? Project proposals for an ideal neighboring plan for the landmark Schindler House have been selected and will be on view at the house. Call 323/651-1510 or visit www.makcenter.org.

Absence Into Presence

New York City

September 3–October 3, 2003

An exhibition showcasing the art, architecture, and design of remembrance. The exhibition will look at works of funerary architecture; demonstrate how great architects have used the memorial genre to develop their own talents and theories; examine the difficulty of memorializing an event as complex and unfathomable as the Holocaust; and consider a range of aesthetic, cultural, and political issues that impact the process of remembrance. In the Arnold and Sheila Aronson Galleries at Parsons School of Design. Call 212/229-8987 or visit www.newschool.edu.

Up, Down, Across: Elevators, Escalators, and Moving Sidewalks **Washington, D.C.**

September 12, 2003–April 18, 2004

The exhibition will explore how these ubiquitous technologies have transformed our buildings, our cities, and our lives. Though these devices are mundane by virtue of our familiarity with their daily uses, *Up, Down, Across* brings to light the enormous impact they have on architecture and movement throughout the world. For further information, call 202/272-2448 or visit www.nbm.org.

Ongoing Exhibitions

Of Our Time: 2002 GSA Design Awards Show **Washington, D.C.**

March 27–October 19, 2003

Through models, drawings, and photographs, this exhibition documents the 24 public projects that received the design award honor last



At Altman, we know what it means to perform.

Take our new Spectraseries™ indoor and outdoor PARs. With pulse amplitude modulation LED light sources, they offer millions of colors, remarkable brightness and non-stop performance. And closed-loop monitoring means the fixtures keep working (and keep their cool) no matter what.

Now you've got the ability to connect art and audience. Define structure and space. Make dramatic statements like never before.

On with the show.

Fifty years of stage lighting innovation taught us one thing: nothing beats a spectacular performance.

Visit www.altmanlighting.com/spectraPAR or call 800.4.Altman.



Spectraseries™ technology gives you 16.8 million colors and on-the-fly control — in a bright, maintenance-free luminaire.

- 723 lumens at 8 feet
- 100,000 hours of continuous operation
- 23° beam/47° field

ALTMAN
Lighting, Inc.
BRINGING IMAGINATION TO LIGHT

CIRCLE 30 ON READER SERVICE CARD
OR GO TO WWW.LEADNET.COM/PUBS/MHAR.HTML

Dates & Events

year. The projects demonstrate how regional heritage can be integrated with the latest building technology to create dynamic, functional, and attractive structures, spaces, and artworks for the 21st century. At the National Building Museum. Call 202/272-2448 or visit www.nbm.org for more information.

National Design Triennial 2003: Inside Design Now New York City

April 22, 2003–January 25, 2004

The Triennial is a review of cutting-edge trends and future horizons in the fields of design practice, from architecture, interiors, and landscape design to product design, graphic design, fashion, and new media. At the Cooper-Hewitt, National Design Museum. Call 212/849-8400 or visit www.si.edu/ndm.

Traces of India: Changing Views of the Monuments of a Subcontinent Montreal

May 15–September 14, 2003

The exhibition will present more than 200 master photographs taken by travelers, military surveyors, and professional photographers within the context of the British colonial era, exploring some of the greatest architectural sites of the Indian subcontinent. At the Canadian Centre for Architecture. Call 514/939-7000 or visit www.cca.qc.ca for further information.

Fragile Jewels of India: Preserving an Extraordinary Architectural Heritage New York City

May 29–September 10, 2003

The show focuses on Jaisalmer, the legendary Golden Fort of the Rajasthan desert, and also features other historic and endangered sites and cities. Through architectural details, archival and contemporary photographs, textiles, tools, and crafts, the exhibition explores the historic architecture and conservation of many sites. At the World Monuments Fund Gallery. For more information, call 646/424-9594 or visit www.worldmonuments.org.

Katie Grinnan: Adventures in Delusional Idealism New York City

July 24, 2003–January 4, 2004

Evoking contained, self-sustaining ecosystems and utopian communities, Grinnan uses moldable plastic and computer-altered images of corporate spaces to create large-scale photo sculptures and installations that envelop the architecture of the Whitney Museum at the Altria Sculpture Court on 42nd Street. Call 917/663-2453 or visit www.whitney.org.

Celebrating Saint Petersburg New York City

June 11, 2003–January 25, 2004

Reflecting the splendor and cosmopolitan culture of the czarist court, the selection of approximately 75 objects, dating from about 1700 to the early 20th century, includes exquisitely crafted furniture, silver, porcelain, jewelry, and other luxury items of Russian, as well as French, English, Swiss, and German manufacture. At the Metropolitan Museum of Art. Visit www.metmuseum.org or call 212/535-7710.

Pere Noguera: Lands Barcelona

Through August 31, 2003

A poetic reflection on the design of elements of earth used in architecture, in the home, for domestic utensils, for furniture, decoration, the garden, and everything that surrounds us. At the Ceramics Museum, as part of the Year of Design 2003. Visit www.designyear2003.org.

Fire Rated Glass

**That Substantially Reduces
the Dangers of Radiant Heat**



Warnock Hersey
WH

SAFTI FIRST

Safety and Fire-Rated Technology International

Your First Source for Fire-Rated Glass
Since 1982.

SuperLite I-XL 45/60-minute

is a breakthrough, patent-pending, technology developed by SAFTI, manufactured in the U.S., that stops the spread of fire by reflecting heat back towards the fire source, protecting lives and property from the transfer of radiant heat.

SuperLite I-XL™ product features:

- Used nationwide to provide safe egress and fire protection in schools, hospitals, historical renovations, wildfire residential areas, and around property lines.
- Meets highest impact safety rating -- CPSC Cat. II 400 ft. lbs - perfect for schools and recreational facilities.
- Clear 1/4" glass with 81% light transmission.
- Survives thermal shock from sprinklers.
- Approved and listed by Warnock Hersey.
- Manufactured in U.S. for fast lead times.

Visit www.safti.com for our complete line of products and downloadable specifications and details. Or call us at 888-653-3333 (or in California, 415-822-4222).

Wideck®

Long-Span Roof and Floor Deck
Ceiling Systems

Wideck
EDP450A

Amtrak Station, Bakersfield, CA

EPIC®
METALS CORPORATION

Eleven Talbot Avenue
Rankin PA 15104 USA
PHONE: (412) 351-3913
FAX: (412) 351-2018
www.epicmetals.com

"The design required an acoustic ceiling that would complement the exposed steel frame and also serve double duty as the structural deck. Epic's Wideck has undeniably provided all the qualities the design demanded...it met all our expectations and more!"

Architect Chuck Simmons
ROSSETTI, El Segundo, CA

Specify Acoustical Wideck for your next project to achieve:

- High Acoustical Ratings
- Design Focal Point
- Structural Roof Deck
- High Reflectivity for Indirect Light

CIRCLE 32 ON READER SERVICE CARD OR GO TO WWW.LEADNET.COM/PUBS/MHAR.HTML

Dates & Events

Lectures, Conferences, Symposia

Repairing the American Metropolis Washington, D.C.

August 11, 2003

In a discussion of the economic, social, and architectural costs of sprawl, Douglas Kelbaugh, FAIA, dean of the Taubman College of Architecture and Urban Planning at the University of Michigan, will present alternatives to conventional suburban development and proposals for urban redevelopment. In addition, he will describe the differences

and commonalities that can be found among Urbanism, New Urbanism, and Post-Urbanism. At the National Building Museum. Call 202/272-2448 or visit www.nbm.org.

Stanley Saitowitz Washington, D.C.

August 14, 2003

Principal of the San Francisco-based firm Natoma Architects, Saitowitz will discuss his work, including early projects in his native South Africa. His portfolio includes the Yerba Buena

Lofts in San Francisco, Oxbow Art School in Napa, and a new school of architecture for the University of Waterloo in Canada. Saitowitz received the AIA's 1998 Henry Bacon Award for Memorial Architecture for the New England Holocaust Memorial in Boston, and his Transvaal House was named a National Monument by the National Monuments Council of South Africa. At the National Building Museum. Call 202/272-2448 or visit www.nbm.org.

D.C. Builds Washington, D.C.

August 27, 2003

Edgeless cities are a form of sprawling office development that lacks the relative density and cohesiveness of edge cities. Robert E. Lang, director of the Metropolitan Institute at Virginia Tech in Alexandria, will explore how parts of the Washington, D.C., region, like many other suburban areas, have become edgeless cities, and will discuss the challenges facing our urban policymakers as this new suburban condition continues to spread. At the National Building Museum. Call 202/272-2448 or visit www.nbm.org.

International Design Conference in Aspen (IDCA) Aspen, Colo.

August 20–23, 2003

Held each summer since 1951, IDCA presents a vital and authoritative forum on design for professional designers, students, critics, and thinkers. This year's program theme is "Safe: Design Takes On Risk." Visit www.idca.org or call 970/925-2257.

The Ninth Annual 2003 Designer's Fare New York City

September 19–28, 2003

Showcasing the work of outstanding interior and landscape designers, the ninth annual Designer's Fare will be a major fund-raiser for the Mount Vernon Hotel Museum and Garden. Leading interior designers will create exciting spaces that focus on all aspects of entertaining, from traditional to trendsetting, while landscape designers present their displays in the museum's garden. At the Mount Vernon Hotel Museum and Garden. Call 212/838-1623 for ticket information or visit www.mountvernonhotelmuseum.org.

CERSAIE Bologna, Italy

September 30–October 5, 2003

The international exhibition of ceramics for the building industry and bathroom furnishings will promote profitable commercial exchange and new ideas for industry specialists, architects,



FOR design SPECIFY

Polygal Polycarbonate For Glazing Design Flexibility

- **Maximum Design Creativity**
 - Widest variety of colors and sizes in the industry
 - Light weight for wider spans, lighter support structures
- **Easy To Install**
 - No special training, tools or handling equipment required
 - Cold forms into arches at the job site
- **Unrivaled Factory Backing**
 - Outstanding tech support and design help
 - Strongest warranties in the industry*

* Warranty details available on-line or on request

Complete Polygal product descriptions and specifications on-line at www.polygal.com

800-537-0095

Since 1983, North America's Leading Supplier of Polycarbonate Products






DISCOVER THE COLORS OF STRENGTH.

©2003 JELD-WEN, inc. JELD-WEN and Pozzi are registered trademarks of JELD-WEN, inc., Oregon, USA.

Pozzi® metal-clad wood windows are available in a limitless array of enduring color finishes. In fact, they're so strong they're guaranteed for 20 years (even in coastal areas). To learn more visit www.pozzi.com/cladding.

CIRCLE 34 ON READER SERVICE CARD
OR GO TO WWW.LEADNET.COM/PUBS/MHAR.HTML


POZZI
WOOD WINDOWS®
Part of the JELD-WEN® family

Dates & Events

and designers. For further information, call 39051/66-46-000 or visit www.cersaie.it.

FIAM 2003

Valencia, Spain

September 29–October 4, 2003

The International Fair of Lighting Fixtures presents a complete product range covering all styles, from Classical to Modern and contemporary. At Feria Valencia. For additional information, call 34/96-386-1100 or visit www.feriavalencia.com.

Different by Design: Modern Architecture and Community

Houston, Texas

September 17–October 8, 2003

A forthcoming lecture series to be presented by the Rice Design Alliance will explore what role architectural design plays in constructing community identity. These talks will address the issue of Modern architecture's representation as well as its reception. At the Museum of Fine Arts. Call 713/348-4876 or visit www.rice.edu.

Density: Myth & Reality

Boston

September 12–14, 2003

Density can play a role in containing sprawl, reviving urban centers, and creating a sense of place. The Boston Society of Architects will host a conference on the topic, exploring design for density in settings that range from cities large and small to older suburbs. Visit www.architects.org/density.

18th IAKS Congress

Cologne, Germany

November 5–7, 2003

The International Congress for the Design, Construction, Modernization, and Management of Sports and Leisure Facilities will cover sports facilities for the Olympics 2006 Soccer World Cup in Germany, and other topics. Visit www.saia.org.za/kznia/18thIAKScongress.html.

Competitions

The 2003 National Post Design Exchange Awards

Toronto, Canada

Deadline: August 31, 2003

Canada's most prestigious design competition is open to design professionals and their clients across Canada. It is the only awards program to judge design by results, balancing function, aesthetics, and economic success. The categories are Products, Environments, Interiors, Visual Communications, Fashion, New Media, and Sustainable Design. Visit www.dx.org.

Palisades Glacier Mountain Hut Competition

Berkeley, California

Deadline: December 5, 2003

An international competition for the design of a 60- to 80-person wilderness-base-camp facility for overnight stays near the trailhead leading to the Palisades Glacier in the Sierra Nevada Mountains of Central California. Visit www.ced.berkeley.edu/competitions.


The 2003 Pinnacle Awards Competition

Cleveland, Ohio

Deadline: September 19, 2003

The Marble Institute of America is accepting entries for its awards competition, honoring excellence in commercial and residential natural-stone projects around the world. Entries will be judged on beauty, creativity, ingenuity, and craftsmanship, and will be presented in three categories. Call MIA at 440/250-9222 or visit www.marble-institute.com.

E-mail ingrid_whitehead@mcgraw-hill.com.



REJUVENATION

Period lighting and house parts made to order | Free catalogue
or specifier's binder | 877-745-1900 | rejuvenation.com

For and about the new generation of architects

archrecord2

FOR THE EMERGING ARCHITECT

DEPARTMENTS

This month, even more than usual, archrecord2 celebrates unconventional partnerships. In Design, meet two architects who established their firm at the moment one of them moved away, a decision they say energized them creatively. And in Work, meet an intern in Oregon who started a business as a developer and convinced his employer to take on the project—and to let him design it. On the Web, as always, you'll find our forum, Talk.

DESIGN

Mutual in Omaha and San Francisco

Jeffrey Day and E.B. Min, the principals of Min|Day, acknowledge that they picked an apparently counterintuitive moment to turn their on-and-off collaboration into a formal partnership. The two had been working on projects together for a few years, since Min had left her last employer to set out on her own. Both were living in San Francisco at the time. Then Day was offered a teaching position at the University of Nebraska at Lincoln, and moved to Omaha to join his wife.

Thus—with principals living half a country apart—Min|Day was born.


"I think out of all the people we've worked with in our careers, we really work together the best," Min said, "and that's something you can't replace. So despite the distance, we wanted to continue to pursue the arrangement."

The unusual two-city setup informs the pair's practice in ways that were both expected and unexpected. The mechanical accommodations necessary to keeping up a long-distance partnership came as no surprise: phone calls, e-mail, and occasional flights to one city or another for weeklong charrette sessions. Min and Day did not expect, however, that the particular pairing of cities would have a bearing on their work.

"Most of our clients are still in California, because that's where we have the most word of mouth," Day said. "What's interesting about our Nebraska projects is that we're getting sorts of projects that we wouldn't get on the coast, and we become directly involved in projects in a way that we haven't approached in California, where we have a fairly conventional practice."

"It's something we wouldn't have predicted," Min added, "but our Nebraska work has turned out to be our experimental work."

One of the major themes that appears in all of Min|Day's work, whether experimental or not, is an emphasis on landscape. Min worked for landscape architects, and, she says, the experience influenced her appreciation of landscape as a part of architecture. Day agreed, and said that landscape also influences the firm's architecture in a more fundamental way: "We think of landscape as a



Castillo House,
Richmond, Calif., 2002–present
A leftover lot behind a suburban development becomes a "working

landscape" for a client who runs a sitework business. The house will be clad in stressed skin panels and windows designed by the owner.



Palo Alto Poolhouse,
Palo Alto, Calif., 2001

The architects conceived this pool house as part of an evolving landscape, rather than as a single focal point for a backyard.



(continued from previous page) process," he said, "as a way of working with projects that have uncertain futures. The work of landscape architects always looks better with time, whereas the work of architects starts to deteriorate as soon as it's built."

Beyond the broad idea of landscape, however, Min|Day's work is difficult to categorize, which is at least in part by design.

"We don't talk about style," Day said. "Even when clients initiate a discussion about style, we try to defer that and work with the program and the client's particular needs. But if there is a stylistic overlay, it's just a by-product of how we work."

They have designed a diverse range of programs: an ADA-accessible suburban residence, an adaptive reuse arts center

Bemis=Art Landscape, Omaha, 2001-present

This arts center plans a new performance area, interiors, and landscaped courtyards.



in downtown Omaha, and a straw-bale house on a wind farm, for example. When they talk about their practice, they often use the word "expansive."

"It was great that we solidified our relationship when Jeff left," Min said. "Where he's located and where I'm located, our businesses influence each other, and it helps us maintain a strong curiosity in building methods, clients, and design. It all has to do with the fact that we have this Nebraska office." *Kevin Lerner*
For more of Min|Day's projects, and to learn how to submit your own, go to architecturalrecord.com/archrecord2.



Museum of Art & Design, San José State University, 2003

This proposal suggests a museum that would be a "glowing lighthouse" at the center of campus.

WORK

Seeing what develops

An intern creates a job on the side

Kevin Cavenaugh has a good gig for an architecture school graduate. He's an intern at Fletcher Farr Ayotte (FFA), a busy and established firm in Portland, Oregon. As an intern, he can't sign off on his own projects, and by his own admittance, there are "people higher up on the totem pole."

So, in order to do some more substantial design work, and to satisfy the nascent developer in him, he scraped together \$100,000 of "smoke and mirror money" and bought a piece of land in southeast Portland, which he intended to develop as a mixed-use complex in a neighborhood of single, young professionals. But it was his position with FFA that allowed the project, known as "Box & One," to happen.

"I'm not a licensed architect, and even if I were, I have a wife and two kids, and I don't want to moonlight to do this," Cavenaugh said. "I asked FFA

IMAGES: COURTESY MINI|DAY (TOP); © LARRY GAWEL (BOTTOM); GENE FAULKNER (OPPOSITE, TWO)



IBM Command Center - Boulder, Colorado

Privacy windows at the touch of a switch!

Polyvision, a revolutionary breakthrough in Liquid Crystal Display technology, allows you to transform from a milky-white translucent to an optically clear state with the touch of a switch. Polyvision provides endless application for architects and other design professionals.

- Privacy windows for conference rooms, executive offices and tradeshow exhibits
- Bullet-proof security glass

- Hospital privacy, surgery and intensive care area
- Bank teller windows
- Special effects for the entertainment industry
- Ultra-modern residential and commercial applications

Polytronix, Inc.
805 Alpha Drive
Richardson, TX 75081

POLYVISION™
by Polytronix, Inc.

Tel: 972.238.7045 x 140
Fax: 972.644.0805



A wine bar (far left) adds to the neighborhood's street life. The complex also houses a bakery. Upstairs, four lofts (one interior shown at left) and one flat provide new neighborhood housing.

if they wanted to do a smaller project with me as the client, and I held my breath, because they had everything to lose and nothing to gain. This wasn't going to be a cash cow for them."

FFA approved the project, and let Cavanaugh choose one of the firm's partners to oversee his work. He chose Dale Farr, AIA. With himself as client, Cavanaugh set out to design the project, which is significantly smaller than

FFA's usual work.

"At the end of each month," he said, "FFA would hand me a paycheck—and a much larger bill."

But his investment is beginning to pay off. All five residential units are occupied a year after completion, and the bakery and wine bar downstairs have proved to be popular neighborhood attractions.

Dale Farr said that the project bene-

fited the firm, as well, allowing it to work on a more "cutting-edge" project, which he said was an inspiration to the firm's younger designers.

Cavanaugh also gained design experience: "Since he's the owner," Farr said, "it really was a chance for Kevin to learn from his mistakes and not get fired or sued." *Kevin Lerner*

Go to architecturalrecord.com/archrecord2 for more career stories about emerging architects.

FIREPROOFING WORTH THE LOOK!

A/D FIREFILM® II 

*Decorative Thin-Film
Fire Resistive Coating
for Structural Steel*

*A/D FIREFILM® II combines ratings up to
3 hours with the appearance of exposed steel.*

A/D FIRE PROTECTION SYSTEMS

1-800-263-4087
www.adfire.com



Photo: World Trade Center East, Boston, MA. Architect: Shepley Bulfinch Richardson & Abbot Architects
Photo: Peter Vanderwarker. A/D FIREFILM® II on structural steel

CIRCLE 39 ON READER SERVICE CARD
OR GO TO WWW.LEADNET.COM/PUBS/MHAR.HTML

6:17am

Steelscape customer John Norman is at peace with himself and nature—
He knows that his cool metal roofing is energy efficient and recyclable.



Responsibility—Responsibility for the environment lives within the hearts and minds of Architects and Specifiers everywhere. Painted steel used for cool metal roofing applications is the way to go. With endless architectural profiles and an array of color options, how can you go wrong? Steelscape, Inc. understands the importance of environmentally friendly building products. This is why Steelscape offers pre-painted ZINCALUME® and TruZinc® steel with a wide selection of cool colors to choose from. 888.285.7717 www.steelscape.com



Great people behind great steel

CIRCLE 40 ON READER SERVICE CARD
OR GO TO WWW.LEADNET.COM/PUBS/MHA

Houston focuses on the restoration and development of the Buffalo Bayou, a historic waterway

Correspondent's File

By Mildred F. Schmertz, FAIA

For many decades, the Buffalo Bayou, a badly neglected 10-mile waterway corridor that meanders between Houston's westward and eastward limits to flow into Galveston Bay, has blighted the city. Unfortunately, not enough public attention was paid or support given to earlier civic efforts to transform the bayou into an urban amenity. A Planning Report of 1913 for the Houston Park Commission noted that "the backbone of a park system for Houston will naturally be its bayou or creek valleys ... these valleys intersect the city in such a way as to furnish opportunities for parks of unusual value within a comparatively short distance of most residential areas, those of the future as well as the present." This linear park system was never implemented, nor were later landscape proposals. Today, the bayou's ecological problems are serious—its riverbanks are eroded, brownfields are extensive, and most of the native wildlife is gone.

In 1986, a group of Houston's most prominent citizens, concerned about the future of their city, formed the Buffalo Bayou Partnership (BBP), a nonprofit organization to oversee development of the historic waterway. In the past six years, the partnership has raised and leveraged more than \$40 million in public and private funds for improvements and currently is facilitating nearly \$50


million in landscape enhancements. In 2002, working in partnership with representatives of Harris County, Harris County Flood Control District, and the City of Houston, BBP produced a long-range integrated regional master plan known as "Buffalo Bayou and Beyond" that will direct the rehabilitation of the bayou as an ecologically functional system protected by low-impact development. The planning and urban

design firm Thompson Design Group Inc./EcoPLAN and the landscape architecture firm Dodson Associates, with support from engineering, transportation, and water-based-activity consultants, directed the 18-month planning process.


In the early 19th century, goods were transported along the bayou, leading to the official birth in 1836 of the city as a trading center. With the growth of railroads

a century ago, the waterway became obsolete. The master plan, by refocusing the relationship of the city to the bayou, will make it once more a central feature in urban life, transforming and shaping every aspect of Houston's future growth. The proposal calls for the creation of 850 acres of new linear parkland that will transform the bayou into a recreational and scenic resource for Houston. Within the park system will be a

DEPARTMENTS




The master plan calls for the transformation of the existing city (left) into a place that maintains the bayou as a public resource, offering its banks and waters as a safe, clean, visible, and accessible amenity (bottom left and below).



Architect and journalist Mildred F. Schmertz is a former editor in chief of ARCHITECTURAL RECORD.

Correspondent's File



Edges of the waterway will be designed to provide flood protection, as well as areas for outdoor seats, tables, and kiosks.

network of trails and public sites that promote access to the bayou. Existing neighborhoods, reclaimed former industrial sites, key sites chosen for future housing and commercial development, and all

areas of downtown will have access to the bayou's views and riverbanks.

The master plan divides Houston into three geographic sectors: West, Downtown, and

East. For the west sector, plan elements include a general upgrade of the bayou environment, improved habitat, better access, and expanded waterway for boating. In the downtown sector, a key component of Houston's continued revitalization, the bayou is largely invisible—roadways cover it, access is poor, and few retail and recreational activities exist along


develop new employment opportunities through new industry, and strengthen neighborhood connections to the bayou as well as to the rest of the city.

What are the prospects for the master plan's long-term success? Planner Jane Thompson is counting on the civic leaders' track record to date and on strong community support. She notes, "The plan

THE BAYOU PLAN WILL BE DIRECTED AS AN ECOLOGICALLY FUNCTIONAL SYSTEM PROTECTED BY LOW-IMPACT DEVELOPMENT.

its edges. Adjacent parking lots and vacant sites must be replaced with downtown development that is multipurpose and tailored to an urban design vision that perceives a fine waterfront as essential to a new life for Houston. In the east sector, the bayou becomes a large river hidden behind industrial buildings, some functional, others abandoned. The goal is to improve boulevards, enhance existing parks and create new ones,

builds on the substantial achievements of the BBP to improve Buffalo Bayou and change the way Houstonians see and appreciate this waterway. Hundreds of concerned private citizens, business leaders, and residents of adjacent neighborhoods were heard from and listened to. In a sense, this really is a people's plan, developed by Houstonians with a vision for the bayou and a deep concern for the future of this city." ■



Washrooms so innovative, they'll help your business clean up.

Washroom cleanliness, style and functionality are often factors as to whether a customer will patronize a business. From lavatory systems, partitions and plastic lockers, to showers and grab bars, Bradley is your single-source provider of commercial washroom products. Let Bradley show you how dependable washroom products can help improve your bottom line.

1-800-BRADLEY

Bradley
Washroom Design Innovation

www.bradleycorp.com

©2003 ALL RIGHTS RESERVED.


CIRCLE 41 ON READER SERVICE CARD
OR GO TO WWW.LEADNET.COM/PUBS/MHAR.HTML

COMING SOON

WE SAW YOUR VISION...

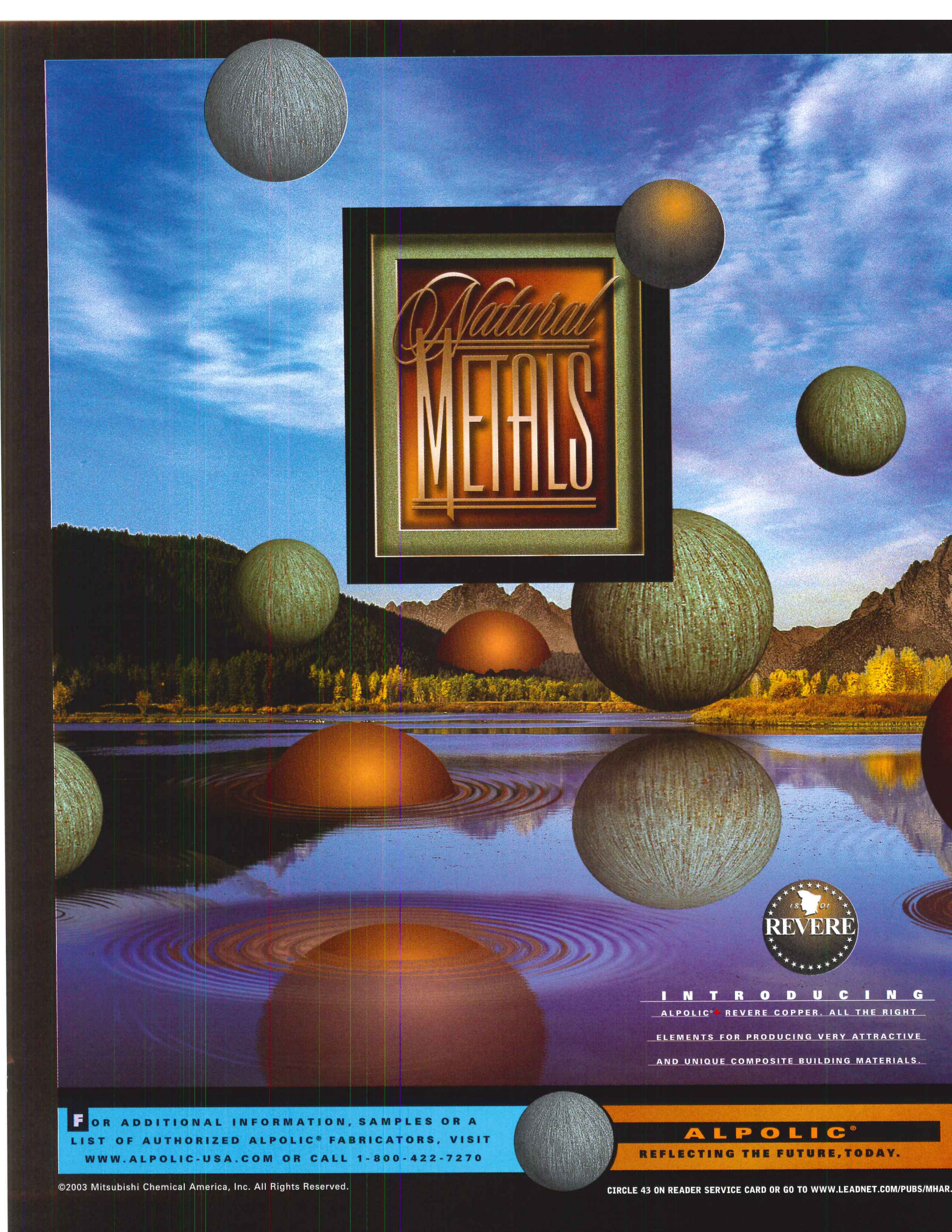


NOW WAIT 'TIL YOU SEE OURS...



See the Difference Quality Makes
www.kolbe-kolbe.com
1-800-955-8177

CIRCLE 42 ON READER SERVICE CARD
OR GO TO WWW.LEADNET.COM/PUBS/MHAR.HTML



Natural
METALS



I N T R O D U C I N G
ALPOLIC® REVERE COPPER. ALL THE RIGHT
ELEMENTS FOR PRODUCING VERY ATTRACTIVE
AND UNIQUE COMPOSITE BUILDING MATERIALS.

FOR ADDITIONAL INFORMATION, SAMPLES OR A
LIST OF AUTHORIZED ALPOLIC® FABRICATORS, VISIT
WWW.ALPOLIC-USA.COM OR CALL 1-800-422-7270

ALPOLIC®
REFLECTING THE FUTURE, TODAY.

Four short essays comment on the peculiar ways cities do or don't work

Critique

By Robert Campbell, FAIA

The dog that mussed the grid

Charleston, South Carolina, is my favorite American town plan. (The favorite of Colin Rowe, by the way, the architectural historian and guru, was the plan of my home city of Buffalo. Buffalo is like maybe one fourth of Washington, D.C., laced with Olmsted parks and parkways. But your favorite can never be your own home town.)

At a conference in Charleston, I once invented a myth to explain the Charleston plan.

The mayor is trying to determine what the street plan of Charleston should be. To explain his ideas to his staff, he lays a fisherman's net on the floor of his office. The net is a simple, typical American grid. It represents a network of streets, oriented to the cardinal points of the compass, and all meeting at right angles.

But that night, the mayor is in a hurry to get away for his annual boar-hunting vacation. He doesn't bother to remove the net. Over the next few days, a dog comes and lies down on it. Visitors and staffers walk back and forth across it. Gradually, the net becomes a less regular grid. It acquires small bends and jogs, minor irregularities. One day, the mayor returns to his office. He looks at the net and realizes he's got his plan.

Contributing editor Robert Campbell, FAIA, is the Pulitzer Prize-winning architecture critic of The Boston Globe and coauthor of Cityscapes of Boston (Mariner Books, 1994) with Peter Vanderwarker.

The plan of Charleston is what you might call a "distressed grid." There is still enough of a grid so that you know where you are as you walk around the city. You can tell what's north, south, east, and west. You can sense in which direction are the two rivers. The grid, like all grids, orients you in the universe.

But the bends and jogs make places where something special can occur, like the famous jog on Church Street that foregrounds St. Philips Church. You get the best of both worlds: Overall order on the one hand, invention and surprise on the other. A distressed grid is an ideal plan for a city.

I once related this myth of origin to an old friend, Joe Riley, who has been mayor of Charleston since 1975. He's been telling it ever since.

Why the Red Sox don't need an urban space

In the middle of Boston sits a space called City Hall Plaza, a product of the urban renewal era of the 1960s. It is a vast redbrick piazza in front of Boston City Hall. City Hall Plaza is a miserable sunbaked desert in summer, and a frozen windswept expanse of tundra in winter. It is empty of pedestrians nearly all the time.

Since the plaza has no observable purpose, I have always thought someone should provide an explanation, perhaps in the form of a prominent sign in the middle of it

that would announce: "Urban Space." Then we would know.

When you ask planners why City Hall Plaza should exist, you are always told that this is the place of civic celebration. The plaza awaits the day when the Red Sox will win their first World Series since 1918. (On that day, if it ever comes, most Bostonians will be on the telephone with their shrinks, their psyches shattered by the realization that

the trusted order of the cosmos has been violated. But that's another story.)

What Bostonians forget is that another team, the hated New York Yankees, wins the World Series all the time. Yet the Yankees do not have an urban space in which to celebrate. At night, after the final game of a winning series, Yankee fans simply take over Times Square. It would be difficult to design an

urban place less obviously suited to mass assembly than Times Square. But that's exactly why it works so well. The cops close off the side streets, the crowds mob the sidewalks, and an endless parade of honking cars files down Broadway, with guys standing on the car seats and roofs waving their



Set aside for celebration, City Hall Plaza in Boston, above, is deserted most of the time. But Times Square in New York (top) always draws a crowd.

Critique

beers and their Yankee caps and shirts. They haven't been given a space of celebration. They've appropriated it.

Times Square is not an empty vessel, peacefully awaiting your arrival. It is not a comfortable bed that planners have made for your urban delight. The public must grab it

AS CHARLES MOORE PUT IT, "MODERNIST ARCHITECTS SPOKE IN ESPERANTO." BUT WHO WRITES POETRY IN ESPERANTO?

away from its other uses, must take it over. This act of appropriation is the source of its energy as a public space. And the act of appropriation then becomes a metaphor for the triumph in the ballpark.

Later in a Yankee championship week, there's a more formal parade down lower Broadway in the Wall Street area. That isn't an urban space either.

An anthropologist, a poet, a philosopher, and an architect all saying the same thing

Mary Catherine Bateson, anthropologist, writing about the opinions of her mother, Margaret Mead: "Human beings do not eat nutrients. They eat food. Food with symbolic meanings, flavors, colors, and smells. Food in

the form of traditional dishes that fit the days of feast and fast and speak of the relationships of husband and wife, parent and child."

Mark Doty, poet: "A language of ideas is, in itself, a phantom language, lacking in the substance of worldly things, those containers of feeling and experience, memory and time. We are instructed by the objects that come to speak with us,

those material presences."

Isaiah Berlin, philosopher: "A universal logic, like a universal language, empties the symbols used of all that accumulated wealth of meaning created by the continuous process of slow precipitation by which the mere passage of time enriches an old language, endowing it with all the fine, mysterious properties of an ancient, enduring institution. To analyze the precise associations and connotations of the words we use is not possible, to throw them away is lunacy."

Berlin and Doty are writing about language. Bateson speaks of food, which—like architecture—is a cultural language. What they say is equally true of architecture. If we strip away the associations and connotations, the redundancies and resemblances, leaving something merely functional or merely invented, architecture disappears.


Or as architect Charles Moore put it: "Modernist architects spoke in Esperanto." He was exaggerating, of course, to make a point. But it's true

that no one writes poetry in a wholly invented language.

The city as a mystery novel

One way of reading a book is to ignore the beginning and, instead, dip in here and there, figuring out the story from bits and pieces. The book becomes a mystery and you become the solver. You put together evidence to answer the question: What is this book about? You decompose the book into clues and recombine it into a harmonious whole in your mind. You become not reader but author. It can be a more vivid, more interactive way of reading. It's like the fun of entering a movie a third of the way through and imagining the beginning from the clues in front of you.

This is also the best way to see a city. Not starting with maps and guides, but getting lost in the city. Making it a mystery you need to unravel. Working out a solution for yourself from the evidence before you. Discovering the city, inventing it, rather than learning how someone else has understood it. ■



Inox from HDI.

The *inox* railing system is a pre-engineered, interior/exterior guardrail that makes a compelling design statement, while offering the durability, corrosion-resistance and low maintenance of stainless steel. Consider *inox* for your design.

The University of Maryland selected our *inox* stainless steel guardrail for its incomparable design elegance.

- Handrails — in wood/stainless, stainless or colored nylon
- Infill panels/rails — in glass, stainless steel rails or perforated stainless panels
- Curved rails and custom designs
- Finishes — brushed #6

Complete project management and installation expertise are also available. Contact HDI Railing Systems to learn more about *inox*, Circum, Nylon Coated and D-Line railing systems to complement your building designs.

HDI Railing Systems

Handrail Design, Inc.
1200 Corporate Blvd. • Lancaster, PA 17601 USA
PH: 717.285.4088 • FAX: 717.285.5083
E-mail: info@hdirailings.com www.hdirailings.com

It has made
cranky old
cabinetmakers
smile. Flooring
installers have
brought their kids
in to show off
their work.
And architects
have been made
to look even more
like geniuses.



It's plantation-grown Lyptus®. Even though it grows many times faster than other hardwoods, Lyptus® is harder than oak. It's also extremely versatile, as it is available in sawn lumber, plywood and flooring. It machines beautifully and welcomes a variety of finishes. Lyptus® plantations assure you of consistent quality and supply—and the price is pleasantly predictable.

To find out more or to schedule a presentation, call 877-235-6873.

Lyptus®

Distributed by Weyerhaeuser
weyerhaeuser.com/lyptus

©2003 Weyerhaeuser. Lyptus® is a registered trademark of Aracruz Products.

**CIRCLE 45 ON READER SERVICE CARD
OR GO TO WWW.LEADNET.COM/PUBS/MHAR.HTML**

CAPTURING
LIGHT AND
PROTECTION
ONE
WINDOW
AT A TIME

LLumar[®]
WINDOW FILM

*the alternative to
replacement glass*

PERFORMS LIKE
SAFETY GLASS.

LESS EXPENSIVE
THAN LOW-E
GLASS.

AS BEAUTIFUL
YET MORE
DIVERSE
THAN FROSTED
GLASS.

MORE ENERGY
EFFICIENT THAN
ORDINARY
GLAZING.

800-2-LLUMAR
www.llumar.com

CIRCLE 46 ON READER SERVICE CARD
OR GO TO WWW.LEADNET.COM/PUBS/MHAR.HTML

SWEETS#8870, BuyLine 4977

 DuPont Teijin Films



BOMA
International



MEMBER OF
IWFA
INTERNATIONAL
WINDOW FILM
ASSOCIATION

LLumar[®] products are registered trademarks of CPFilms Inc., a unit of SOLUTIA, and produced in an ISO 9001 certified facility by Americans using only American made materials. ©2002 CPFilms, Martinsville, VA

What's going on here? Looking at design without labels

Exhibitions

National Design Triennial: Inside Design Now. Curated by Donald Albrecht, Ellen Lupton, Mitchell Owens, and Susan Yelavich, at the Cooper-Hewitt, National Design Museum, New York City. April 22, 2003–January 25, 2004.

For the curators of the National Design Triennial, organizing hundreds of works—ranging from Christopher Niemann's (brilliant) magazine illustrations to carved wooden decanters to ornate hats to perfume bottles to movie sets—couldn't have been easy. The show's catalog, from Princeton Architectural Press, unfolds alphabetically, by the designer's last name. The exhibition Web site is organized around such categories as "Image and Text" and "Stage, Screen, and Spectacle." But where it matters, at the museum's Carnegie mansion on East 91st Street, the arrangement is entirely aesthetic, as if the curators had set out to decorate the imposing house. That they did so, successfully, is no small feat (the ornate rooms have fought with previous installations), but it's also a curiously slight ambition for the show, which will be filling almost the entire museum through January 25, 2004.

At the first Triennial three years ago, items were arranged around such themes as "Minimal," "Branded," and "Fluid." Those labels helped reviewers (including this one) critique curatorial choices and enabled visitors to grasp the concepts that compel designers. If you think this exhibition deserved a

similar intellectual framework, you'll be disappointed. If you just want to enjoy the pieces on display—many of which are beautiful, and some of which are available in the gift shop—without having to think, you'll be relieved.



Little here could be called high-tech; there are none of the wearable computers, wristwatch cell phones, and personal transportation devices one has come to expect from design museums. In fact, the most impressive technological feat—by the MIT Media Lab's Cynthia Breazeal—is a bed of flowers whose petals and stems respond to human movements. There are also flowers to sit on (Critz Campbell's witty fiberglass chairs) and flowers to look at (Antenna Design's shower of cherry blossoms over the museum's main staircase). The show seems to be saying that, in a thorny world, design shouldn't be challenging, but reassuring. Everything's coming up roses.

Michele Oka Doner's castings from nature and the bronze light fixtures of Stephen McKay are what the design magazines have dubbed "high touch." Which is to say, these pieces, undeniably lovely, could have been created five or 50 years ago. Not so Yusuke Obuchi's *Wave Garden*, a vast installation that would harness the motion of the ocean to produce electricity, and then, when energy consumption dips on weekends, become a dazzling sculpture garden.

Only a handful of architects made it into the show. Stanley Saitowitz/Natoma Architects has a stunning, unbuilt synagogue in San

By Fred A. Bernstein

Working with nature: Critz Campbell's floral-patterned fiberglass chair (right), Yusuke Obuchi's *Wave Garden* installation (below), and one of Stanley Saitowitz's bar houses (bottom) that opens up to the land.



Exhibitions



Francisco, a series of "bar" houses, and his Yerba Buena Lofts [RECORD, August 2002, page 116]. New York's Dennis Wedlick has a quartet of beautifully crafted houses. Asymptote's Hani Rashid and Lise Anne Couture get to show off their A3 office furniture system for Knoll and HydraPier [RECORD, November 2002, page 110], while Escher + GuneWardena Architecture presents its three Electric Sun tanning salons in Los Angeles [RECORD, September 2001, page 148]. The show also includes houses by Mark Sofield for Prospect New Town in Colorado and furniture by Gaetano Pesce.

The big surprise is Peter Eisenman, decades older than most of the other "winners." Eisenman's cultural center in Santiago de Compostela, Spain, is jazzy in a way that seems practically Gehry-esque. The other Gehry-esque item is Abiomed's artificial heart, its tita-

nium chambers surprisingly reminiscent of the titanium chambers of the Guggenheim Bilbao.

Many of the items in the show seem dated, despite the curators' insistence that they're cutting-edge. (Andrea Valentini is hardly a "genius," as the catalog calls her, for creating a foam-rubber ottoman that folds back onto a matching foam-rubber chair.) Worse, the few "socially conscious" entries—Greg Vendena's shingles made from recycled tires and Michael Rakowitz's \$5 tent for vagrants—come off as tokens, given the lack of idealism in most of the other entries. It's as if the design world, chastened by the bursting of the dot-com bubble, has turned inward. The show's subtitle—*Inside Design Now*—turns out to have a double meaning: These are designs that fit in a curio cabinet. The Cooper-Hewitt, at least for now, seems content to be that cabinet. ■

Frank Gehry, call your office: Peter Eisenman's cultural center in Santiago de Compostela, Spain, has a Gehry-esque jazziness (below), while Abiomed's artificial heart (right) has titanium chambers that recall the Guggenheim in Bilbao.



PRECAST CONCRETE AT ITS BEST

Stepreads™




PRECAST CONCRETE
CLOSED RISER STAIRTREADS AND LANDINGS.
ADA COMPLIANT

 **STEPSTONE, INC.**

800 572-9029 NATIONWIDE DISTRIBUTION
VISIT OUR WEBSITE WWW.STEPSTONEINC.COM

CIRCLE 47 ON READER SERVICE CARD
OR GO TO WWW.LEADNET.COM/PUBS/MHAR.HTML

More than a divider. . .



Cascade Coil Drapery
www.cascadecoil.com
800/999-coil

CIRCLE 48 ON READER SERVICE CARD
OR GO TO WWW.LEADNET.COM/PUBS/MHAR.HTML



Visuellé Wall Base

the FINISHING TOUCH


that makes a lasting impression



The new Visuellé Wall Base from Roppe is a high quality, TPR rubber compound that gives you the look of custom-crafted woodwork. Visuellé also provides the proven performance, easy maintenance and long-term value you expect from Roppe products. For the perfect finishing touch to your flooring application, Visuellé Wall Base is available in all the colors of our MatchMates® Color Matching System.


ROPPE IS WALKING THE WALK.

When you're talking a custom look and exceptional durability, Visuellé Wall Base lets you walk the walk with confidence.



ROPPE.

Proven. Flooring. Experiences.



1-800-537-9527 www.roppe.com



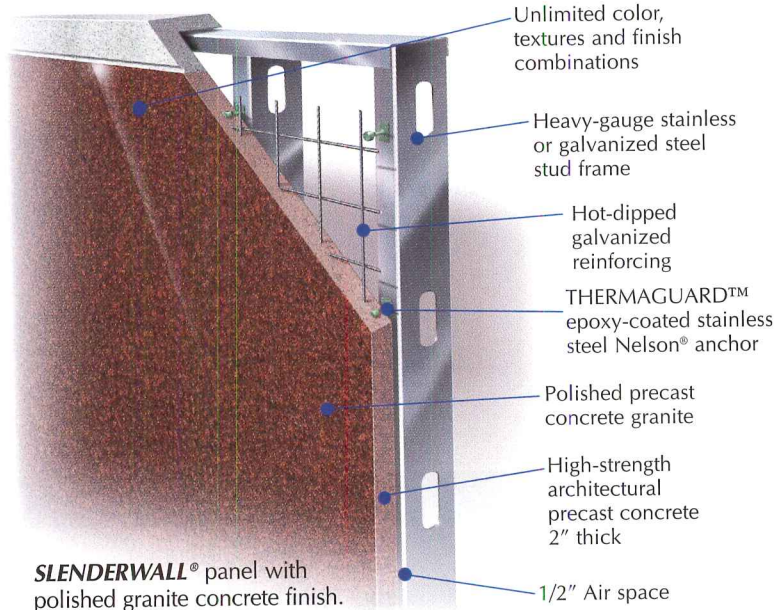
rubber wall base, tile, treads, accessories ■ vinyl wall base, treads, accessories ■ solid vinyl tile ■ esd flooring systems

CIRCLE 49 ON READER SERVICE CARD OR GO TO WWW.LEADNET.COM/PUBS/MHAR.HTML

It is true. It will make a permanent change in the way you design.

SLENDERWALL® combines time-proven components to create a permanent lightweight wall system for new construction and renovation. Architectural precast concrete, insulated Nelson® anchors, and heavy-gauge stainless or galvanized steel studs create a single, efficient exterior wall system with unlimited design freedom.

SLENDERWALL® is designed to reduce building foundation and structure costs, shipping and installation costs, and thermal transfer. The design isolates the exterior precast skin from the structural stresses associated with wind loading, steel/concrete structure movement, expansion and contraction, and seismic shock.



SLENDERWALL® is available throughout North America from selected architectural precasters through **EASI-SET® INDUSTRIES**, licensor of precast concrete products worldwide.

Call for literature and design manual.



EASI-SET® INDUSTRIES

Midland, VA 22728 • 1-800-547-4045
www.easiset.com • info@easiset.com



Marriott's ExecuStay – 32 Stories – 3rd Avenue, NYC
Owners: Townhouse Management Company
Architect: H. Thomas O'Hara
Developer: Mitchell Maidman

SLENDERWALL®

Architectural Precast Concrete/Steel Stud Building Panels

In the public realm: Does low-tech work better than high design?

Exhibitions

By Fred A. Bernstein

Open: New Designs for Public Space. Curated by Zoe Ryan, at the Van Alen Institute, New York City, through October 31, 2003.

Good documentaries about architecture are rare, so it's a treat to find one at the Van Alen Institute in conjunction with the current exhibition, *Open*. Made by the Australian Broadcasting Company, the film tells the story of Federation Square, a recently completed cultural complex in Melbourne [RECORD, June 2003, page 108]. The program is a cautionary tale about both process (the architects ended up accusing the builders of "vandalism") and result (Federation Square looks dreadful, all jagged metal and sharded glass). In the documentary, architect Peter Davidson (whose partner in the project was Daniel Libeskind protégé Donald Bates) concedes that the two haven't

Fred A. Bernstein is a regular contributor to Blueprint, Metropolitan Home, and Oculus.

landed any large commissions since the \$260 million job was finished in October 2002. He also allows that the pleasure that visitors take in the square—sunning themselves, lounging on the grass—has little to do with the aggressive architecture.

Which raises the question: Do we need "New Designs for Public Space," which is the subtitle of the exhibition? Or do we just need more of the old "designs"—lawns, trees, rocks, benches? Isn't the problem of urban open space mainly political (that is, getting land set aside for public use), rather than architectural?


One of the most successful projects in the show is Alameda el Povenir, a pedestrian and bicycle path that cuts through some of the poorest neighborhoods of Bogota, Colombia. It is essentially an 11-mile-long macadam driveway, and photos show it crowded with grateful

users. And Southpoint, at the tip of New York City's Roosevelt Island, has become popular merely by virtue of being open to the public. That is, two of the least-designed open spaces seem (from the evidence in the show) to be more successful than the ones in which star architects strut their stuff.


The show, curated by the Van Alen's Zoe Ryan and designed by Freecell Collective, occupies a space outfitted in blue-green Plexiglas, suggestive of a swimming pool. Ryan didn't have an easy time making the show as lucid as it is; unbuilt landscapes are even more difficult than unbuilt buildings to depict in

two dimensions. A few of the projects are underdocumented. Zaha Hadid's One-North, a high-tech office park, is billed as "a new landscape that aims to achieve Singapore's necessary density without its characteristic patterns of interiorization and segregation," but it's impossible to see from the renderings how it would do that. For that reason, the show is best when dealing with completed projects, including Vito Acconci's Island in the Mur, in Graz, Austria, [RECORD, May 2003, page 123], which looks far more inviting surrounded by rushing water than it ever did on paper.

A few proposals show great



Buildings posing as landscapes: Zaha Hadid's One-North office park in Singapore (bottom left), Snøhetta's National Opera House in Oslo (left), UN Studio's Ponte Parodi plan in Genoa (below).



Exhibitions

promise. Peter Eisenman's Memorial for the Murdered Jews of Europe, under construction in Berlin, creates a stunning, inflected topography from 2,700 columns. UN Studio's Ponte Parodi plan for Genoa uses folded planes (forming both the surface of a pier and the roof of an outlet mall) to gracefully extend the city seaward. And the Oslo National Opera House, by Snøhetta, looks to be a prime example of what Kenneth Frampton calls a "megaform"—a building that responds to and extends natural features, as much a landscape as an object in a landscape. (The Oslo project is a close cousin of Arthur Erickson's Museum of Glass, which gives Tacoma, Washington, a vibrant new neighborhood on its roof.)

Will Alsop's Fourth Grace building (below) and Alameda el Povenir (right) both engage the street.



Some of the most successful public spaces in the show are buildings. Norman Foster's London City Hall [RECORD, February 2003, page 110] uses the metaphor of "transparency" in government to brilliant effect. And Gluckman Mayner Architects' Mori Museum, in Tokyo, creates an intriguing series of spaces—both in plan and section—within an office tower. But Will Alsop's Fourth Grace, a building scheduled for



construction in Liverpool, looks—no exaggeration—like Foster's City Hall after a bombing. The Van Alen's wall text announces that Alsop's building "will shout that the long-suffering port has left behind its industrial past." But a bulldozer and some grass seed could have done that.

Like any good survey, *Open* is entertaining and instructive. And in New York—where the reuse of the High Line, the reconstruction at the

World Trade Center site, and the completion of the Hudson River Park are all progressing—it's a big help. Still, one can't help thinking that London's Serpentine Gallery (Snapshot, page 71), which erects an architectural showpiece in Kensington Gardens each summer, then removes it in the fall, is onto something: Architectural experimentation is fine (at least for a few months), but plain old open space works all the time. ■

CALL 4 ENTRIES

The industry's premier forum for innovative designs in furniture hardware is once again seeking entries. This year marks the "18th Annual Doug Mockett & Company Design Contest". The competition is strictly limited to furniture components of any sort including hardware, accessories, and computer furniture components.



Entries close September 1, 2003 and the winner(s) will be announced about December 1. First Place consists of \$1,000, an engraved achievement award and a royalty based upon sales.

For further information please contact us.

MOCKETT
DOUG MOCKETT & COMPANY, INC.
Box 3333, Manhattan Beach, CA 90266

"Fine Architectural Hardware for Your Fine Furniture."®


Tel: 800-523-1269 www.mockett.com Fax: 800-235-7743

LEED™ POINTS

Sustainability, Economics & Aesthetics



- Recycled Content
- Stormwater Management
- Reduced Heat Island Effect
- Water Use Reduction
- Erosion/Sedimentation Control
- Reduced Site Disturbance
- Water Efficient Landscaping
- More....




Invisible Structures, Inc. • 800-233-1510
www.invisiblestructures.com

rubber flooring solutions | noraplan® | norament®

Imagine the freedom to design flooring space that is inspiring, yet provides exceptional performance, and helps create a sustainable environment. With **nora**®, the leading global rubber flooring brand, you can choose from the broadest range of exciting colors and styles in sheet and tile to bring your designs to life. And, you can count on **nora**® for world-class product engineering, manufacturing, sales and support. The **nora**® rubber flooring solution – where inspired design meets exceptional performance.

1-800-332-NORA, www.norarubber.com



Inspired Design. Exceptional Performance.


nora®

Freudenberg

copyright © Freudenberg Building Systems, Inc. 2003. All rights reserved. **nora**®, **norament**® and **noraplan**® are registered trademarks of Freudenberg Building Systems, Inc.

CIRCLE 53 ON READER SERVICE CARD
OR GO TO WWW.LEADNET.COM/PUBS/MHAR.HTML

It lasts longer than most promises.



Ceramic Tiles of Italy

www.italitiles.com


For more information, please contact:

Italian Trade Commission – Ceramic Tile Department – 33 East 67th Street – New York, NY 10021-5949 – tel. 212 9801500 – fax 212 7581050 – newyork@newyork.ice.it – www.italytile.com
Ceramic Tiles of Italy, promoted by Assopiastrelle (Association of Italian Ceramic Tile and Refractories Manufacturers), is a registered trademark of Edi.Cer. Spa, the organizer of CERSAIE, the world's largest International Exhibition of Ceramics for the Building Industry and Bathroom Furnishings – Bologna, Italy, September 30 – October 5, 2003. www.cersaie.it

Ceramic Tiles of Italy is a partner of the project 

CIRCLE 54 ON READER SERVICE CARD OR GO TO WWW.LEADNET.COM/PUBS/MHAR.HTML

Snapshot



The pavilion intimately displays many elements characteristic of Niemeyer's larger structures.




By Diana Lind

Open for just three months during the summer, the Serpentine Gallery Pavilion, located in London's Kensington Gardens, could be a mere blip on the architectural radar. Yet it manages to garner the attention usually reserved for major projects. One can see why. Since its inception four years ago, the Pavilion has showcased work by some of the world's most heralded architects for its annual architectural commission—Zaha Hadid (2000), Daniel Libeskind (2001), and Toyo Ito (2002). This year's selection for the project, Oscar Niemeyer, Hon. AIA, is no exception. Ninety-five years old and busy at work, the Pritzker Prize winner continues to engage and excite the public with his designs.

Despite being one of Niemeyer's smallest works, the structure, made of concrete, steel, and aluminum, still incorporates the architect's signature style. The Pavilion's location in a royal park limited the size of the project's footprint to 984 square feet (300 square meters), but the space had to be large enough to accommodate events

A grand master breaks new ground at the Serpentine

Snapshot



The Serpentine Gallery Pavilion hosts events, such as fiction readings and informal discussions of architecture, all summer long.




that throughout the course of the summer attract roughly 150,000 visitors. To allow for more room within the footprint, Niemeyer sank the auditorium into the ground while placing a café (with furniture designed by the architect) on the upper level. A glass wall affords transparency and enlarges the space by opening up the pavilion to the park. Sensuous curves and shocks of color recall other examples of Niemeyer's work—in particular, the Niterói Museum of Contemporary Art (1991) in Brazil, with its similarly striking red entry ramp.

Remarkably, the Serpentine's annual miniature masterpieces are completed within six months of the architect's commission. Serpentine Gallery director Julia Peyton-Jones explains that everyone involved uses "the shortage of time to their advantage." Moreover, she describes the process of working with Niemeyer as "extremely collaborative" and the project as "one of the most enjoyable" that she has ever participated in. Collaboration seems to be the key word—Jones stresses that the annual pavilion would not be possible without a multiplicity of sponsors, including Eurex, Arup, and *Time Out*.

The financial and media support for the architectural pavilion suggests that London has wholeheartedly embraced the program as a part of its urban agenda. In mid-September, when the structure is dismantled, it will be sold to recoup part of its cost, but it is hoped that it will remain somewhere in the United Kingdom. While Niemeyer has completed more than 500 projects worldwide, the Serpentine Gallery Pavilion is, in fact, his first project to grace the U.K. ■

Pyramid Arena, Memphis, Tennessee

Ross DeAlessi Lighting Design
Seattle, Washington



BEGA Floodlights

Superior design
and performance


Up to 1000W
Available in
very narrow to wide spread
lighting patterns



BEGA sets the standard

www.bega-us.com
805.684.0533

Circle No. 149



Like a fine instrument, the most beautiful windows are handcrafted, one at a ti

? Because, what is a window, but an instrument for turning light into music.

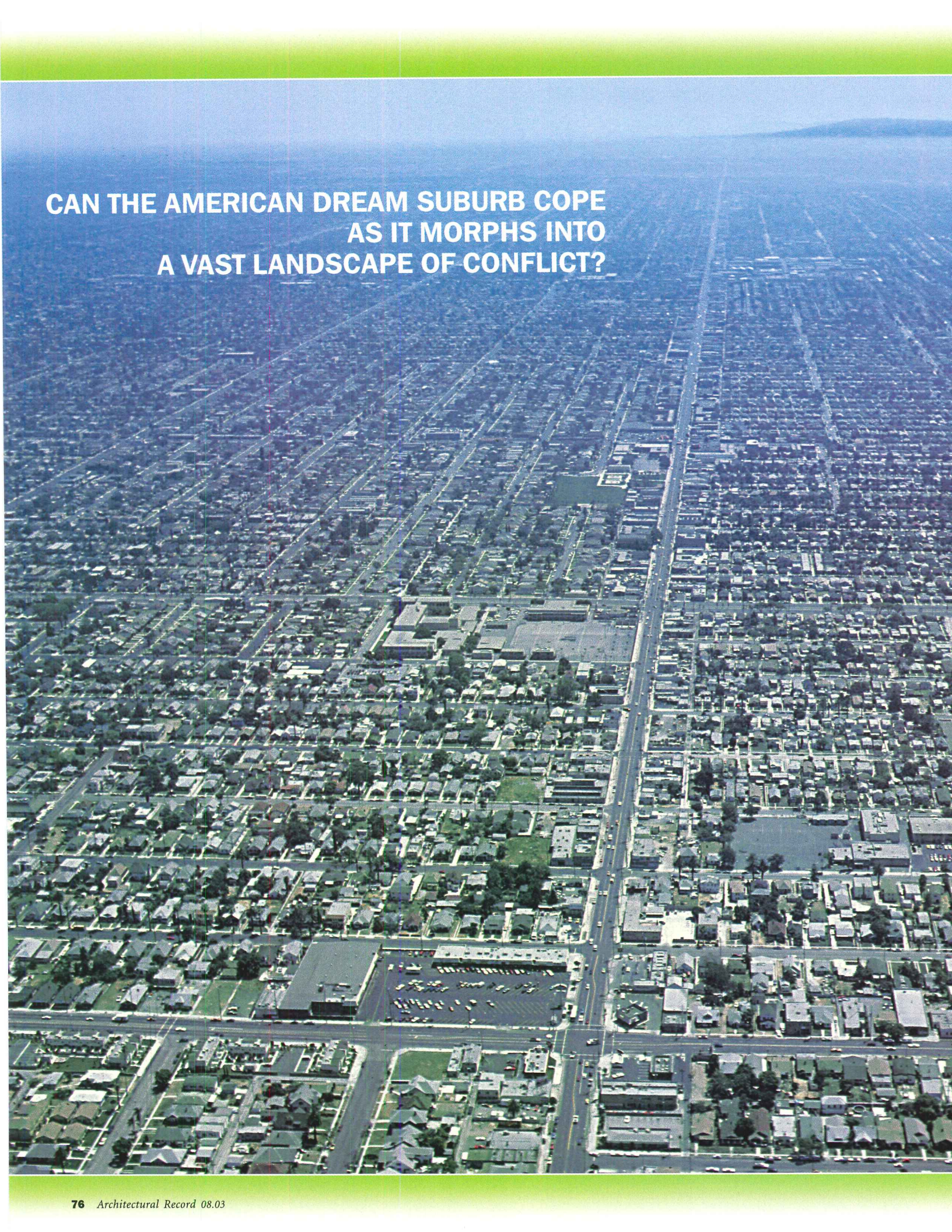
Architectural details, superior millwork and furniture-grade quality truly set Marvin windows
doors apart. Visit www.marvin.com or call 1-800-236-9690 (in Canada, 1-800-263-6161).

Marvin Windows and Doors. All rights reserved. ©Registered trademark of Marvin Windows and Doors.

CIRCLE 55 ON READER SERVICE CARD
OR GO TO WWW.LEADNET.COM/PUBS/MHAR.HTML

MARVIN 
Windows and Doors

Made for you.®

An aerial photograph of a suburban residential area. The image shows a dense grid of streets with small, uniform houses. A prominent feature is a large, dark asphalt parking lot filled with cars, situated near a large, rectangular building that appears to be a school. The overall scene is a typical example of post-war suburban development. The text is overlaid in the upper left quadrant.

**CAN THE AMERICAN DREAM SUBURB COPE
AS IT MORPHS INTO
A VAST LANDSCAPE OF CONFLICT?**



When Suburbs Become Mega-Suburbs

By James S. Russell, AIA

By the early 1970s, the collective population of suburbs equaled that of cities—a triumph of the suburban ideal, it would seem. Wrong, wrote Robert Fishman in his influential book *Bourgeois Utopias*. That's the very decade when the suburban era ended. Fishman, a prominent historian of suburbanization, had not suffered an outburst of academic petulance. He had only recognized that the American suburb had made itself into something quite different from what it had promised to be over the preceding 200 years.

"Suburbness," in Fishman's formulation, meant a place that depended on the central city—as did the commuter-filled bedroom communities in the 1950s and the railroad and street-car suburbs that preceded them as far back as the 1880s. The suburb had historically acted as a residential refuge from the city, which was the dynamic factory of capitalism, perpetually tearing itself down and building itself up to respond to the market's incessant demand and ever-changing whim. "Pure and unfettered and bathed by sunlight and fresh air," wrote historian Kenneth T. Jackson in *Crabgrass Frontier: The Suburbanization of the United States* (1985), these commuter retreats "offered the exciting prospect that disorder, prostitution, and mayhem could be kept at a distance, far away in the festering metropolis."

In the 1970s, however, American suburbia began to transform itself into a diverse and economically independent urban entity—a city, yes, but one that only looked suburban. "We lack a convenient name for this new city," Fishman wrote in his book, published in 1987—a problem we still have.

Americans have not fully come to terms with the dissonance between the historical suburban dream and what is emerging as a megasuburban reality. But it can hit you—if you consider it—as soon as you pull out of your driveway. Even the leafiest and most tranquil of cul de sacs today tends to be girdled by eight-lane arterials. And they lead to the net of beltways and crosstown expressways. As the congealed traffic of a five-lane side of the freeway, broad as a jet-plane runway, lurches round a curve, and a group of identically anonymous mirror-glass towers shimmers through the windshield haze, you may well ask yourself what happened to the uncomplicated life promised by the American Dream suburb?

The arrival of urban-style employment opportunities transformed the discreet bedroom communities into vast, contiguous low-rise urban landscapes, flowing over villages and

PHOTOGRAPHY: © ALEX MCLEAN/LANDSLIDES

FEATURES

counties. The place names and political boundaries that once defined the small-scale, residential redoubts of the suburban era may remain, but, tied together by freeways and highway strips, they are now components in an economically integrated, wealth-producing and -consuming machine. Call it a megaburb.

It's not a pretty term; it's not meant to be catchy, but to accurately reflect a perceptual divide. Megaburbia is what happens when three quarters of a 282-million-person nation live in what we are used to calling suburbs. Many are places that have grown a hundred- or a thousandfold over the past 30 years. They are the places that have nurtured high technology, research, and advanced manufacturing. Now the beltway burbs and centerless low-rise cities overshadow the central cities in both population and economic activity. Silicon Valley, in California, the pharmaceutical belt in northern New Jersey, and the bistate suburbs of Washington, D.C., have built economies comparable to entire nations.

Aside from schools and libraries, suburbia has not placed much stock in the skills architects offer. But architects can help communities reconcile the innate urbanity attending diverse and expanding economic opportunity with the order and amenity that have always been at the root of the suburban dream. It won't be easy. Conflicting but deeply held values underlie the issues that endlessly rend communities—like land use, traffic, and open space.

Inescapable bigness

As sociologist Robert Parks saw it, "The city is a state of mind." Megaburbia is an economic and physical fact, but it is not a state

requiring no less than a 10-lane freeway—more often two or three.

The endless edge

While the edge cities lie along the beltways, the hottest growth in megaburbia, its new edge, is often 15 to 30 miles farther out in what Robert Lang, director of the Metropolitan Institute at Virginia Polytechnic University, calls "edgeless cities" (in his book *Edgeless Cities: Exploring the Elusive Metropolis*, 2003). As the name implies, there's no edge, but there's also little sense of city. While edge cities sprawl over thousands of acres, edgeless cities consume dozens of square miles. "Individual components of Edgeless City often may have an identity (the 'so-and-so office park')," writes Lang, in a recent report for the Brookings Institution, "but collectively these places seldom strike an observer as unified in any meaningful way." Amid the remaining forests and farms, large-lot houses and residential ranchettes, the odd subdivision familiar to more suburbanized precincts, along with low-rise strips and big-box discounters, aimlessly splotch the landscape.

Edgeless city development, Lang argues, now comprises as much as 60 percent of growth in some metro areas, far outpacing that of edge cities, and is implicated in the giant leaps in land consumption that have been documented in fast-growing and slow-growing metro areas alike. This is what makes modern American suburbia even more ambiguous and apparently uncontrollable than it has ever seemed.

Orlando, for example, has built a megaburban freeway net that stretches well beyond built-up areas in an elongated 30-mile-diameter loop, but the hottest growth zones range much farther out, in what Bruce McClendon, until recently the chief planner of Orange County (which includes Orlando), calls "extreme suburbia." He adds, "It feels rural now, and you don't mind driving 25 miles to the Publix." But to him, this phase is incipiently suburban. "They've set themselves up for unending battles," he concludes. These edgeless developments also dump 100,000 unexpected commuters into the employment centers in Orange County, which McClendon expects to at least double by 2010.

The sprawl imperative

The edgeless city phenomenon makes clear that what academics might call "the megaburban project"—meaning the entire process by which it is created—must sprawl, which puts it on a collision course with the quality of life that has for so long animated the suburban dream. The fast-growing megaburbs like Charlotte, Houston, and Dallas build highways (or promise to build them) as far out as possible, opening as much land to development as possible. This assures a surplus of buildable area (and buyer choice), which keeps real estate costs from skyrocketing. As in Orlando, unfortunately, the edgeless-city newcomers add to the traffic woes in the employment centers of the maturing inner suburbs.

Opening huge territories to development also involves lots of jurisdictions, and they tend to compete for growth—especially commercial growth, because business picks up much of the tab for government services. Businesses benefit from inducements offered by officials: We'll reduce your taxes; we'll build the road you want; we'll acquire the site you want—

Can the suburban dream (opposite) come to terms with L.A.-style reality (first spread)?

THE NEW MEGABURBAN EDGE— UP TO 60 PERCENT OF GROWTH—CONSUMES SQUARE MILES BY THE DOZEN.

of mind, which is why it's easy to think of it as something it's not. Most megaburban residents live in a smallish town or city politically, and believe in small-scale governmental and social institutions that are close to the people they serve. But nowadays, people think nothing of the dozens of towns, school districts, utility-service areas, counties—even a state line or two—they cross to run errands or make a journey to work. And yet the decisions made in all those political jurisdictions are what cause megaburbia to so unpleasantly intrude in the form of traffic, large-scale development, and runoff-clogged streams.

The quintessential emblems of megaburbia are the commercial edge cities that Joel Garreau tried to make sense of in his book *Edge City: Life on the New Frontier* (1991). They're the wellsprings of megaburban wealth, but the suburban mindset has not come to terms with the steadily growing scale of American business and its invasion of the garden-city arcadia by the 20-story tower erected astride a parking garage housing 1,500 cars that one finds at Perimeter Center, Atlanta, or hugging I-5 at Costa Mesa, California. Those vehicles don't slip down spacious country byways, but pour onto massive arterials. A modest-size edge city ejects 100,000 autos into the feeder highway system,





the list of goodies is lengthy. This kind of competition is what keeps fueling the megaburban growth engine.

Should architects take sides?

As suburbanites in mature communities—or should we call them megaburbanites—find the tranquility they sought upended by the dynamic, disorder-inducing forces of urban capitalism (in the form of the new corporate campus or megamall planned for the farm fields next door), they have organized an impressive array of means to fight the very kind of wealth-creating growth they have benefited from. Architects often get

HOW DOES THE ARCHITECT ENTER THE PITCHED BATTLES OF SUBURBIA—ZONING, OPEN SPACE, TRAFFIC AND TRANSIT?

caught up in these battles. In a given town, some may side with neighbors rallying to stop the newest development. But others have fumed as the latest antisprawl regime stalls a key project. Still others stand passively by; the issues and solutions look political not architectural. But sometimes the political *is* the

architectural. First, consider that most of the pitched battles in modern suburbia concern quality of life: the zoning debates, the loss of open space, farmland preservation, design-review dramas, traffic and transit. Architects and other design professionals should have something to say about that.

Growth control: resist it or design it?

There's no clear road map, but considering big-ticket conflicts through a megaburban lens may offer a means to find answers.


The business-as-usual process of suburban growth sparks major conflicts in places where quality of life is intrinsic to urban identity. To avoid “becoming L.A.,” Portland, Oregon, and its suburbs (most prominently among several major cities) have drawn a line and declared that everything inside can be urban while the area outside it must remain rural. The urban-growth boundary has done exactly what advocates have said it would—preserving

close-in open space while driving density and transit use up.

This does not mean it has lacked controversy. It trumps individual property rights, cry libertarians—a potent argument in the independent-minded, live-and-let-live West. Oregon has committed itself unequivocally to the notion that the people, not

Building highways ahead of development adds to inner-suburb traffic woes.

I AM PART #19



individual landowners, will determine what becomes urban. It has declared war on the traditional deference to landowner choice (the idea that everyone's entitled to build pretty much what they want anywhere) that has turned suburbia into megaburbia.

The growth boundary also drives up housing costs, assert free-market critics like the Reason Public Policy Institute, "by artificially restricting the land supply." But the supply of housing could still outstrip demand (key to keeping it cheap) if developers find ways to build at higher densities economically. And architect Gary Reddick, of Sienna Designs, for one, has come to the rescue. He has persuaded owners to make better use of supermarket parking lots by erecting housing over them [RECORD, December 2000, page 148]. Architects in costly cities like San Francisco, Los Angeles, and Boston have built innovative, high-density developments (many for the "affordable" market) that offer exportable models to suburbs growing denser [see RECORD, October 2002, page 227, and February 2002, page 149]. Similarly, if the reduced costs of supplying infrastructure to infill development are passed onto taxpayers in the form of lower taxes or better services, there will not be a "price" to be paid for reducing the supply of developable open land.

Breaking edge-city gridlock

For most people, the chief suburban evil is traffic, which gets ever worse. Everyone—experts and the traffic-weary commuter alike—knows that megaburbia cannot build traffic lanes fast enough to accommodate travel growth. (Nor is there enough money. See "Missed Connections," page 117). Among urban analysts, there has long been little disagreement about the solution: If land-use decisions cannot be coordinated with transportation planning, there will never be a solution.

Why has so little changed? Orlando's Orange County attempted to focus growth within fiscally and environmentally responsible "urban-service boundaries" (a less comprehensive and therefore less politically volatile solution than Portland's). The developers moved out to the next county, which welcomed growth. One local official summed up surrounding towns' responses to Orlando's attempts to slow scattered development: "The big dog is not going to tell *us* what to do." New Urbanist architects have been in the forefront of the movement to remake

NEW DEVELOPMENT MODELS CAN INCREASE DENSITY OR ENCOURAGE TRANSIT IF THEY ENGAGE SUBURBAN FEARS.

the suburban ideal around transit-oriented nodes of development. But no effort in the states compares to Vancouver's vigorous coordination of development, which has spurred high use of its SkyTrain (page 132).

Well-meaning architects and planners have failed to convince towns and cities to link transportation and development as long as anything-goes jurisdictions farther out are prepared to give developers and relocating businesses whatever they want—they're hungry for the tax receipts that development will bring. So tax-and-spending equity must inform the architect's vision.



New Urbanists have worked with often-reluctant developers, with the result that few such communities have convincingly broken the conventional development mold. The "town center" nearing completion at Avalon Park, outside Orlando, is a pale stage-set imitation of one of Duany and Plater-Zyberk's most ambitious early efforts. Similarly, the second generation of Kentlands, in Maryland, has reverted to the vinyl-sided norm.

In today's amorphous megaburbia, the rural edge does not remain crisp for long.

Given the aversion to innovation that prevails in the real estate industry [RECORD, June 2003, page 98], it's still tough to create new development models that engage suburban fears while lowering land consumption and encouraging greater use of auto alternatives. It would be nice if the national government—or states, or municipalities—would underwrite innovative demonstration projects, as is the norm in places like Germany—the International

Building Exhibitions in Berlin being the most famous, but only one among many [see RECORD, April 2001, page 94, and February 2002, page 156]. It will take a concerted effort by architects and allied activists to create these opportunities.

For suburbs to transcend megaburban dilemmas won't be easy, but the stakes are only getting higher. In an unprecedented way, quality of life is implicated in economic success. Architects are uniquely qualified to unite the too-often-at-odds aspects of the urban and the suburban. It could prove one of the chief challenges of the coming decade. ■

I AM
PART
HUMAN



#19



Introducing high performance technology that's also good for the environment.

Now you can hug corners while you hug Mother Nature.

Toyota's revolutionary new Hybrid Synergy Drive® combines a gasoline engine with a powerful electric motor that never needs to be plugged in. The result? Super-efficient, super-charged performance. This groundbreaking yet affordable technology hits the roads this fall in the next generation Prius. Prius achieves nearly 2.5 times the average fuel efficiency of conventional vehicles and close to 90% fewer smog-forming emissions – all while accelerating from 0 to 60 mph in 20% less time than its competitor.*

Beyond Prius, Hybrid Synergy Drive will be available in more and more Toyota products – including SUVs.

With Hybrid Synergy Drive, we're helping save the planet. Faster.

toyota.com/tomorrow



*Manufacturer's testing for 2004 est. city & combined mpg. 0-60 mph for comparison only. Obtained with prototype vehicle by professional using special procedures. Do not attempt. ©2003



TODAY TOMORROW

TOYOTA

CIRCLE 58 ON READER SERVICE CARD
OR GO TO WWW.LEADNET.COM/PUBS/MHAR.HTML



Design of Cities

WITH CITY PLANNING IN ECLIPSE, ARCHITECTS MOLD URBAN IDENTITY ONE PROJECT AT A TIME

One hundred and 10 years ago, the Chicago World's Fair promised a gleaming Beaux-Arts city—an architect-designed dream in white plaster. Today, firms quietly fill the vacuum left by the eclipse of big-idea planning as they learn that buildings can have an outside influence on their surroundings. The power of architecture to project urban energy beyond a given site is explicitly recognized in the project coverage this month. Zaha Hadid's Contemporary Arts Center in Cincinnati signals an emerging culture of creativity in a troubled city that didn't seem to want it. In Philadelphia, Wood + Zapata prove that even a parking garage—if artfully designed—helps to renew a scarred relationship between town and gown. The Tacoma Art Museum, Washington, adds critical mass to an emerging cultural district in a town that was down and out only a few years ago. Even as introverted a project as Munich's Five Courtyards energizes a dense urban core. Yet challenges abound. Sclerotic bureaucracies and politicized funding hinder the community focus that adds lasting (and increasingly well-documented) value to transportation projects. Nobody designed the formless megaburbs and the edgeless cities even as they have become landscapes torn by perpetual land-use battles. Such places have much to gain by giving designers a bigger role, but there's no road map to success—yet. *James S. Russell*

The artfully composed volumes of precast-concrete and black-anodized-aluminum panels of the Rosenthal Center seem to hover above the glazed lobby at the short end facing Walnut Street.



Zaha Hadid revs up a tight site in Cincinnati with the ROSENTHAL CENTER FOR CONTEMPORARY ART and draws a crowd

By Suzanne Stephens

As a highly charged cultural statement by Zaha Hadid, a certifiably avant-garde architect, Cincinnati's new contemporary art museum fits almost too discreetly into its conventional urban setting of Modern high-rises and low boxy buildings; small-scale, turn-of-the-last-century brick structures; and an Art Deco hotel. You could even call it "contextual," anathema these days to the high-design crowd and hardly expected as the first new building in the United States by the inventive London-based architect. Named the Lois & Richard Rosenthal Center for Contemporary Art, the museum, which cost a modest \$20.5 million to build, hardly seems related to the zoomy foreign objects rendered in Hadid's seductive drawings or previously published projects: most famously, the extremely angular Vitra Fire Station (1993), and more recently, the sleekly contoured Bergisel Ski Jump at Innsbruck [RECORD, January 2003, page 76]. Instead, the Rosenthal Center sits sedately on an 11,000-square-foot corner lot downtown. Its main, Sixth Street facade is restrained, with horizontal, windowless volumes of precast-concrete and black-anodized-aluminum panels effortlessly floating over glass voids.

To be sure, the action heats up at the corner of the building, where the cantilevered projections of the blocklike elements in this steel-framed building become more defined. On the center's short end, facing Walnut Street, the vertically stacked masses hovering above the glass base seem more highly charged, almost defying gravity. But in spite of the power of this free-floating composition, architectural aficionados looking for the kaboom of Gehry's Bilbao Guggenheim may be bewildered. At first glance, the building seems to owe more to Marcel Breuer's later work, say the Whitney Museum of American Art (1966) in New York City, or the Armstrong Rubber Building (1969) in New Haven, Connecticut, than to Vitra. Nevertheless, whereas Breuer seemed merely to long for a weightlessness of opaque masses, Hadid and project architect Markus Dochantschi achieve it with a force and elegance that is admirable, if subtle.

Hadid's major move occurs inside. The first clue to the spatial drama that lies within is the expansively glazed corner lobby, with its poured-in-place concrete floor that just keeps going, even after it hits the wall, and curves upward like a skate- or snowboarding halfpipe. As the visitor follows this "urban carpet" to the rear of the lobby, he or she discovers the coup de théâtre—an attenuated zigzag of painted black steel ramp-stairs ("stramps"?) slicing through the space to the top skylight about 100 feet above. The effect is dizzying, especially since the exterior elevations hardly prepare you for the internalized vertical void. Indeed,



you might have thought that, like Breuer's Whitney Museum, you would find a stack of loftlike gallery levels inside. Wrong.

Circulation is Hadid's forte, particularly the expression of the ramp, as we saw in the *Mind Zone* installation in the Millennium Dome [RECORD, December 1999, page 118], or most recently in the ski jump. This *promenade architecturale*, in Le Corbusier's words, is pushed to the hilt at the Rosenthal Center. As you ascend, you sense the shallowness of the risers (4.5 inches high) and the depth (16 inches) of the clear anodized aluminum treads. In this vertiginous glide upward, you don't seem to be climbing. At each level, the ramp stops so visitors move off on a jagged itinerary through the galleries until the full circuit has been made, and then ascend (or descend) to the next floor. The center has placed the children's "UnMuseum" (with glazing) at the top of the six levels, so that young museumgoers come into contact with the galleries.

Project: Lois & Richard Rosenthal Center for Contemporary Art, Cincinnati, Ohio

Design architect: Zaha Hadid Architects—Zaha Hadid, principal; Markus Dochantschi, project architect;

Ed Gaskin, assistant project architect

Client: Contemporary Art Center—Charles Desmarais, director

Architect of record: KZF Design

Consultants: THP (structural); Arup (acoustical); Heapy Engineering (m/e/p)

Cincinnati: Cultural Capital

Culture has been Cincinnati's strong suit since its early settlers created an art museum, art academy, symphony orchestra, opera, and zoo that were among the first west of the Alleghenies. The city has buildings by Cass Gilbert; John Russell Pope; Skidmore, Owings & Merrill; Cesar Pelli; and Kohn Pedersen Fox, along with performing arts venues by HHPA and Michael Graves.

The town features a suspension bridge by John Roebling built in 1867, a precursor to his Brooklyn Bridge. And here the first reinforced-concrete skyscraper was erected in 1902 (the Ingalls Building, by Elzner & Anderson).

Although local leaders recently allocated \$2.2 million to support capital projects of arts institutions, they had also spent tax dollars on two new football and baseball stadiums to replace a combined one built less than 30 years ago. The stadiums are handsome enough, but they dwarf the downtown and cut it off from the river, which used to be its lifeblood. Twenty years ago, the desire to turn Cincinnati into an upstart boomtown like Atlanta caused the city to expand the convention center across a main

artery. Attempts to attract downtown development while the city was losing population led to banal office buildings, and historic buildings were emptied or downgraded. And with office workers separated by several blocks from stores and shops, the downtown retail center died—ironically, during the city's bicentennial in 1988. (Because city planners built a skywalk system linking stores to hotels and office buildings, the closing of one department store set off a chain reaction.)

For the past 15 years, the downtown that survived postwar sprawl languished. Then in 2001 came riots triggered by police brutality, which further exacerbated racial tensions. Many Cincinnatians had not been downtown for two years, but come they did to the new Rosenthal Center for Contemporary Art. A startling 10,870 people showed up for the opening festivities in late May. A few private citizens and some generous donors had done what corporate leaders, planners, and the city council could not. Building courageously—and getting praise for it—has brought self-confidence back to the city. *Jayne Merkel*

Circulation and installation space—the two main components of the museum architecture—were inextricably linked in Frank Lloyd Wright's Guggenheim Museum in New York to create a unified, kinesthetic experience viewing art on a spiraling path around a skylit atrium. Hadid's response is more along the lines of Richard Meier's approach at the High Museum of Art in Atlanta (1983). In both of these schemes, the atrium circulation is kept distinctly separate from the art installation, although the visitors in both follow a defined trajectory. At the High, the ramps are curved around the rotunda; at the Rosenthal Center, the straight line of the ramps, offset from each other as they cut through the atrium space, makes the processional experience more direct.

While Hadid's separation of vertical circulation from the display solves problems encountered with Wright's Guggenheim and seems faster than Meier's approach, the criticism by artists that high-design architecture competes with the art on display probably will not go away with her solution. The Rosenthal Center does not offer rectilinear loftlike galleries that can be easily partitioned depending on the size of the artwork. Its "flexibility" comes from providing a variety of differently shaped spaces—from large, 25-foot-high galleries to nichelike ones.


Because the museum has no permanent collection, Hadid didn't have to design her galleries around particular works of art. The museum operates as a *Kunsthalle* for temporary exhibitions, as it has since 1939,

FUTURE SHOWS, GOOD OR BAD, WILL BE CHALLENGED BY HADID'S DRAMATIC ARCHITECTURE.

when it was founded as the Modern Art Society. Yet the curators have to carefully select the art to fit in the defined spaces. As it happens, the current exhibition, *Somewhere Better Than This Place: Alternative Social Experience in Spaces of Contemporary Art*, organized by senior curator Thom Collins, demonstrates the strengths and weaknesses of a varied, nonuniversal space. The most successful installation, bar none, is Inigo Mangano-Ovalle's *Cloud Prototype for an Edition of 3*, an aggressively voluminous object clad in titanium that is suspended partially over the atrium at the fourth level. Its curvaceous, shiny shapes offer a dramatic counterpoint to the crisscrossing black stair-ramps. On the other hand, a yurtlike house of recycled material, *El Retiro Roundhouse*, by the Slovenian artist Marjetica Potrc, seems stuck into its cramped location on the fifth level, where it blocks sight lines as well as gallery circulation. Other parts of the exhibition, of the installation-art-as-entertainment genre (hot tub or café, both in use) only distract.

In the struggle between art and architecture, when art wins, often architecture loses. Since the sound from Jane Cardiff's *Forty-Part Motet* piece with 40 speakers, installed in a fifth-level gallery directly at the top of the stair, would travel too easily into the atrium, the museum installed portieres of felt strips over the entrance and exit to the ramps. This unfortunate maneuver (not that there were many possible alternative solutions) adds a klutzy visual note. Future shows, good or bad, arguably will be challenged by Hadid's architecture.

The question is, should there be a fight between art and architecture? It is rewarding when both can mutually reinforce each other, as seen in some exemplary museums with permanent collections, where the balance of daylight and artificial light is masterfully achieved to stunning effect, such as Louis Kahn's Kimbell Art Museum (1972) in Fort Worth, or Renzo Piano's Menil Collection (1987) in Houston. Hadid's temporary art galleries aren't meant to compete on this level. Nevertheless, the gallery lighting is very conventional, all the more noticeable because of the unconventional angles of the walls. Clearly, Hadid's mission is not to advance the evolution of the





The restraint of the strongly horizontal facade of the 87,500-square-foot art center on Sixth Street (right) contrasts dramatically with the vertical thrust of the interior atrium (above). The concrete lobby floor merges with the curved wall at

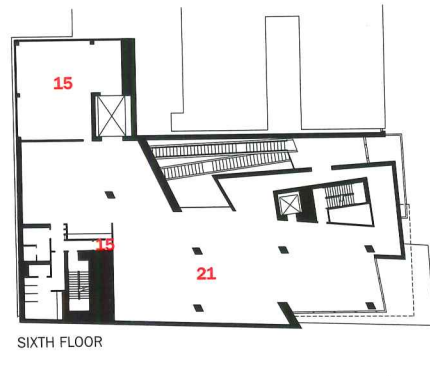
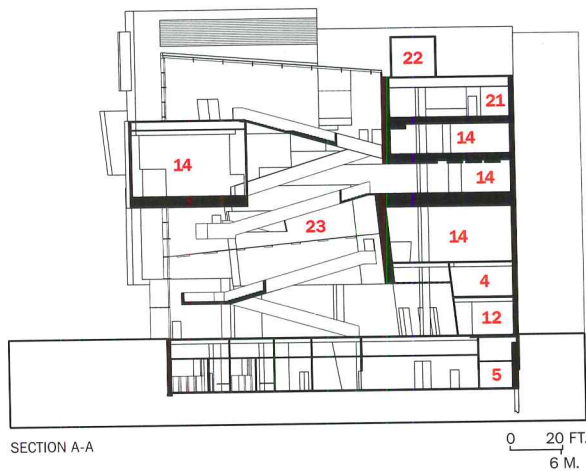
the rear of the lobby, like a snowboarding halfpipe. Called an "urban carpet," it is intended to draw visitors to the stairs. Slots of fiber-optic lighting embedded in the floor and sidewalk outside give the space an eerie glow at night.



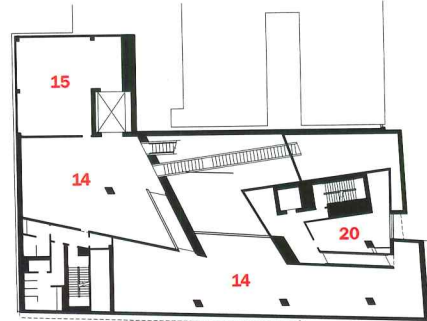


Although the rear wall of the museum is poured concrete (this page), the structural frame is steel, with steel columns encased in concrete. The fourth level of the atrium is punctuated by Inigo Manglano-Ovalle's *Cloud Prototype for an Edition of 3* (opposite).

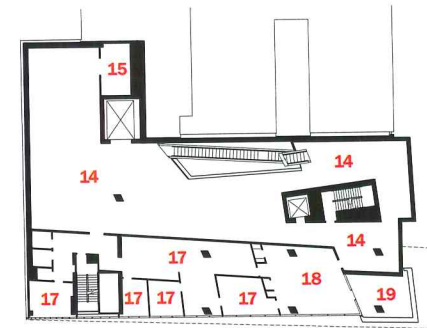




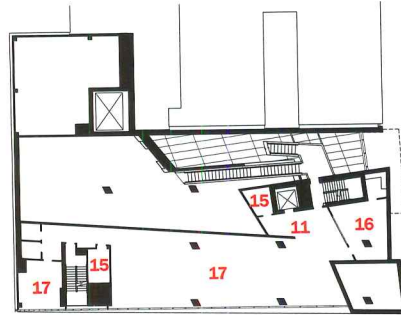
SIXTH FLOOR



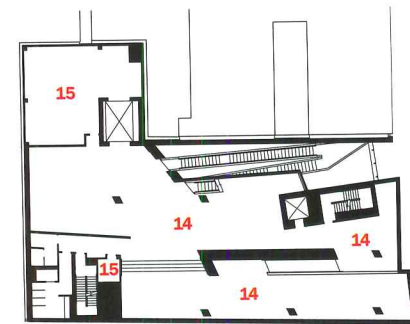
FIFTH FLOOR



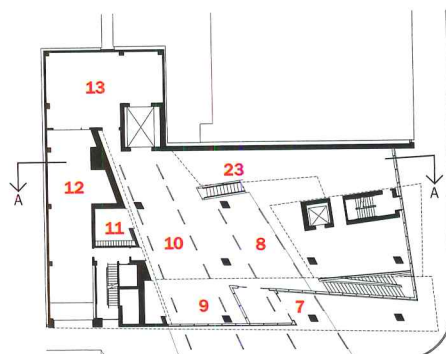
FOURTH FLOOR



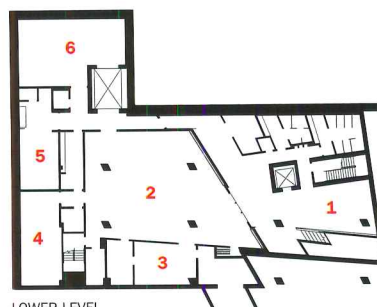
THIRD FLOOR




SECOND FLOOR



GROUND FLOOR



LOWER LEVEL



1. Lower-level lobby
2. Performance space
3. Electrical equipment
4. Mechanical
5. Kitchen
6. Workshop
7. Main entrance
8. Lobby
9. Museum shop
10. Reception
11. Coatroom
12. Loading
13. Receiving
14. Gallery
15. Storage
16. Staff lounge
17. Offices
18. Boardroom
19. Terrace
20. Members' lounge
21. Children's museum
22. Penthouse
23. Atrium

Galleries offer flexibility through spaces of different heights and sizes, such as the large gallery where an art work by Cai Guo-Qiang is installed (right). Ceilings are covered in drywall, metal grating, or perforated metal panels, depending on acoustical needs for video. Performance pieces can also take place in the black-box theater on the Rosenthal Center's lower level.



The stepped ramps appear to float between the volumes. In most cases, the ramps, with steel-box beams forming the balustrades, rest on the steel floor edges; in one instance, a landing is unobtrusively anchored to a steel beam cantilevering out of the concrete rear wall.

museum gallery as a sacred space. In other words, the Rosenthal Center should not be judged as a prototype for gallery design. With changing shows and inconsistent quality of art, it's better to evaluate the museum as a touristic magnet introducing people to the experience of "Architecture."

So, is having Hadid design a small, 87,500-square-foot museum in a midwestern state just part of the "Bilbao Effect"? Ironically, Ohio was going after far-out architecture before Gehry's Guggenheim Bilbao opened in 1997: look at Peter Eisenman's Wexner Center, built in 1989 at Ohio State University, in Columbus. For its part, Cincinnati already had begun to create its architectural *Wunderkammer*, or cabinet of curiosities, before Hadid arrived. The University of Cincinnati now has Frank Gehry's Vontz Center for Molecular Studies [RECORD, February 2000, page 81] and Peter Eisenman's Aronoff Center for the Design and the Arts (1996) added to its campus, with buildings by Thom Mayne and Bernard Tschumi under way. Hadid's commission for the Rosenthal Center, therefore, was a natural. It resulted from an RFQ sent by Charles Desmarais, director of the parent institution, the Contemporary Arts Center, who convinced the city to buy and clear the site if he could raise an initial \$5 million. After the RFQs, the list was whittled to a dozen architects, then to a shortlist of Bernard Tschumi, Daniel Libeskind, and Hadid.

In the final analysis, the Rosenthal Center succeeds as both a calm civic gesture and an example of the imaginative possibilities of architecture. It presents an object that provokes, yet also sits comfortably amid its surroundings. As it draws you in and up and through the skylit atrium and labyrinthine galleries, it delivers, as few buildings do, the continuous and exhilarating experience of moving through space in time. Next comes Zaha Hadid's art center for Bartlesville, Oklahoma [RECORD, June 2003, page 30]. Here, adjacent to Frank Lloyd Wright's Price Tower [RECORD, July 2003, page 118], Hadid has designed a 58,000-square-foot, two-story art center. The horizontal takes over, and if built as designed, it should generate more heat for the town, and for Hadid's future work in the U.S. ■

- Sources**
Architectural and structural concrete: Baker Concrete Construction
Architectural precast concrete: Concrete Technology
Custom metal wall panels: A. Zahner
Standard metal panels: Centria

- Glass curtain-wall system, glazing, skylight:** Harmon
Structural steel and step/ramp-stair: Southern Ohio Fabricators

For more information on this project, go to Projects at www.architecturalrecord.com.

The Walnut Street
facades of the garage
(this page) and the
cinema (opposite, top)
engage pedestrians. On
Locust Street, the cin-
ema's café has its own
entry (opposite, bottom)



Wood and Zapata brings new life to a run-down block in Philadelphia with two buildings, a **GARAGE** and a **CINEMA**, that energize the street

By Clifford A. Pearson

The multiplex cinema and the parking garage—those icons of 20th-century American mall culture—rarely win much praise from urbanists. More often than not, they're seen as enablers of sprawl or accessories to the crime of homogenizing the built environment. Less notorious siblings of big-box stores and discount chains, they nonetheless share the stigma of formulaic design, mindless commercialization, and elephantine scale. The Bridge Cinema and Hamilton Square Garage in West Philadelphia, however, show that these architectural beasts can be tamed, even transformed into urban attractions.

Developed by the University of Pennsylvania at the fraying periphery of its campus, the two buildings face each other across Walnut Street, the area's main commercial way, and engage both the academic community and local residents. "This used to be the edge; now it's a gateway," says Omar Blaik, the university's vice president of facilities and real estate services, referring to the buildings' location at the intersection of 40th Street and Walnut. For much of the past three decades, Penn had turned its back on its poor neighbors, fearing crime and urban decay. "What you saw was a university that wasn't comfortable being a part of Philadelphia," admits Blaik. In 1993, though, the university hired a new president, Judith Rodin, who grew up in Philadelphia and committed the school to improving its relationship with neighboring communities.

The new garage, which replaces a surface parking lot, and the cinema, which stands on the site of a former Burger King, are the latest efforts by the university to turn a dangerous border zone into a vibrant commercial district. The projects, which moved forward as a pair, are not only reviving a particular neighborhood but are redefining their building



PROJECTS

Projects: *Hamilton Square Garage and the Bridge Cinema De Lux, Philadelphia*
Owner: *University of Pennsylvania*
Architect: *Wood and Zapata—Carlos Zapata, partner in charge and design principal; Benjamin T. Wood, AIA, partner in charge; Ron Crawford, Victoria Steven, project architects for garage; Caleb Mulvena, project architect for cinema; Steven Thomas, assistant project architect for*

garage; Helen Ferguson Crawford, Lasse Luetjens, Anthony Montalto, Caleb Mulvena, Sapir Ng, Paul Wang, Delphine Yip, design team for garage; Ron Crawford, Anthony Montalto, Victoria Steven, Steven Thomas, Paul Wang, design team for cinema
Associate architect (garage): *spg3—Richard Gelber, AIA, Irv Shapiro, AIA, partners in charge*
Architect of record (cinema): *spg3—Richard Gelber, AIA, Irv*

Shapiro, AIA, partners in charge
Interior architects (market): *Hugh Boyd, AIA; spg3*
Interior designer (cinema): *Powerstrip Studio—Dayna Lee, partner in charge*
Engineers (garage): *Timothy Haahs & Associates (structural); Marvin Waxman Consulting Engineers (mechanical); Mulhern Consulting Engineers (electrical)*
Engineers (cinema): *Brecher*

Associates (structural); Waxman (mechanical); DLR Group (electrical)
Consultants (garage): *Danadjieva & Koenig (landscape); Fisher Marantz Stone (lighting)*
Consultants (cinema): *Olin Partnership (landscape); Lighting Design Collaborative (lighting); Cavanaugh Tocci Assocs. (acoustical)*
General contractors (garage and cinema): *R.M. Shoemaker; INTECH Construction*

University changes its ways by reaching out to its neighbors and acting as developer

Once called McDeath for its fast-food joints and high crime rate, the area around 40th and Walnut Streets in West Philadelphia now stands as an example of urbanism on the upswing. The transformation didn't happen overnight but resulted from a long-term effort by the University of Pennsylvania to invest in the communities neighboring its campus and build projects that would serve students, faculty members, and local residents.

"We realized we couldn't compete with other Ivy League schools if we didn't improve the city around us," says Omar Blaik, vice president of facilities and real estate services for the university. So after years of trying to buffer itself from its inner-city neighbors, Penn started reaching out in the mid-1990s. It renovated campus buildings that turned their backs to Walnut Street by adding new entrances, windows, and street-level shops. It gave them street addresses, a small but significant gesture that said these buildings belong to the city, not just the campus. It turned parking lots into mixed-use developments with stores, offices, restaurants, and sidewalk cafés. And it upgraded open spaces so they function as urban parks, not voids in the city's fabric.

In 1998, the university opened Sansom Common, a 300,000-square-foot complex with a Barnes & Noble superstore, a 260-room hotel, and a variety of retail outlets. Designed by Elkus/Manfredi

Curving elements on the garage and cinema speak to each other across Walnut Street (this page). On 40th Street, glass, metal mesh, and perforated aluminum create a dynamic elevation for the garage (opposite).

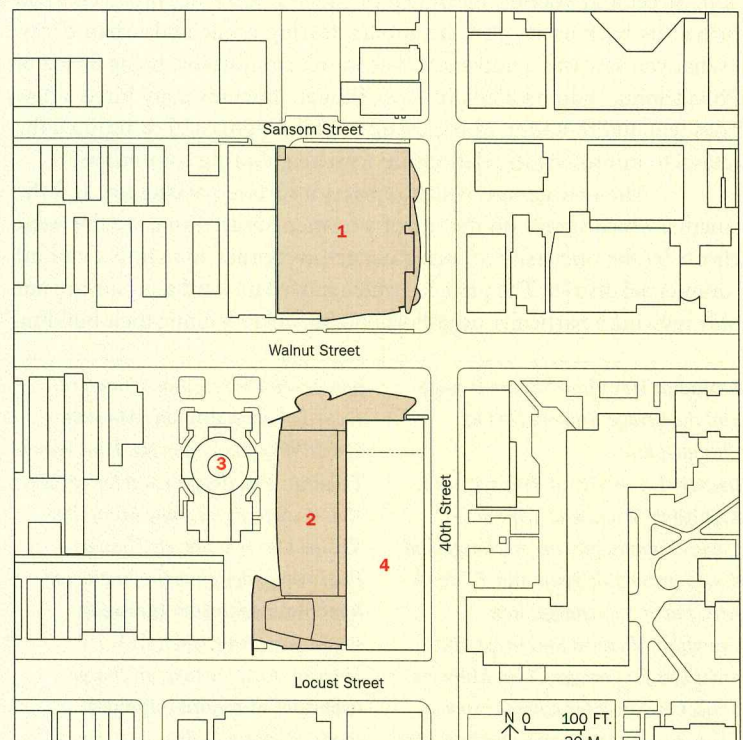
Architects on a site three blocks east of 40th Street, the project proved the university could be a successful entrepreneur and urban redeveloper.

West on Walnut Street, though, remained dicey until the Hamilton Square Garage opened in May 2001 with its snazzy, 24-hour Fresh Grocer supermarket on the ground floor. In November 2002, the Bridge Cinema opened across the street, solidifying the area's transformation and bringing more people to the neighborhood in the evening.

Although a McDonald's remains at one corner of 40th and Walnut (much to the university's chagrin), the new garage and cinema projects have prompted the city of Philadelphia to start renovating an old public library that had been boarded up for years on one of the other corners. Adjacent to the library, the university has just finished turning a small muddy field into a grassy park open to everyone.

A few people have criticized Penn for being such an eager developer of for-profit properties, but its projects along Walnut Street have clearly acted as urban catalysts and cater to area residents as well as the academic community. "These are truly democratic places where everyone can come," says Anthony Sorrentino, director of external relations for the university and a local resident, walking through a crowded aisle of the Fresh Grocer and checking out the salmon fillets in the fresh-fish counter. C.A.P.

1. Garage
2. Cinema
3. Former Unitarian church
4. Existing retail





types by employing creative combinations of uses and innovative design.

To allay community fears of the university taking over the neighborhood, Penn made it clear from the beginning that these new buildings would not be mistaken for the typical redbrick structures found on campus. “Our intention was to find an architect who could do something different and exciting here,” explains Charles Newman, Penn’s university architect. Although its business partners differed on the two projects, Penn selected Wood and Zapata of Boston to design both buildings and give the intersection a strong visual identity. The Philadelphia firm spg3 served as the local architect on both projects, and Powerstrip Studio of Hollywood, California, designed the interiors of the cinema.

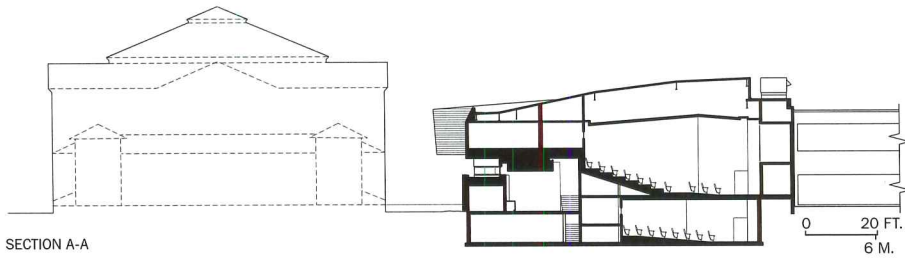
To make the garage work in its urban context, the university rewired the basic program—adding a 24-hour supermarket to the street level and part of the second floor. Wood and Zapata highlighted the different functions in plan and materials as a way of breaking down the bulk of the 9-story, 295,000-square-foot building and giving each component its own identity. So the 32,000-square-foot supermarket bulges out toward Walnut Street with a sleek curtain wall made of clear and opaque

green glass, while the parking floors wrap themselves in bands of stainless-steel woven mesh. On 40th Street, a curving section of curtain wall pushes beyond the envelope of the parking structure, revealing the market’s high-ceiling shopping space on the ground floor and a conveyor belt for shopping carts on the second. Although the market has decided not to use the belt, the architects designed it to help customers bring groceries to

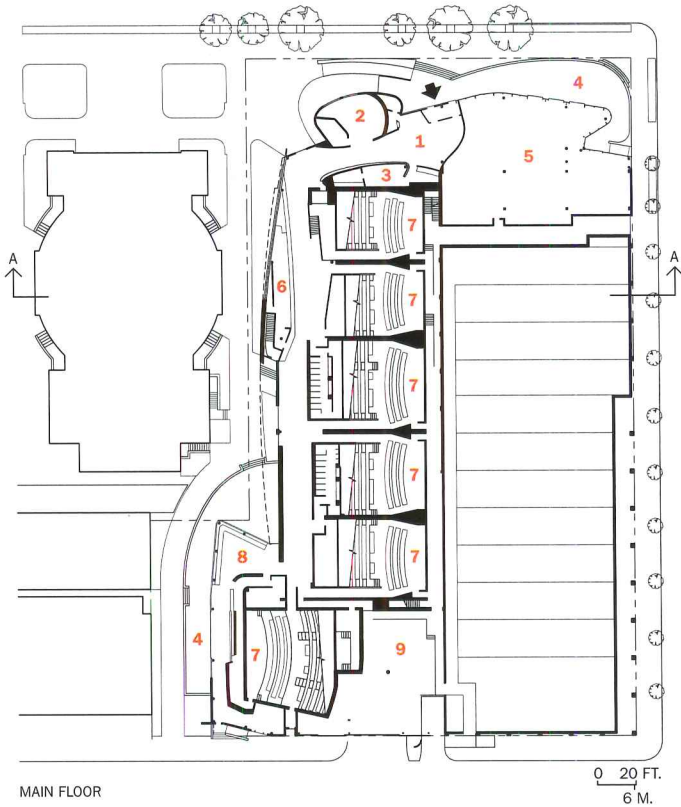
THE UNIVERSITY REWIRED THE BASIC PROGRAM OF A GARAGE, ADDING A 24-HOUR SUPERMARKET.

their cars. The market’s operator, Fresh Grocer, has found that much of its business is walk-in traffic and that those who come by car would rather take their carts on the elevator than put them on the conveyor belt.

At first, the client thought building codes required the garage to be set back 10 feet from its neighbor to the west. But the architects discovered they could push it within 2 feet of the adjacent structure. “This allowed us some room on the east to activate the 40th Street elevation,”



SECTION A-A



MAIN FLOOR

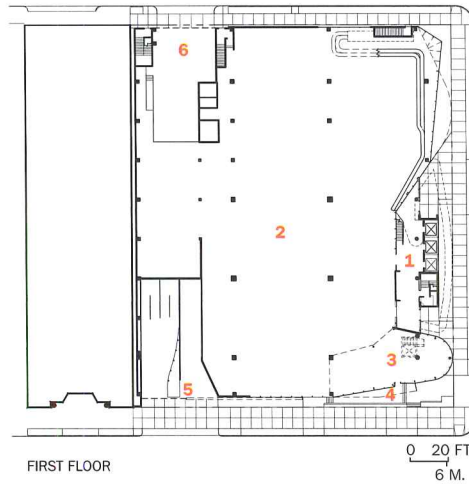
CINEMA

- 1. Lobby
- 2. Media bubble
- 3. Box office
- 4. Terrace
- 5. Restaurant
- 6. Concessions
- 7. Theater
- 8. Café/bar
- 9. Loading

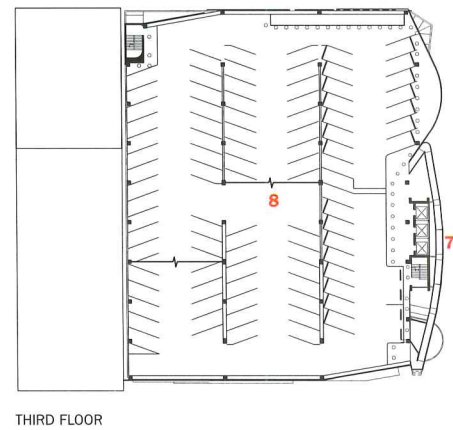
Part of the challenge of designing the two buildings was reconciling the much larger garage structure with the cinema. (The plans here are shown at different scales.) Outdoor spaces on Walnut Street and curving elements on the lower floors help the buildings relate to each other. In addition to commercial theaters on the main floor, the cinema offers space on a lower level for the university's film and video center.

GARAGE


- 1. Lobby
- 2. Market
- 3. Café
- 4. Outdoor seating
- 5. Garage entry
- 6. Loading
- 7. Pedestrian ramp
- 8. Parking



FIRST FLOOR



THIRD FLOOR



EAST SECTION



Stairs and ramps pulled away from the bulk of the 765-car garage work with metal mesh and glass



to define a vertical space that can be used for presenting student artwork (above left and right).

explains Carlos Zapata, the design principal. Pulling a galvanized-steel fire stair and ramps away from the posttensioned concrete slab structure enlivened this facade with a play of forms and created a layering of materials that veil the building's bulk in a series of metal scrims. It also let Zapata carve a vertical slot of space between the bulk of the building and the ramps—a space that heightens the translucency of the metal-mesh skin by bringing daylight behind it. On the Walnut Street elevation,

THE ORIGINAL CLIENTS AND DESIGNERS OF THE CINEMA ENVISIONED A NEW KIND OF FILMGOING EXPERIENCE.

Zapata envisioned a large metal screen on which images could be projected from the cinema across the street. The screen, which would be set within the building's bands of metal mesh, has not yet been installed.

Like the garage, the cinema project benefited from an unusual combination of uses, which in turn created architectural opportunities. Originally planned with Robert Redford's Sundance Films and the General Cinemas chain of theaters, the facility was to highlight independent films and have a film archive, restaurant, and café. A creative team that included The Moderns (a design and branding firm in New

York City) and Steven Winter Associates (an architecture and engineering firm with an expertise in green design), in addition to Wood and Zapata, imagined a new kind of filmgoing experience, says Janine James, the president of The Moderns. Instead of waiting in line, seeing a movie, then leaving, people would reserve seats, relax at the café, see a film, then stay on the premises to talk about what they saw while eating at the restaurant or enjoying a drink at the café. But General Cinemas went bankrupt during construction of the building, and the new theater tenant, National Amusements, brought in its own interior designers and modified the original ideas. National Amusements changed some of the finishes and didn't follow through on the project's ambitious environmental agenda (which included specifying recycled materials and reusing gray water), but it didn't alter the basic architectural scheme.

Set between an existing two-story retail block and a building that had once been a Unitarian Church, the cinema could have been tucked almost out of sight, but everyone involved in the project wanted it to have a strong urban presence. So Zapata pulled its front elevation out to the intersection of Walnut and 40th, which required knocking down a piece of the retail building. To connect moviegoers to the outdoors as much as possible, the design team located the corridor to the six theaters on the western edge of the building and glazed this elevation so it offers views of



The architects wanted to wrap the curving element protruding from the cinema's main entrance in mahogany and glass, but the new tenant used stucco instead (left and opposite). Daylight and outdoor connections are important elements in both the cinema lobby (bottom left) and the café (bottom right).





a narrow garden. The designers also created a separate entrance to the café on Locust Street, so it could attract outside customers, not just filmgoers.

For the main facade on Walnut Street, Zapata designed a sinuous construction of mahogany and steel without any of the usual movie-theater signs. “The idea was to draw people in with architecture, not neon,” says Zapata. Another draw was to be a bubble-shaped room planned to emerge from the lobby that would have had a mahogany-and-glass skin allowing people on Walnut Street to look inside and see videos playing. While the bubble has been built and serves as a venue for student videos and movie trailers, the new tenant finished it with stucco and no glass. So its role as a roadside attraction has been lost.

Very few people, though, know anything of what might have been. What they notice is a neighborhood transformed—from seedy to buzzing. Instead of fast food and empty lots, they have snazzy design and establishments that stay open late at night and invite everyone to linger. ■

Sources (garage)

Steel facade framing and ramps:
RK Metals

Concrete decks and cast-in-place concrete: *Carson Concrete*

Curtain wall: *APG*

Woven metal mesh: *GKD*

Perforated aluminum: *McNichols*

Aluminum panels: *Alucobond*

Glazing: *PPG*

Aluminum storefront entrances:
Arch Aluminum & Glass

Aluminum sliding doors: *Stanley*

Sources (cinema)

Curtain wall: *Crittall*

Stainless-steel woven mesh: *GKD*

Roofing: *Siplast Veral Aluminum Roofing*

Wood windows: *Duratherm*

Steel windows: *Crittall*

Glazing: *PPG Solex*

Acoustical ceilings: *Armstrong*

Plastic laminate: *Laminart*

Floor and wall tile: *Daltile*

Resilient flooring: *Amtico; Armstrong*

For more information on this project, go to Projects at

www.architecturalrecord.com.

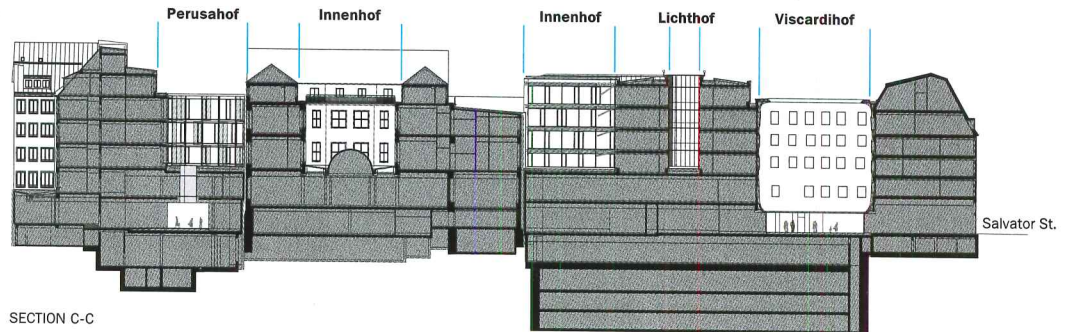


CAFE KUNSTHALLE

PERUSAHOETIA

Leading from hanging gardens to the street, the Perusahof is flanked by the Kunsthalle cafe and shop, for which Herzog & de Meuron designed all the furniture and light fixtures.

Herzog & de MEURON transform a Munich city block, turning traditional street facades into a mask for FÜNF HÖFE'S inner realm



SECTION C-C

By Sarah Amelar

We were searching for a European answer to the American mall," says architect Jacques Herzog of his recently completed Fünf Höfe (Five Courtyards) in Munich. "In American shopping malls," he adds, "you're always in a covered place, up on a high level, with no foot on the ground, no connection to the sky, no authenticity. At Fünf Höfe, we tried to establish a model that would restore the real—bring in the sky, the ground, and a realm of sensory experience." Certainly the project succeeds in sparking the senses—as you pass, say, beneath its exuberant hanging garden or, in another area, along its aluminum-mesh wall, washed with sunlight and flowing water. But however innovative or unorthodox the design may seem, it owes much, paradoxically, to the constraints of a conservative milieu.

Munich is a German city smitten with its past. While Frankfurt and Stuttgart spiked their skylines with tall, modern buildings (for better or worse) in post-World War II decades, this Bavarian capital, near northern Italy, tried to recreate what had been destroyed. Protective of its elegant Italianate traits, the city continues to maintain a 72-foot cap on building heights, with quaintly pitched red roofs appearing nearly everywhere.

So, in 1993, when Hypo-Bank held a competition to transform a property it co-owned—much of a 257,000-square-foot block—into an upscale shopping complex, it may have seemed surprising that the brief called for demolition of existing structures in a central neighborhood of old Munich. But once Herzog & de Meuron had won the competition (among such world-class players as Norman Foster), the city's well-entrenched character reemerged. Political opposition to altering the district's traditional look—coupled with financial constraints—put the project on hold for several years. Then, in 1998, Hypo-Bank merged with Vereinsbank, another major landowner on the block, and brought the project back to life. The



PROJECTS

Project: Fünf Höfe, Munich

Architects: Herzog & de Meuron—Jacques Herzog, Pierre de Meuron, partners in charge; Robert Hösl, project team leader; Hilmer & Sattler (buildings 3 and 5); Studio Gianola (Maffeihof)

Collaborators/artists: Rémy Zaugg (colors and texts); Thomas Ruff (photographic floor panels); Tita Giese (hanging gardens)



Engineers: Obermeyer Planen + Beraten (structural); Obermeyer (electrical); Kuehn Bauer (HVAC)

The glassy Perusahof (above) recalls a crystal box. Its rectangular aperture opens to the sky. Bronze-mesh shutters, visible on upper-floor internal

facades, echo the Perusahof's street-front elevation. The Kunsthalle and its café's upper level overlook the complex's spatial sequence.



Along Theatinerstrasse, a picturesque pedestrian way, the architects created the project's only modern street facade (left). Here, over the Perusahof entry, electrically controlled bronze-mesh shutters can veil upper-level offices. On the same street, elevator lobbies (right two) bear the intense colors and wall texts of Rémy Zaugg. Herzog & de Meuron designed the *Kunsthalle* café (top), its furnishings, and light fixtures. A bank-run *Kunsthalle* existed on the site but was far smaller than the current one.



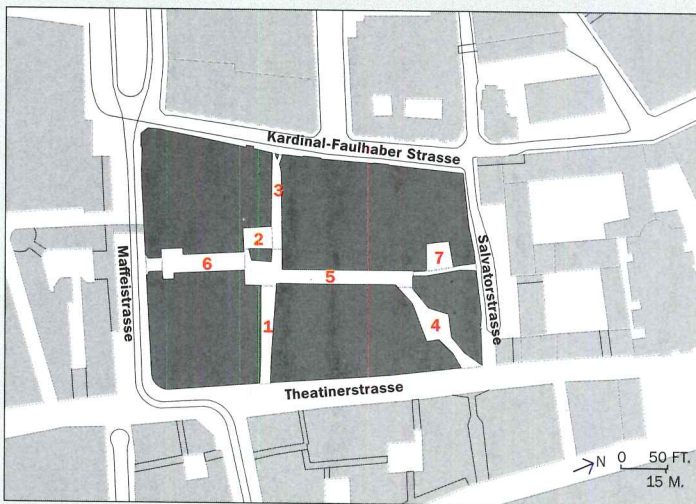


With Tita Giese advising on plant selections and Haering, Bad Birnbach on technical aspects, the architects created a hanging garden interspersed with lights and hidden systems of irrigation, ventilation, and humidity regulation.

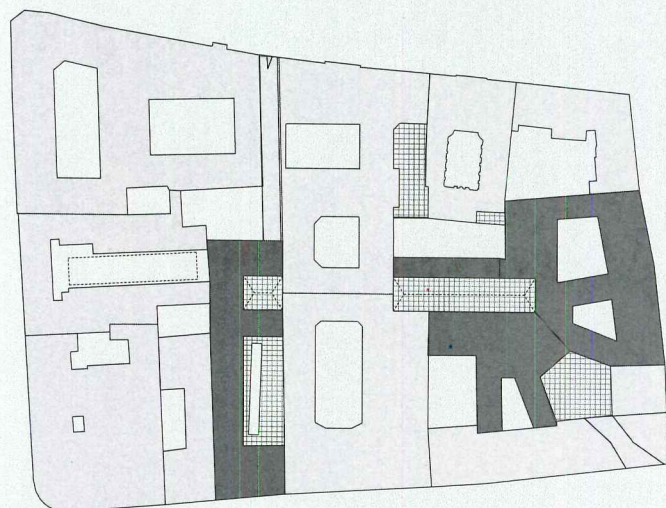


FÜNF HÖFE
VOLLENDUNG

An aerial view of the block, before the creation of Fünf Höfe, shows a network of back buildings and internal courtyards, consistent with the local urban fabric. The architects actually filled in much of the block (below), but without giving the impression of density along the path through the complex.



- | | |
|--------------------|----------------------------|
| 1. Perusahof | 6. Maffehof |
| 2. Portiahof | 7. Amirahof |
| 3. Prannerpassage | 8. Gartenhof |
| 4. Viscardihof | 9. Promenadehof |
| 5. Salvatorpassage | 10. Little Salvatorpassage |



NEW CONSTRUCTION

■ New □ Existing

Herzog & de Meuron opens the block, beckoning the public into its inner reaches

Before Five Courtyards existed, a cluster of back buildings and inner courtyards formed a closed world, beyond the reach or gaze of the general public. Two banks—Hypo and Vereinsbank (later to merge into one)—were the block's main property holders, while lesser landowners included, and continue to include, the local bishopric.

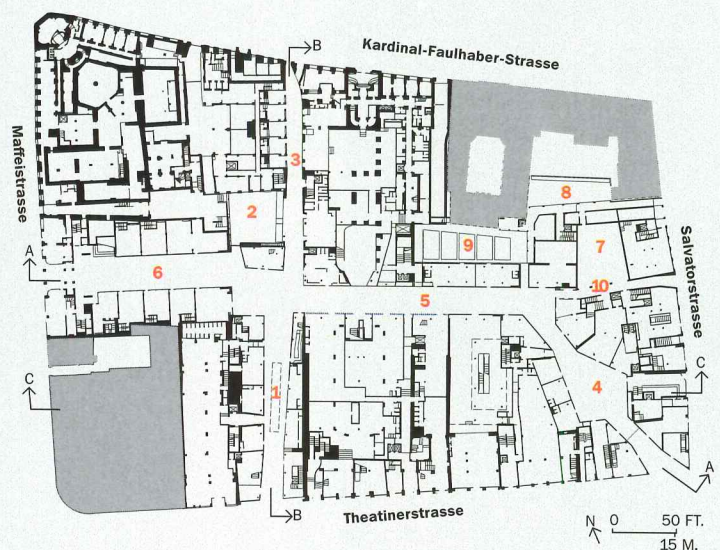
The decision to transform the block was not a matter of neighborhood revitalization or gentrification, but of capitalizing on a top location. As the bank overseers realized before launching the 1993 competition, they were sitting on highly valuable real estate. Full of pedestrian ways with boutiques like Chopard, Armani, Bally, and Ligne Roset, the district was already the domain of stylish clientele. Maximilianstrasse, Munich's most deluxe shopping avenue, is nearby, as are picturesque Baroque churches and a historic royal residence.

For Fünf Höfe, Herzog & de Meuron drew on disparate influences: cryptic medieval shopping corridors and the royal residence's urban-scale outdoor rooms.



The streets leading to the complex bend in ways typical of old districts. In that spirit, none of Fünf Höfe's entry corridors are continuous with surrounding streets but deflect or jog off of them—distinguishing the block's internal routes from the scale of urban thoroughfares.

The architects actually filled in many of the existing courtyards—simultaneously increasing the block's overall density, while, remarkably, enhancing the sense of expansive openness. This experiential effect owes much to the variety of new public spaces, the Salvatorpassage's particularly generous proportions, extensive planes of transparency and reflectivity, and the presence of daylight (dappled, filtered, or direct rays) deep within the block.

Though many buildings form Fünf Höfe, and scarce demolition was permitted, the block's interior now offers a seamlessly new, rather than piecemeal, quality—due to subtly consistent glass storefronts, an overall graphic vision (under the guidance of artist Rémy Zaugg), and the patently diverse character of the project. *Sarah Amelar*



N 0 50 FT.
15 M.



A suspended sphere enlivens the pentagonal Viscardihoft (top and right), with its diagonal entry route.

program remained mixed-use—with retail, cafés, restaurants, and a banking hall on the ground level, and offices, housing, and a *Kunsthalle*, or art exhibition space, above. But the guidelines had changed, radically reducing what could be demolished—and prompting, ultimately inspiring, the

architects to develop a whole new strategy.

Now the block's street perimeter—demure 1950s facades, with an 1895 and a 1910 structure—had to stay, permitting the architects to change only the block's interior. And there, only 35 percent could be demolished. Clearly, the winning scheme for six new buildings—each by a different architect, including Rem Koolhaas—had to go. But the seemingly restrictive new terms set the stage for a range of possibilities. “Our approach,” says project leader Robert Hösl, “became one of subversive urbanism.”

That subversion (a sexy term that carries a shade of exaggeration) turned the block's unassuming, traditional exterior into a mask for an unexpected domain. Now the journey inward follows passageways and courtyards, channeled and carved through existing, though transformed, structures. (An ad agency coined the name “Fünf Höfe,” but the complex includes more than five courts or passageways.) Establishing a new order, the route passes through disparate zones—from the jungly canopy of

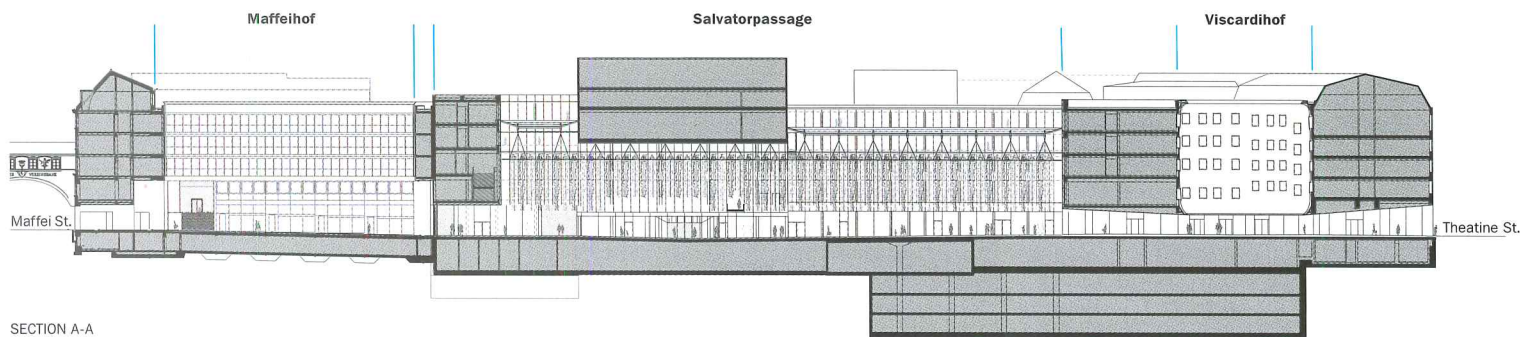
vines to a vaulted tunnel glinting with sequinlike glass disks set in plaster.

While Herzog & de Meuron projects typically focus on a very small number of strong ideas, this scheme embraces plurality. Here, the architects formulated the urban concept and designed most of the common areas, but almost none of the retail or restaurant interiors—except for the *Kunsthalle* and its ground-floor café and shop. The complex embodies not only a multiplicity of functions, but also visual and experiential eclecticism, echoing (albeit in an upscale mode) some of the variety of city life.

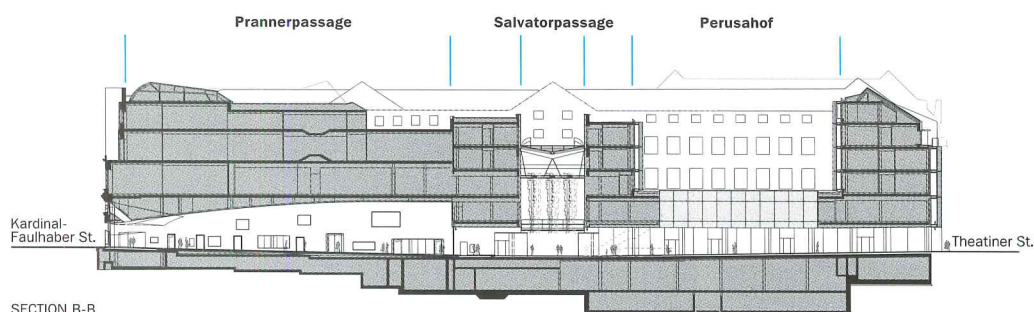
The act of opening the block's interior to the city was literally a revelation: Before Five Courtyards existed, this inner zone had formed a “forbidden city,” a network of back buildings and courtyards entirely hidden from the street and inaccessible to the public. This inner sanctum was populated mostly by bank employees, along with lesser landowners on the block. But, sited in an elegant and established shopping district, it occupied valuable real estate that the bank was eager to exploit.

For the scheme, the architects took cues from the urban outdoor “rooms” of the nearby Bavarian royal residence—and, on a more intimate scale, from Europe's introverted labyrinths of medieval shopping corridors. With such contrasting influences, Fünf Höfe plays baroque against Cartesian, curving and meandering against straight and rational.

Entries to the complex occur on all four sides—with (large)



SECTION A-A



SECTION B-B

“mousehole” passages deflecting off of the old district’s pedestrian ways. Only for the Perusahof entry did the client ultimately request a modern street facade—which required persuading the architects to deviate from a now strict interior-versus-exterior scheme. The result evokes “a bit of textile poking out from within,” says Herzog, referring to the drapelike, bronze-mesh shutters that recall his firm’s design for Rue des Suisses housing in Paris. At Five Courtyards, the mesh, with its moiré effect, acts almost as an edge of lacy lingerie that begins to reveal what’s beneath the outer garment.

Entering the Perusahof corridor from the street is like suddenly occupying a long crystal box with a rectilinear aperture overhead—open to the sky and oblique views of interior facades, sheathed in more bronze mesh. Rough metal plays against smooth glazing. But in this passageway, with *Kunsthalle* access, glass reigns—blurring distinctions between reflected and real, between surface and opening. The effect is both understated and quite dazzling. Throughout the complex, a taut glass membrane, over simple, rhythmic vertical structure, forms the interface between commercial and public zones. This sleek transparency permits flexibility in placing partitions between shops (important to tenant turnover).

Perpendicular to the Perusahof, the Salvatorpassage, 46 feet high and 62 feet long, is the complex’s exotic centerpiece. A wavy grate, under a glazed ceiling, brings daylight midblock while supporting a lush and whimsical array (up to 33 feet deep) of dangling vines and pendant lamps.

Continuing along the Perusahof’s axis, the path leads west past the Portiahof, an outdoor court with tables from adjacent restaurants and a waterfall trickling down a perforated-aluminum screen. This cloistered, open-air spot has become a calm and popular refuge. Dappled light, filtered through the aluminum screen’s large circular holes, begins a subtle transition from the straight-edged Cartesian realm of the Perusahof and Portiahof into the vaulted, darker, baroque tunnel of the Prannerpassage.

Here, simple rounds of recessed ceiling lights and glass disks, set into the walls and ceiling, echo shadows cast by the Portiahof’s aluminum screen. The disks, evoking reflections on water, progress from sparsely spaced glints to a densely sequined cluster at the end of the tunnel, where angled apertures, carved through a deep wall, open toward the sidewalk. Unpredictable from the vaulted corridor, the street side of this thick wall reveals an opulently sculpted 1895 neo-Baroque facade. Hardly reduced to a thin stage set, this relic was inventively embedded into new forms.

After the curvy, glittering Prannerpassage and wildly burgeoning Salvatorpassage, the gray, five-sided Viscardihofof, off the northeast end of the hanging jungle, seems sober. But a huge, woven-metal sphere by Olafur Eliasson, suspended overhead, brings this relatively stark courtyard to life.

Many pieces complete the tightly fit puzzle of Fünf Höfe. Dovetailing with Herzog & de Meuron’s urban concept, architects Studio Gianola produced the Maffeihofof, and architects Hillmer & Sattler created the Amirhofof, as well as two neotraditional street facades for the outer wall.

Artists played key roles here, as in much Herzog & de Meuron work. But these artist interventions do not always announce themselves. Rémy Zaugg unified Fünf Höfe graphically, overseeing everything from elevator-panel numbers to exterior signs. His deftly ambiguous wall texts, inlaid-steel floor messages, and intensely hued elevator lobbies offer gentle provocation throughout the project. Thomas Ruff used a serilith method, developed for the firm’s Eberswalde Library [RECORD, August 1999, page 84], to apply photos to 12 floor panels here. Some images (e.g., a Manhattan aerial view) are legible, while others appear as vague stains on concrete pavers. Occasionally, barely perceptibly, Zaugg’s words engage Ruff’s images in dialogue. Layers of meaning and visual complexity gradually reveal themselves.

In the end, Fünf Höfe succeeds in bringing together an extraordinarily eclectic array of elements—fitting together the existing and the new seamlessly, but without the lifeless homogeneity of most “designed” shopping arenas (often so heavily controlled aesthetically).

People flock to the place, comfortably strolling along its passageways, visiting its shops, and relaxing in its courtyards, cafés, and restaurants. At its richest, Fünf Höfe’s complex inner world evokes a small, hidden quarter of a city, which the public has willingly discovered.

The model for this project seems closer to a European galleria than an American shopping mall, but on a more intimate scale. Granted, Five Courtyards is not so revolutionary as to overturn the very concept of shopping. But with an extremely tactile and authentic material palette and a refreshingly abstract sensibility, it achieves whimsy and variety—without a whiff of theme-park or “theme-mall” tricks. ■




Sources

Windows: Schindler; Ibscher; Frener & Reifer; Gartner; Schöninger; Lösche

For more information on this project, go to Projects at www.architecturalrecord.com.



The Portiahof (far left, top and bottom) opens entirely to the sky, with aluminum wall screens casting dappled light. This court lies along the vaulted Prannerpassage (below). At the end of this tunneling corridor, light bounces through deep, angled apertures and off of sequinlike glass disks set in the walls and ceiling. Surprisingly, the passageway ends in an 1895 facade (left).



The overlapping forms (opposite) of the Tacoma Art Museum, wedged within a triangular site surrounded

by a freeway and rail-road tracks (this page), clamber up a bluff to the entrance plaza (bottom).



Antoine Predock makes a landscape abstraction of the **TACOMA ART MUSEUM**, and aids the transformation of a gritty industrial city through culture

By Sheri Olson, AIA

Squinting through sunglasses at the opening of the Tacoma Art Museum (TAM), Antoine Predock, FAIA, was confounded by sunshine, a generally rare commodity in the damp western side of Washington State. “The Weather Channel must be conspiring against me,” the Albuquerque architect said. Having envisioned the museum’s stainless-steel skin dissolving into the Pacific Northwest’s infamous overcast skies, in emulation of the usually mist-shrouded peak of nearby Mt. Rainier, Predock brooded as the museum sparkled beneath the mountain’s 14,000-foot-high glory.

Rain or shine, the new museum is a hit, drawing more than 17,000 visitors its first month, compared to the 2,500 who toured its former home a year earlier. Not all of the museum’s support relies on the public: “Northwest artists have given more than 200 new works of art to the permanent collection because of the excitement generated by the new building,” says Janeanne Upp, the museum’s executive director.

The museum provides a crucial link in the efforts of this scrappy industrial city to remake itself (page 110). For 30 years TAM made do in a sober 1919 bank building five blocks north of its new location. With a growing collection of Modern and contemporary art, and a gathering sense that the revitalizing city could support more suitable quarters, the museum was able to raise almost all the funds for the new building privately. (The city donated the land.) The collection is largely focused on work of Pacific Northwest artists (who frequently take the dramatic surroundings and cool, Pacific light as inspiration), which drew the museum’s leaders to Predock’s sensitivity to the western landscape. “His approach responded to the Pacific Northwest as a place,” said Upp.

“The biggest challenge was the site,” says Predock, who worked with executive architect Olson Sundberg Kundig Allen, of Seattle. To hear him describe it, “There was no site.” He had to figure out how to perch the \$22 million structure on the side of a bluff that drops 30 feet from the entrance on Pacific Avenue to what is essentially a pit formed at the base of the bluff by a forest of freeway columns. To get the public spaces up to the Pacific Avenue level, the architects slung two floors of administrative

Sheri Olson, AIA, *RECORD’s* Seattle-based contributing editor, is architecture columnist for the *Seattle Post-Intelligencer*.



and storage spaces atop columns and under the two levels of galleries.

In other settings, Predock’s public projects can bear a resemblance to the geologic formations of the arid West. “Here the building makes its own topography,” says Predock. He’s expressed the galleries’ spiraling organization through overlapping volumes topped by gently sloping roofs, and he wrapped it all in a taut skin of stainless steel. This exterior appears to be not so much a landscape abstraction as a phenomenon of the sky, as mutable as the northwest light. “After 25 years in the Southwest, I’m used to the sun assaulting architecture,” Predock observes. “Here I can welcome it in.” In contrast to the earth-bound nature of his work elsewhere, the flush stainless steel buoys this building. In sun, it’s as silvery as a fish; on overcast days, it disappears into the mist like Rainier’s furtive peak.

The body of the 50,000-square-foot building is tucked into the diagonal of a freeway on-ramp that cuts along the eastern edge of the site. Only the corner of the entrance elevation touches Pacific Avenue, but its presence is made larger by the triangular plaza stretched along the street frontage, visually marked at its apex by an iceberg of stainless steel.

Design architect: Antoine Predock
Architect—Antoine Predock, director of design; Devendra Contractor, associate in charge; Paul Fehlau, project manager

Executive architect: Olson Sundberg Kundig Allen

Engineers: Chalker Putman Collins (structural); Abacus Engineering (m/e/p)

Consultants: Swift & Company (landscape); Candela (lighting); Lighting Design Lab (daylighting)

Contractor: Hoffman Construction

Culture and college restore lost glitter to a once-struggling mill town

The new Tacoma Art Museum is the latest addition to a cultural district that has been emerging for more than 10 years. Across the street, the University of Washington created a new Tacoma campus (bottom left) by converting once-blighted warehouse buildings. Down Pacific Avenue, a pedestrian bridge festooned with \$12 million in blown glass by Tacoma native Dale Chihuly crosses the freeway to the new Arthur Erickson-designed Museum of Glass, on a 1.5-mile-long public esplanade that lines the cleaned-up Thea Foss Waterway.

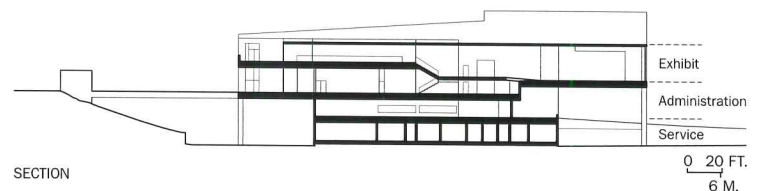
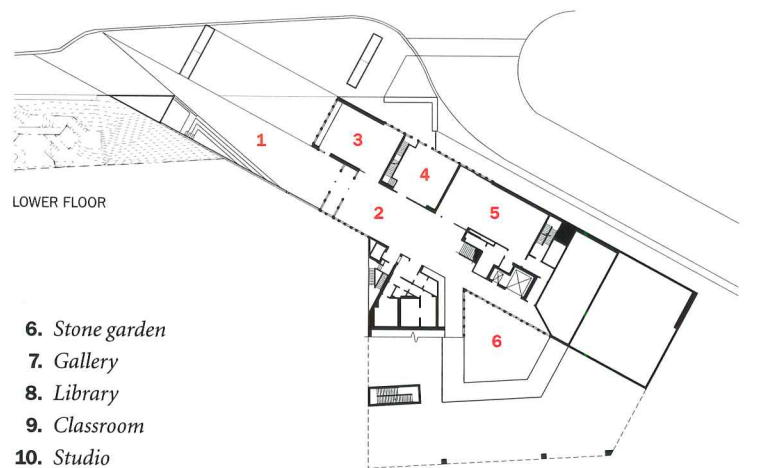
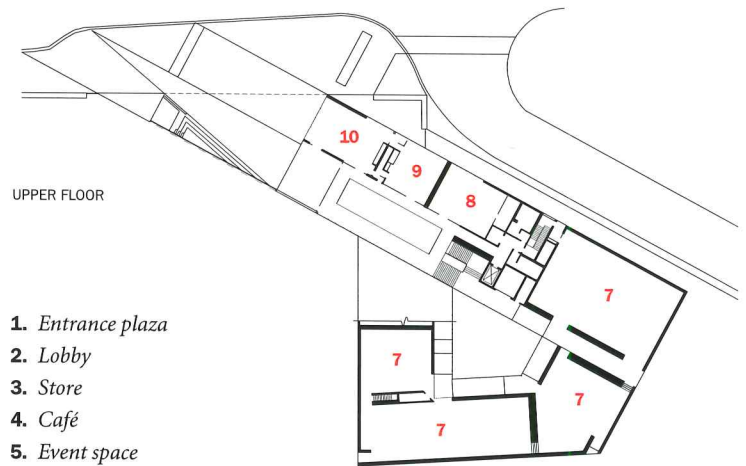
When the glass museum opened last summer, its staff handed out air fresheners embossed with the project's distinctive metal cone as a tongue-in-cheek play on the city's

evolution from odorous mill town to sparkling port city. "Fifteen years ago, the mayor and city council decided to take control of Tacoma's future, including developing the waterfront," says Juli Wilkerson, director of the city's department of economic development. "By adding a cultural component, Tacoma created a synergy between the waterfront, the university, and art," says Josie Emmons Turner, division manager of culture and tourism.


It began in the business core, just a few blocks north of TAM. The 1991 Broadway Center for

the Performing Arts was created out of the renovation of two turn-of-the-last-century vaudeville palaces and the construction of a third theater space. Next came the 1992 renovation of the landmark Beaux Arts Union Station (top left) with an added wing housing the Federal Courthouse. Its forms are echoed in the neighboring Washington State History Museum, completed in 1996 by Moore/Andersson [RECORD, October 1996, page 70]. Both share a stop with University of Washington, Tacoma on the new (free) 1.6-mile-long light-rail line that stretches through the theater district to the Tacoma Dome arena on the south side of downtown.

With the opening of the new Tacoma Art Museum, says TAM's Janeanne Upp, "We've reached a critical mass; people can now spend a day here visiting museums." Beyond tourism, Tacoma has succeeded in luring new business: The city recently ranked highest in regional job growth. Tacoma appears at last to be emerging from the long shadow cast by nearby Seattle. S.O.



TAM faces Pacific Avenue at an angle (opposite, bottom right). Its entrance (this page) leads axially (bottom right) past the stone garden (bottom left).





The entrance atrium (below) leads to a ramp (top left), which winds around the courtyard (visible in photo, opposite). Cases and galleries borrow light from the court (top right) and from a variety of exterior openings. The visitor path ends at the atrium on the upper level.





In contrast to the intimidating opacity of the old bank building, visitors to the new museum enter a long, double-height lobby that offers a view all the way through the museum to a window framing the freeway overpass beyond. The sensual effect of a courtyard, opening to the right of this axis, sums up much of what Predock intends for the museum experience. In this wedge of outdoor space, masonry-design specialist Richard Rhodes has created an installation—a stone garden using 500-year-old granite pavers salvaged from a rural area in China that will be flooded upon the completion of the Three Gorges Dam. The stones take the form of a liquid topography that appears to slush up against the courtyard walls. Predock faced the court with flush-mounted, mirror-finish glass, which multiplies and diffuses Rhodes's composition (glimpsed above). "Through reflections, the void of the courtyard takes on substance and becomes an object," says Predock. To understand the mysterious, intangible qualities of this space, contrast it to Arthur Erickson's nearby Museum of Glass, which pays all-too-literal tribute to Mt. Rainier with a conical steel roof.

A ramp rises gently around the stone garden and is wrapped by the galleries as it winds up to the second floor. Predock's orchestration of light and views makes their 12,000-square-foot total look larger than it is—and subtly reminds patrons of the world beyond. A partition separating the first gallery from the ramp stops a few feet short of the ceiling, spilling light drawn from the courtyard into the exhibition space. A high, narrow window along the outside wall balances the outside light and offers a glimpse of sky. Windows frame unexpected vignettes of the city, the waterfront, and even the unlovely freeway. "We

were all for natural light in the galleries—it enlivens the visitor experience—but we had to be able to manage it," says Upp. She can lower scrims around the courtyard and close hinged doors over window openings to black out the galleries.

The visitor path culminates in a glass-enclosed atrium on the second floor with views of Union Station, the Washington State History Museum, and elusive Mt. Rainier. Sharing the rooftop views are an art classroom, art studios, and a resource center. Formerly relegated to the basement of the old bank building, visitors using these light-filled spaces are offered a Predock touch: When wet, the metal plane of the roof just beyond becomes a large pool reflecting the changing sky.

Of Puget Sound's three new modest-size museums, including the Museum of Glass by Vancouver-based Erickson, and Northwest-native Steven Holl's Bellevue Art Museum [RECORD, August 2001, page 80], it is the outsider, Predock, who best captures the region's mutable light in the connections he offers to the outdoors and in his choreography of movement. Like a director working with an actor, he captures and amplifies the Northwest's changeable oyster sky. As if on cue, it drizzled on the museum's opening day as celebrants paraded from the old location to the Tacoma Art Museum's shimmering new home. ■

Sources

Metal roofing: A. Zahner Company

Inverted-seam stainless-steel

cladding: A. Zahner Company

Glazing: Evergreenhouse; Kawneer

For more information on this project, go to Projects at www.architecturalrecord.com.

Sun Healthcare
Albuquerque, NM



shaping
the future

A L U C O B O N D

It's a challenging task. Because the images we create today reflect a lasting attitude. Enter Alucobond Material... a refreshing combination of architectural beauty and efficiency, designed to adapt to our ever-changing world. Shaping it, in fact. As the original aluminum composite material, Alucobond delivers almost unlimited forming and shaping capabilities. Served on an extensive color palette, Alucobond Material's versatility goes well beyond its physical properties. With an eye to the future, Alucobond creates a sleek contemporary look. With its respect for the past, Alucobond provides the perfect marriage of traditional design with modern flavor. Whatever image and attitude you seek, Alucobond Material offers unlimited inspiration to fuel innovative designs for years to come.

Alcan Composites USA Inc.

P.O. Box 507 • 208 W. 5th Street • Benton, KY 42025-0507

800-382-6445 • 270-527-4200 • Fax 270-527-1552

www.alucobond.com

A member of the ALCAN group of companies

**ALUCOBOND**
MATERIAL

ALCAN COMPOSITES

CIRCLE 59 ON READER SERVICE CARD OR GO TO WWW.LEADNET.COM/PUBS/MHAR.HTML

TRANSPORTATION FACILITIES

Missed Connections

ROADS ARE BACKED UP; AIR TRAVEL IS ANEMIC; RAIL'S GOING NOWHERE; TURF BATTLES KEEP MODES FROM MIXING. IS THERE HOPE FOR TRAVEL-FACILITY INNOVATION? YES.



1.

Incheon, Korea

Terry Farrell devised biomorphic curves to shape the movements of passengers at the multimodal Incheon Transportation Center.



2.

Cologne, Germany

Murphy/Jahn elegantly engineered a glassy pavilion linking a new terminal (as well as parking and a rail connection) to a landmark original.



3.

Vancouver, Canada

VIA Architecture led five architect teams in the creation of 12 elevated "civic rooms" on the 16-mile SkyTrain Millennium Line.



4.

Detroit, Michigan

The SmithGroup has made way-finding easy for the millions of transferring passengers who use Northwest Airlines' new Detroit hub.

By James S. Russell, AIA

On the Upper West Side of Manhattan, a highway cuts off access between the city and the river. Unlike the massive concrete conduits filled with hordes of vehicles that cram waterfronts elsewhere in America, the six lanes of the Henry Hudson Parkway exist in a uniquely benign relationship to their surroundings. Though it runs through Riverside Park, the highway's combination of stone-faced walls and elegantly arched bridges dampen the noise and offer frequent inviting access to the river. A two-track rail line runs parallel to the roadway, underneath a promenade of gardens and playgrounds. This masterwork of urban design was completed in the Great Depression, but replicating it in a contemporary fashion can barely be contemplated today.

There is an ever-growing need to unite rail and roads, airports and transit, and to make each mode fit more gracefully into cities. But the political and bureaucratic barriers are formidable. On the one hand, funding for each mode of travel has been placed in a separate pot, defended by separate bureaucracies and constituencies, which have almost no incentive to cooperate with each other. On the other hand, funding formulas all but preclude the participation of architects and related professionals who can stitch such facilities together and connect them to their surroundings.


Is there hope that a better-integrated, community-focused federal transportation strategy might emerge? This year, Congress must make a massive six-year funding commitment for surface transportation. But, in a rare circumstance, bills for aviation facilities and the future of Amtrak are also under consideration. "The time is right to begin building an integrated intercity travel system for the 21st century," said Hank Dittmar, who heads a coalition called Reconnecting America. His new organization's specific focus is to redefine national policies in order to integrate the aviation, passenger-rail, and intercity bus systems.

The bills will be very hard fought (because transportation money is scarce, the economy tough), but the confused transportation-policy landscape and the very direness of today's transportation dilemmas might force an unexpected kind of accommodation.

Community focus pays off

Through most of the interstate era, architects have played only a peripheral role in big-dollar transportation projects. But there is a dawning recognition that strategic transportation investments—especially for transit—pay off when integrated with local planning. Since completion of a rail project that cut commute times to New York City from suburban

For more information on these projects, go to Projects at www.architecturalrecord.com.



The firm of Angéil Graham Pfenninger Scholl recently won the opportunity to design a tram connect-

ing Portland's low-lying North Macadam neighborhood to a densely built-up hilltop hospital complex.

New Jersey, home prices in communities along the line have skyrocketed. AIA cites a University of North Texas study's findings that the new DART light-rail system in the Dallas region has already generated more than \$800 million in development, with the full system projected to generate \$3.7 billion in economic activity upon build-out. The payback, of course, is not only short-term. Washington's Metro and the Bay Area's BART have attracted increasing investment around stations for decades. Along Riverside Drive, few apartments sell for less than \$1 million. Can one imagine this along the average highway? "One of the rationales for rail is that rail and land investment go hand in hand," explains Buz Passwell, director of the Transportation Research Center at New York's City College. "It's very expensive to build, but the investments pay back through greater employment densities and commercial space that takes advantage of the new travel capacity."

The evidence is especially compelling in Vancouver, Canada, where the elevated SkyTrain system pays its way almost entirely through the fare box. It would not have achieved such popularity had not the local government coordinated high-density development near the stations. "There are growth objectives for each community," explains Alan Hart, partner of VIA Architects, the lead architect of the SkyTrain's latest extension (page 132). "Officials must show how to achieve the goals with infrastructure." From these determinations flow the grants to support the initiatives, he says. In the Seattle area, where Hart is working on a mono-rail system recently approved by voters, "they don't have that regional game plan to react to."

The community focus is a critical one in terms of getting community commitment to transportation projects and reducing mitigation costs, says Ann Canby of the Surface Transportation Policy Project, an advocacy group. "Architects working with communities are key to success." Too often, however, the role that architects can play has been overlooked. The staggeringly expensive Big Dig in Boston was justified in part by the enormous downtown redevelopment opportunity created by the restoration of 30 acres of open land. Unfortunately, the design of the miles of tunnel was never coordinated with the possible uses above. While some appealing parks and playgrounds may be created, Boston appears to have squandered its opportunity to create a Riverside Drive (or a Park Avenue, which was built as a commercial development over a rail yard, and which has paid off its investment incalculably more than the railroad ever did). Instead, there's almost no money and still much squabbling about how to shape the Big Dig's land legacy [RECORD, March 2002, page 84]. Other cities have reaped substantial benefits from tearing highways down—think San Francisco's Embarcadero.

Architects sidelined

The Big Dig blunder is not actually surprising. Surface-transportation funding has carved out a small and highly circumscribed role for architects. Funds from the tiny Transportation Enhancements program permit architects to improve communities (restoring an obsolete train station, typically), but they don't offer a role for architects in the design of major transportation facilities themselves. It's enormously difficult to bring in an architect (or design-savvy engineer) to make that off-the-shelf freeway bridge over a key scenic waterway a community enhancing landmark—that's why none of the tens of thousands of bridges constructed in the interstate era can be regarded as an iconic symbol on the order of the Golden Gate Bridge. (A long-discussed bridge in Dallas, by Santiago Calatrava [opposite, bottom] will get built because private interests have agreed to underwrite the additional costs of the design.)

Community-enhancing designs can cost more, but shoving crudely designed facilities into unwilling communities isn't cheap. Road officials argued that any but standard bridge designs would add \$200 million to the price of replacing the earthquake-damaged eastern segment of the San Francisco–Oakland Bay Bridge. The "cheaper" design endured five years of delay and finally went into construction last June—at double the price.

Can modes ever meet?

Though the nation spends plenty on transportation (\$133 billion on highways alone in 2001), there remains little consensus that it spends well. Moving traffic to the mode to which it is best suited, and connecting those modes together, for example, is rare. Incheon, Korea's, multimodal interchange (page 120) or the high-speed rail connection that will soon serve Cologne's airport (page 126) do not find their logical counterpart at the Detroit air hub (page 140). Blame the sclerotic means by which the federal government funds transportation. As Reconnecting America points out, "Both the aviation and highway systems have institutionalized financing schemes based on user fees [like gas taxes] imbedded in trust funds that are immune from the appropriations process"—politicians spend what comes in—"while passenger rail must subsist entirely upon passenger tickets and controversial annual appropriations from the general fund. As a result, government subsidies to aviation and highways are largely unrecognized, while those to Amtrak are painfully obvious."

Federal money is supposed to be spent based on local priorities, including broad regional planning objectives. This coordination is left to designated Metropolitan Planning Organizations (MPOs). Few people know that MPOs exist or what they do. Politics prevail over performance or rational prioritizing. "We sit at the table until we get what we want;

then we leave,” Joseph Rose, at that time New York’s director of city planning, told a group of planning officials a few years ago—proudly.

It’s worth considering, says VIA’s Hart, whether transportation money would be spent more flexibly and with greater innovation if it was raised locally. The locally funded city-to-hospital tramway complex in Portland (opposite, top) fits no federal mold. Hart says Canada’s system succeeds with little federal involvement. On the other hand, funding-application formulas intended to prove the viability of transit projects actually preclude architecture and community-oriented planning. To get federal funding for major new transit investments, says Hart, “requires that 30 percent of the preliminary engineering be completed. The requirements are onerous; it’s heavily engineering-based, and a whole industry has built up around it to get federal funding. The big engineering firms are skilled at this, and they bring on local architects as subconsultants, primarily to appease local communities.”

Big money; big Capitol Hill battles

Can such a wasteful and balkanized system be changed? The Bush administration has sent Congress a mammoth six-year surface-transportation bill, called SAFETEA—for Safe, Accountable, Flexible, and Efficient Transportation Equity of 2003. It’s the latest iteration of the “TEA” legislation that began with ISTEA in 1991, a reorganization of transportation funding crafted by the late Senator Patrick Moynihan. For the first time it admitted community-oriented, architect-designed “enhancements” into the transportation-funding mix. The administration proposes \$247 billion for its program, with \$37.6 billion intended for mass transit. That’s a 19 percent increase over the current levels of spending, but this amount will make little difference in the ever-growing urban traffic mess, according to the consensus. Congress would like to push the number higher, but the question is how to pay for it. Increasing the nation’s already massive deficits to fund roads and rails will be hard to sell. Thanks to deficits, federal transportation funding in the short term may actually decline.

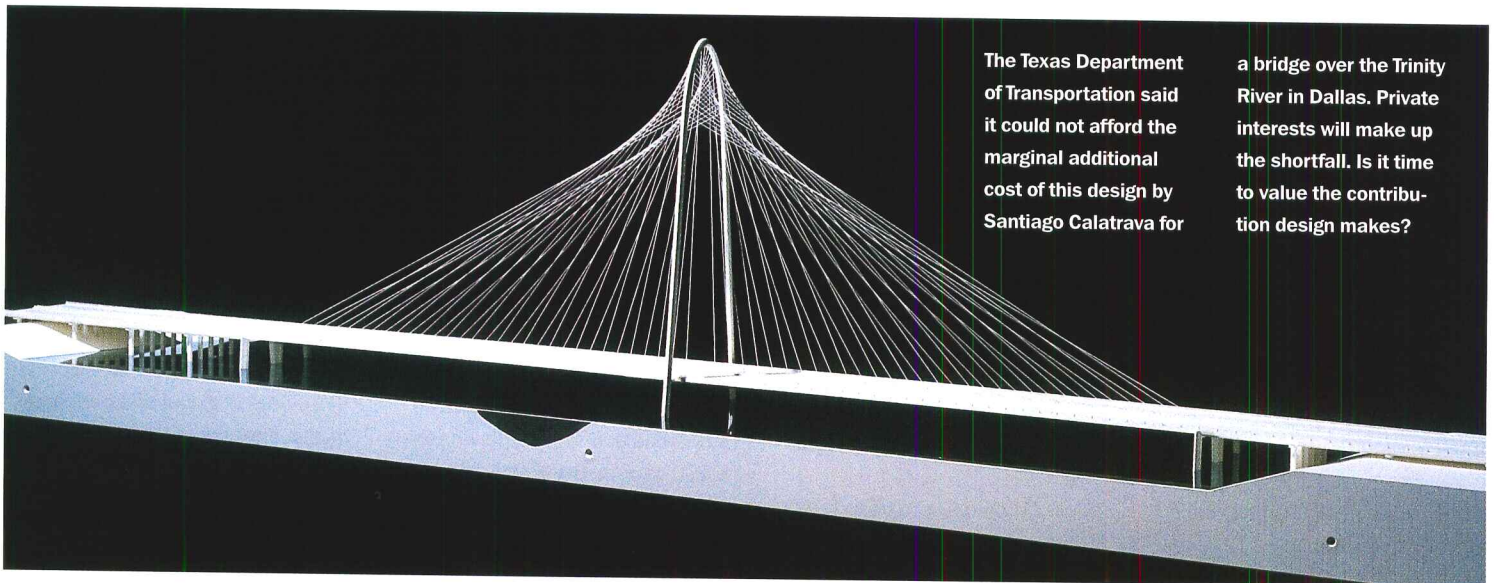
Architects’ pecuniary interests tend to lie with transit because station design is one of the chief means by which architects participate in transportation capital investments. The bad news in the administration’s bill is that it proposes to reduce the federal contribution for transit projects from 80 percent federal and 20 percent local to a 50/50 split. This “clearly makes public transit investment more of a burden and less attractive to local communities,” notes an AIA briefing paper on the pending legislation.

Then there are airports. The collapse in air travel after 9/11 has

cost the federal government \$15 billion in bailouts but has failed to prevent layoffs of 80,000 at airlines and many thousands at Boeing. No one knows yet what kind of service structure will emerge from ongoing restructuring. The network contraction, hitting small cities hard, “exposed the underlying fragility of our intercity travel system,” Dittmar added, “and in particular the fact that the most vulnerable parts of the aviation system are the short- and medium-distance spokes in the hub-and-spoke system.” And that’s not all. With scarce capital funds going to security upgrades, and with airlines in retreat, airport construction not already contracted is being deferred. This will prove short-sighted. “When we get to the ‘new normal,’ whatever that is,” says Marilyn Taylor, a principal at Skidmore, Owings & Merrill who has led many of the firm’s airline projects, “the capacity problems we had before will return.” Passenger growth remains stubbornly anemic, which travel analysts attribute in part to long lines and security hassles. “Security can’t be tacked on so that it undermines the passenger experience,” adds Taylor. “Airports will have to find new ways to do what they were attempting in the 1990s—to make terminals pleasant to spend time in, with retail choice, natural light, and a predictable way to your destination.”

Some airline problems could be allayed if the nation had a viable intercity rail system, one that could connect major cities close to each other and smaller markets to hub airports, thereby eliminating a great number of unprofitable short-haul flights [see “Bullet Train Bailout,” *RECORD*, January 2002, page 111]. But the fixes under discussion for perennially ailing Amtrak will do little to bring that dream to reality. The bottom line, said Dittmar in an interview, “is that you have to convince 60 senators that they won’t see a loss of service in their districts.” Like so many other observers, he regards Amtrak’s current system as “hopelessly outmoded.” He adds, “From a demand standpoint, we would have never build interstate highways across Montana,” he explains, “but we did, and that’s because we needed to for connectivity.”

How much can this Congress hope to accomplish? Dittmar thinks it is possible to create an intermodal fund specifically to encourage separate transportation agencies to work together—marrying port facilities to rail and allowing air passengers to move seamlessly to trains. Lots of cities would like to emulate BART, in the Bay Area, which has just opened its \$550-million rail-transit spur to San Francisco International Airport. But Dittmar says the process of planning and funding for this “requires a genius or a lifetime of persistence.” There does seem to be a gathering consensus, however, that, as Dittmar puts it, “our next challenge for transportation is to make networks of our networks.” ■



The Texas Department of Transportation said it could not afford the marginal additional cost of this design by Santiago Calatrava for

a bridge over the Trinity River in Dallas. Private interests will make up the shortfall. Is it time to value the contribution design makes?

Transportation Centre, Incheon International Airport Incheon, South Korea

I **TERRY FARRELL & PARTNERS AUGMENTS A GROWING ASIAN AIRPORT WITH A SPRAWLING MULTIMODAL TRANSIT CENTER LINKED TO KOREA'S CAPITAL.**
By Nancy Levinson

Design architect: Terry Farrell & Partners—Terry Farrell, principal; Aidan Potter, Doug Streeter, design directors; John Campbell, technical director; David Beynon, project director; Mark Shirburne-Davies, project associate

Architect of record: Samoo Architects

Client: Incheon International Airport Authority

Engineers: DMJM (structural, civil); Core Engineers (electrical); Korea Fire Protection Engineers (fire protection)

Consultants: Seo-Ahn Landscape Architects (landscape); LDC (lighting); Hyundai Elevator Company (transportation); Oricom Consortium (signage); Samoo Consortium (supervision: foundation, finish, and mechanical)

Contractor: Samsung/Hyundai/Daewoo (joint venture)

Size: 2,691,000 square feet

Cost: \$415.6 million

Sources

Steel structure: Samsung Heavy Industry

Exterior panels: Hanmaek Heavy Industry; Kyungnam Aluminum Company

Interior panels: Yoochang; Iljin Aluminium

Curtain wall: Iljin Aluminium


For more information on this project, go to Projects at www.architecturalrecord.com.

Global presence, regional ambition, national aspiration—all have played a part in the development, over the past decade, of the immense transportation complex built on an island in the Yellow Sea off Incheon, South Korea. First came the 6-million-square-foot Incheon International Airport, which replaced outdated Kimpo Airport. Planned by Bechtel Corporation and designed by Fentress Bradburn Architects, Incheon International is an integral part of the infrastructure that South Korea hopes will make Seoul the premier gateway to northeast Asia. And then, to link the airport to multiple modes of ground transportation to the capital more than 30 miles away, came this new building, the sleek, sprawling, intricately coordinated Transportation Centre, designed by Terry Farrell & Partners (TF&P) of London.

Program

Working in close collaboration with Samoo Architects and DMJM, TF&P was given a distinctly contemporary program—a facility whose purpose is to expedite movement, the quicker the better, from one mode of transport to another—from car or subway or train to plane, and the reverse. TF&P, which has experience with this building type (it designed Kowloon


Nancy Levinson is a RECORD contributing editor and an acquisitions editor at Princeton Architectural Press.



Station, which serves Chek Lap Kok Airport in Hong Kong), understood that the most significant challenge of the Transportation Centre was its scale. How could the 820,000-square-foot, six-level complex be made coherent, with its network of rail lines and stations, its acres of structured and surface parking for 5,000 cars, its people-moving and baggage-handling systems? How could it be given a strong and iconic presence in the still vaster aviation

world of Incheon International? And even more, how could it be given identity as a Korean place, so that the frequent-flying traveler will know she has landed in Seoul, not Shanghai or Sydney?

Another familiar challenge, in these days of global practices and project partnerships, was that of process. TF&P is based in London, Samoo in Seoul, and DMJM in Los Angeles. The mix of time zones allowed for an ongoing relay of activ-



Encircled by miles of roadway and acres of parking, accessed by rail and metro lines, and serving an international airport just across the highway to

the north, the Transportation Centre is, above all, a powerful organizing presence for hurrying travelers who must negotiate multiple transit modes.





ity—the sun never sets on the global business empire—but it also made for what Aidan Potter, design partner at TF&P, recalls as a “significant operational perplexity, regarding the sequencing of information.” To solve this problem, he says, “we all needed to establish clear protocols, so that all the designers and consultants were working with the latest documents, and all our computers were talking to each other.”

Solution

TF&P’s scheme, chosen in a limited competition, responds to both the organizational intricacies and iconographical demands of the program. To accommodate the assorted networks for cars, taxis, vans, buses, trucks, subways, trains, baggage, and pedestrians—the airport will eventually serve 100 million passengers per year—the architects have created a somewhat free-form structure whose complex curves and outreaching platforms make it seem, in aerial view, almost beastlike. To design the nonorthogonal structure, the architects augmented digital-modeling software with a much older design technique: They hired a hatmaker who used millinery formwork to create a physical model of the building, from which sections were then cut and plotted on the computer.

The diverse transportation networks all converge in a central Great Hall, a truss-roofed, daylit space that recalls the grand rail terminals of the Victorian Age. Atop the Great Hall is a 130-foot-long, steel-framed airfoil—a birdlike crest for the beastlike building. Not part of the competition-winning design, the airfoil is actually an agile answer to a major programmatic change made midway through the project. The original scheme was crowned with a tall, swan-necked form that was to have housed the air-traffic control tower and was also meant to evoke both images of flight and other buildings that evoke images of flight, notably Eero Saarinen’s terminals at Kennedy and Dulles Airports. But during design development, the Korean airline authority determined that the control tower was not

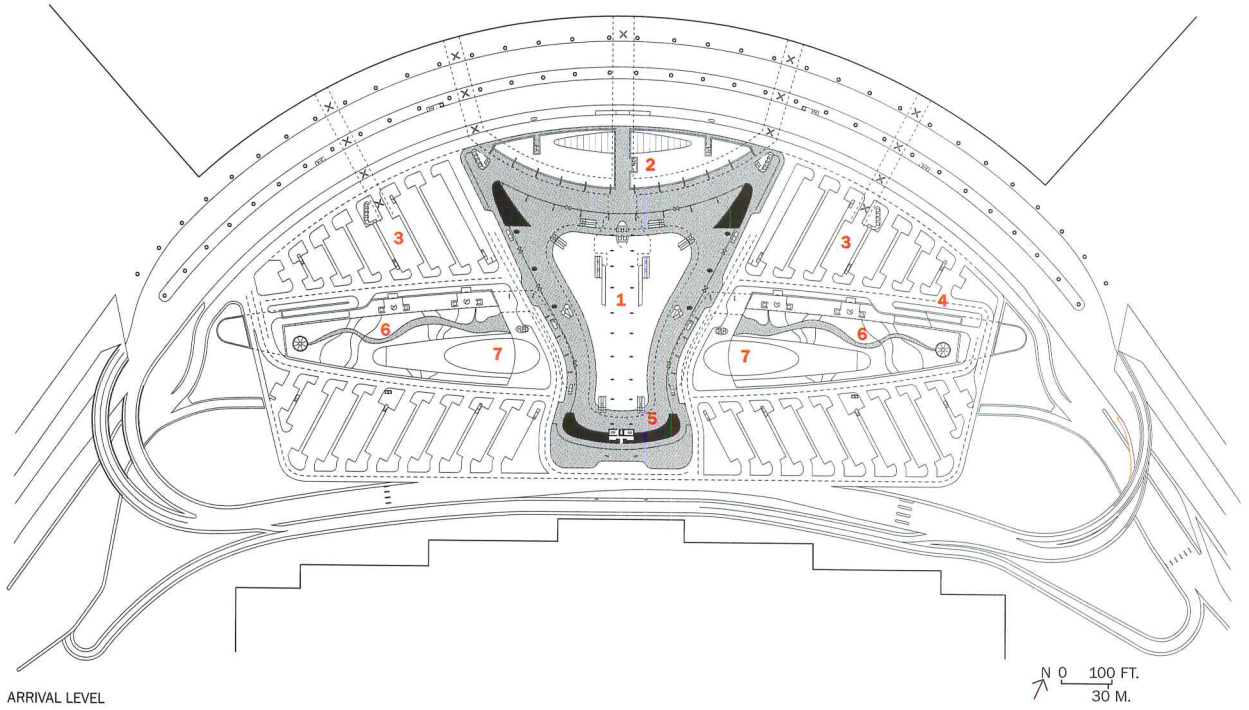


An open-air pedestrian gallery has a view of the airfoil (top). This gallery is actually at level 5 of the center. The Great Hall (below) is located on level 4, along with rail platforms and parking garages. One of the landscaped gardens can be seen through the windows at left.

PHOTO TOP: © PETER YOUNG; BOTTOM: DRAWINGS: COURTESY JOHN HEWITT (OPPOSITE)

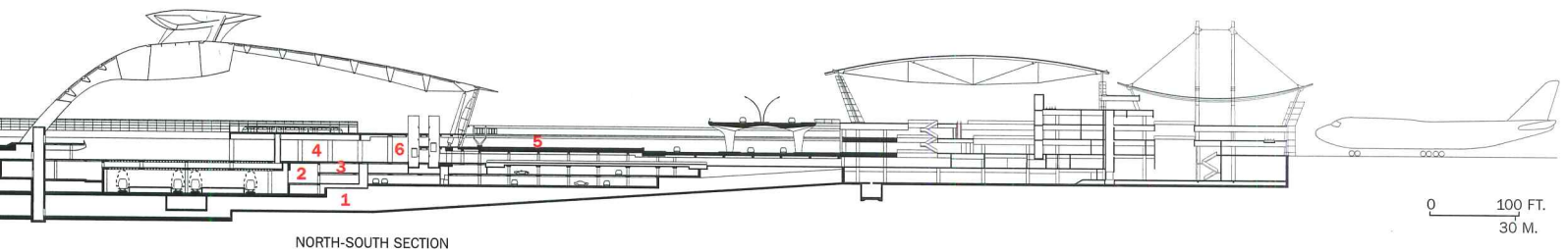
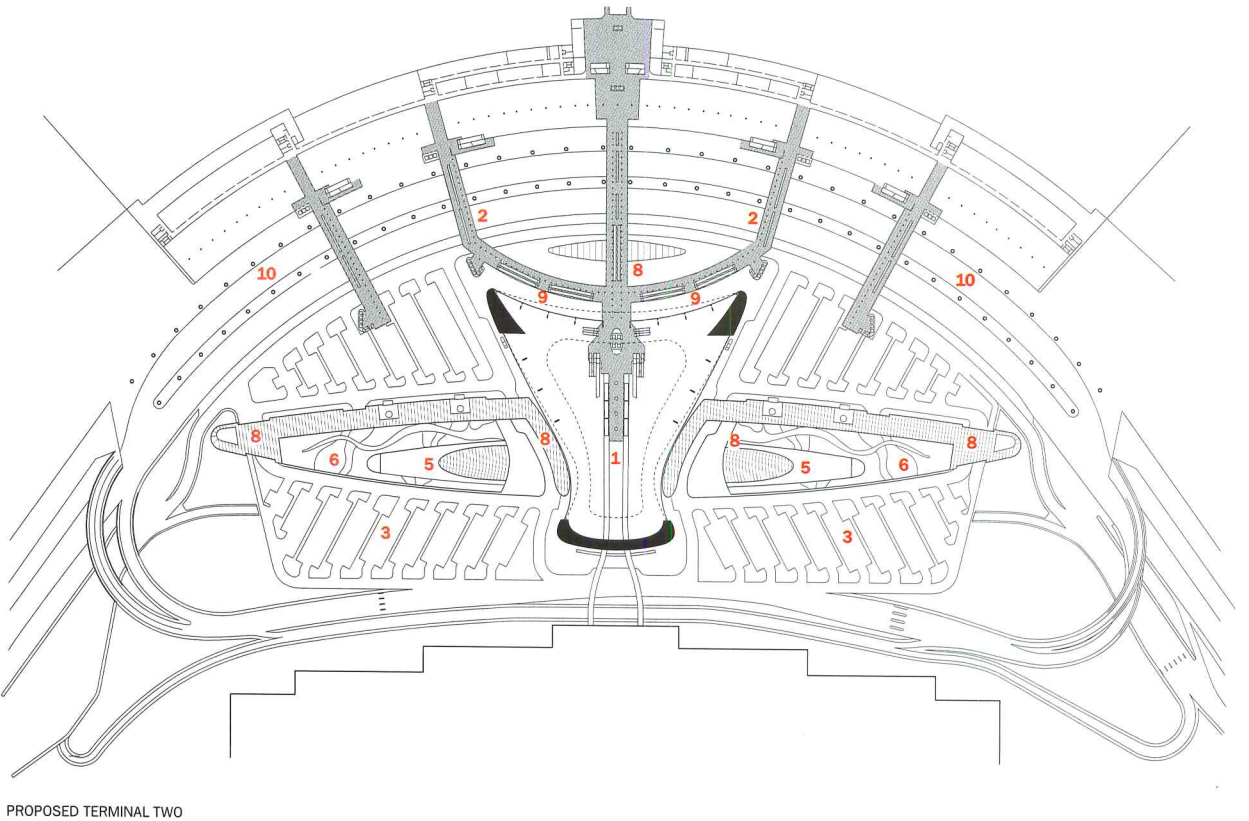
PLANS

1. Great Hall
2. Pedestrian walkway to terminal
3. Parking
4. Underground train
5. Light rail
6. Sunken garden
7. Railway station roof
8. Roof light over shops
9. Moving walkway
10. Lower access road



SECTION

1. Baggage handling
2. Platform and garage level 1
3. Garage level 2
4. Great Hall concourse and arrivals
5. Link to ground transportation
6. Link to light rail





The curving roof of the Great Hall spans almost 600 feet (this page). The elevated rail, at level 6 of the center, connects to the airport (opposite, top

left). Train and subway lines, on levels 1 and 2 as specified by the Airport Authority, are scheduled to be completed by 2006 (opposite, top right).





needed logistically and, just as important, was perhaps too obvious, too long-necked a target in the event of conflict between North and South Korea. But the airfoil, as Potter notes, generated new opportunities. "It started as an effort to find a new compositional focus," he notes, "but we wanted it to be more than picturesque." Supported on three strutlike, steel-clad legs, the airfoil hovers above a 50-foot-diameter oculus that can be opened and closed; oriented to prevailing winds, it draws warm air upward and reduces the building's cooling load.

Clad in aluminum tiles and encircled by miles of roadway, the Transportation Centre is a sophisticated and extensive environment—a building elongated out to the scale of a landscape. In the midst of this shiny and efficient place, then, it is delightful to find that the architects have inserted, in the open spaces between rail platforms and roadbeds, gardens landscaped in indigenous style, with meandering paths and clusters of rocks and plants. Amid the hustle and bustle of collecting luggage and transferring to ground transport, travelers who have landed at Incheon International can enjoy a glimpse of Korean scenery—a patch of local serenity in the global transit zone.

Commentary

The realization of the Transportation Centre is premised, at least in part, on the goal of multimodal access to the airport. This raises the inevitable question: how "multi" are the modes? At least for now, at Incheon—as at so many international terminals—the easiest way to travel to and from the airport is by automobile. There is even an eight-lane expressway connecting Seoul and Incheon that is dedicated to airport traffic. Those who want to take mass transit today can take a bus, but those who want to ride a train to a plane will have to wait. According to Hwan Kim, project manager for Samoo, subway and rail lines connecting Incheon to Seoul are now under construction and scheduled to begin operation in 2006. At that point, according to Hyung-Uk Jeon, a project manager at the Incheon International Airport Authority, the center's multimodal potential will begin to be fulfilled: The authority anticipates that at least 30 percent of travelers will eventually use mass transit to get to the airport.

Incheon International Airport and the Transportation Centre are, then, works in progress—gigantic assemblages of 21st-century infrastructure that will need to keep pace with ever-changing developments in travel technology. ■



The glazed roof of the Great Hall aids orientation within the vast complex (below). Here, travelers can view the airport from across the road, whether they are coming or going.

Terminal Two, Cologne/Bonn Airport Cologne, Germany

2

MURPHY/JAHN ADDS A SLEEK, GLEAMING TERMINAL TO AN AIRPORT THAT IS STRIVING TO ATTRACT PASSENGERS FOR BOTH AIR AND RAIL TRANSIT.

By Jan Otakar Fischer

Architect: *Murphy/Jahn—Helmut Jahn, Bo Nielsen, Mark Frisch, Sam Scaccia, Tony Pelipada, Christina Klages, Steven Cook, Hannes Zabel, Stephen Cavanaugh, Thomas Chambers, Wolfgang Bauer, Barbara Thiel-Fettes, Sanford Gorshow, Michael Bender, T.J. McLeish, Yorgo Lykourgiotis, Brian O'Connor, Katrin Klingenberg, Dan Cubric, Martin Wolf, Chuck Wittleder, project team*

Associate architect: *Heinle, Wischer und Partner*

Client: *Flughafen Köln/Bonn*

Engineers: *IGH Ingenieurgemeinschaft Höpfner (concrete); Werner Sobek Ingenieure (facade, special structures); Arup and Partners (steel, energy); Zimmermann + Schrage KG (mechanical)*

Consultants: *Institut für Fassadentechnik (facade); Jürgen Schubert (landscape); Peter Andres (lighting); Prof. Karlsch (fire safety); ICM Airport Technics, Klaus Ramacher (baggage)*

Size: *753,500 square feet*

Cost: *Withheld at owner's request*

Sources

Terrazzo floor: *Gustav Popp*

Glass floor: *Fischer*

Seating: *"Nomad" by Jahn Lykouria*

For more information on this project, go to Projects at www.architecturalrecord.com.

In the late 1960s, the German *Wirtschaftswunder* (economic miracle) allowed investment in infrastructure projects like the airport in Cologne/Bonn, which served both the important western city of Cologne and the the government center at Bonn. A reinforced-concrete terminal (known as Terminal One), designed by Paul Schneider-Esleben, replaced the old airstrip in 1970. Terraced and bunkerlike from the outside, Terminal One revealed an elegant structural system within; it was a "drive-in" airport, with two star-shaped concourses stretching out to meet the planes. It set the standard for German airport design for nearly two decades.

Since that time, requirements for modern airports have evolved dramatically to include provisions for security and multiple transport modes, among other things. Yet, as a functioning landmark building, the existing terminal couldn't be eliminated. Designs for an extension were solicited in an invited competition held in 1992, and the winner was Murphy/Jahn of Chicago.

Program

Terminal One had been conceived during an era of unimpeded mobility and freedom that no longer exists. "It represents the old corporate phi-

Jan Otakar Fischer is an architect and critic living in Berlin, Germany.



losophy, one still blissfully unaware of the needs of security or flexibility," says Steven Cook, Murphy/Jahn's project architect for the new terminal. Decentralized check-in and circulation, in which passengers and guests could penetrate deep into the airport at multiple points, is now impracticable. Today, airports are designed with progressive zones that limit access according to need and intent. Distinct spaces must be provided for arrival, departure, waiting, commerce, and security. Modern airports must also accommodate more planes with more passengers and offer easy, comprehensible connections to a variety of options for ground transportation, including trains, buses, and automobiles. The challenge for the architect was to provide all these services as an addition to the historic terminal, such that the overall capacity would rise from 4.5 to 7.5 million passengers per year.

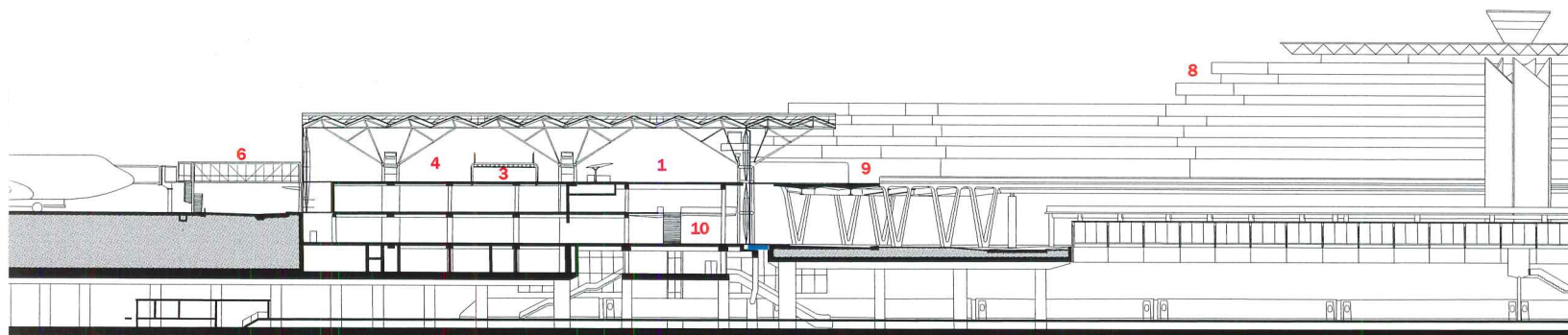
Solution

Murphy/Jahn's design calls for a set of new additions to be completed in several phases. Terminal Two, positioned closely alongside Terminal One, was finished in summer 2002, along with two large parking structures. An elevated roadway, extending and altering the old traffic loop, was built to serve both terminals and the garages opposite. An underground high-speed rail station at the heart of the complex is currently under construction, and renovations to Terminal One are under way.

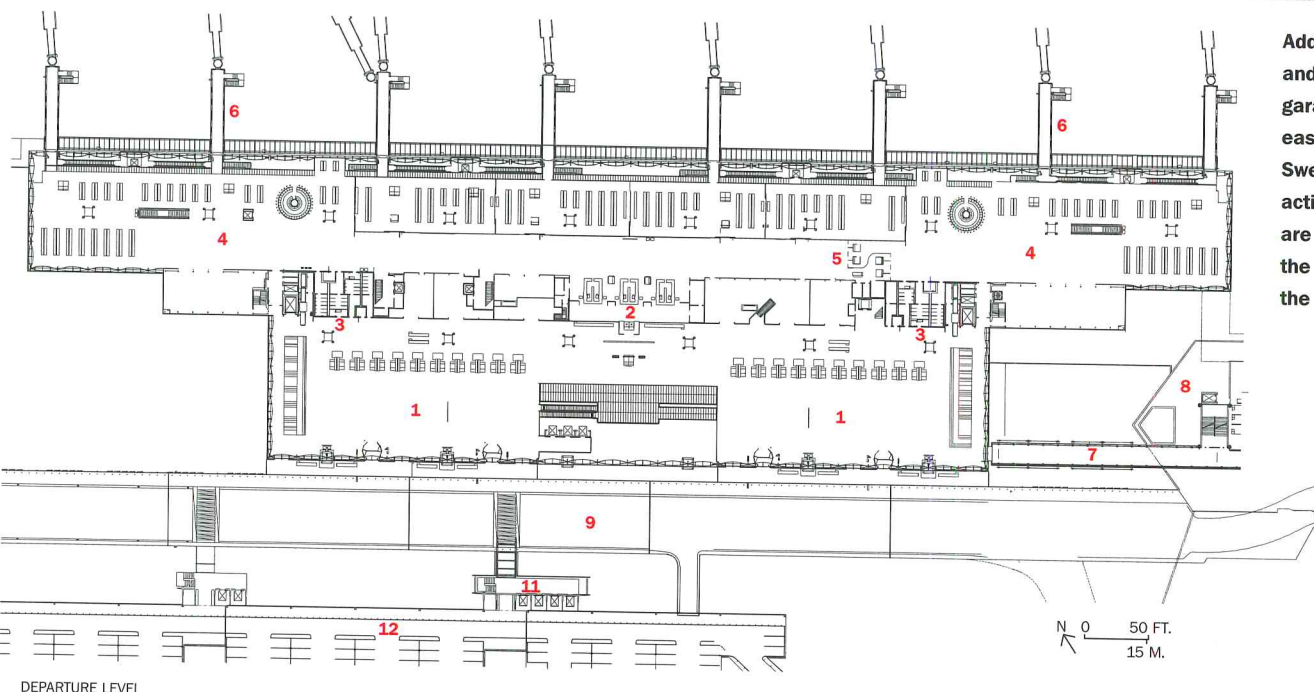

Terminal Two is the signature building in the ensemble, countering the massiveness of Terminal One's concrete with an entirely different tectonic of steel and glass. The desire for openness and transparency is manifest in a 70-foot-high curtain wall that wraps the building's perimeter, right up to the jagged edge of the complex, folded



Glazed jet bridges extend out onto the apron where planes land (opposite). The curtain wall (this page) is a system of point-fixed, cable-stayed glazing supported on tapered masts extending from floor to ceiling, creating a pure expanse of glass.



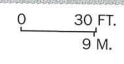
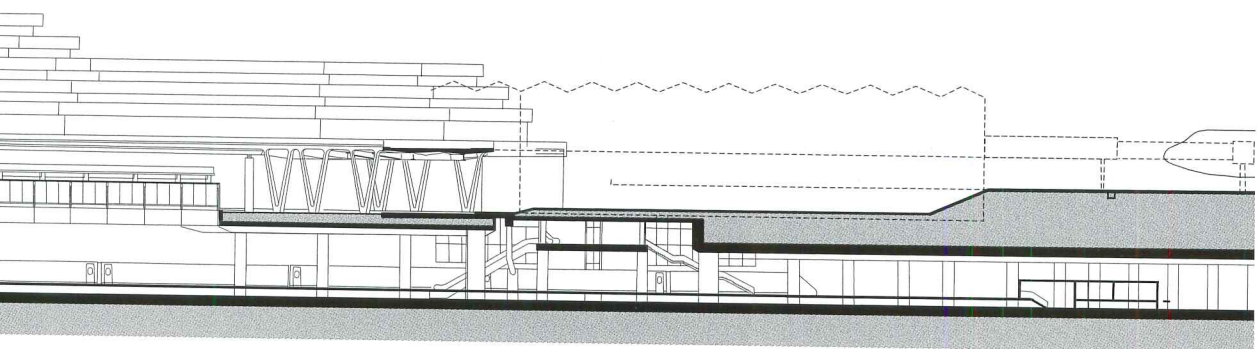
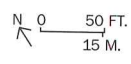
NORTH-SOUTH SECTION



Additional roadways and links to parking garages (opposite) ease the traffic burden. Sweeping views of the activity on the apron are possible through the glass walls near the gates (above).

- 1. Check-in/departure
- 2. Security
- 3. Services
- 4. Passenger waiting area
- 5. Passport control
- 6. Jet walkway
- 7. Connection to existing terminal
- 8. Existing terminal
- 9. Elevated roadway
- 10. Arrivals
- 11. Connection to parking
- 12. Parking

DEPARTURE LEVEL






A busy security checkpoint (above) is relieved by natural light and generous surrounding space.

The interior of Terminal Two is characterized by the ample use of sleek, shiny materials (below left and right),

including transparent and opaque colored glass, metals, and mirrored surfaces. The “trunks” of the steel

“trees” supporting the roof (opposite) have integrated ventilation columns that project light onto the ceiling.





D Terminal 2
Mezzanine
Mezzanine

roof plate. Terminal Two can be understood as a simple glass shed, but also as a laterally expandable bar, 985 feet long and 246 feet deep, built with prefabricated, modular parts. The physical connection between the two terminals, with such disparate structural systems, is smartly limited to a two-level glass-and-steel bridge.

When passengers emerge from airplanes into the arrival hall, their choices of exit by bus, car, taxi, or train are immediately and clearly available. Escalators and glass elevators transport travelers down to the railway station, up to an array of travel agencies on a narrow mezzanine, or up another level to the main concourse, where departures are processed. On this uppermost level, a now-familiar sequence of transi-

tions is defined—check-in, shopping, security, waiting—beneath a vast, skylit ceiling.

Helmut Jahn and Werner Sobeck, the Stuttgart-based engineer who has worked with Jahn for nearly 10 years, coined the term “Archi-Neering” to define what they do in projects like this one, where form and technical prowess are thoroughly enmeshed. Sobeck designed the terminal’s glass curtain wall, as well as the rail station’s glass roof and the cladding on the parking garages. Arup and Partners and IGH collaborated with Jahn on the roof, whose steel “trees” march along a 99-by-99-foot module. Skylights pierce the north side of each roof fold.

More than 10,000 parking spaces were added to the airport.

The six-level exposed-steel decks of the garages are punctured by light courts and clad in stainless-steel-mesh panels or ivy trellises. A twin garage is planned on the south side of the loop.

Commentary

Murphy/Jahn has achieved its goal of providing a new terminal of seamless efficiency and convenience. Terminal Two proves that short routes and rational progress are still possible within contemporary airports. It teems with activity but does not seem crowded or overburdened.

Jahn and Sobeck have shown that their “Archi-Neering” process continues to produce innovative solutions to complex design problems, even if, in some instances

here, the profusion of elaborate detail works against the simplicity of the programmatic or tectonic concepts. The material and technical ideas explored throughout the project are impressive for their consistent ingenuity, from the high-tech curtain wall and roof system to the automated baggage-sorting apparatus and the electronic guidance system in the parking garages.

When completed, the high-speed rail system (including the government-owned Deutsche Bahn, which competes with low-cost airlines) should not only reduce vehicular traffic, but also the need for short flights at the airport itself, making Terminal Two truly multimodal in nature. Even now, approaching completion, it is undeniably a pleasure to use. ■

Millennium Rail Line Vancouver, Canada

3

VIA ARCHITECTS GUIDED FIVE ARCHITECT TEAMS IN THE CREATION OF 12 INVITING CIVIC ROOMS FOR VANCOUVER'S SKYTRAIN TRANSIT NETWORK.

By Randy Gragg

Project: Gilmore Station
Architect: Busby + Associates Architects
Consultants: Fast & Epp Partners (structural); Agra Simons, Robert Freundlich & Associates (electrical); Klohn Crippen Consultants (mechanical)
Contractor: Dominion Construction
Sources
Composite panels: Structure Craft
Uplighting: Elliptipar

Project: Lake City and Braid Stations
Architect: Architectura (now Stantec Architecture), with Walter Francl Architect
Consultants: C.Y. Loh Associates (structural); Earth Tech Canada (mechanical/electrical); Phillips Farevaag Smallerberg (landscape)
Contractor: Westpro Constructors Group
Sources
Roofing: Galvalume; Carlisle
Storefront: Kawneer
Stair-tread grating: Fisholow

Project: Holdom, Production Way, and Sperling Stations
Architect: Hotson Bakker Architects
Consultants: C.Y. Loh Associates (structural); Earth Tech Canada (mechanical/electrical/civil); Durante Kreuk (landscape)
Contractor: Westpro Constructors Group (Production Way and Sperling Stations); Dominion Construction Company (Holdom Station)


For more information on this project, go to Projects at www.architecturalrecord.com.

Sources
Roofing: Soprema/Flynn Canada
Concrete block: Shouldice Stone

Project: Lougheed Town Center Station
Architect: Merrick Architecture
Consultants: Earth Tech Canada (structural); Klohn Crippen Consultants (mechanical/electrical); Robert Freundlich & Associates (lighting)
Contractor: Dominion Construction
Sources
Galvanized roofing: IMSA

Project: Sapperton Station
Architect: Hancock Brückner Eng + Wright Architects
Consultants: Glotman Simpson (structural); Earth Tech Canada (mechanical/electrical/civil); Phillips Farevaag Smallerberg (landscape)
Contractor: Dominion Construction
Sources
Wall cladding: Reynobond
Storefront: Kawneer

Project: Commercial, Renfrew, and Rupert Stations
Architect: VIA Architecture
Consultants: Glotman Simpson (structural for Commercial), Fast & Epp (structural for Renfrew, Rupert); Keen Engineering (mechanical); Sandwell Engineering (electrical)
Contractor: Smith Brothers & Wilson (Commercial); PCL Constructors (Renfrew, Rupert)
Sources
Glulam timbers: Western Archrib
Lighting: Ledalite; Kim



Major North American transit projects typically are engineered for movement alone, with stations looking about as glorious as roadside rests. Vancouver's new Millennium Line, by contrast, puts an important new emphasis on designing destinations.


The line's guiding force was Lecia Stewart, who served as president of Rail Transit Project 2000 (RTP), the company formed by the provincial government of British Columbia to build the \$715 million (U.S.; \$1.1 billion Canadian) line. To her, mass transit has made a his-

Randy Gragg is architecture critic of Portland's The Oregonian.

toric shift from "being about social equity through mobility" to being "a key amenity for livability." She modeled the project on London's Jubilee Line [RECORD, March 2000, page 129], creating a team and process that emphasized each station's urban design, urban development, and architectural opportunities.


First built for the Expo 86 world's fair, the Millennium Line adds 16 miles to a SkyTrain system that had grown to 20 miles with 20 stations. The frequent gridlock (caused, in part, by Vancouver's absence of interior freeways), combined with the 50 mph panoramas of the city's spectacular natural setting, has

The sensuous curve of Brentwood (opposite) is clearly spectacular. By contrast, the delicacy of the roof module Busby + Associates developed for the far less costly Gilmore (this page), with its clearly delineated scrim of window wall, sits satisfyingly atop the utilitarian guideway.



Busby + Associates

Peter Busby's firm designed what quickly became the Millennium Line's icon, the **Brentwood** Station (opposite) [RECORD, January 2003, page 104]. Busby bought some of the sumptuousness of Brentwood by transferring \$500,000 from the firm's other station, **Gilmore** (this page). With economy, Busby still produced exuberance, creating a delicately jaunty roof from 5-by-10-foot waferboard panels. Sealed with a roofing membrane, their vaulted shape is held in place by steel quadrapods designed and fabricated by the firm's in-house fixture company. Aircraft wire tensions the assembly.




made the first phases of the fast, efficient, high-flying, and wide-windowed SkyTrain popular enough to cover operating costs from the fare box alone. Meantime, during Vancouver's double-digit growth of the 1990s, an impressive spine of transit-oriented, high-rise development has grown, with municipal encouragement, along the line.

The standardized station designs of the earlier SkyTrain segments established the line as a brand with commuters, according to Stewart, who describes herself as a "frustrated architect with a general business background." But with this line serving a primarily suburban population—not to mention being a provincial-government-initiated project slamming through dozens of neighborhoods—Stewart believed the new line needed a more malleable identity for the communities to feel ownership. "The whole station-architecture program," Stewart says, "became critical to building public support."

Program

With a breakneck schedule geared to finishing the project before an important provincial election, time and budget became equal to function in the program. The line's guideway was placed on an independent, fast-track, design/build construction contract for a 13-month completion. The stations, therefore, not only had to be designed quickly, but literally around the concrete viaduct the trains would travel over. According to Alan Hart of VIA Architecture, hired by RTP to lead the architectural side of the line, the most important programmatic demand became the creation of a smooth community-focused process. "That isn't sexy," he notes, "but it's what made the line successful."

Except for minor involvement in selecting the guideway's route, VIA concentrated solely on the stations. Working with the IBI Group, an architectural planning firm, Hart set out to create a wide community-involvement process with a particular focus on strong storyboarding as a jargon-free way to lead people through the issues that *(continued on page 137)*



Architectura (now Stantec), with Walter Francl

For an anticipated high-tech office park, Francl and Peter Buchanan (of Architectura, which has since changed its name to Stantec) created the futuristic **Lake City Station** (this page). Appropriately, it seems poised for takeoff. The roof, folded like an eccentric paper airplane, protects waiting commuters from prevailing winds while rising as if to catch the upward turbulence, a dynamism further enhanced by the trusses reaching diagonally across the platform. Artist Katherine Kerr offers a subtler version of the same

sense of motion with etched-glass panels that ethereally flash words and images of plant forms (not shown).

For **Braid** (opposite), a station serving the picturesque and once-powerful timber industry center and government seat of New Westminster, the architects chose a simple shed roof supported by hefty glulam beams. Platform walls and roof are articulated as separate, hovering planes. The entry is one of the line's most gracious, welcoming commuters into a foyer large enough to satisfy the town's desire to evoke the grandeur of a 19th-century railroad station.





Built after the rest of the line had been completed, Lake City (opposite) is not alone in looking as if it had been mounted independently of the guideway, an illusion enhanced by the eight elegantly contoured and canted legs that augment the guideway pylons (opposite, top). Its winged theme (opposite, middle) begins at the entrance (opposite, bottom). The architects made iconic use of glulam beams at Braid (this page), from the entrance roof (right) to the platform (top). Turning beam-end protection into industrial-grade ornament, lead designer Buchanan prototyped the oversize flashing in his home shop out of the same standard mill-finished aluminum used on fishing boats.



Hotson Bakker Architects

Using three different project architects, Hotson + Bakker designed a trio of dramatically different stations (this page, from top). The least expensive, **Holdom**, is also the line's most functional, according to both riders and maintenance crews: a simple, easy-to-clean, open-ended box that, among the stations, offers the only full protection from the elements. The weather, however, is welcomed in as art through open light chimneys fitted with vertical sheets of striped glass by artist Graham Scott.

By contrast, a metal-clad wing tops **Production Way**. Sloped against the prevailing winds and the adjacent highway, it rises to welcome in both views of the nearby hills and the students descending in buses from Simon Fraser University. Though somewhat plumply proportioned, the roof is dynamically cantilevered, with the triangular voids of the angled tiebacks filled with glass, by artist Lutz Haufschild, that flashes a rainbow spectrum of color.

Sperling is the Millennium Line's most prosaic station, distinguished only by a V-shaped shed roof and a separate elevator tower connected to the platform by a dull bridge.



Artist-designed light chimneys at the **Holdom Station** (left) animate the building with shafts of rain and snow or stripes of shadow and light. The tilted canopy of **Production Way** (below) opens to views. Glass clads a simple, sheltering truss at **Sperling** (bottom).



(continued from page 134) affected the stations' impact and to "keep the ideas in the lead." By first involving the public in an exercise of redesigning two older stations, the team created a list of requirements and aspirations for all the stations, among them visibility for safety, wood for a sense of regional warmth, and lots of ambient nighttime lighting so the stations would function as secure, neighborhood-identifying beacons.

Hart developed a three-tier categorization for the stations, helping to assign budgets ranging from \$4 million to \$7 million. "Landmark" stations (such as Brentwood and Lake City) were targeted for major redevelopment sites or else were in high visibility locations. "Transitional" stations (Commercial and Lougheed) would link the line with future or existing transit lines. "Neighborhood" stations (like Renfrew and Rupert) were intended to be modest, finer-grained responses to community context and history.

The overriding goal, according to Hart, was "to create civic rooms, all different, but all of the Millennium Line." Stewart and Hart set up an RFQ process, out of which they drew up a roster of 14 firms to design nine stations not already assigned to VIA. For each station, they invited three of the firms to compete for the design contract by forming teams from a similar roster of preapproved artists and structural engineers.

Solutions

A design/build consortium called SAR Transit won the guideway contract with a lowball bid and a take-it-or-leave-it design: a dual-track guideway built from 8-foot-deep, precast box girders on octagonal columns. In most cases, the stations sit atop either a wider section of guideway or a split version for center loading, both reinforced by shorter column spans.

VIA achieved the public's desire for security and nighttime appeal with plenty of glass—around entrances, stairways, elevators, platforms—in short, where people move and where they wait. The necessity of placing wood out of



Merrick Architecture

At 240 meters, the **Lougheed Station** (this page) is the Millennium Line's longest. Partner Roger Bayley, a structural engineer, evoked the indigenous rain-forest canopy, held aloft by the longest spans of any station. Three-dimensional trusses stretch as much as 80 meters between clustered columns that—like Gothic spires—unite to pierce the gently curving, metal-shingled roof. Art by Danny Singer (above) evokes a sea-to-mountains journey.



easy reach of vandals resulted in a number of hybrid structural systems that became what Hart describes as “dialogs of steel and wood.”

Commentary

Project chief John Eastman estimates that the additional cost devoted to the individualized station architecture was about 2 percent of the total. Too bad the company didn’t apply a similar formula to the 16-mile-long flub that is the guideway. It is built with all the elegance of the freeway flyovers for which it was developed—a sad step backward from the comparatively elegant guideway of SkyTrain’s earlier segments.


For the passenger on top, though, the system blends function and pleasure. VIA’s integrated system of signage, lighting, and conduit nicely coordinates station wiring along with passengers’ needs. Unfortunately, because specifications were delivered late, not all the station architects were able to incorporate the armatures gracefully. In several of the more finely detailed stations, they appear to have wandered in from a different transit line.

The provincial government’s obsession to complete the line under budget—motivated by the simultaneous government boondoggle on a “fast ferry” project—took its worst toll on the stations’ urban design. As RTP proudly turned back an estimated \$50 million, the architects cut back entrance canopies and saw their detailing of adjacent passenger drop-offs and landscaping suddenly evaporate. In the end, the stations vary in how well they function. Problems ranging from heat gain to weather invasion have already required sometimes clumsy modifications. Yet, as an ensemble, the group achieves Stewart’s goal of diversity and contextual responsiveness.

With its relative absence of any large, dominating firms, Vancouver has built a rich history of collaborative performances on large projects, among them the University of British Columbia, Simon Fraser University, and Expo 86. With its “civic rooms,” the Millennium Line adds an important new chapter to this text. ■

Hancock Brückner Eng + Wright Architects

Wedged between two transnational rail lines with topography requiring all its passengers to enter from a hillside above the platform, the **Sapperton** Station (this page) presented the line’s most challenging site. Within view of a trio of high train bridges from three different eras, it also offered splendid inspiration. Architects James Hancock and Thomas Anielski designed an allée of treelike, tubular-steel columns running between the train tracks. As the first station to be designed, contract drawings were done on speculative budgets, necessitating a late-hour switch to a brutal, weathering-steel substructure and a disappointing, box-truss pedestrian bridge. Artist Alan Storey’s pedal-operated zoetrope, between the tracks, offers a winning distraction.



Columns branch into cantilevers to support twin, arching canopies (above). A second,

higher canopy echoes the lower with inverted arches that cover the upper entry (top).



VIA Architecture



Besides master planning the Millennium Line, VIA Architecture designed a trio of stations, under the leadership of partner Graham McGarva. At **Commercial Drive** (below), the designers successfully smoothed a potentially awkward connection between the old and new SkyTrain lines. A procession of bridges and softly curving canopies nicely leads riders by means of sight lines rather than signage over a busy thoroughfare and through a retail center that has become a lively piazza.

Two other VIA-designed stations bookend a future shopping district.

Playfully nicknamed “Romulus and Remus” by the firm, the **Renfrew** (bottom) and **Rupert** (top) Stations offer gently arced metal platform roofs undergirded with glulams (in one cantilevered, in the other as beams) on subtly varied tubular-steel supports.

The VIA team also designed what Hart calls “elements of continuity,” deployed at all the stations: signage, lighting, tiled waiting areas, stairway handrails and treads. The idea was to deliver essential information predictably and make wayfinding easy within the highly varied station designs.

The Commercial Drive Station navigates a vertical separation of 50 feet (near right). A system common to all the stations, also designed by VIA, integrates platform signage and lighting (far right). The inviting night lighting at the Rupert Station (above) conveys an image of security. Cantilevered beams subtly distinguish Renfrew (below) from its sister station.



McNamara Terminal

Detroit Metro Airport, Romulus, Mich.

4

SMITHGROUP TRANSFORMED AN OLD AIRPORT INTO A HUGE NEW TERMINAL THAT SERVES AS A WORLD GATEWAY FOR A RESURGENT DETROIT.

By John Gallagher

Project: McNamara

Terminal/Northwest World Gateway, Detroit Metropolitan Airport

Architect: SmithGroup—David R.H.

King, FAIA, lead design architect; Wayne Bills, AIA, project manager; Jim Luckey, AIA, design architect; Mark Pipas, AIA, project architect; Tom McCarthy, aviation planner; Paul Culpepper, Ravi Dhyani, David Hoffman, Maureen Greenway, Paul Johnson, Frank Muehlenbein, Richard Skowron, Frank Weber, design team

Owner: Wayne County

Developer: Northwest Airlines

Consultants: Geiger & Hamme (acoustical); Mills/James Productions (passenger tunnel systems integrator)

General contractor: Hunt Construction Group

Size: 2 million square feet

Cost: \$650 million

Completion date: February 2002

Sources

Metal curtain-wall panels: Centria (installed by Crown Corr)

Glass curtain wall: American Glass & Metals

Aluminum windows: Moduline Vistawall

Glass in tunnel: Viracon Foxfire

Resilient flooring: Armstrong

For more information on this project, go to Projects at www.architecturalrecord.com.

Back in the high-flying 1990s, U.S. airlines saw no end to their growth. Since then, recession, terrorism, and SARS-related travel fears have grounded their soaring expectations, at least for now. But not before Northwest Airlines, the nation's fourth-largest carrier, completed a new terminal at its biggest hub, Detroit Metropolitan Airport.

When Detroit Metro's old Davey Terminal was shiny new in 1966, the airport handled 4 million travelers a year. By 2000, annual passenger traffic had swelled to 35 million, and Northwest was carrying 75 percent of the load. For many years, the airport, run by the local Wayne County government, coped with growth by building one concourse after another off of the existing terminals. Those snaking concourses created long walks and lengthy connection times. By the mid-90s, enough was enough. Cramped, inefficient, and woefully overcrowded, Northwest's biggest hub needed a complete overhaul.

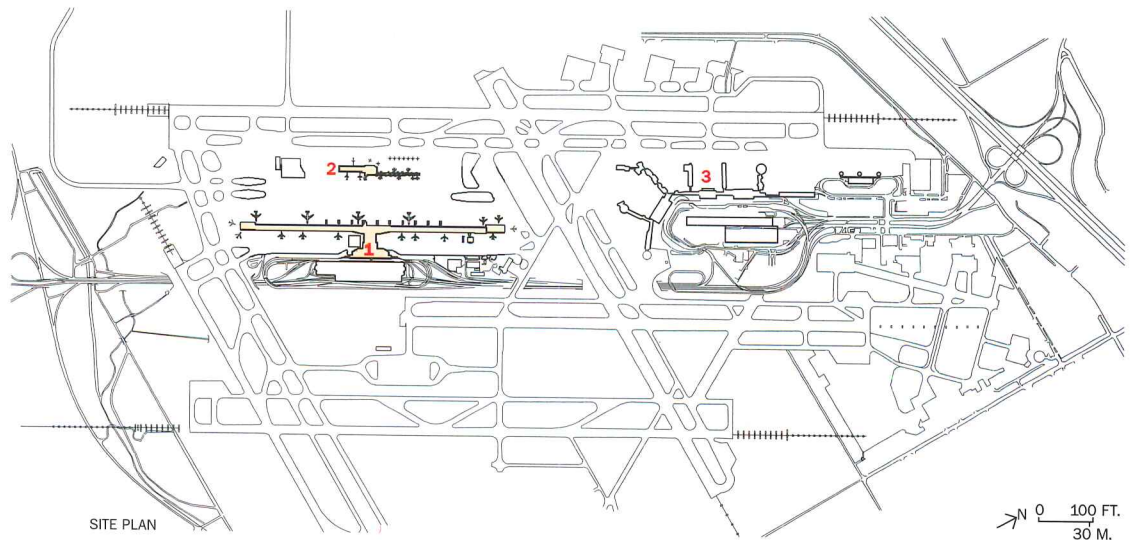
Program

Not just another concourse, the new terminal had to serve as a connecting hub, a place where close to two thirds of all passengers flying in and out merely changed planes, never leaving the building. Many connecting airports send passengers

John Gallagher is the architecture critic for the Detroit Free Press.



The east concourse (left in photo opposite, top) extends for nearly a mile and has 64 gates, while the shorter west concourse (right in photo opposite, top) has 33 gates. The drop-off canopy (opposite, bottom) and curving ceilings (below) evoke images of wings and flight.



1. East concourse
2. West concourse
3. Existing concourses





With ceilings rising as high as 70 feet and a diagonal king-post truss system that allows structural spans of up to 87 feet, the terminal's interiors (this page) feel spacious and offer long views that help passengers orient themselves. An overhead tram runs in the terminal itself (opposite), rather than between terminals, making connections between gates faster.

scurrying from one concourse to the next, as Detroit Metro used to do. Northwest wanted the connections to be as seamless as possible.

Moreover, the airport needed to be built on a grand scale. As the leading U.S. carrier to Asia and a big presence in Europe, Northwest required gates to service jumbo jets overseas, as well as ones to handle its millions of domestic passengers.

Northwest also wanted the new terminal to showcase the airline as a major player and likely survivor in an industry that, even before 9/11, was facing brutal competition and consolidation.

Finally, the terminal had to function as a gateway to Detroit, a proud city emerging from a long economic night with a number of major building projects.

Solution

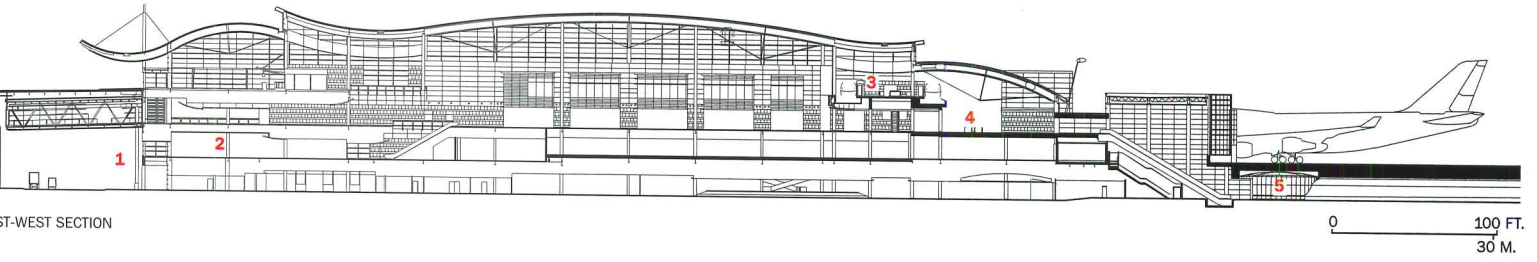
Detroit-based SmithGroup created a mile-long main building and a shorter parallel concourse connected by an underground pedestrian tunnel. With nearly 100 new shops and restaurants, high ceilings, and expansive sight lines, the design creates the sort of dramatic space that both Northwest and Detroit sought. SmithGroup centered its design on simplicity and restraint, using neutral colors, great expanses of 18-foot-tall windows, and wing-shaped ceilings that rise as high as 70 feet. A diagonal king-post truss system allows structural spans up to 87 feet, resulting in a column-free space that offers long views through the building and helps passengers orient themselves.

Combined with a new entry road and garage, the new terminal transforms Detroit Metro Airport. The older terminals now provide more room for other carriers and will be renovated over time.

Set in the airport's midfield area with runways on either side, the new terminal with the adjoining entry has 64 gates, 106 ticketing positions, nearly 100 e-ticket machines, and a three-stop overhead tram to speed passengers between connections. The smaller west concourse has 33 gates. An



1. Landside entry/drop-off
2. Ticketing/check-in
3. Tramway
4. East concourse
5. Tunnel between concourses



EAST-WEST SECTION



An 800-foot-long pedestrian tunnel runs underground between the two new concourses and comes

alive with a colorful, continually changing sound-and-light experience (below and bottom).

800-foot-long tunnel connecting the east and west wings offers a changing sound-and-light experience.

The new terminal includes some 9,000 Eames-designed seats with polished aluminum frames and vinyl sling seats and backs. It also has more than double the number of security checkpoints of the old terminal, a measure that has proved more important since 9/11.

Operationally, dual taxiways allow aircraft to move more efficiently on the ground, and gate flexibility provides for 10 wide-body, 62 domestic, and 25 commuter aircraft. Northwest's old hub operation had just four luggage carousels; the new terminal includes 11 domestic and 7 international carousels. In the main concourse is a 39-foot-wide, black-granite water feature with choreographed jets of arcing water designed by WET Design.



The 2-million-square-foot terminal complex cost \$1.2 billion overall, including \$650 million in construction costs, and took four years to complete.

Commentary

SmithGroup has produced the first airport of the aviation industry's second century. Connecting passengers face an easy walk or tram ride from gate to gate and enjoy plenty of visual stimulation along the way. The terminal's enormous capacity should prove adequate for years, even after passenger totals start trending upward again.

With so many passengers never leaving the building, SmithGroup made little pretense of creating a fancy wrapping for the terminal, facing it in nondescript off-white panels. Then, too, those passengers who begin and end their travel in Detroit face a somewhat cumbersome walk down to baggage claim, back up to the ground transportation area, and into a truly mammoth parking garage.

Quibbles aside, one can only hope Northwest rides out the industry's current economic woes. It would be a shame to create such a state-of-the-art building and then not be around to enjoy it. ■



PETERSEN EVENTS CENTER: Pittsburgh, PA

ARCHITECT: Apostolou Associates/Rosser International – Joint Venture Partnership

PRODUCT: Solarban® 60 Glass

GLASS FABRICATOR: Pdc Glass and Metal Services, Inc.

GLAZING CONTRACTOR: Phoenix Glass

OWNER/DEVELOPER: University of Pittsburgh

LOOKS ARE STILL EVERYTHING.

Straddling a near-vertical hillside, the Petersen Events Center brings order to its setting with a beautifully sweeping five-story asymmetrical lobby. Designs like this require all of an architect's ability to handle space and mass. This time, it also required a call to a member of the PPG Certified FabricatorSM Program.

Complex buildings with multiple glass sizes can be a scheduling nightmare – especially when specifying high-performance glass. But specifying Solarban® 60 solar control low-E glass through a PPG Certified Fabricator makes it easy to get the right glass at the right time.

Specifically engineered to look like clear, uncoated glass while controlling solar heat gain and minimizing cooling costs, Solarban 60 – like the entire family of Solarban solar control low-E glass products – is an ideal choice whenever you need glass that looks great – and performs even better. Call the PPG Solutions Hotline today for a sample or the name of a PPG Certified FabricatorSM near you: 800-377-5267.




Glass Technology
Since 1883

www.ppgglazing.com

Photography: copyright © Callison Architecture/Chris Eden
Solarban, the PPG logo and the "See It's PPG" logo are
trademarks of PPG Industries, Inc.

CIRCLE 60 ON READER SERVICE CARD
OR GO TO WWW.LEADNET.COM/PUBS/MHAR.HTML

SEE
IT'S
PPG
TM



Architect Stress Relief **W**hat zen meditation can't provide, National Gypsum does. Our easy-to-access tools for architects and design professionals allow you to simplify work and breathe easier. Tools include:

- PRODUCT MASTERSPEC™
- MANU-SPEC™
- AIA/CES online courses
- Lunch & Learn programs
- Architectural binders
- www.nationalgypsum.com
- 1-800-NATIONAL information hotline

State-of-the-art spec tools. Convenient continuing education. Industry-leading customer service. It all adds up to a streamlined work process and a lot more inner peace.

National
Gypsum
COMPANY

TECHNICAL INFO: 1-800-NATIONAL

www.nationalgypsum.com

Excellence Across The Board®

CIRCLE 61 ON READER SERVICE CARD
OR GO TO WWW.LEADNET.COM/PUBS/MHAR.HTML

New Directions for an Old Building Type

THE DESIGN OF LABORATORIES AND TESTING FACILITIES HAS EVOLVED SINCE THE DAYS OF THE MAD SCIENTISTS AND THE BUBBLING BEAKERS. NOW THEY LOOK AND FEEL MORE LIKE BUSINESSES

By **Barbara Knecht**

Certain specialized building types in the 20th century tended to follow a programmatic formula, with form strictly following function. This was particularly true of scientific laboratories and testing facilities. The 21st-century lab, however, demands more flexibility, as its functions constantly change and new technologies make its design less prescriptive. The following projects show just how varied and complex the laboratory building type has become. Each architect was confronted with a different challenge, ranging from officelike flexibility (SmithGroup's Genentech Hall) to energy conservation and sustainability (Kiss + Cathcart's Smithsonian Tropical Laboratory) to new earthquake-testing technology (Simpson Strong-Tie's testing facility).

Lab as office building


Genentech Hall is the flagship research facility (434,000 square feet) of the University of California, San Francisco's (UCSF) new campus. It is also the first building to go up at Mission Bay, a 303-acre development site on the edge of San Francisco Bay south of downtown. With well-tested planning concepts and the advantages of new construction, the San Francisco office of the national firm SmithGroup has designed a highly flexible building. "We used a planning concept that we came up with 10 years ago for a renovation of UCSF's old building. Other architects have improved it in subsequent renovations, and we have updated and improved it again in this new building," explained SmithGroup's senior vice president, William L. Diefenbach.

Until recently, lab floor plans were fixed by the location of lab benches with a power, water, and compressed-gas infrastructure servicing them. Reconfiguring them was costly and time-consuming and not undertaken lightly. Now, of course, scientific research evolves at such a

lightning pace that change must take place often and quickly. The composition and work content of the research teams fluctuates regularly. As Diefenbach observed, "When we began planning this project five years ago, no one knew exactly which scientists would move in, or what proportion of rooms would be needed." With flexibility an imperative, the key to flexibility became repetition of the module, the infrastructure, and the casework.

In other words, it needs to resemble more closely an office building, with easily recognizable open-plan areas and a few fixed elements. Of course, it isn't that simple. The interdisciplinary and specialized nature of the biomedical work in Genentech Hall still calls for substantial equipment and heavy infrastructure. Requirements for water, power, compressed gasses, data, and telecommunications vary widely. Minor changes are a routine occurrence; reconfigurations are frequent.

An open stair in the light-filled atrium at Genentech Hall is meant to encourage social interaction.



Barbara Knecht is an architect and writer based in New York City and Boston.

CONTINUING EDUCATION



Use the following learning objectives to focus your study while reading this month's ARCHITECTURAL RECORD/AIA Continuing Education article. To receive credit, turn to page 152 and follow the instructions.

LEARNING OBJECTIVES

After reading this article, you should be able to:

1. Discuss what is necessary to make laboratory layouts flexible.
2. Explain how to make use of passive environmental controls in a tropical climate.
3. Describe how earthquake testing is being done for wood structures.

For this story and more continuing education, as well as links to sources, white papers, and products, go to www.architecturalrecord.com.



Genentech Hall, San Francisco, California

This biomedical research facility (left) is organized around a 12-foot-wide circulation corridor, which separates two wings, each housing two suites (see plan, opposite). Closed support labs (bottom

left and right) line the U-shaped corridor and can easily be reconfigured to accommodate a variety of functions. Utilities run in the ceilings, with umbilical connections to the lab benches. A skylight (opposite) floods the entrance atrium with light.



At Genentech Hall, there are more fixed elements, to be sure, than in an office building, but conceptually the organization is similar. The basic lab planning module is 10 feet 6 inches, with modular work benches and frequent infrastructure connections. The organizational module is a lab suite 110 by 110 feet, containing open and closed labs, an office suite, and an open space for informal interaction. “That module is the footprint of the old building, but it works so well for the university that it became the planning unit of the new building,” says Diefenbach. That 110-by-110-foot module is flipped, rotated, and/or stretched to form all the lab work areas in the new building.

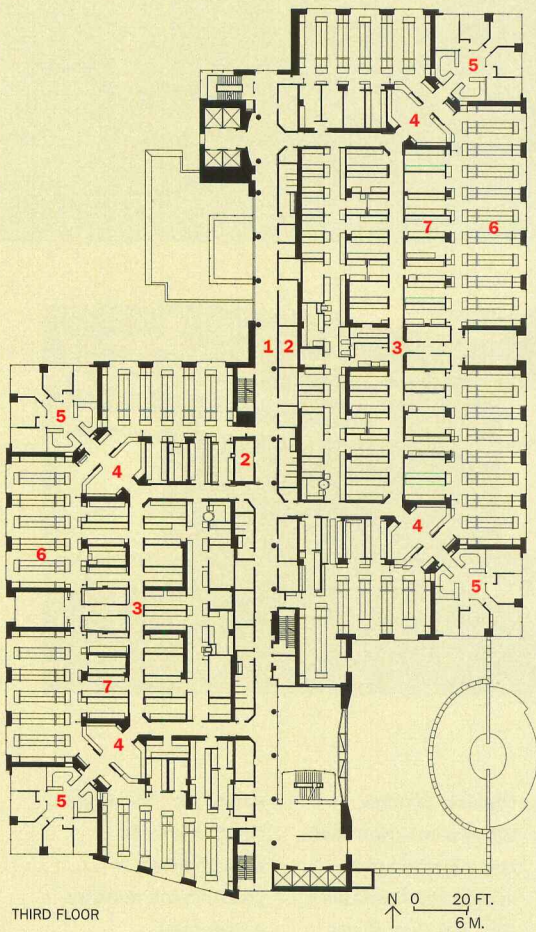
The building is organized along a generous 12-foot-wide, east-west circulation spine anchored by public spaces on either end that link to the surrounding street and campus. Lining the spine on both sides are similarly dimensioned zones of building support that carry all the vertical chases, risers, exhaust, toilet rooms, janitor closets, and bike storage. The first floor and half the second floor are special functions. Lab wings fill the rest of the building to the north and south of the spine. Each lab wing is divided into two lab suites roughly equal to that original 110-by-110-foot module.

Each suite is entered at the corner of a U-shaped corridor connected to the spine. The entrance leads through an informal library/meeting/lunch space across a corridor, which leads to labs and into the office suite that occupies the corner of the building. Open labs line the exterior walls on either side of the office suite; closed support labs line the interior U-shaped corridor. The organization of the modules, with lots of socializing spaces, wide corridors, and varieties of public spaces, support the lively interactive nature of the research and teaching environment.

Utilities run in the ceiling, with umbilical connections every 10 feet 6 inches to the lab benches. The custom-designed modular lab benches are 15 feet long with an office workspace at either end. The office space is separated from the lab bench by a vertical support that isolates spills, carries the utility connections, and supports the shelves over the benches. The utilities run horizontally through the lowest shelf, behind the task lighting. Every other bench is left completely free to be moved around or to be removed and replaced by floor-mounted equipment.

These open-plan lab spaces can often be reorganized by the

1. 12-foot-wide spine
2. Building utility zone
3. Lab wing comprising two equal lab suites
4. Meeting/lunch/library space
5. Office
6. Open labs
7. Closed labs



scientists themselves. They move the lab benches and replace them with equipment. Every other lab bench has a clerestory window from the top of the bench to the underside of the ceiling to provide separation between working teams. These groupings can be expanded or contracted easily, as the windows are simply attached into a frame with four pins. More extensive reworking of the space might require tradesmen, but this too is easily and economically accomplished because valves and stubs make connections and shutoffs of small sections of the building possible. Ultimately, if needs change so significantly, entire floors could be completely gutted back to the spine corridor and reconfigured.

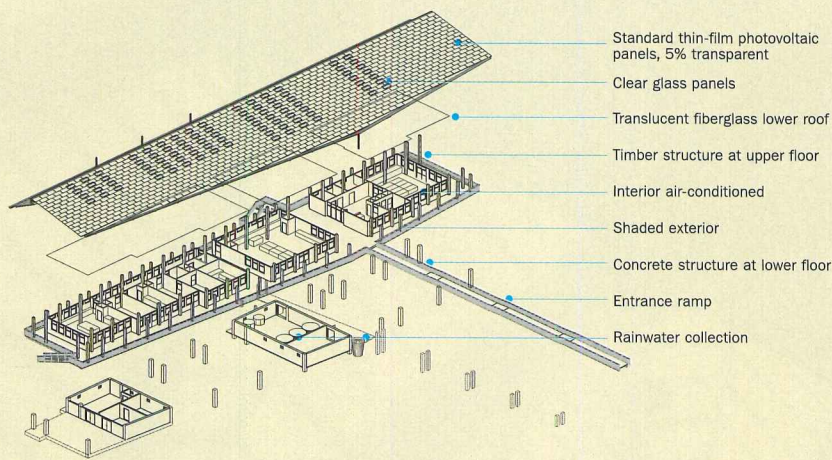
The success of the planning concept was tested when it came time for move-in during the spring of 2003. The underlying scheme was able to accommodate an infrastructure-dense biochemistry lab and an infrastructure-light computational lab with very low modification costs and time. Support labs are similarly flexible. In one case, all the cabinet-work was removed and a “freezer farm” was installed. “The trick to flexibility like this is to figure out how to balance the least up-front cost with the most flexibility,” says Diefenbach. “There is some increased cost

of using more valves instead of a stub and cap. Similarly, there is some incremental cost to the movable lab benches. But the advantages in flexibility and in renovation costs compared to these first costs is significant.”

A passive and aggressive solution

The Smithsonian Tropical Research Institute’s (STRI) Bocas del Toro field lab, designed by New York City firm Kiss + Cathcart Architects, sits close to the water as Genentech Hall. But there is no similarity between the tropical environment of western Panama and the urban San Francisco Bay Area. At 10,000 square feet of indoor space and an equal amount of outdoor space, it is a fraction of the size. Like Genentech, however, it accommodates a lively mix of students and scientists. Bocas del Toro is one of number of Smithsonian field stations where visiting researchers come to study marine and terrestrial life from the mangrove swamps, the ocean, and the freshwater pond that surround the building. In this complicated environment, this project took on the challenge to construct an environmentally sustainable building.

“Bocas is one of those magical places that is on the edge of



**Smithsonian
Tropical Research
Institute,
Bocas del Toro,
Panama**

At this field station (above), visiting researchers study marine and terrestrial life. The double roof

consists of a flat translucent lower roof and a pitched roof made of photovoltaic (PV) and clear glass

panels for natural light. The PVs provide enough power to preclude the need for a generator.

accessibility. There's really no infrastructure, and we really do have a responsibility to demonstrate a more sustainable way to build in the landscape and the climate," explained Sheryl Kolasinski, AIA, director of the Office of Project Management at the Smithsonian Institution. "We have been working with the Department of Energy to take advantage of funds they provide for photovoltaics (PV) and other sustainable things that are considered 'extras' for government agencies. That, advocacy from our own design department, and interest from the management of STRI to move beyond the concrete box structures that have been the common denominator of our buildings in Panama led to a set of design principles for sustainability to guide the design of this building."

"We have a commitment to work toward buildings that will have zero impact on the environment," says Greg Kiss, "and this building is the closest we have been able to come so far." The site, at 9 degrees from the equator—adjacent to a mangrove swamp and an alligator pond—is warm, rainy, humid, and remote from utility infrastructure. The challenge was to make as much use as possible of passive environmental controls in a climate and building type where air-conditioning is the usual means of preventing

things from molding and equipment from malfunctioning. The responses include natural cooling, water recycling, and power generation.

In a nod to local traditions, to minimize impact on the site, and to take advantage of naturally cooling breezes, the building is raised off the ground. It is long and narrow with substantial overhangs for cross ventilation and to shade the windows. Of course, these would be useless benefits even if this were a typically air-conditioned facility. But this building has multiple zones, operable windows, and ceiling fans. The well-shaded verandas surrounding the building and individually controlled zones give scientists the option of working inside and outside, which is desirable for specimen collection and study.

The Smithsonian hasn't been able to implement all the "off the grid" energy solutions. The budget was extremely tight, and first costs are still higher than conventional solutions; therefore, some features will be phased in as funds become available. But the concepts are exemplary, and it will be environmentally and financially valuable when completed. Two parts of the water-management system that will be delayed are the rainwater storage tanks and composting toilets. It rains some 225 inches a

Your Vision Reflected in Glass

To mentally picture something never experienced is to have vision. It's what sets you apart.

Whether your vision makes a creative splash against a city skyline...introduces a high-tech solution for environmental comfort...or is grounded in a more straightforward approach...Viracon is the "go to" company for architectural glass. **With Viracon, you'll have access to the most complete range of products and services offered worldwide.**

Rest assured, the glass you specify will perform just the way you planned. We've got you covered with over 30 years of experience; unparalleled technical expertise; and all glass fabricating processes under one roof.

Partner with Viracon and see your vision reflected in glass.

insulating
laminated
silkscreened
spandrel
hurricane-resistant
acoustical
blast-mitigating
tempered
heat-strengthened
high-performance coated



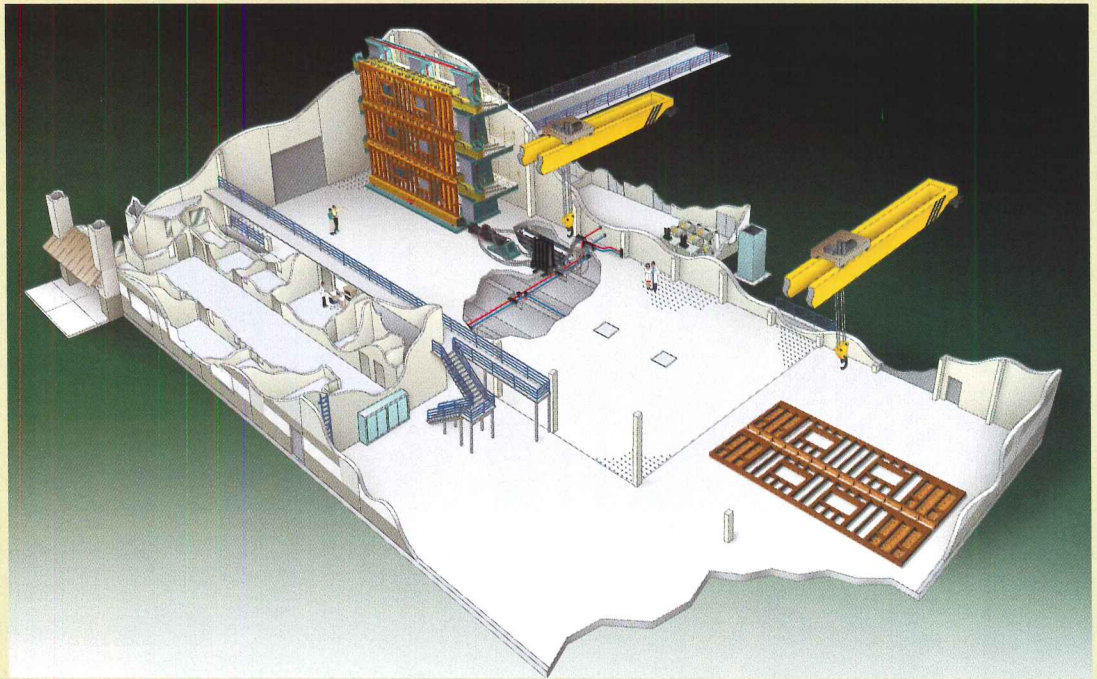
"The Leader in Glass Fabrication"™

For information on our glass products, or to have a Viracon representative contact you:
Call toll-free: **(800) 533-2080**
Or call: (507) 451-9555
Visit our web site: www.viracon.com
E-mail: glass@viracon.com

Be first to know when we announce new glass products! Just send your e-mail address to glass@viracon.com – and tell us to sign you up for *Viracon Update*, our free monthly electronic message.

CIRCLE 62 ON READER SERVICE CARD OR GO TO WWW.LEADNET.COM/PUBS/MHAR.HTML

©2003 Viracon, 800 Park Drive, Owatonna, MN 55060



**Tyrell Gilb
Research Lab,
Stockton,
California**

Full-scale sections of wood-frame construction are studied using a shake table (above). The section is bolted to the table, and mass is provided by an adjacent tower structure.

Each platform in the tower has carts, or boxes, which are attached to the wall section by horizontally mounted, triangular plates. Called "A arms," the plates simulate the dead load of the structure without increasing its stiffness.



year, and the water is purer than municipal supplies, so it will be easily treated and recirculated. Composting toilets will distribute waste to an engineered wetlands that uses plants, animals, insects, and bacteria to digest the nutrients in the waste. The fact that the lab doesn't permit the use of any toxic chemicals makes this alternative particularly attractive, as there is no need for a secondary chemical drainage system.

The roof is a particular success story. It combines active and passive systems to reduce cooling loads, provide natural light, and produce electricity. As a double roof composed of a flat translucent fiberglass roof that encloses the air-conditioned space and an upper pitched roof of PV and clear glass panels, it minimizes direct solar gain. "Photovoltaics are the best energy source there is," says Kiss. "There are no negatives except cost. The trick is to make the cost of the PV roof approach the cost of a conventional roof." The key to reducing the costs is Building Integrated Photovoltaics (BIPV), that is, where the photovoltaics are the watertight roof instead of an addition to the roof.

"This roof uses the lowest cost (thin film amorphous silicon) cells in a standard product that we adapted so that it would need no sig-

nificant additional framing or structure in order to function as a watertight roof," explains Kiss. "We worked with TerraSolar, a Brooklyn manufacturer, to develop a panel with a custom aluminum extrusion. It functions as a shingle that is screwed directly to the structure, and subsequent panels fit into the extrusion of the one above." The power generated by this roof saved the cost (and noise and pollution) of supplying power by a freestanding generator.


Building with the shakes

The Tyrell Gilb Research Lab in Stockton, California, is intriguing not for its response to functional, spatial, aesthetic, or environmental requirements, but for its pure solutions to engineering dilemmas. And that includes what goes on in the building, as well as the building itself. Simpson Strong-Tie, a company that designs and manufactures structural connectors and related products, has created a structural-engineering and research lab to test the performance of large-scale, wood-frame structures in response to high winds and strong earthquakes. Opened in July 2003, it features large, heavy equipment and a massive foundation to support it.

◀ Innovative procedures from UCLA...

applied in this Wausau heart center.

UCLA Ambulatory Care Unit
Los Angeles, CA



Wausau Heart Institute, Wausau, WI

Wausau Configure-to-OrderSM

Engineered windows just got easier.

We built our reputation on custom-engineered architectural windows and curtainwall. Along the way, we've developed manufacturing and service solutions that make it possible to offer highest-quality window products for projects of any type, scope or budget.

Wausau's unique Configure-to-OrderSM process delivers timely detailed drawings, streamlines ordering, shrinks lead times and gets you the product you need, when you need it, within your budget. We're innovating the window industry...again.

CIRCLE 63 ON READER SERVICE CARD
OR GO TO WWW.LEADNET.COM/PUBS/MHAR.HTML



WAUSAU

WINDOW AND WALL
SYSTEMS

877.678.2983
wausauwindow.com

LIFE IS GOOD...BECAUSE WAUSAU'S GOOD.

In January 1994, the 6.7 Northridge earthquake struck in the heavily populated San Fernando Valley near Los Angeles. The \$20 billion damage to multistory, light-wood frame construction was staggering, outstripping by far the losses of any other single type of construction. The enormity of the loss highlighted a need for more testing of how wood and light-frame structures perform. "Earthquake testing exists primarily in university settings, but it usually focuses on concrete and steel, not wood and light frame," explained Steve Pryor, Simpson's building systems research and development manager. "Northridge provided the impetus for the Federal Emergency Management Agency (FEMA) to invest \$7 million through the state of California over four years to study wood-frame construction." The new Simpson Research Lab grew out of Pryor's observations about testing methods and the company's expectation of product improvements. "We will use this facility to develop better products. We will be able to study how things currently work, to better understand the weak points and how to address them cost-effectively to mitigate damage in a building," says Pryor.

There are large pieces of equipment that perform two kinds of tests. A wall section is bolted to a support frame and a computer-controlled hydraulic actuator tests the strength characteristics of the wall by pushing and pulling it to failure. Sensors allow the computer to record measurements 1,000 times per second.

The most realistic test of how a structure will react to ground motion is shake-table testing. Pryor explains that usually a full-scale structure is constructed for shake-table testing. However, in order to measure

cause and effect, the table moves the structure in only one direction at a time. "One-directional testing is done for research; three-directional testing is done for 'proof of concept.' We developed a unique shake table that will simulate a full-building response with only a wall section, which can be built much more quickly. By reducing the overall experiment preparation time, we can learn at an accelerated rate."

What kind of a foundation can resist all that weight and motion? Pryor explains, "The structures we are testing may weigh 60,000 pounds and the equipment is 40,000 pounds. The rule of thumb says that mass wants to push against something with 100 times its weight, or 10 million pounds! The 'strong floor' to support the equipment is 60-feet long supported at the edges and three interior points with walls 1 foot thick that are supported by a 2-foot-thick mat foundation. The floor itself is 3 feet thick. Together they provide 10 million pounds of resisting mass and can handle a 300,000-pound point load. In comparison, the largest shake table in the world, under construction near Kobe, Japan, is slicing off the top of a granite mountain and using the remaining mass for its foundation."

These projects are excellent examples of how thoughtful design refinements improve the performance of highly specialized structures, from carving modular lab suites out of office space to applying new technology to ancient environmental concepts. Rather than reinventing the building type, these projects show that architects can negotiate the right design solution through integration, modification, innovation, and finesse. ■



AIA/ARCHITECTURAL RECORD CONTINUING EDUCATION


INSTRUCTIONS

- ◆ Read the article "New Directions for an Old Building Type" using the learning objectives provided.
- ◆ Complete the questions below, then fill in your answers (page 208).
- ◆ Fill out and submit the AIA/CES education reporting form (page 208) or download the form at www.architecturalrecord.com to receive one AIA learning unit.

QUESTIONS

1. Laboratory floor plans are usually fixed by the location of all except which?
 - a. benches
 - b. power
 - c. lighting
 - d. compressed gas
2. Why do lab layouts need to be changeable?
 - a. research evolves at a fast pace
 - b. research teams are unreliable
 - c. fast-track building leaves many unknowns
 - d. researchers want to individualize their space
3. The key to flexibility includes all except which?
 - a. casework
 - b. infrastructure
 - c. single-story buildings
 - d. repetition of the module
4. For a laboratory to resemble an office building, which is necessary?
 - a. substantial equipment
 - b. heavy infrastructure
 - c. open plan
 - d. many fixed elements
5. How were the labs at Genentech designed to be flexible?
 - a. utilities run in the ceiling with connection every 10 feet 6 inches
 - b. vertical chases line each side of the building spine
 - c. every other lab bench is movable
 - d. all of the above
6. How did the Smithsonian Lab use passive controls in its hot, humid climate?
 - a. they recycled air-conditioning
 - b. they worked at night
 - c. they used overhangs and raised the building off the ground
 - d. they made it airtight to keep hot air out
7. The Smithsonian Lab roof combines active and passive systems to do all except which?
 - a. produce electricity
 - b. provide heat
 - c. provide natural light
 - d. reduce heating loads
8. Which is described as Building Integrated Photovoltaics?
 - a. photovoltaic panels are screwed to the roof covering
 - b. photovoltaic panels form the watertight roof
 - c. photovoltaics are added to the roof covering
 - d. photovoltaics are substituted for clear glass panels
9. Why is one-directional testing done for earthquake research?
 - a. to measure cause and effect
 - b. to prove the concept
 - c. to simulate a full-building response
 - d. to reduce the overall experiment time
10. Why was a research lab created to test the performance of wood-frame structures?
 - a. because the damage to wood-frame construction from earthquakes was staggering
 - b. because most earthquake testing focuses on concrete and steel
 - c. to better understand the weak points of wood-frame structures
 - d. all of these, and to mitigate damage in a building

innovation - in and out of the box




Pilkington Profilit™

Freedom To Design In Glass

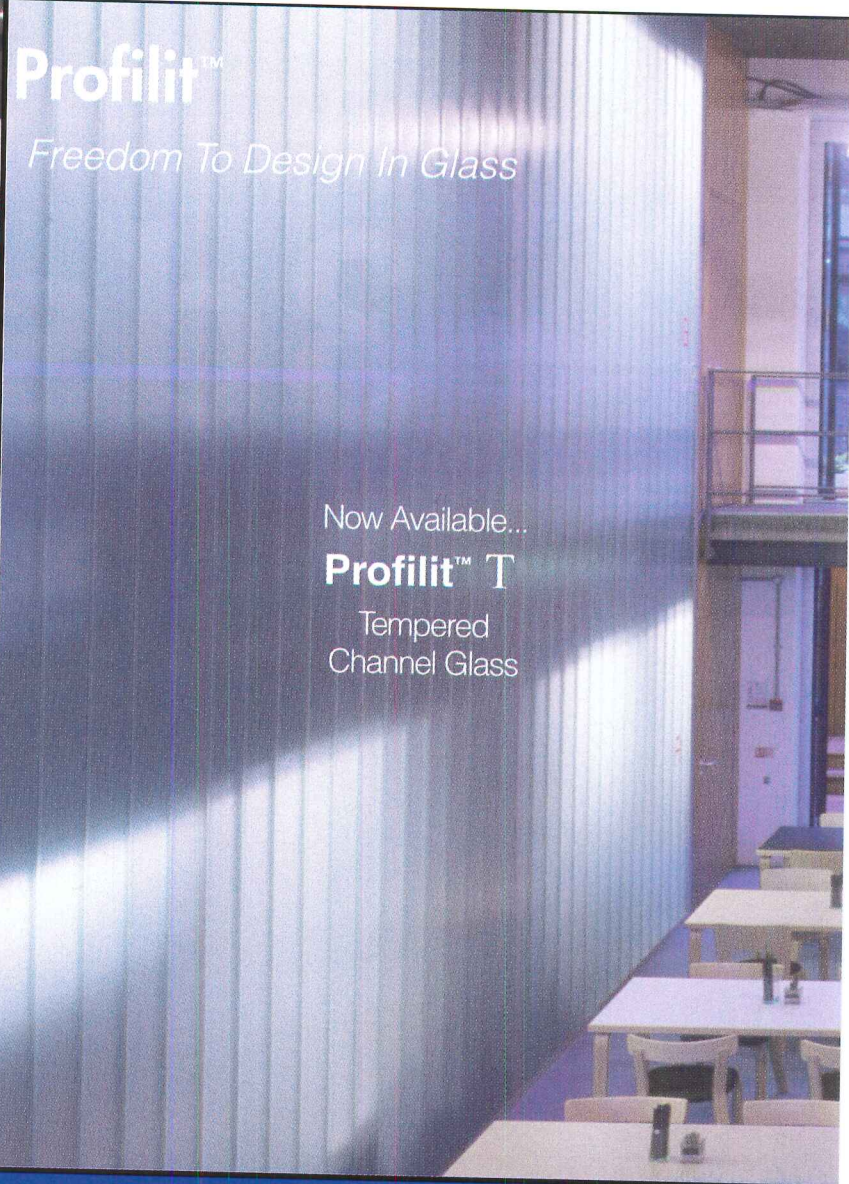
Photography © Don F. Wong



Photography © Paul Warchol



Photography © Paul Warchol



Now Available...

Profilit™ T

Tempered
Channel Glass

Photography © Tom Griffith



Established 1873

WESTCROWNS INC.

t: 910-579-4441

f: 910-575-3203

www.westcrowns.com

Circle 64 ON READER SERVICE CARD
WWW.LEADNET.COM/PUBS/MHAR.HTML

Evolve >

Your work. Your way. Introducing **3ds max 6**.

"Sometimes a design begins with a cryptic sketch. But often we find a more provocative concept as we develop it in 3D. What makes **3ds max**™ our absolute choice is its flexible tools for modeling, materials, and realistic lighting. It offers unique avenues to visualize, invent, and resolve the spatial values and complexity of our designs. For these reasons, **3ds max** is central to our design process."

Check out Sean's **3ds max** work and sign up to get a free 30-day trial of **3ds max** at www.discreet.com/evolve.

3ds max /sean

Designer
Sean Ahlquist

Studio
Proces2

Awards
ACADIA Design Competition 2001: Inforum

Residences
Seadrift House, California
Chuck House/Cielito Lindo Ranch, Texas

Visualization
Animation for California Academy of Sciences
San Francisco, California
Design by Renzo Piano Building Workshop
Gordon H. Chong & Partners

3ds max 6
discreet

Discreet is a division of Autodesk, Inc. Autodesk, Discreet, and 3ds max are either registered trademarks or trademarks of Autodesk Inc./Autodesk Canada Inc., in the USA and/or other countries. All other brand names, product names, or trademarks belong to their respective holders. ©Copyright 2003 Autodesk, Inc. All rights reserved.

Participatory design with the Internet

By Jonathan Cohen, AIA

The Internet is maturing, and as it does, so too are the ways that architects use it. In the mid and late 1990s, firms scrambled to set up Web sites and e-mail systems for their practices. Since then, architects have come to rely heavily on the Internet to communicate with clients near and far, to thumb through virtual product catalogs, to present their projects to the general public, and to perform myriad other tasks, including the very one envisioned by the Internet's pioneers: building virtual communities.

In these days of far-flung project teams and interested parties spanning the gamut from clients to community activists, gaining consent on projects as they move forward could mean the difference between a lukewarm and an enthusiastic reception. For many practitioners, the Web is proving to be an excellent platform for communication of this sort. Architects and planners say that providing Web sites that solicit comments on proposed projects has enabled them to create interested communities where none existed before. "More and more, citizens expect to have a say in public and private investment decisions that impact the public domain," observes Berkeley-based urban designer Bruce Race, FAIA.

California-based Jonathan Cohen, AIA, is chair of the AIA Technology in Architectural Practice advisory group.

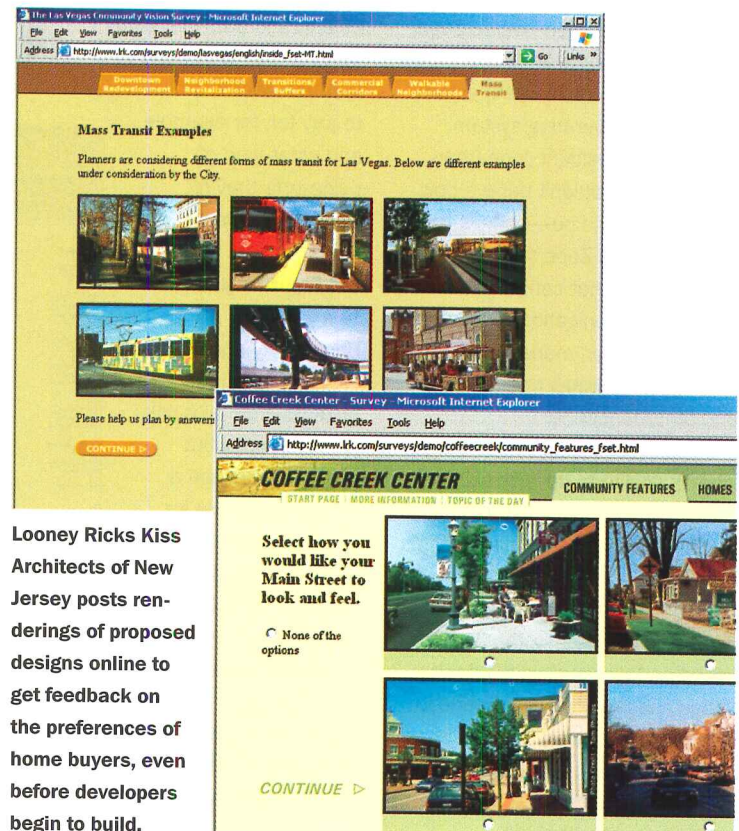
For more information on technology for architects, including reviews, vendor lists, and links, go to Digital Architect at www.architecturalrecord.com.

A university weighs in online

Projects for colleges and universities tend to be particularly stakeholder-driven, with faculty, students, administrators, alumni, and highly articulate neighbors who are more than willing to make their opinions known. In such cases, the Web is indispensable for consolidating disparate and numerous opinions. In 1999, Simon Ruffle, an architect and researcher with the Martin Centre at the Cambridge University department of architecture in England, worked with colleagues Michael Trinder and the Martin Centre's director Paul Richens to develop a Web-based bulletin board for collecting comments on the design of a new computer-science building. The impetus for creating it came from the faculty at Cambridge, who were loath to attend meetings but insisted on having a way to communicate with the architect.

Once the Web site went live, vigorous debate ensued over everything from bicycle parking to energy-efficiency. Researchers noted that the "finger plan" organization for the building proposed by the architects made circulation among the various labs difficult and suggested a courtyard plan instead. They also thought the private offices were too narrow, at 6.5 feet by 16.5 feet. A computer room originally located along a sunny southern facade was moved to the north to avoid problems with heat buildup.

The success of that experiment persuaded university administrators to take on a more ambitious project: creating an information and consultation Web portal for Cambridge's entire \$750 million capital building



Looney Ricks Kiss Architects of New Jersey posts renderings of proposed designs online to get feedback on the preferences of home buyers, even before developers begin to build.

program, comprising 60 projects spread across four areas of the campus. In developing the portal, Ruffle's first task was to evaluate other participatory Web sites for large-scale urban planning projects. The best sites, he found, had common characteristics: punchy, colorful graphics for conveying broad-stroke planning principles; links to related information, such as transportation and development plans, and local planning agencies and advocacy groups; and tools for interacting with the public, including a systematic method for authenticating and recording public comments.

The Cambridge University site went live in July 2000 and serves about 10,000 pages of content per month. Ruffle used relatively low-

tech media for the site, including isometric views constructed by combining CAD files, photographs, and line drawings. He also devised a procedure for converting layered CAD drawings to simple image files viewable in a Web browser without plug-ins; visitors can turn layers of the images on or off to see how the elements of the campus's master plan will be put in place over time. Interactive panoramas of the campus, along with roof-mounted Web cameras, add a sense of presence and immediacy for the online viewer.

Creating a custom portal

San Francisco-based McCall Design Group's bread-and-butter work is high-end retail and hotel interiors for national chains, and they needed a Web-based tool for

Digital Architect

communicating with their far-flung clients and consultants. After trying several subscription-based extranet solutions, which they found sluggish and feature-bloated, they turned to a free management portal software package called open-source Zope, which runs on both Windows-based and Macintosh computers, as well as the Linux operating system. Senior vice president John Chan, AIA, said he "couldn't believe how powerful it could be—and it's free." He customized Zope to create a design portal that centralizes all project communications, including an issue tracker, management and markup of drawings and sketches, and other functions.

Chan says you have to be "a little bit geeky" to develop such a system in-house, but once completed, it runs at no cost and shares the same server (and some of its content) with the firm's external Web site. Most importantly, the Zope-based portal preserves the firm's image and brand with its distinctive aesthetic. Compared to other extranet solutions, Chan says their homegrown system "allows us to control our own destiny."

What look do you like?

James Constantine, an urban planner and principal with Looney Ricks Kiss (LRK) of Princeton, New Jersey, uses the Web to conduct visual preference surveys for communities as diverse as Las Vegas and Denton, Texas. Building on the pioneering participatory design work of Anton Nelessen, who devised a system for citizens to choose between paired images of urban scenes, these surveys let residents indicate preferences for streetscape and open-space design, and even architectural style. In an intriguing synergy between the firm's planning and architecture practices, LRK leveraged the same technology to assist its housing-developer clients to identify style and feature preferences of potential home buyers,


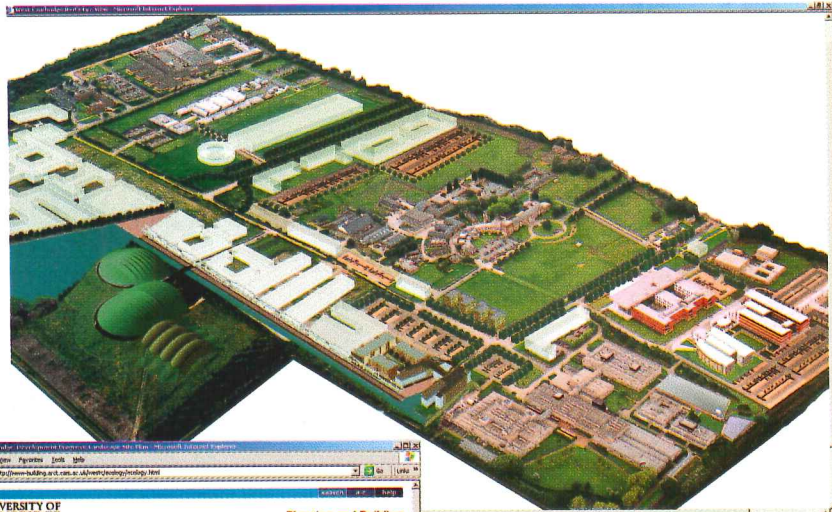
even before preliminary design begins. Such online "focus groups" have provided valuable insight into location-specific market demands. Constantine says, "We're able to find out what kind of [environmentally friendly] features people are willing to pay for, for example, and what kind of trade-offs they're willing to make."

Taking the pulse of the public

Uncertainty about public reaction to proposed projects is a major risk for developers, but the Web has been a promising vehicle for increasing the transparency and efficacy of public consultation in such matters. A truly interactive Web site can help build trust among stakeholders and offers developers a way to anticipate community objections early in the design process.

One such planning tool is Neighborhood America, founded by veteran land-use attorney Kim Kobza. This Web-based system integrates the internal communications of the project team on a development proposal with the public process of stakeholder consultation. As an active participant in many a heated late-night public hearing about proposed development, Kobza was often witness to chaotic planning processes that left developers, activists, and planning agencies equally frustrated. "I knew there had to be a better way to manage communication at a public level," he says.

Neighborhood America provides the Web infrastructure for groups such as Imagine New York, an advocacy effort of the Municipal Art Society to engage the public in sharing ideas and visions for



A Web site at Cambridge University in England provides the community with interactive access to detailed information about the campus's master plan and building activities.


of this West Yorkshire village the chance to access and interact with a wide array of social, physical, and environmental information mapped to the familiar terrain of their neighborhood. Users can zoom and pan the colorful maps, ask questions about specific buildings, and then leave comments for the planners.

Like CAD, GIS works with layers called "themes"—data sets that are tagged with information about geographic components, such as census tracts, neighborhood association boundaries, or property-tax assessments. One of the most ambitious online GIS projects is Neighborhood Knowledge California, a project of UCLA's Advanced Policy Institute. Users can map an area by drawing its boundaries online and can even upload their own data into NKCA's mapping system, as when a Koreatown parents group entered the location of child-care facilities in that Los Angeles neighborhood and could see where such facilities were lacking. Tools like this help small businesses and underserved communities bridge the digital divide—one of the highest hopes of Internet visionaries. Professor and NKCA director Neal Richman says, "I'm excited about using this technology to share information, and therefore share power." ■

Information is power

The Web's ability to offer access to planning tools such as geographic information systems (GIS) and virtual-reality techniques offers a tantalizing vision of an informed and democratic urban-planning process. In England, the Slaithwaite virtual decision-making system, a project of the University of Leeds School of Geography, gave residents

Design Friendly.



Wide format printing so simple and easy to use, it'll make you smile.

Now CAD based designers, architects and engineers can copy, scan and print from a machine that requires less than 10 sq. feet of space. High resolution 600 dpi printing produces crisp documents at 6 D's per minute. Get amazing quality copies and scans from blueprint, sepia, opaque or translucent originals at up to 7 D's. All this at a very low operating cost.

Kyocera Mita technology lets you locate a networked, wide format printer/copier right where your people work.

That's friendly and productive.

Smile and visit:
www.kyoceramita.com/us

THE NEW VALUE FRONTIER



Design Friendly because...



• Copy, scan, print in less than 10 sq. ft. (KM-4850W)



• Perfect for lower volume print environments (KM-P4845W)

• High Quality Printing / Low Operating Cost (KM-P4850)



KYOCERA MITA AMERICA, INC.

©2003 KYOCERA MITA AMERICA, INC. "PEOPLE FRIENDLY" AND ALL ELEMENTS OF THE KYOCERA MITA LOGO ARE THE TRADEMARKS OF KYOCERA MITA.

CIRCLE 65 ON READER SERVICE CARD OR GO TO WWW.LEADNET.COM/PUBS/MHAR.HTML

DOING GOOD DOING GOOD

THE 16TH AIACC MONTEREY DESIGN CONFERENCE

SEPTEMBER 12-14, 2003 ASILOMAR CONFERENCE CENTER PACIFIC GROVE, CA

For more information go to www.aiacc.org/conferences/mdc, or call (916) 448-9082.



WHETHER GROWING OR GIVING, WHAT IS "DOING GOOD" FOR YOU?
Go to www.aiacc.org/conferences/mdc and tell us. Your response is important!

AIA California Council



"THE EMBODIMENT OF THE ENTIRE
SENSE OF SOMETHING LIES IN THE
SINGLE INDIVIDUAL..."
LOUIS KAHN

GROW


GIVE

...[BUT] YOU'RE MAKING SOMETHING
THAT BELONGS TO ALL OF US,
OTHERWISE YOU ARE PRODUCING
VERY LITTLE OR ALMOST NOTHING
— IF NOT REALLY NOTHING."
LOUIS KAHN



FOR SEASONED AS WELL AS UP-AND-COMING ARCHITECTS, ASSOCIATES, STUDENTS, ALLIED PROFESSIONALS, GUESTS AND CHILDREN
Join hundreds of design professionals for a weekend of peering inside the heads of a cross-section of our peers to get a glimpse of what they are doing, and where their ideas originate. Don't miss the opportunity to experience the expression of ideas and explore the peripheral issues and collaborative opportunities affecting the future of architecture.

DOING GOOD DOING GOOD



Hillcrest Baptist Church. Pensacola, FL. Architect: Danny Grundhoefer — Quina, Grundhoefer, Royal Architects. Photo by Chris J. Roberts.



La Cascada II. Phoenix, AZ. Architects: Todd & Associates. Photo by Richard Abrams Photography.

PORTLAND CEMENT ASSOCIATION PRESENTS

Masonry Mortars: Developing a Quality Assurance Program

Planning produces beautiful structures that last for generations

By Jennifer Grover Prokopy

Modern Masonry Means More Choices

Masonry is the material of choice for many architects when it comes to building an enduring public image. With masonry units and mortars available in a variety of shapes and a rainbow of colors, architects are limited only by their imaginations. The strength and security offered by modern masonry are attractive to developers of civic structures, creating schools and institutions that are fire-resistant and protect occupants from extreme weather and natural disasters. Solid mass and sound absorption properties make masonry an attractive material for building libraries, museums, theaters and auditoriums. Masonry's aesthetic beauty, longevity and low maintenance make it ideal for nearly any building.

The variety of masonry options means architects must choose their materials wisely, from mortar mix and color to masonry unit shape, size and design. Some of these decisions are made during the specification phase, and others are made in the field during construction. Along with the artistic expression afforded by the wide variety of masonry choices comes the responsibility to address materials, systems, construction requirements and quality assurance.

This continuing education unit will show you how to make informed decisions about masonry mortars. We begin by offering some background on mortars and their properties, and then address the necessary steps in developing a quality assurance program that will ensure your masonry projects are successful. We also examine the role of quality control in the construction process, and clear up some common misconceptions about ASTM testing.

Properties of Masonry Mortars

Masonry mortars perform more than just the obvious function of joining masonry units to form a lasting structure. They create tight seals between the units to protect against air and moisture entry; bond with any steel reinforcement, ties or anchor bolts; provide a desirable aesthetic quality through color contrasts or shadow lines; and compensate for size variations in the masonry units.

Advertising supplement provided by **Portland Cement Association**.

CONTINUING EDUCATION

Use the learning objectives below to focus study as you read **Masonry Mortars: Developing a Quality Assurance Program**.

To earn one AIA/CES Learning Unit, including one hour of health safety welfare credit, answer the questions on page 165, then follow the reporting instructions on page 214 or go to the Continuing Education section on archrecord.construction.com and follow the reporting instructions.

LEARNING OBJECTIVES

After reading this article, you should be able to:

- Possess an increased knowledge of the properties and uses of various types of masonry mortars.
- Recognize the prescribed standards used to measure the quality and performance of masonry mortars.
- Use your new knowledge to develop a masonry mortar quality assurance program that can be applied to your future projects.

Masonry mortars are comprised of three key ingredients: one or more cementitious materials; clean, well-graded masonry sand; and sufficient water to produce a plastic, workable mixture. Until the late 19th century, lime was the primary cementitious material used. Sand-lime mortars took months or years to harden, but were acceptable for the massive projects and slow-paced construction schedules of those times. Mortars began to evolve with the addition of a small amount of portland cement to “sweeten” the lime; by the later 19th century, lime was being used to “sweeten” the portland cement, creating a mortar that hardened faster and stronger.

Today, the most common cementitious materials used to make masonry mortar are:

- Masonry cement
- Mortar cement
- Portland cement and lime

Masonry cement is a factory-prepared hydraulic cement. It enhances properties like board life, workability, water retention, and durability. White and colored masonry cements are widely available, and provide a full palette for architects. Compared to portland cement and lime, masonry cements simplify jobsite production of mortar because the cementitious materials are preblended into a single product.

For more demanding structural applications and in high seismic areas, project planners sometimes specify mortar cement. Like masonry cement, mortar cement is a factory-prepared hydraulic cement, but it is the only masonry material with ASTM-specified bond performance criteria.

No matter what cementitious material is chosen—masonry cement, mortar cement, portland cement and lime, or combinations of portland cement with masonry cement or mortar cement—acceptable results are easily achievable, allowing applicable specifications to be met when appropriate design procedures are followed. Under the proportion specification of ASTM C270, the cementitious material is blended with damp, loose mortar sand at a ratio of 1 to between 2 1/4 and 3 parts (see Table 1).

Desirable Mortar Properties

To ensure good workmanship and proper structural performance of a building, masonry mortars must embody a variety of properties:

Workability. Experienced masons agree that workability is perhaps the most important property of masonry mortar. Mortar should spread easily, cling to vertical surfaces, extrude readily from joints, remain workable for sufficient time, and permit easy positioning of masonry units without subsequent shifting.

Mortar Type	PARTS BY VOLUME				Aggregate	
	Portland Cement or Blended Cement	Masonry Cement or Mortar Cement Type				Hydrated Lime or Lime Putty
		M	S	N		
M	1	—	—	1	—	
	—	1	—	—	—	
S	1/2	—	—	1	—	
	—	—	1	—	—	
N	—	—	—	1	—	
	1	—	—	—	Over 1/2 – 1 1/4	
O	—	—	—	1	—	
	1	—	—	—	Over 1 1/4 – 2 1/2	

Table 1. Proportion Specification for Mortar**

* The total aggregate shall be equal to not less than 2 1/4 and not more than 3 times the sum of the volumes of the cement and lime used.

** Adapted from ASTM C270.

Notes: 1. Under ASTM C270, Standard Specification for Mortar for Unit Masonry, aggregate is measured in a damp, loose condition and 1 cu ft of masonry sand by damp, loose volume is considered equal to 80 lb of dry sand (in SI units 1 cu m of damp, loose sand is considered equal to 1280 kg of dry sand). 2. Mortar should not contain more than one air-entraining material.

Location	Building Segment	MORTAR TYPE	
		Recommended	Alternative
Exterior, above grade	Load-bearing walls Non-load-bearing walls Parapet walls	N	S or M
		O**	N or S
		N	S
Exterior, at or below grade	Foundation walls, retaining walls, manholes, sewers, pavements, walks, and patios	S†	M or N†
Interior	Load-bearing walls Non-load-bearing partitions	N	S or M
		O	N

Table 2. Guide for the Selection of Masonry Mortars (United States)*

* Adapted from ASTM C270. This table does not provide for specialized mortar uses, such as chimney, reinforced masonry, and acid-resistant mortars.

** Type O mortar is recommended for use where the masonry is unlikely to be frozen when saturated or unlikely to be subjected to high winds or other significant lateral loads. Type N or S mortar should be used in other cases.

† Masonry exposed to weather in a nominally horizontal surface is extremely vulnerable to weathering. Mortar for such masonry should be selected with due caution.

Board life. This is the amount of time that freshly mixed mortar retains its desired workability. Board life should be acceptable in both hot and cold weather.

Water retention. Mortar with good water retention not only resists rapid loss of mixing water, but also is more workable and remains so for a longer period of time. Poor retention often results in rapid stiffening, making weather-tight joints nearly impossible to achieve.

Absorption. The less absorbent the hardened mortar is, the more able it is to resist chemical attack, freeze-thaw damage, and staining.

Consistent rate of hardening. Rapid hardening makes masonry placement more difficult; slow hardening can impede the overall work progress. A consistent rate of hardening not only allows the mason to work at an optimal pace, but also contributes to greater color consistency.

Durability. A good mortar joint will stand up well to repeated exposure to adverse conditions over the long term, including freeze-thaw cycles or aggressive chemical environments.

Compressive strength. The type and quantity of cementitious material plays a large role in determining compressive strength of mortar. Compressive strength increases with an increase in cement content, and decreases with an increase in air entrainment, lime or water. However, higher compressive strength does not necessarily improve the overall performance of the mortar.

Permeability. Related primarily to workmanship and design, permeability is kept to a minimum through care in construction, including proper tooling techniques.

Bond. Measured by *extent* (degree of contact between mortar and masonry units) and *strength* (the amount of force required to separate units), bond quality is influenced by a number of factors, most importantly workmanship.

Volume change. All masonry mortars experience very small amounts of drying shrinkage as they harden. Good mortar design minimizes shrinkage. Control joints are used to reduce cracking caused by drying shrinkage.

Appearance. The overall appearance of a masonry structure is affected by uniformity of color and shade of mortar joints. Careful measurement of materials, thorough mixing, and proper tooling of joints ensures uniform mortar color.

Choose Your Mortar

The four mortar types—M, S, N and O—are designed to perform optimally in a variety of construction situations. As a general rule, Type N mortar is used for above-grade exterior walls under normal loads, and for interior load-bearing and nonload-bearing walls. Type S is recommended for exterior work at or below grade, specifically on foundation walls, retaining walls, manholes, sewers, pavements, walks and patios. Types S and M are recommended for masonry under heavy loads (such as seismic loads)

or exposed to severe saturated freezing. Type O is applicable for some repointing applications. Building codes may contain restrictions on mortar types for different applications.

Use governing standards—ASTM C270 or CSA Standard A179—to specify the mortar that will best fit your application. Indiscriminate use of high-strength mortar (Type M) should be avoided; lower-strength mortar such as Type N will bring its own advantages in many cases. As a rule of thumb, use Type N unless there is a structural, mortar-unit compatibility or other reason to consider the use of a higher- or lower-strength mortar.

Developing a Quality Assurance Program for Masonry Mortar

A comprehensive quality assurance (QA) program prescribes policies and requirements that ensure a project's success for the architect, building team, and owner. While most project contracts clearly spell out strategies for QA, strategies for specific narrow-scope components such as masonry mortar are often ill-defined or excluded. In situations where a large number of organizations and products are involved in a single project, the importance of individual components like mortar can be overlooked—with detrimental results—if a QA program is not spelled out explicitly.

When developing a QA program for masonry mortar, expectations of the owner (both explicit and implicit), as well as general project parameters, including the structure's function, environment, budget constraints and life-cycle considerations, must be taken into account. The establishment of general quality objectives at the outset of project development is the foundation for sound QA for the overall project and individual components.

Preconstruction Planning

Effective building teams count on a good flow of communication. Architects and other specifiers should play an active role in the planning process. Preconstruction planning should include a full review of all plans by the mason contractor, who will submit any changes or corrections in writing to the appropriate member of the building team. Later in the process will come submittals and mockups, which confirm the correct choice of materials and the capability of the mason to produce the desired quality and aesthetics. Finally, scheduling should take into account all components of each phase of construction, and any schedule changes should be communicated throughout the project.

Key Components of a QA Program

While QA programs are unique from project to project, there are a number of essential elements common to all successful QA efforts. Some of the key elements are typically presented in the general provisions of contract documents, while others—especially those specific to masonry mortar—must be defined explicitly.

As part of any QA program, quality policies set forth minimum standards for all materials in the project. Administrative responsibilities and procedures are established to ensure a smooth flow of information, and records retention procedures keep stored information consistent and easy to manage and locate. Procedures are established for identifying and implementing corrective action as part of quality control.

Getting Specific: QA and Masonry Mortars

In a QA program that monitors use of masonry mortars, procedures for review and approval of submittals must be established.

Submittals (and their subsequent approval) ensure that the specifier's requirements are met regarding construction materials and procedures. Mortar submittals should confirm that mortar contains the specified materials, is of the proper mortar type, and conforms to project-specific requirements like color, climate considerations, etc. Each project will require a different level of documentation, testing and sampling. In general, letters from the manufacturer certifying materials, and from the contractor pledging to proportion the materials as specified, are sufficient.

Also key to masonry-specific QA is the establishment of quality control requirements for masonry mortars, as well as responsibility for evaluation of test and inspection reports. (More information on testing is included later in this unit.)

Quality Control as Part of a Quality Assurance Program

While QA is the overall process that helps ensure a successful project, quality control (QC) is a valuable component of that process, one that compares the quality of work with established standards and dictates appropriate action. There are four key components of QC: inspection, testing, evaluation and corrective action.

A "closed loop" approach forms the basis for effective QC. In a closed loop approach, accountability and reporting ensure that every time a project component is inspected or tested, the results are evaluated and, if necessary, corrective action is taken. Plans are modified and the resulting changes in the construction process are carried out, once again evaluating the results to determine if further action is necessary. The same is true for the construction process itself: the QC continues, with communication about each inspected or tested component traveling in a loop until the evaluated results are acceptable.

Inspection

As the saying goes, "don't expect what you don't inspect." This applies directly to masonry inspections, which are governed by the *Building Code Requirements for Masonry* (ACI 530/ASCE-5/TMS 402). The Code requires different levels of minimum inspection depending on the building use and design procedures. Any agency providing testing and inspection services must be accredited under ASTM C1093, the *Standard Practice for Accreditation of Testing Agencies for Unit Masonry*.

Inspections of volume proportion in masonry mortars provide instant results, so contractors can make changes to the mix on-site and avoid costly problems down the road. An inspector should monitor the proportions of sand to the cementitious material, whether it is mortar cement, masonry cement or a portland cement-lime mixture. Water monitoring will be supervised by the mason, who will adjust water levels to produce the desired level of workability. It is neither necessary nor desirable to limit water content of mortars by specification or inspection as with concrete. A more flowable mortar with higher water content typically provides improved bond and performance over a stiffer mortar with lower water content (made with the same materials). Inspectors also should be familiar with hot and cold weather requirements for masonry.

Testing

Masonry mortar QA programs require testing to perform two functions: to qualify mortar materials, and to perform quality control of mortar. Understanding the difference between these two functions, and the variety of tests performed to achieve each function, will reduce mistakes commonly made in the field.

Qualification of masonry mortar materials must be established prior to construction. Two different approaches are allowed by the *Standard Specification for Mortar for Unit Masonry* (ASTM C270). One qualifies the materials under property specifications; the other qualifies the materials under proportion specifications. If the property specification method is not chosen, the proportion specification method applies.

For field QC of mortar, inspection is typically the most timely and effective quality control procedure. Observation of batching and mixing procedures provides real time information and immediate corrective action. Requiring use of a volumetric measuring device can improve accuracy of sand proportioning. If desired, field testing as outlined by the *Standard Test Method for Preconstruction and Construction Evaluation of Mortars for Plain and Reinforced Unit Masonry* (ASTM C780) can be used. Some of the prescribed tests measure properties of plastic mortar, but the most effective and reliable tests measure the aggregate ratio and water content of mixed mortar, providing an accurate evaluation of site-proportioned mortar materials.

Misconceptions about the appropriate use and value of ASTM C270 and ASTM C780 cause the most common errors in field testing of mortars, as explained below in greater detail.

Evaluation and Corrective Action

Following the “closed loop” QC process, each inspection and test report should be evaluated, and appropriate (sometimes corrective) action should be taken. Even when results indicate that no corrective action is needed, the reports should be filed according to records retention policies outlined in the QA program.

Corrective action will not always mean a change in materials or procedures; it may at times mean the original criteria is incorrect, and the standards of measurement or the testing procedures must be changed. Working with the building team from the outset of a project, and keeping lines of communication open in all directions, will help reduce situations where major changes are needed.

ASTM Specifications: Their Role in a QA Program and in Quality Control Procedures

Clearly, testing is an important part of quality assurance, and of quality control measures performed on-site during construction. Some common misconceptions about field testing include designating an incorrect test to be performed, or improperly executing a correctly specified test. Properly conducted field testing must be preceded by the correct specifications and preparations, and care should be taken to perform the most appropriate test.

ASTM C270: Standard Specification for Mortar for Unit Masonry


Architects and other specifiers must be familiar with ASTM C270, *Standard Specification for Mortar for Unit Masonry*, the standard that governs masonry mortars. The specification addresses mortars for reinforced and non-reinforced unit masonry structures, and covers the four mortar types: M, S, N and O. (For more information on choosing a mortar type, see Table 2 on page 198.) The specification sets out acceptance criteria for mortars, whether they are mixed using masonry cement, mortar cement, or a portland cement-lime combination.

The standard also addresses two methods of specifying mortars, proportion or property specification requirements. Specifiers must choose one or the other method, never both. If neither is chosen, the proportion specifications apply. If proportion specification requirements are used, no mortar tests are required. The mortar must consist of a mixture of materials meeting proportion specifications outlined in ASTM C270 (see Table 1 on page 198).

If property specifications are used, mortar compressive strength testing (as well as testing of other properties) will be performed to determine whether the laboratory-prepared mortar meets the compressive strength as outlined in ASTM C270. The mortar is mixed and tested under laboratory conditions with specific mixing procedures, dry sand, exact water proportions, and ideal curing conditions to determine whether the “recipe” that will be used for the field mortar has all the required properties (see Additional Required Reading).

ASTM C780: Standard Test Method for Preconstruction and Construction Evaluation of Mortars for Plain and Reinforced Unit Masonry

A second standard that architects and other specifiers should be familiar with is ASTM C780, *Standard Test Method for Preconstruction and Construction Evaluation of Mortars for Plain and Reinforced Unit Masonry*. The standard provides test methods to ensure that the field mortar meets the recipe that was either selected from ASTM C270 proportion specifications, or determined in the laboratory to conform with ASTM C270 property specifications.



Masonry is often the sensible choice for schools, offering versatility, performance, affordability and easy maintenance—not to mention style. At North Whidbey Middle School in Oak Harbor, Wash., sunlight plays off the school exterior, enhancing its rich colors. Architects: DLR Group. Photo by Chris J. Roberts.

Preconstruction evaluation of mortars establishes expected test values for site-produced mortars. Construction-site testing for QC provides a means of evaluating the mortar’s conformance with specified proportions or proportions established by laboratory property specifications. When construction-site testing is desired, specifiers should use ASTM C780.

Recommended Test Methods

The recommended test methods for field quality control are outlined in ASTM C780: the mortar aggregate ratio test (Annex A4) and the mortar water content test (Annex A5). The mortar aggregate ratio test provides a means to “identify, measure, evaluate, and control differences which may be expected to exist between laboratory and jobsite mortars.” When used together, the two tests provide a powerful QC measure of field mortars, providing an accurate comparison to preconstruction laboratory proportions.

Avoid the Most Common Testing Mistake

One of the most common mistakes made is to test the compressive strength of field mortars (defined by ASTM C780) as a quality control measure and expect conformance with the property requirements set forth in ASTM C270. This is done even though ASTM C780 clearly dictates against the practice:

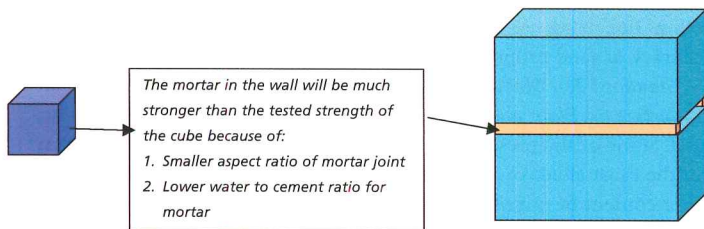
This test method [compression testing] establishes testing procedures for determining compressive strength of preconstruction and construction [field] mortars. Strength values for mortars obtained through these testing procedures are not required, nor expected, to meet strength requirements of laboratory specification C270 mortars.

A number of conditions cause compressive strength of field mortar to differ from compressive strength measured in the laboratory under ASTM C270 specifications.

First, mortar mixed in the field will not contain the same amount of water as the laboratory specimen; standard practices (and ASTM specifications) allow masons to adjust water levels on-site to achieve optimum workability. A variety of situations, including environmental conditions that vary from lab to site and from day to day, can result in a difference in water level large enough to skew test results. Second, these environmental (weather) differences can affect the compressive strength of test specimens. Third, the sizes and proportions of test specimens vary greatly from mortar joints in the field, making a fair comparison difficult. Finally, laboratory specimens also include mechanical effects that lower their perceived compressive strength. These factors combine to make it nearly impossible to achieve accurate compressive strength comparisons from field to lab.

Conclusion

Solid testing procedures are an essential part of quality control, and good quality control procedures are a critical part of quality assurance. Use the tools offered in this unit to assist in creating a quality assurance program for mortars. ■



Contrary to popular belief, mortar cube test results do not equal in-place mortar strengths.

Resources and Technical Assistance

The Portland Cement Association offers a wide variety of resources on masonry mortars, including case studies, technical reviews, specification guides—even personal consultation. For more resources or technical assistance with masonry mortars, contact PCA at 847.966.6200 or visit www.cement.org/masonry.

Click for Additional Required Reading

As part of this learning activity, you are required to read additional materials. To access the material online, go to archrecord.construction.com/resources/conteduc/. To obtain a faxed copy, contact PCA's masonry team at 847.966.6200.

LEARNING OBJECTIVES

- Possess an increased knowledge of the properties and uses of various types of masonry mortars.
- Recognize the prescribed standards used to measure the quality and performance of masonry mortars.
- Use your new knowledge to develop a masonry mortar quality assurance program that can be applied to your future projects.

INSTRUCTIONS

Refer to the learning objectives above. Complete the questions below. Go to the self report form on page 214. Follow the reporting instructions, answer the test questions and submit the form. Or use the Continuing Education self report form on *Record's* website—archrecord.construction.com—to receive one AIA/CES Learning Unit including one hour of health safety welfare credit.

QUESTIONS

- Q:** 1. Cementitious materials for masonry do not include:
- A:** a. masonry cement
b. portland cement and lime
c. mortar cement
d. plastic cement
- Q:** 2. Bond performance criteria is included in the standard specification for which of the following cementitious materials:
- A:** a. masonry cement
b. portland cement and lime
c. mortar cement
d. plastic cement
- Q:** 3. Usually, after a mortar has hardened it will:
- A:** a. grow in volume
b. experience a slight shrinkage
c. stay exactly the same size
d. shrink first, then expand
- Q:** 4. Which of the following item(s) have little or no impact on mortar color:
- A:** a. careful measurement of materials and thorough mixing
b. color of cement and sand
c. compressive strength and permeability
d. tooling at like degrees of setting
- Q:** 5. Type N mortar can be made from which cementitious material(s):
- A:** a. only portland cement and lime
b. only masonry cement
c. only mortar cement
d. any of the above
- Q:** 6. Under ASTM C270, Standard Specification for Mortar for Unit Masonry, mortars are specified by the following approach(es):
- A:** a. only the property specification is allowed by this standard
b. only the proportion specification is allowed by this standard
c. the property and performance specification must be used together
d. either the property or performance specification can be used, but not both
- Q:** 7. The least effective quality control procedure for masonry mortars on the job is to conduct:
- A:** a. mortar aggregate-ratio tests
b. inspection of batching procedures
c. compressive strength tests
d. all of the above are equally effective
- Q:** 8. ASTM C270, Standard Specification for Mortar for Unit Masonry, should not be used:
- A:** a. to prepare for construction prior to starting the project
b. in the lab
c. for compressive strength testing
d. during construction to test mortars at the job site (field QC)
- Q:** 9. Proportion specifications in ASTM C270, Standard Specification for Mortar for Unit Masonry, do not provide the following:
- A:** a. limits for how much cementitious material to use by volume
b. limits for how much cementitious material to use by weight
c. appropriate cementitious material or combinations thereof to use for each mortar type
d. limits for how much aggregate to use
- Q:** 10. Choose the one true statement that shows why the compressive strength of lab-mixed mortar (the “recipe”) should not be compared with compressive strength of jobsite mortar:
- A:** a. the two mortars have the exact same water content
b. lab test specimens and joints are the same size and shape
c. lab-mixed mortar will not have the same strength as mortar on the job
d. curing conditions are the same



5420 Old Orchard Road
Skokie, Illinois 60077-1083
847.966.6200 Fax 847.966.9781
www.cement.org

CIRCLE 66 ON READER SERVICE CARD OR GO TO WWW.LEADNET.COM/PUBS/MHAR.HTML

Real Challenges. Real Solutions.

Outlook 2004 Executive Conference

October 22-23, 2004
Washington, D.C.
www.construction.com/event/

Once a year, executives from major building product manufacturing firms, design and contracting firms, and industry associations come together to get the vital information they need to solve real business challenges.

Get a first-hand view of industry trends and the economic forecast that will affect the construction market in 2004. Join us in Washington for the 65th annual Outlook Executive Conference.

Space is limited – Register for the
Outlook 2004 Executive Conference today.

McGraw Hill
CONSTRUCTION
Dodge
Sweets
Architectural Record
ENR
Regional Publications

For more information, to register
or for sponsorship opportunities,
go to:
www.construction.com/event/
call:
(866) 727-3820
email:
andrea_pinyan@mcgraw-hill.com

The McGraw-Hill Companies



Philip Johnson's Glass House. Photograph © Richard Payne, FAIA

ANDERSEN WINDOWS PRESENTS **Architects' Widening View of Windows:
Technical Advances Elevate the Role of Fenestration**

CONTINUING EDUCATION

Use the learning objectives below to focus your study as you read **Architects' Widening View of Windows: Technical Advances Elevate the Role of Fenestration**. To earn one AIA/CES Learning Unit, including one hour of health safety welfare credit, answer the questions on page 171, then follow the reporting instructions on page 216 or go to the Continuing Education section on archrecord.construction.com and follow the reporting instructions.

LEARNING OBJECTIVES

- After reading this article, you should be able to:
- Trace the evolution of windows and design and how our culture is shaped and reflected by the use and design of windows.
 - Understand the importance of taking a holistic approach to fenestration design to consider the historical, social, and cultural context.
 - Understand how technological advancements redefine what is possible in design and integration of the window components.


“The history of architecture is the history of the struggle for the window,”

Le Corbusier, the master of modernism, said in 1929. If Le Corbusier were alive today, he would find that struggle rages on, with the design and performance of the contemporary window reaching far beyond his imagination. Now instead of considering a window as an opening in a wall for light or ventilation or view, an architect is driven to consider the use of glazing as a defining factor in building design and performance. It's a much more daunting and complicated task — but ultimately a more challenging and rewarding one.

A recent exhibition entitled “Picture This” at the National Building Museum in Washington, D.C., put it this way: “Windows now go well beyond being simple devices that let in light and air. Today they function as integral components of complex building envelopes, selectively filtering aspects of the larger environment. As manufacturers have developed new technologies to improve visibility, security, and comfort, windows have become elements of sophisticated systems that control light, ventilation, moisture, dust, sound, and even infrared and ultraviolet light.”

Most architects are familiar with the state-of-the-art contemporary window. What needs to be pondered is that no other building component has had such a significant impact on design — exterior form, perception of space, relation to exterior space, building performance, exterior and interior detail. The most obvious may be appearance. “The shape, character, and construction of the window have an enormous effect not only on how our buildings work and how it is to live in them, but also how they look,” said Howard Decker, curator at the National Building Museum. “Technological development has been a very significant factor in the 20th century dialogue between the window and architecture and now we can make a window look like anything. The question is: what should a window look like?”

Manufacturers today offer architects more options for window design than ever before to address what a window may look like as well as what it can do — infinite degrees of transparency, dozens of framing and opening choices, insulating alternatives, and security features. Thermally, windows compete with insulated walls in terms of the ability to reduce heating and cooling loads. So, in essence, the window has been dissolved into the wall and visa versa.



Window cross-sections show today's advanced window technology and design. (Left — right) Vinyl clad-wood casement window provides all-weather protection and energy efficiency; double-hung window features wood interior/composite material exterior for beauty, design and performance; new impact-resistant, energy-efficient glass provides comfort and protection in harsh conditions.

This new high-performance contribution of the window isn't a given, however, but must be integrated with the total building performance. Climate, site, building orientation, glazing area, and location are considered extremely important. In other words, only a holistic approach to building design promotes energy efficiency. The fenestration design must also consider HVAC system type and efficiency, utility type and rates, internal loads, window area and orientation, and shading. Determining realistic building performance values requires use of valid performance values of window assemblies for modeling studies. The emphasis on performance-based design, as well as appropriate material and manufacturing processes, may ultimately promote the realities of sustainable architecture.

But back to window technology. To understand where we are, it's important to see where we've come from and how rapidly technology has progressed, particularly in the 20th century. It's also intriguing to try to sort out the chicken-and-egg question about social needs and technology — do our needs push technological development or does technology often precede our mass cultural yearnings? The glass and window industry offers some fascinating insights into social and cultural as well as architectural history.

Manufacturing Glass, First

Since the earth was formed, glass has been made naturally — by high-temperature conditions cooling and solidifying rapidly, like volcanic eruptions, lightning strikes, or the impact of meteorites. Stone-age man used cutting tools of natural glass called obsidian. Glass was first "discovered" by Phoenician merchants around 5000 B.C. While transporting stones of nitrate, the merchants rested cooking pots upon the stones, which eventually mixed with sand on the beach and formed an opaque liquid. The earliest man-made nontransparent glass fragments date back to the 16th century BC and were found in Mesopotamia. A major breakthrough in glassmaking was the discovery of glassblowing some time between 27 BC and AD 14, attributed to Syrian craftsmen.

The Ancient Romans were the first to use glass for architectural purposes, with the discovery of clear glass (through the introduction of manganese oxide) in Alexandria about AD 100. Although of poor quality, cast glass windows appeared in the most important buildings in Rome and the luxury villas of Herculaneum and Pompeii. With the decline of the Roman Empire, progress in the field of glassmaking techniques slowed, however, without any major improvements made until the Middle Ages.

In the 11th century, Germany produced the first glass sheets by a technique that was further developed in the 13th century by Venetian craftsmen. By blowing a hollow glass sphere and swinging it vertically, gravity would pull the glass into a cylindrical "pod." While still hot, the ends of the pod were cut off and the resulting cylinder cut lengthways and laid flat. Panes of sheet glass, known as crown glass, would be joined with lead strips and pieced together to create windows. At that time glazing was a great luxury, mostly reserved for palaces and churches. Most buildings had small windows and dark and dank interiors. It was more typical for the openings to be shuttered and covered with oil and paper. Large-scale production of sheet glass — enough to bring

the development of the manufactured windows industry — didn't occur until the mid 1700s, and even then only the wealthy could afford them.

Innovative Glassmaking Techniques

The Industrial Revolution came and in the span of just two centuries window technology traveled through light years, so to speak, with major implications for architecture. The production of flat glass by breaking and spinning a blown globe gave way to the glass cylinder, blown by using compressed air, which could be slit lengthwise, reheated, and allowed to flatten on an iron table under its own weight. Although the natural fire finish was destroyed on one surface the final

product, still far from being truly flat, was flatter than crown glass. Output increased dramatically. By mid 1800s the world was astonished by the design of the Crystal Palace in London, made with 300,000 sheets of cylinder-blown glass set on a lightweight iron framework, a building that is often considered a precursor of the modern movement.

Fundamental to the great increase in glass output was the introduction of the regenerative furnace. Higher temperatures sped up melting times. The conversion of the old siege floor into a vast tank into which the materials directly flowed allowed the continuous production of molten glass. Windows and window frames were still crafted by hand, but with increased glass production, they became available to a much broader segment of the population.

The late 1800s marked a time of rapid change in domestic architectural styles — some regionally based, some revivalist styles borrowed from Europe, and others more esoteric American inventions. It's fair to say, however, that the window was not a major determining influence in the design of a house. Whether articulated in the language of Beaux Arts, Queen Ann, Tudor, or Craftsman, punched openings in the masonry or timber-framed facades provided minimal visual exposure or ventilation from exterior to the inside and were primarily part of the artistic language. In certain areas, there was a tendency to employ regionally appropriate designs, tall windows that encourages natural ventilation in the south (the French Colonial) and thick walls of adobe, flat roofs, and minor window fenestration in the southwest (the Spanish Colonial) to protect from the intense sun.

Window fenestration on commercial buildings followed that of residential structures, with relatively small punched holes conforming to the overall stylistic architectural expression. Windows were operable, providing natural ventilation and often set deep in the façade and separated by thick piers, a style which characterizes Richardsonian buildings of that era. In the mid to late 19th century, commercial buildings with cast-iron facades presaged curtain-wall construction, and also much of the theory of skyscraper design. While still containing separate window units, these facades whet the appetite for a continuous glassy surface.

Curtain-wall construction, however, wasn't possible until after 1905, when a Belgian named Fourcault managed to vertically draw a continuous sheet of glass of a consistent width from the tank. Commercial production of sheet glass using this method commenced in 1914. Colburn refined this process, with the support of Libbey-Owens in 1917. The Pittsburgh Plate Glass Company (now PPG) updated the process's main features and it was used from 1928 until the company changed to the float glass manufacturing process decades later.

In 1909, the world saw the first example of steel mullioned, strip-windows and uninterrupted steel spandrel façade in the Boley Building in Kansas City. Designed by Louis S. Curtiss, its walls were enclosed by continuous bands of glass, accented slightly by glazed doors, above painted steel spandrel strips. One other remarkably advanced buildings of its time still stands in San Francisco as a monument to the use of boldly scaled glass. The seven-story Hallidie Building (1917-1918), designed by Willis Polk, is all glass with the exception of four fanciful bands of superimposed cast-iron decoration and fire escapes.

The vanguard of the International Style was emboldened by these advances in window technology. Ludwig Mies van der Rohe, Philip Johnson, Richard Neutra, and others gained prominence in their commercial work by using great expanses of glass to announce that a building's structure no longer needed to be displayed in the building's exterior facade. Then they seized the opportunity to test their modernist theories at the residential scale, creating three-dimensional tributes to the invention of plate glass. In 1938, Richard Neutra designed the "windshield" house for a wealthy family on Fishers Island, New York. Huge sheets of plate glass in metal frames gave the owners sweeping panoramic views.

The Modernist aesthetic of immense slick glass architectural surfaces could filter into the public domain most rapidly with new technology. It was the float process developed after the Second World War by Britain's Pilkington Brothers Ltd. and introduced in 1959 that combined the brilliant finish of sheet glass with the optical qualities of plate glass. Molten glass, when poured across the surface of a bath of molten tin, spreads and flattens before being drawn horizontally in a continuous ribbon into the annealing lehr. The post-war residential building boom brought a newfound consumer interest in the "picture window." Homeowners not only liked the modern style, but also the views and daylight the large windows afforded.

The Hermetically Sealed Building

It's hard to talk in generalities, yet trends can be identified in mid to late 20th century growth: suburbanization, increased density, conformity and standardization of design for middle-class home, glassy and tightly sealed boxes for offices and business. The picture window and the great sheets of plate glass in residential, commercial, and public buildings provided fabulous views and daylight but closed up the buildings to natural ventilation. Advances in heating, air conditioning and ventilation systems followed,



PICTURE THIS: Windows on the American Home

THE NATIONAL BUILDING MUSEUM
WASHINGTON, D.C.

Picture This: Windows on the American Home explores 200 years of the cultural, aesthetic, and technical accomplishments of windows at the National Building Museum in Washington, D.C. (through August 11th). This exceptionally informative, yet accessible, exhibition was conceived and sponsored by Andersen Corporation in celebration of its 100th anniversary.

Picture This explores several themes, each of which elucidates the defining role windows have played in the design and culture of the American home. History meets theory, and invention meets critique, in a robust multimedia presentation — including film and video clips, models, photographs, advertisements, historic artifacts, and a lucid and graphic timeline. The exhibition examines the extent to which technological invention has determined architectural form — before the Industrial Revolution made the dependence transparent — has not often been analyzed outside of academia without being arcane.

For more information contact The National Building Museum www.nbm.org or The Minnesota History Center www.mnhs.org.

ironically leading to the loss of design skill in the use of windows for daylight and ventilation. The technological advances produced a "higher standard of living," but in the process the building occupant's relationship with the natural environment was cut off. The building became a machine for living, but the interior and exterior spaces were isolated one from the other. Again, we're talking cultural attitudes here, in the 1950s and 1960s, when energy sources were plentiful and cheap. Environmental issues revolving around the orientation, size, and shape of windows in a building in relationship to its site and climate sunk deep in many architect's consciousness. The environmental behavior of windows was recognized and studied, but not as an urgent priority.

Then came the energy crises of the 1970s when prices skyrocketed. The net cost of a window unit was, in effect, increased because its performance in many designs added to the operating expense of the building. Architects and engineers responded and energy-conscious design gained momentum. Of interest were innovative schemes for day lighting, solar heating and shading in buildings, natural ventilation, and active energy-generating systems such as photovoltaics. Percolation of these design theories into the construction industry, however, proved an ambitious task. When energy prices evened out, smooth skinned glass and steel boxes without operable windows or external sunshades and endless housing tracts developed without regard to site and climate once again became economical and passive solar solutions were nearly abandoned. Only now, with renewed emphasis on sustainable architecture are some of these theories once again seeing the light of day. Yet, the seeds of a different design method were planted. Even the federal government got involved, and in the 1980s promoted the Building Energy Performance Standards, which promoted a performance-based evaluation of a building's design rather than a prescriptive basis.

At the same time, manufacturers of building components remained concerned with environmental issues, anticipating further world energy resource complications in the future. Window manufacturers offered product solutions. "Thirty years ago, windows were the weakest link in the wall or in the building in terms of thermal energy," says Steve Selkowitz, of Lawrence Berkeley Laboratories, a government agency that has long studied energy use in buildings. "The idea was don't use them or make them as small as possible."

Advances came quickly — single-glazed; double-glazed; triple-glazed; gas-filled insulating glass; quantified heat gain and loss, through conduction as well as infiltration and solar heat gain, using advanced modeling of building performance.

"Now," Selkowitz says, "windows compete with insulated walls in terms of reducing heat and cooling loads."

High performance today is dependent on the entire window assembly, not just the glazing. Since frame and sash materials account for 10 to 30 percent of the total window area, materials have a significant effect on overall performance. Window frames have evolved dramatically from the lead strips that held panes in primitive wood frames. Now they are generally made of wood, vinyl, aluminum, and composites. Materials are now being combined to increase weathering capability, improve structural performance, and reduce maintenance. The material choice has significant performance implications as well as a dramatic impact on the fenestration aesthetic.

A lot of guesswork has been removed from window design and specification in areas of the country vulnerable to extreme forces of nature. Coastal states have been hammered in recent years by more extensive and severe damage from hurricanes and tropical storms, prompting local governments and insurance companies to require protection in the form of shutters, screens, or impact-resistant glazing and frames. After Hurricane Andrew pounded Southern Florida in 1992, the state implemented stringent codes, requiring many new homes within varying proximity to the coast to have impact-resistant window systems. In response, manufacturers have developed a broad portfolio of products with impact-resistant laminated glazing and components to withstand higher design pressures. Social and cultural security concerns also demand sensitive design solutions to physical security requirements. Manufacturers are responding with window systems to withstand varying levels of physical force.



The Environmental Experiment Center (EEC) at the Science Museum of Minnesota in St. Paul followed a sustainable-design strategy and incorporates integrated energy-conserving technologies.



Clerestory windows help provide balanced day lighting. Environmental Experiment Center (EEC) at the Science Museum of Minnesota in St. Paul.

At the same time, window design aesthetics remain a critical part of the package. “The windows are not an eyesore,” says Steven Winter, architect and director of Steven Winter Associates. “Not a necessary evil. They are something we use for their technical performance as well as their psychological and visual performance....” In fact, Winter refers to decorative windows as “jewelry.”

Can the window industry go further? Yes, says Winter, but it’s a cost issue. “It used to be that double-glazing was an expensive option. Then it used to be that low-e coatings were luxury options. More and more I see the expensive higher-performance options becoming part of the mainstream. I think that will continue. These days, triple and quadruple glazing is that expensive option. Thermal breaks at the perimeter of glass are an expensive option. They will become the norm.”

Selkowitz goes a step further. “Windows are going to be better than the walls that house them. And then that becomes the end of the cycle. The window is no longer the poor cousin, but the rich cousin in the relationship between the fenestration and the opaque part of the wall.”

The Search for Sustainability

As architects search for sustainability in design, it demands a clear understanding of the basic principles of energy conservation. Designers must consider the appropriate use of glazing for the specific environmental challenges of each climate, site, and building design program. Appropriate material selection and sensitive manufacturing processes are considered in product selection. The iterative design process challenges the balance of design aesthetic, building form, window system, opaque envelope, internal loads, building operation, and climate to work in harmony with minimal impact on the environment.

The tenets of sustainable architecture are to integrate environmental technology, resource conservation, and aesthetic design. The ultimate goal, says James Wines in his book *Green Architecture* will be that a work of architecture “cannot be removed from a particular location without sacrificing its essential meaning.... Environmental thinking means that walls, facades, interior spaces, and the general materiality of a building — outside of their obvious contributions to architectural function — can be seen as much more than physical components in the manipulation of form and space. They become vehicles for the absorption and communication of contextual information. Within this revised perspective, the new

environmentalism is as much a social and psychological condition as it is part of an ecological initiative.”

It’s probable that in the near future, windows will be generating energy for the building in which they are placed. These architectural components will be part of a larger conceptual framework of intelligent buildings. Efforts in this direction are already surfacing.

For the Environmental Experiment Center (EEC) at the Science Museum of Minnesota in St. Paul, the client requested a sustainable-design strategy based on many factors, not the least of which was fenestration. Located a short distance from the Mississippi River, the design is an excellent example of an integrated design methodology. Minneapolis-based Barbour/LaDouceur Design Group bundled several energy-conserving technologies with the careful selection of environmentally friendly products to make the center a model of sustainability.

The client wanted a building “that produced more electricity than it used.” Barbour/LaDouceur enlisted the help of “energy allies” — experts in different areas of energy efficiency. The allies include a major Minnesota window manufacturer and The Weidt Group, a Minnesota-based consulting firm that provides sustainable-design assistance for high-performance buildings. “We believe this building had the potential to actually generate more energy than it required throughout the course of a year,” explains Kurt Gough, project architect. The team produced a working model of sustainability, which addressed issues of site, heating and cooling, day lighting and ventilation.

Photovoltaics (PV) on the south-facing roof and a ground-source heat pump system both contribute to reduce the annual energy consumption by 60 percent of code requirements. Double-hung windows balance conduction, solar loss and gain, and day lighting. Photo-sensors dim lights when natural light is available. In addition to the smart use of advanced technology, manually operated windows proved to be an excellent way to control indoor air quality.

Principal Janis LaDouceur explains the critical role that the windows played in the design of the 1,000-square-foot facility. “Operable windows connect people to the outside and encourage sensitivity of the environment,” she says. “Double-hung windows where both sash operate are the best. Air flows in and out of the rooms and through the top and bottom of the units.”

This design also invites inspection. It causes the visitor to stop and consider how the building is put together. For the center, the architects, working with a manufacturer, took custom window design far beyond the task of typical specifying. The majority of the window frames and sash are made of a proprietary product — a composite material of pine fibers saved from milling operations and a thermoplastic polymer. In a creative move, the architects also clad the ceiling within the building and the deck surrounding it with the same material. The result is a consistency of finish and material that further integrates interior and exterior space.

This leads back to our original question: What should a window look like? The word window itself derives from “wind-holes,” as early openings in buildings served primarily to supply draft, and emit smoke, from eternal fires. Metaphorically, the word windows represent ways to see the world. Television sets have been compared to windows, and we all are familiar with the popular computer program carrying that name. We anticipate a certain type of window in our home and at the office, for view, light, and, at least in the domestic setting, ventilation.

The design discussion needs to be expanded to include doors and roof windows as well as the traditional window. Merging technologies allow glass and other building components to perform multiple functions. Universal design principles suggest improved ways to interact with the glazed openings and the definition of the window evolves with our culture.

The challenge to contemporary designers of the built environment is to question the status quo and seek a greater interpretation of this ubiquitous architectural element. New construction and renovation each have unique challenges and opportunities for creativity, to define or recognize the design potential in the fenestration system. The window can continue to play a leading role in a dramatically changed architectural vocabulary, recognizing social, cultural, aesthetic, and environmental design determinants in their own right. ■

Click for Additional Required Reading

As part of this learning activity, you are required to read additional materials. To access the material online, go to archrecord.construction.com/resources/conteduc/. To request a faxed copy of the material, contact Robert J. Saxler, AIA at 651-264-5110 or email bsaxler@andersencorp.com.

LEARNING OBJECTIVES

- Trace the evolution of windows and design and how our culture is shaped and reflected by the use and design of windows.
- Understand the importance of taking a holistic approach to fenestration design to consider the historical, social, and cultural context.
- Understand how technological advancements redefine what is possible in design and integration of the window components.

INSTRUCTIONS

Refer to the learning objectives above. Complete the questions below. Go to the self report form on page 216. Follow the reporting instructions, answer the test questions and submit the form. Or use the Continuing Education self report form on *Record's* website — archrecord.construction.com — to receive one AIA/CES Learning Unit including one hour of health safety welfare credit.

QUESTIONS

- Q:** 1. Who designed the "Windshield" House on Fishers Island, New York in 1938?
A: a. Ludwig Mies van der Rohe
b. Philip Johnson
c. Richard Neutra
- Q:** 2. Curtain-wall construction was not possible until who was able to vertically draw a continuous sheet of glass of a consistent width?
A: a. Fourcault
b. Curtiss
c. Libby-Owens
- Q:** 3. The modern style of the "picture-window" was popularized with the production of glass using:
A: a. Double glazing
b. Crown glass
c. The float process
- Q:** 4. When did the federal government promote the Building Energy Performance Standards?
A: a. 1960's
b. 1970's
c. 1980's
d. 1990's
- Q:** 5. High performance is dependent on the entire window assembly, not just the glazing.
A: a. True
b. False
- Q:** 6. Which feature at the Environmental Experiment Center in Minnesota balance conduction, solar loss and gain, and day lighting?
A: a. Photovoltaics (PV)
b. Double-hung windows
c. Photo-sensors in the light fixtures
d. Operable windows
- Q:** 7. The frame and sash account for how much of the total window area?
A: a. 5 to 15 percent
b. 15 to 25 percent
c. 10 to 30 percent
- Q:** 8. Early man used cutting tools made of a natural glass called:
A: a. Quartz
b. Manganese oxide
c. Obsidian
- Q:** 9. The early discovery of glass blowing is attributed to the:
A: a. Phoenicians
b. Syrians
c. Venetians
- Q:** 10. At the Environmental Experiment Center in Minnesota, which feature in addition to a ground-source heat system, contributes to reducing the annual energy consumption by 60% of code requirements?
A: a. Photovoltaics (PV)
b. Double-Hung Windows
c. Photo-sensors in the light fixtures
d. Operable windows

About Andersen Windows

Andersen Windows is a wholly owned subsidiary of Andersen Corporation. Andersen Corporation, the world's largest manufacturer of wood windows, patio doors, and storm doors, celebrates its 100th anniversary in 2003. The company is privately owned and has a strong history of commitment to its business partners, employees, community and environmental stewardship.

Andersen introduced the nation's first factory-produced window frames 100 years ago. In the ensuing years, the company has built one of the strongest brands in the window and door industry known for its superior performance, reliability, and integrity.

Located along the St. Croix River in Bayport, Minn. since 1913, Andersen was founded in 1903 across the river in Hudson, Wis., by Danish immigrant Hans Andersen and his family, who named the new business Andersen Lumber Company. The name was changed to Andersen Corporation in 1937. In 1904, the company began mass-producing window frames in

standardized sizes on an assembly line, nine years ahead of Henry Ford's similar system for automobiles.

Andersen has grown to be an international enterprise employing more than 8,000 people in 32 locations across the country. The company's ability to design and manufacture windows and doors quickly and to turn houses into homes has earned Andersen a worldwide reputation as the window of choice among homeowners.

In its 100 years of leadership, Andersen has earned its reputation as a principled company that stands on its promise to deliver beautiful, enduring solutions. Andersen Corporation manufactures affordable and reliable windows and doors for residential home construction, high-end products for executive-level homebuilders, and products for light commercial building construction. For more information call 1-800-426-4261 (reference #3018) or go to www.andersenwindows.com.




800.426.4261

www.andersenwindows.com

CIRCLE 67 ON READER SERVICE CARD OR GO TO WWW.LEADNET.COM/PUBS/MHAR.HTML

Sky Light.



The sky can determine our mood. Similarly, the ML™ glows with gentle color and perfectly balanced light that can subtly enhance our attitudes and alertness throughout the working day. Minimalist design and T5 lamping options put your interior design in its proper light and help to create a natural, beautiful interior space.

ML's MicroGrid diffuser and patented light chamber design prevent tiresome screen reflections and create an impression of enhanced interior brightness.

What could be a better balm for weary workers?

Learn more about how ML can enhance your next project by visiting the ML microsite at www.zumtobelstaffusa.com/mellowlight or call us at 1-800-932-0633

Design by Studio & Partners

CIRCLE 68 ON READER SERVICE CARD
OR GO TO WWW.LEADNET.COM/PUBS/MHAR.HTML

ZUMTOBEL STAFF
THE LIGHT [®]

Lighting

Designers with an interdisciplinary approach embrace lighting as a linchpin of dynamic interiors

BRIEFS

The winner of the Radiance Award

from the International Association of Lighting Designers in May was the lighting of the Massachusetts Institute of Technology Building 7 renovation by lighting designers Steven Rosen and Kathy Abernathy, with architect EYP. The installation led a roster of 16 award-winning projects. For details and photos of all the winners, go to www.iald.org.

In recognition of the growing importance of sustainable design

within the profession of architectural lighting, in 2004 the IALD will institute its first awards for sustainability, in addition to bestowing honors in seven categories. The entry deadline for the 21st annual awards competition is December 1, 2003.

CONTENTS

175 Creative Uses

176 Nike Showroom

Jump Studios

182 Hungerford Bridge

Speirs and Major Associates

186 SEA

Charoonkit Thahong

189 Lighting Products

Designer Charoonkit “Kit” Thahong has built a career shuttling between the virtual and architectural worlds. After training in industrial design in his native Thailand, he worked as a graphic designer for advertising and packaging clients in Bangkok. In 1997, he emigrated to the U.S. to attend graduate school at Parsons School of Design in New York City, where his studies in environmental design took a turn toward multimedia graphics at the height of the Internet boom. In 1999, Thahong joined digital powerhouse R/GA as a programmer, where he continues to develop Web sites for clients, including Ericsson and Nike.

Thahong’s passion for the cuisine of his Thai culture and his background in multiple design disciplines, landed him the assignment to create Spice, a restaurant on Manhattan’s Upper East Side, several years ago. From its logo to lighting, the restaurant reflected Thahong’s top-to-bottom approach to integrated design. Recently, Thahong also made the leap to the entrepreneurial side of the restaurant business, as the owner—and designer—of the Manhattan eatery United Noodles.

The landscape of light that Thahong created for the restaurant SEA in Williamsburg, Brooklyn (right), employs zones of colored illumination to define the cavernous space. A fan of “reclaimed” fixtures, he punctuated the restaurant with off-beat luminaires that include a retro, swing-arm lamp that once held sway in a hospital operating room.

The two-year-old London firm Jump Studios brings together a team with similarly diverse backgrounds. Employees who have worked as graphic, furniture, and industrial designers join colleagues who have tackled projects at leading architectural firms, including Michael Hopkins. Complemented by a sister branch in Brescia, Italy, the studio has completed projects as diverse as interiors and lighting for a London hair salon and new packaging for an ice cream brand. For Nike’s London headquarters, the team used industrial resin and sports-rubber surfaces to evoke the client’s technological approach to its own product design. For the lighting effects and fixture profiles it was seeking, the studio worked with a major lighting manufacturer to customize fixtures already in its line. Such tweaking of lighting as an essential element of interior architecture helped the Jump Studios think—and leap—outside the box. *William Weathersby, Jr.*



TECH trak™

Tech Lighting's Tech trak™, the first-ever hand-bendable line-voltage track lighting system.

The revolutionary design features a sleek metal track that can be curved in the field to form practically any shape, while simultaneously providing powerful and versatile illumination options.

Tech trak™ — it's track lighting with a twist.

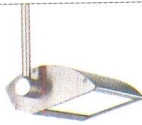


Tech trak™ - winner of the Lightfair 2003 Design Excellence Award for most innovative new product



breeze

Ceramic Metal Halide	CMH T4.5	CMH PAR30 Long
Incandescent	PAR30 Short	PAR30 Long



gamma

Ceramic Metal Halide	CMH T4.5
Incandescent	T3



omega

Ceramic Metal Halide	CMH T4.5	CMH PAR20	CMH PAR30 Long
Incandescent	PAR20	PAR30 Short	PAR30 Long



sportster

Ceramic Metal Halide	CMH PAR20	CMH PAR30 Long			
Incandescent	PAR16 GU10	PAR20	PAR30 Short	PAR30 Long	PAR38




spot

Ceramic Metal Halide	CMH PAR20	
Incandescent	PAR20	PAR30 Short

A Canadian architect explores perception with an installation called *Artificial Light*

Lighting, perception, and architectural transparency are special areas of investigation for Montreal architect Hal Ingberg. Recently, he was the latest of 12 young architects who have been invited by the Canadian Centre for Architecture in Montreal to create an installation exploring current ideas in architecture by entering into a dialogue with the interior of the center's historic



Shaughnessy House. Ingberg's installation, *Artificial Light*, which was presented from October 2002 through June 2003, was a work of conceptual simplicity and destabilizing perceptual effect.

Artificial Light built upon Ingberg's longstanding research into the nature of material and spatial seamlessness, and his interest in the perceptual potential of glass. It explored how the surfaces of floors, walls, and ceilings can be dematerialized by an orchestrated play of space, electric light, and colored, semireflective glass surfaces.

Set amid the traditional architectural details of the center's spaces, Ingberg's work presented a 48-foot-long tunnel constructed of yellow-green reflective glass on all

sides. Measuring approximately 6 feet tall by 3 feet wide and running through two doorways of three adjacent rooms, the enclosed tunnel invited patrons to pass through and around it as changes in lighting altered their perception of the enclosure and its surroundings.



The juxtaposition of the glass installation, which was lit from inside by exposed linear fluorescents, and the darkened rooms within which it sat established dual optical impressions when viewed from outside the glass tunnel. At times, the installation appeared to glow like a lantern. The apparent thickness or opacity of the semireflective glass as experienced within the enclosure appeared to have perceptually metamorphosed into a thin, diaphanous membrane once viewers passed outside it.

For the installation, Ingberg specified six 4,100K fluorescent lamps with programmed electronic ballasts along the overhead glass surface. The

ballasts were visually separated from the lamps by placing them above the glass ceiling inside custom aluminum cases. The ballast cases then connected to a 1.5-inch-diameter aluminum electrical wire way, which ran the length of the tunnel and then connected to a single ceiling outlet via discreet wiring. "The intention was for the lamps themselves to have a sculptural quality, emitting a bright white light," Ingberg says. The fluorescents gave the yellow-green glass an otherworldly glow.

The lighting was placed on timers. Every 2 minutes, the lighting within the tunnel was turned off for 20 seconds and the standard lighting outside the tunnel in the gallery space was turned on.

Like a house of mirrors, the



installation created a social spectacle. Patrons within the tunnel became unwitting performers for those standing in the darkened space outside. When the lighting within the tunnel was turned off, the roles were reversed.

"The installation explored the

The site-specific installation incorporated six linear fluorescents within a glass tunnel traversing the gallery.

nature of enclosure and the experience of feeling inside or out—and how quickly that can change," Ingberg says. "It was about manipulating the narrative quality of architecture."

The *Artificial Light* design assistants were Bechara Helal and Nabi Neda for computer drawings and Jean-Pascal Beaudoin for graphics and translations. The project was funded by a grant from the Council of Arts and Letters of Quebec, with sponsors including Viterie April, Solutia, Vitreco, Visionwall, and Novus. Lighting sources included Sylvania, Leviton, and Advance Transformer. *William Weathersby, Jr.*

Jump Studios scores for Nike with a London office and showroom equipped with customized lighting

By Leanne B. French

From Nike's humble beginnings in Portland, Oregon—when founder and C.E.O. Phil Knight sold sneakers out of the back of his truck—sprang a global culture that promotes the “just do it” lifestyle everywhere. The marketing machine that propelled the brand continues to expand its reach, with international offices, including a dynamic new headquarters and showroom in London. Looking inward to express its own corporate culture, Nike has taken a quieter approach here than in the design of its Niketown shopping destinations. But like Nike's iconic “swoosh” logo, the location embodies the brand ethos in design abstractions that speak volumes.

Centrally situated off London's famed Carnaby Street just behind Oxford Circus, the new offices occupy three levels of a typical five-story Soho building. Nike U.K. marketing director Rod Connor drafted the two-year-old design firm Jump Studios to envision a work environment where the company could develop new products, market footwear and clothing lines to buyers, and court sport stars to jump aboard its endorsement bandwagon. Although Nike originally called for an open-plan space, the design firm quickly realized the company's collaborative work style and mobile culture required a variation on that theme.

“The London employees are based in the office, but they also travel throughout Europe and the United States,” says Shaun Fernandes, a Jump director. “They use it as a centralized hub for meetings. Internally, there are frequent informal brainstorming sessions. We devised a modified open plan into which we dropped more private offices and meeting spaces to define zones and accommodate the way the staff works.”

The entry is purposefully unassuming until visitors cross the threshold into a reception area designed for maximum impact. High-gloss industrial resin flooring and lacquered walls in gradations of blue create a volumetric perspective and offer a high-tech counterpoint to soft leather seating.

Customized lighting complements materials and forms to support the staff's esprit de corps. In the reception area, ceiling-recessed linear fluorescents alternate in length to create a sense of movement, “like lines blurring past on a highway,” explains Fernandes.


The designers collaborated with a lighting manufacturer and

Leanne B. French is a freelance writer and editor based in New York City. She is a frequent contributor to the RECORD lighting section.

Project: Nike Showroom, London
Architect, lighting designer: Jump Studios—Shaun Fernandes, Sean

Pearson, Sarah Williams, project team
Electrical engineer, contractor: Peak Projects

PHOTOGRAPHY: © MARK YORK





A zinc-coated steel-cage wall provides an introduction to showrooms, which are illuminated by automated dichroic halogens.



Showroom and office enclosures abstractly evoke the curves of the Nike “swoosh” logo (left). Staggered linear fluorescents and graphics create a sense of movement (below). The office and showroom circulation routes are illuminated by custom pendants (left and bottom).

local dealer to customize fixtures for different work environments. Round pendants and ceiling-mounted fixtures illuminate circulation areas, while workspaces are lit with suspended task lights.

Surrounded by windows, the loftlike offices receive abundant daylight, a quality the architects mimicked by mixing light levels to maintain a seamless feeling in the space when daylight wanes. From the warmly lit workspaces featuring basketball-court-style wood flooring, thematic blue walls lead into podlike meeting rooms in configurations ranging from informal huddle spaces to café-type areas and conference rooms, all wired for mobile technology. Furniture ranges from custom pieces to classics like Eames chairs. Backlit wall-length transparencies of Nike’s star athletes, such as Tiger Woods and Michael Jordan, are integrated into the envelope to create graphic impact and visual privacy.


A wall-length, zinc-coated steel cage is a striking preview for the product showrooms. Part display shelf, part interactive art piece, the cage can be adapted to coincide with recent Nike promotions and advertising. Displays frequently change within the showrooms, so a lighting system anchored by automated, low-voltage halogens supports flexibility. Lighting puts the final sheen on this high-gloss take on the Nike brand. ■

Sources


Custom lighting: Artemide

Dimmers, audiovisual: Newland Electronics

For more information on this project, go to Projects at www.architecturalrecord.com.



design with light




Pivot™

PRECISION FLOODLIGHTING + INDIRECT LIGHTING

Beautifully illuminate any surface directly or indirectly with the new Pivot series from AAL. Linear fluorescent sources, individually or in continuous rows, for interior or exterior applications. The Pivot, the third essential tool for designing with light.

ARCHITECTURAL
AREA
LIGHTING



www.aal.net/pivot



www.aal.net/cypher




www.aal.net/oculus



Hubbell Lighting


CIRCLE 70 ON READER SERVICE CARD OR GO TO WWW.LEADNET.COM/PUBS/MHAR.HTML



Circa
F o r m 1 0



Descending from above to change the world of site lighting, Circa is an inspired design, a perfect symmetry subtly sculpted to appeal at every viewing angle. Now, there is also the exciting option of electrifying color by way of an illuminated LED halo. Circa is the latest and surely most stunning series of high performance luminaires from Gardco. Integrated pole top luminaires that subtly eliminate mounting arms, an elegant post top and a building mounted sconce, all feature legendary Gardco glare-free, sharp cutoff illumination. Circa. Bold. Elegant. Inspiring. And entirely new.



GARDCO
LIGHTING

www.sitelighting.com

CIRCLE 71 ON READER SERVICE CARD
OR GO TO WWW.LEADNET.COM/PUBS/MHAR.HTML

After 160 years, the **Hungerford Bridge** in London gains new life as an illuminated pedestrian crossing

By **Leanne B. French**

In the 1840s, London engineer Isambard Kingdom Brunel had the inspired idea to connect the north and south banks of the Thames with a pedestrian suspension bridge. Brunel was ahead of his time; his bridge was an engineering marvel but was underused by the public, in part because sewage in the river at the time made the promenade less than appealing. Two decades later, the structure was dismantled and replaced by a railway bridge that led to Charing Cross Station, which had supplanted the old Hungerford Market. Later the railway was widened, eliminating one of the bridge's two parallel walkways. For the balance of the 20th century, a single narrow, congested bridge path was the only direct pedestrian connection between the banks here.

As part of London's Millennium Project, the Hungerford Bridge was recently resuscitated with a redesign by the architecture firm Lifschutz Davidson. Spectacular illumination by Speirs and Major Associates restores the luster of the structure's role as a pedestrian route, creating a tourist loop that helps to connect sites, including Trafalgar Square, Big Ben, and Covent Garden.

The millennial reconstruction consists of two new suspension footbridges that echo Brunel's original design and are attached to the sides of the existing, utilitarian railway bridge. An arresting procession of tilted white suspension masts now bracket broad decks supported by fans of steel cables.

A chief mandate of the lighting project was to create a safe passageway over the Thames after dark, explains Speirs and Major director/designer in charge Mark Major. "The former pedestrian crossing at Hungerford Bridge was relatively obscure and narrow and felt dangerous after dark," he says. "The new lighting aims to attract more people to the bridge—7 million a year by some estimates—and help them make their crossing safely and pleasantly."

Aesthetically, lighting also supports the structure's newfound prominence as a landmark in the cityscape. To establish a distinctive visual presence, the lighting of the bridge had to make an impact within the context of surrounding historic and tourist sites. Big Ben, the Houses of Parliament, and the Savoy Hotel on the north bank are lit conservatively, Major notes, primarily with high-pressure sodium lamps. On the south bank, the National Theatre, Royal Festival Hall, and the London Eye observation wheel are illuminated in a range of styles. "The bridge required its own distinct scheme—not too overt, but with a visual identity that was fitting as a neighbor to some great works of architecture," Major says. "Yet we also wanted to make the bridge festive enough to

establish a link to the cultural sector of the south bank."

The lighting team also wanted to provide views up and down the river from the bridge decks, unobscured by the structure's own illumination. To accomplish this balancing act, Speirs and Major lit the decks and staircases with high-output, long-life cold cathode lamps fitted into specially developed details within the balustrades. The lamps throw functional white light onto the bridge deck, while requiring little maintenance



for up to 10 years. The fixtures are installed on the guard system of the bridge below eye level to maintain the impressive views.

Medium-beam spotlights housing 150-watt lamps and fitted with spread lenses provide downlighting along the inner faces of the cable stays. The downlighting also supplements the deck lighting below. The system allows for lighting to be dimmed to 50 percent after midnight.

To highlight the bridge structure, pylons are subtly backlit using 70-watt, narrow-angle spotlights focused in an upward direction and 35-watt lamps downward. The fixtures are installed on custom outriggers fitted to the main structure. Blue decorative beacons fitted with LEDs punctuate the tops of the pylons and complement soft decorative accents

Project: Hungerford Bridge, London

Architect: Lifschutz Davidson Architects

Lighting designer: Speirs and Major Associates—Jonathan Speirs, Mark Major, principals; Laura Jones, Greg Lomas, Steven Power, Henrietta

Lynch, project team

Engineer: WSP Consulting Engineers (structural, electrical)

Electrical contractor: Gifford and Partners

General contractor: Costain-Norwest Holst

security, ease of maintenance, and tourist appeal were priorities for lighting the redesigned Hungerford bridge (opposite and this page). The lighting plan illuminates the deck and staircases, highlights the pylons and cable stays, and reinforces visual links to the rail bridge.





Pylons are backlit by narrow-angle spotlights, 70-watt fixtures focused upward and 30-watt fixtures grazing downward (left). Spotlights with spread lenses and 150-watt lamps illuminate the cable stays (below).

from blue diffusers on the riverside balustrades that light the deck. The original brick piers from which the new bridge decks hang are also illuminated with 70-watt asymmetric floodlights fixed to the deck.

All fixture choices and placements were specified not only for maximum visual impact, but to be “highly sustainable and kind to the night sky,” according to Major. “Great care was taken to limit light pollution,” he says. “All lighting is directed downward except for the spotlight to the tops of the pylons, which are carefully adjusted to ensure that the peak of the beam hits the structure, not the sky.”

Although the Hungerford Bridge lighting design was originally conceived between 1997 and 1999, government funding delays derailed the installation until the bridge was opened and eventually illuminated last year. The bridge lighting is part of a series of projects that Major confirms is one of the largest orchestrated exterior lighting upgrades in London’s history. The firm is currently designing a new lighting plan for the area around Trafalgar Square and its connection to a bridge via Northumberland Avenue. Major sees the symmetry between the two bridge projects as an opportunity to provide “a continuity of lighting quality, quantity, and character, as well as a seamless connection” between London’s newly revitalized public works. ■

Sources

Mast, cable-stay, floodlighting: *Meyer* For more information on this project, go to Projects at
Deck, staircase lighting: *Prodigy*
LED beacon lighting: *LEC Lyon* www.architecturalrecord.com.



Lucifer Lighting's new *Mirage* wall washer blurs the line between illusion and reality: an even, ceiling-to-floor wall wash with no hot-spots or shadows, emanating from a virtually invisible fixed downlight. The magic is in our highly-polished internal kick reflector which eliminates scallops and hot spots. Under 4" in diameter, low-voltage *Mirage* is the newest fixture in Lucifer's "Z" Series. All Lucifer downlights feature our unique collar and ball plungers for absolute Zero light leak. *Mirage* is also available with a selection of other diminutive downlight trims.


Mirage is manufactured by Lucifer Lighting Company.
www.luciferlighting.com
800.879.9797

mirage


wall washer



Even Illumination without Hot-Spots or Shadows



Zero Sight Line or Low Profile Trims



Zero Light Leak Quick Access Housings, (IC or non-IC)

* Patent pending
For more details about *Mirage*, see the DL5ZP spec sheet on our web site.

CIRCLE 101 ON READER SERVICE CARD
OR GO TO WWW.LEADNET.COM/PUBS/MHAR.HTML

Created by a multimedia designer, **SEA** is a bistro afloat with eclectic lighting and interior details

By **Leanne B. French**

A short subway ride from Manhattan to Brooklyn is the city's latest excursion into bohemian chic. Originally an outpost for artists seeking cheaper apartment rents, the Williamsburg neighborhood has blossomed with an active nightlife scene encompassing art galleries, music venues, and restaurants. With a stellar Thai menu and playful "East meets West" interiors, the new SEA bistro has established a beachhead as one of the "Burg's" primary hotspots.

The 7,500-square-foot restaurant, a former meatpacking warehouse, is the sixth SEA Thai Restaurant Group venue designed by Charoonkit "Kit" Thahong. Trained as an industrial designer in his native Thailand, Thahong received a multimedia degree at Parsons School of Design. He works full-time as a computer programmer for an interactive agency but pursues a passion for restaurant design as a parallel career.

The concept for SEA was "to create an urban destination that was casually hip like the neighborhood," Thahong says. Vintage lighting fixtures and chairs are combined with tables and benches built from wood salvaged on-site. Other tables are Noguchi-inspired.

Thahong devised a colored-lighting scheme to distinguish zones—red in the lounge, green in the dining area, and yellow at a second bar toward the back. At the entry, the 70s-inspired lounge and bar area is bathed in red lighting and features a hanging bubble chair, swinging benches, and a deejay booth mimicking the style of a lifeguard stand. Internally lit wood partitions separate dining spaces. Saucerlike hanging fixtures rescued from midcentury diners illuminate the main dining area. A custom iron chandelier, articulated with exposed lamps, hovers above communal seating. In the center of the room, a reflecting pool inspired by Thailand's floating markets is presided over by a standing Buddha grazed by underwater spotlights.

This summer, SEA made a cameo appearance on television's *Sex and the City* as a restaurant called RAW. As an eclectic space that strikes a balance between polished and edgy, SEA creatively employs illumination to welcome all patrons into the multilayered limelight. ■

Project: SEA, Brooklyn, New York

Interior, lighting designer: Charoonkit Thahong, principal; Teerayu Meesupaya, assistant

Engineer: Jor Wor Chin

Electrical engineer: Fu Shan

General contractor: Kitlen

Management

Consultant: Chotima Photjanuwat (lighting)

Sources

Track halogens: WAC Lighting

Vintage fixtures: Lot 76 NYC

Underwater incandescents: Hydrel

Lamps: Philips Lighting; General Electric; Satco; Secton

For more information on this project, go to Projects at


www.architecturalrecord.com.





Vintage incandescent pendants and underwater halogens highlight the reflecting pool area (above). Linear fluorescents illuminate a bar top (left), with bottles backlit by PAR lamps fitted with yellow fil-

ters. Opposite, top to bottom: Zoned dining areas feature different colors of light. The restroom entry glows red beneath a chandelier. Boxes internally lit by incandescents punctuate pine-clad walls.




Wall Spotlight 200

The Wall Spotlight 200 is one example of several unique wall fixture designs from MP Lighting. This cantilevered wall mounted fixture was designed to adjust the beam spread down the surface of a wall using an adjustable aluminum reflector and a 50W low-pressure halogen bi pin light source. It is available in plated finishes of Chrome, Matte Chrome and Brushed Nickel.



www.mplighting.com sales@mplighting.com ph: 604 708 1184 fax: 604 708 1185

**CIRCLE 73 ON READER SERVICE CARD
OR GO TO WWW.LEADNET.COM/PUBS/MHAR.HTML**



*Loomis*TM

Charles Loomis, Inc.

425.823.4560


800.755.0471

425.823.8654 fax

loomislights@msn.com

LOOMIS LIGHT FRAMESSM

**CIRCLE 74 ON READER SERVICE CARD
OR GO TO WWW.LEADNET.COM/PUBS/MHAR.HTML**



**DELRAY
LIGHTING
INCORPORATED**

SPINA
T5

www.delraylighting.com

**CIRCLE 72 ON READER SERVICE CARD
OR GO TO WWW.LEADNET.COM/PUBS/MHAR.HTML**

Lighting Briefs


Euroluce, the biennial European lighting exhibition, shared the spotlight with the Milan Furniture Fair this past April. Over 500 exhibitors featured lighting ranging from minimal to **sculptural to otherworldly**. *Josephine Minutillo*

▼ See through

Among Artemide's extensive introductions this year was a new suspension lamp by Andrea Anastasio fittingly called T(h)rou(gh). A mix of poetry and sculpture, T(h)rou(gh)




features seven globes of light that rest on cutouts in a transparent, circular slab of glass, allowing a portion of the spheres to pass through the slab to give the impression that they are floating in midair. Each of the globes is 4.7" in diameter and contains 100-watt bulbs. The lamp is connected to the ceiling by three thin steel cables intertwined among the individual wires. 631/694-9292. Artemide, Farmingdale, N.Y. **CIRCLE 200**



► Beam me up, Scotty

Luceplan introduced more than a dozen new fixtures by a team of young designers this year. The futuristic-looking Agave (right) and Zeno (top), both by Raffaele Tedesco and Diego Rossi, feature unusual materials and shapes that combine transparency, reflection, refraction, and diffusion while reducing energy consumption. Agave's methacrylate ribs come in elliptical, parabolic, and spherical shapes. Zeno's circular reflector contains hexagonal micro-optics that produce different intensities and chromaticities of light to suit the needs of the space in which it is used. 212/989-6265. Luceplan USA, New York City. **CIRCLE 201**




▲ Ring of light

To further its goal of producing fixtures that are truly light sculptures, Foscarini enlisted designers Patricia Urquiola and Eliana Gerotto to create Bague, a table lamp whose perforated metal net acts as a support base and diffuser. The metal is covered with a silicon resin, rendering it soft to the touch while retaining its structural stability. Bague is available in two shapes, as shown, and uses an incandescent bulb. 203/791-0348. North American Light Spectrum, Danbury, Conn. **CIRCLE 202**



◀ Dancing shades

The Valzer floor lamp, by Pallucco Italia, is covered by a fine fabric that is twisted 90 degrees on the central axis, giving the appearance of motion. Available in two heights, 71" or 82½", the internal metal structure features a white epoxy powder finish. The lamp's cylindrical shade is a removable, flame-retardant fabric that conceals six 75-watt incandescent bulbs. 617/451-2212. Adesso, Boston. **CIRCLE 203**




◀ In the loop

Introduced at Euroluce and awarded Best Lighting at this year's International Contemporary Furniture Fair in New York City, Loop is a table lamp whose light diffusion is made possible by rotating the upper portion of the fixture. Designed by Voon Wong, the structure is available in stainless steel or painted nickel. Dimensions are 20" wide x 7" high. 310/247-9933. FontanaArte USA, Los Angeles. **CIRCLE 204**

Lighting Briefs

Last May, the annual **Lightfair International** trade show was held in New York City (next year's show is in Las Vegas). Here are a few of the innovative designs and technologies that were on display at the show. *Rita F. Catinella*



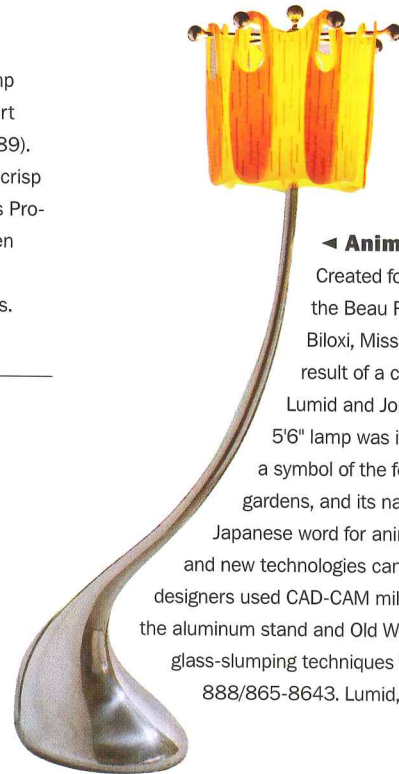

◀ Powerful lamp

The Metalarc Powerball Ceramic 150-watt lamp combines conventional metal-halide pulse-start characteristics with high color rendering (CRI 89). Ideal for retail and other applications where a crisp white light is necessary, the lamp incorporates Pro-Tech and pulse-start technology for use in open fixtures and for improved lumen maintenance. 978/777-1900. Osram Sylvania, Danvers, Mass.

CIRCLE 205

▶ For a colorful change

The Ledos RGB luminaires use integrated color-changing-control technology to create high-impact color-changing effects. The die-cast aluminum or stainless-steel housings come in a round or square shape and may be used inside or out in floor, ceiling, and wall applications. The fixtures are compatible with all DMX512 control systems or can be operated with Zumtobel's ChromaSelector. 800/932-0633. Zumtobel Staff, Highland, N.Y. **CIRCLE 206**



◀ Animated design

Created for a Japanese restaurant at the Beau Rivage Resort Hotel in Biloxi, Mississippi, Anna-Mae is the result of a collaboration between Lumid and Jordan Mozer Studios. The 5'6" lamp was inspired by the willow tree, a symbol of the female life force in Japanese gardens, and its name is a play on the Japanese word for animation. Proving that old and new technologies can work side by side, the designers used CAD-CAM milling technology to create the aluminum stand and Old World glass-fusing and glass-slumping techniques for the colorful shade. 888/865-8643. Lumid, Montreal. **CIRCLE 207**

For more information, circle item numbers on Reader Service Card or go to www.architecturalrecord.com Advertisers & Products info.



TEKA

ILLUMINATION

Classic Design
Copper, Bronze, Brass

86 Gibson Road #3
Templeton, CA 93465
T (805) 434-3511
F (805) 434-3512

info@teka-illumination.com
www.teka-illumination.com

**CIRCLE 76 ON READER SERVICE CARD
OR GO TO WWW.LEADNET.COM/PUBS/MHAR.HTML**

INTRODUCING



THE NEW

ADVENT

ARCHITECTURAL LIGHTING CATALOG.

NEW PRODUCTS.

CLARITY OF VISION.

DEDICATION TO DETAIL.

TO RECEIVE OUR NEW CATALOG, VISIT SPILIGHTING.COM



OR CONTACT YOUR LOCAL SPI REPRESENTATIVE.

SPILIGHTING

CIRCLE 77 ON READER SERVICE CARD
OR GO TO WWW.LEADNET.COM/PUBS/MHAR.HTML

Lighting Briefs

Lightfair International



▲ Israeli industrial design



Since launching the Michael Graves lighting line in 1986, Baldinger has developed a tradition of introducing designs by internationally acclaimed designers, as well as up-and-coming talents such as Liat Poysner. Born in Zirchon Ya'akov, Poysner

became enamored of the photochemical etching process while working at a machining plant. Using this etching technology, stainless-steel sheets, and light, she produces shades that can be assembled manually in an origami-paper-folding technique that requires no screws or welding. 718/204-5700. Baldinger Architectural Lighting, Astoria, N.Y. **CIRCLE 208**

► Metal and glass collaborations

The restyled Vittoria collection (top right) features a sparkling, clear glass diffuser and a new antiglare screen that is finished in polished chrome. The floor-lamp version features a restyled base and stem details. The multiple facets of the Manhattan luminaire (bottom right) allow you to view the design from four different perspectives. Reminiscent of the Constructivist period, the Manhattan wall- and table-lamp series features a satin white or multistriped glass diffuser and a metal framing structure in a polished chrome or titanium painted finish.

732/225-0010. Leucos USA, Edison, N.J. **CIRCLE 209**



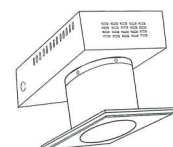
For more information, circle item numbers on Reader Service Card or go to www.architecturalrecord.com Advertisers & Products info.

When a hole in your ceiling is *a good thing.*



Kenneth Rice Photography — www.kenricephoto.com

Our "Hole in the Ceiling"



fixtures are plaster/fiberglass castings. They illuminate your space without calling attention to themselves. Call us for more information at 626.579.0943 or visit our website today at www.elplighting.com.


**ENGINEERED
LIGHTING PRODUCTS**



Switching and dimming systems from one global resource.

A hallmark of architectural and technological sophistication, the Bank of China, Beijing, utilizes Lutron dimming and switching systems to enhance and highlight its stunning architecture and improve building performance.

Photography by Netun Ip, courtesy of Pei Partnership Architects LLP.



Shown actual size

Lutron lighting controls provide comprehensive dimming and switching solutions for any project, anywhere in the world. Call us at 877-258-8766 ext. 202 or visit us at www.lutron.com/architecturalrecord.

 **LUTRON**
Lutron controls your light.™

CIRCLE 79 ON READER SERVICE CARD
OR GO TO WWW.LEADNET.COM/PUBS/MHAR.HTML



Challenge History ...

Let Pilkington and W&W go to work for you to provide superior design and engineering solutions for your most challenging structural glass projects.

Pilkington Planar™




1.800.452.7925
wwglass.com/ar

CIRCLE 80 ON READER SERVICE CARD OR GO TO WWW.LEADNET.COM/PUBS/MHAR.HTML

New Products


The following **glass and glazing** products have been cast, sandblasted, glazed, and transformed by various other forms of artistry and engineering to create the right design or function required by specifiers. Many of these products are a response to economic, energy-efficiency, and/or **building-code issues** that concern today's architects and designers. *Rita F. Catinella*

New textures, processing techniques, and ventures for a Canadian glass studio



The latest addition to Joel Berman's palette of cast-glass designs is Trio, named for its triangular corrugated motif. Launched at the AIA's convention held last May in San Diego, Trio is the third texture of Berman's 3D Studio Line, following a curved

corrugated design, known as Corrugated, and an abstract pattern inspired by crumpled paper, called Arrigado. Trio was inspired by Berman's work with pyramid structures in glass in the 1980s, created with glass designer Ludwig



Trio corrugated cast glass (left). Echo Editions privacy screen (above).

Schaffrath, one of the founders of the contemporary architectural glass movement. The Trio texture is available in $\frac{3}{8}$ " and $\frac{3}{4}$ " thicknesses and in panel sizes up to 5' x 12'.

At the AIA show, Berman also introduced Echo Editions, a new line of competitively priced textured glass products. Developed using a modern processing technique, Berman's pressure-formed glass is

available in large quantities for immediate delivery. Although Berman kiln-cast glass products remain an option for high-traffic prestige locations such as reception areas, the new Echo Editions line allows architects and designers the possibility of extending Berman glass into areas such as partition walls, door panels, and windows throughout the office. Popular textures and designs such as the linear Grande Rake and organic Pietra will now be available in the new format.

In addition, the company recently acquired the North American rights for a process to produce the first commercial transparent glass paint, and it announced that DuPont Corian will be creating a line of Joel Berman's designs as part of its collection of solid surfacing patterns. 888/505-GLASS. Joel Berman Glass Studios, Vancouver, Canada. **CIRCLE 210**

Ransom Center's treasures captured on sandblasted glass walls

The Harry Ransom Humanities Research Center at the University of Texas at Austin houses 30 million literary manuscripts, one million rare books, five million photographs, and more than 100,000 works of art. For the center's recently completed renovation, San Antonio-based Lake/Flato Architects transposed some of the collection's instantly recognizable images onto a three-sided glass wall entrance. This accomplished two goals—to help bring natural light into what had previously been a dark and uninviting interior, and to further promote Harry Ransom's goal to make the collection available to the public for research. Lake/Flato worked with Austin graphic design firm fd2s Inc. and Chicago-based glass fabricators

Skyline Design to transform the center's digital collection of photos, text, and film images into a 12,000-square-foot glass display. For the project, Skyline used Photo Glass, a proprietary process that pixelates an image that can be sandblasted onto any thickness of glass—in this case a $\frac{3}{8}$ " piece of tempered glass on the inside of a 1" insulated-glass unit.


Skyline quickly discovered that for this particular application a pure sandblasted finish would be too translucent to see. The firm solved the problem by adding a natural pigment to the halftone images that



Skyline overcame several challenges to transpose digital images onto glass.

would obscure the sandblasting but remain subtle enough to allow light into the space. Another issue that arose during fabrication was determining how to treat images such as watercolors or charcoal sketches that fell somewhere between line art

and photography. In a trial-and-error process, the Skyline team discovered a way to correctly replicate even those trickier images that were not purely positive or negative. 773/278-4660. Skyline Design, Chicago. **CIRCLE 211**



New Products

▼ Flexible window wall

Wausau's new RX Series window wall can be used for almost any punched opening; a continuous, vertical strip of windows; a horizontal ribbon of windows; or a low-rise curtain wall. The

RX Series meets rigorous performance standards for water-resistance, air-infiltration, and thermal-efficiency, as well as accommodating seismic and inter-story differential movement.

877/678-2983. Wausau Window and Wall Systems, Wausau, Wis. **CIRCLE 212**



► Cooling effect

The Oceans of Color collection from PPG is engineered to provide more color options along with industry-leading ratings for high visible light transmittance, reduced infrared transmittance, and low solar-heat-gain coefficient. The four spectrally selective tinted glasses, available in aqua green, emerald green, aqua blue, and light green, are intended to significantly reduce the demand on a building's artificial light and cooling systems. 800/377-5267. PPG Industries, Pittsburgh. **CIRCLE 214**



▼ New plastic glazing products available in the U.S.

While Gallina has been designing and manufacturing plastic glazing products throughout Europe for nearly half a century, its products have not been available in North America until now. Gallina's polycarbonate sheets have built-in tongue-and-groove connectors that eliminate the need for separate profiles, saving time on installation. Gallina also offers modular panel systems for roofing, insulated windows, and side-window systems, including accessories. 608/868-4215. Gallina USA, Milton, Wis. **CIRCLE 215**



◀ Tables and treads

Nathan Allan Glass Studios now offers stair treads and landings in clear, crystal clear, textured, and colored cast glass, all with an exclusive nonskid protective surface. Also new from Nathan Allan are tables produced with $\frac{3}{8}$ ", $\frac{1}{2}$ ", or $\frac{3}{4}$ "-thick textures in square, rectangular, triangular, oval, and circular shapes. 604/277-8533. Nathan Allan Glass Studios, Richmond, British Columbia. **CIRCLE 213**



▼ Code-ready wired glass

In the 2003 edition of the International Building Code and the NFPA 5000 building code, there are certain applications where wired glass is traditionally used that will need to meet the impact requirements of CPSC's Cat. 1 impact-safety requirements.



Pyroshield Plus, a special laminated glass variant of Pilkington's Pyroshield products, is an economical response to those code changes that is readily available in stock sizes up to 9 square feet. 800/431-2042. General Glass International, Secaucus, N.J. **CIRCLE 216**


► 60-minute-rated glazed wall system

A part of InterEdge Technologies growing Vision Series of doors, windows, and transparent wall systems, the Vision 60 System is a fully glazed, 60-minute-rated wall system that


requires no framing other than on the outside perimeter. Vision 60 can be used in airports, retail centers, commercial office buildings, hospitals, schools, and other locations that require uninterrupted viewing. A Pyrobel 60 glazing is available for the system in maximum panels of 48" x 96", which can be glazed horizontally or vertically, but not stacked. 877/376-3343. InterEdge Technologies, Sausalito, Calif. **CIRCLE 217**



Reflections are the way life used to be.



Ordinary glass



AMIRAN anti-reflective glass

Amiran® anti-reflective glass gives your residential clients remarkably clear nighttime views.

The sun goes down. The lights go on. The view is still magnificent. Because the anti-reflective glass used in storefronts, sports stadiums and museums around the world is now available for your residential projects. Amiran anti-reflective glass reduces glare in insulated glass to as little as 2% — even at night. Amiran glass can be installed in any frame or glazing system you would use for ordinary windows and can be laminated and tempered for safety. It's so effective that some upscale communities, Lake Tahoe for instance, have adapted construction guidelines to suggest the use of anti-reflective glass in all new homes. Of course, Amiran can be used when retrofitting too. Stop by the Schott website at www.us.schott.com/tgd or call 914-378-3839. And reflect on the way life is going to be with Amiran anti-reflective glass.

©2003 Schott Corporation.

®Amiran is a registered trademark of Schott Glas, Mainz, Germany.

SCHOTT
glass made of ideas

Our motive for creating the ultimate fire barrier is completely transparent, saving lives



Pilkington Pyrostop™

The motive behind Pilkington **Pyrostop™** Fire-Resistant Glass? To provide critical time for the safe escape of the building occupants and protected access for fire fighters. The Pilkington **Pyrostop™** products are made from special laminates of glass and transparent intumescent interlayers that creates an opaque barrier against heat, flames and hot gases. Blocking the radiant heat during a fire is the key to protecting the occupants as well as the rescue teams.

Product Features:

- Perfect product for high activity environments such as schools and gymnasiums.
- Optical clarity and quality of clear glass, with high light transmission.
- Building codes permit to be used as a glass wall.
- Passes hose stream tests required in the USA.
- Various security options available.
- Impact resistant up to Cat II.
- Cut to your dimensions in Ohio, allowing for short lead times.
- Interior and exterior products available in 45, 60, 90, and 120 minute configurations.
- Can be combined with other Pilkington products to meet your needs.
- Underwriters Laboratory Inc (UL) approved and listed.

Find out more. Call Technical Glass Products (TGP) at 800-426-0279, fax 800-251-9857 or visit www.fireglass.com today.

Pilkington North America
www.pilkington.com www.pilkington.com/fire




PILKINGTON

CIRCLE 82 ON READER SERVICE CARD
OR GO TO WWW.LEADNET.COM/PUBS/MHAR.HT

Product Briefs


▼ Joining the workforce

Vitra's newest office concept, Joyn, is a work platform from which individual zones are defined with accessories that either drop in the middle or slide onto the edge without tools. Designed by the Bouroullec brothers, Ronan and Erwan, Joyn's workstations are defined by lightweight, fabric-covered lateral screens or walls that slip over the table edge at any point. The system also includes three pieces of "micro architecture"—Canopy, Bay, and Talkpoint—that define space or create private areas for phone calls or one-on-one meetings. 212/929-3626. Vitra, New York City. **CIRCLE 218**



▼ It's a wrap

Inspired by the textures of protective materials such as bubble wrap, corrugated cardboard, and ace bandages, *in-a-bind* is a new collection of textiles designed by Laura Guido-Clark in collaboration with Metropolitan Furniture Corporation for Designtex. The collection includes five upholstery fabrics in a cotton/polyester blend (Ace, Blanket Wrap, Corrugated, Staple, Stitch), a tack-panel fabric (Bubble Wrap), and a 100 percent wool fabric (Yarn). 800/221-1540. Designtex Group, New York City. **CIRCLE 219**






▼ Organic coverings

Odegard's new floral rug collection, Botanica, is made by child-free labor in an ancient Nepalese weave tradition. Created with vegetable dyes, each design in the collection features botanical details that range from blossoms to furled leaves to vines that creep along the carpet's edge. The Botanica Collection's floral elements are often treated as cutout shapes and silhouettes and set in relief by additional graphic details, such as stripes and open windows. 212/545-0069. Odegard, New York City. **CIRCLE 221**



Product of the Month Street Furniture

Cemusa, headquartered in Madrid, has designed, manufactured, installed, and currently maintains more than 100,000 units of street furniture in more than 110 cities around the world. Working with city councils and acclaimed architects and designers, such as Richard Rogers, Nicholas Grimshaw, and Oscar Niemeyer (designer Jean Piantanida's bus-shelter drawing and final product are shown here), the firm develops bus shelters, clocks, public-information panels and stands, press kiosks, automatic toilets, and special trash containers for the needs of various urban environments. In the U.S., for example, Cemusa has recently been awarded a project for 3,000 hurricane-proof and solar-powered bus shelters in Miami-Dade County. However, cities such as Miami do not foot the bill for the products or their maintenance throughout the years. Instead, those costs are covered by revenue from the advertising displayed on the furnishings—therefore making it possible to work within even the most strapped city budgets. Cemusa's "green" initiatives involve studying the life cycle of their components as well as using local manufacturing facilities to help the city's environment and economy. 312/867-5425. Cemusa, Chicago. **CIRCLE 220**



▲ Technical to natural

Meta Plasma is a new series of wall storage, fittings, and accessories developed by Sieger Design for Dornbracht that are fabricated from an acrylic material that interacts with natural lighting in such a way that corners and edges appear to be magically illuminated. The furnishings collection is composed of basic cubes, rectangular storage modules that create an expanse of shelf, and framed mirrors. Also from Sieger for Dornbracht is the MEM collection of faucets and fittings that are designed without an aerator to recapture water's original force. The Rain Sky overhead rain-shower spray system resembles an integrated ceiling vent, but in place of vanes is a panel that allows the water to spray down like a natural rainfall. 800/774-1181. Dornbracht USA, Duluth, Ga. **CIRCLE 222**



A matter of choice.

Introducing Walker[®] FloorPort[™] Series.

The new Walker FloorPort series of service fittings gives you the flexibility to specify according to style, not just the application. FloorPort activations work interchangeably with many infloor systems, so your covers can be consistent throughout buildings with more than one wire management system. They feature 25% more cable egress capacity, are stronger than ever before, and are available in a variety of coated finishes: textured aluminum, brass and black. Plus, the activations provide TopGuard[™] protection against water, dust and debris, exceeding the new UL[®] scrub water standards for carpet and tile floor surfaces. With the FloorPort Series, the choice is easy. Call 1-800-621-0049 or visit www.wiremold.com for more information.



CIRCLE 83 ON READER SERVICE CARD OR GO TO WWW.LEADNET.COM/PUBS/MHAR.HTML

 **WIREMOLD[®]**

Product Briefs

► Pipe dreamers

By mastering hot and cold bending techniques over the past six decades, Albina Pipe Bending Company has the capabilities to bend pipe and tubing ranging in size from ½" to more than 26" in diameter. In addition to pipe and tubing, Albina works with all forms of structural steel (e.g., angle, wide flange and I-beams, channels, square and rectangular tubing, and bars), as well as virtually any other ferrous and nonferrous metal. Albina has fabricated several structures designed by artist Ed Carpenter, including pieces for 510 North Atrium in Chicago, Safeco Insurance Building in Seattle, and the Central Washington University Bridge in Ellensburg, Washington (shown). 866/ALBINA8. Albina Pipe Bending, Tualatin, Ore. **CIRCLE 223**



▼ A partnership of flooring and windows

According to Sandy Chilewich, one of the inventors of the Plynyl woven vinyl floor covering, her company has wanted to create textiles for windows and room dividers for a long time but was held back because of the design limitations they saw in the available hardware. The company has now found the right partner in Silent Gliss USA, a supplier of roller shades, blinds, and panels, which will manufacture and distribute a collection of roller shades and panel glides utilizing WindowLace, a finely woven vinyl in a variety of patterns designed by Chilewich. 212/679-9204. Chilewich, New York City. **CIRCLE 224**



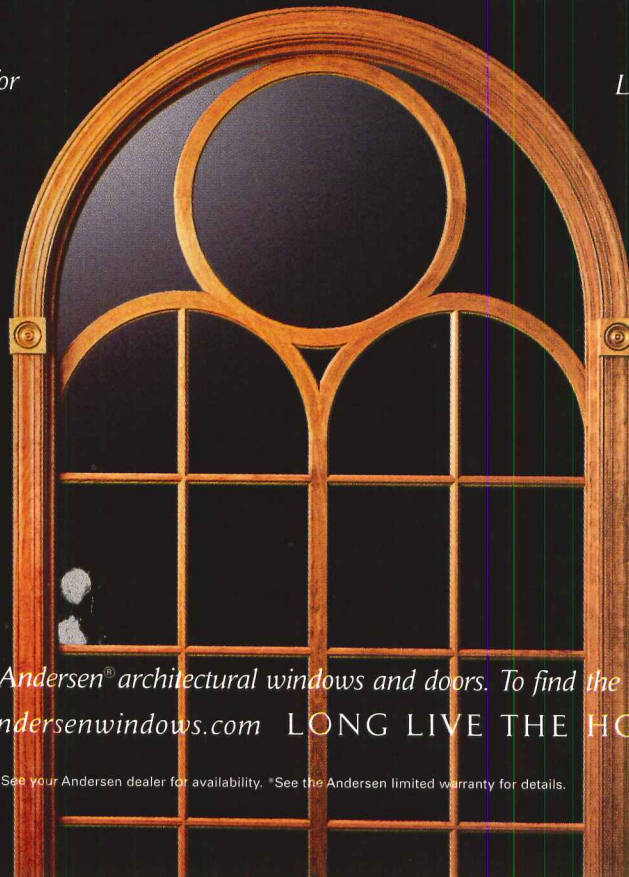
For more information, circle item numbers on Reader Service Card or go to www.architecturalrecord.com Advertisers & Products info.

Is it any wonder it's called a feature window?

Windows and doors for residential and commercial projects.

Choose from custom or standard divided light patterns.

Available in standard and custom sizes.



Low maintenance exteriors in White, Sandtone, Terratone[®] or Forest Green.

Real wood interiors.

*Backed by the 20/10 year Andersen limited warranty.**

See the exciting new line of Andersen[®] architectural windows and doors. To find the window dealer nearest you call 1-800-426-4261, ref. #4712. andersenwindows.com LONG LIVE THE HOME™

Andersen
WINDOWS • DOORS 

3024B. © 2003 Andersen Corporation. All rights reserved. See your Andersen dealer for availability. *See the Andersen limited warranty for details.

**CIRCLE 84 ON READER SERVICE CARD
OR GO TO WWW.LEADNET.COM/PUBS/MHAR.HTML**



THESE BROKERS GET IT.

Design and construction. That's what AE Choice Brokers specialize in. You should demand nothing less for your business. By working closely with CNA/Schinnerer, these brokers have complete access to some of the most powerful and flexible programs available – including the leading comprehensive coverage program, DesignOne. Because they have extensive knowledge of the complexities of your industry, AE Choice Brokers are simply among the best in the business. Call an AE Choice Broker today, and discover what they can do to insure your peace of mind.

Victor O.
Schinnerer
& Company, Inc.



www.PlanetAEC.com

CNA is a service mark and trade name registered with the U.S. Patent and Trademark Office. The program referenced herein is underwritten by one or more of the CNA companies. This information is for illustrative purposes only and is not a contract. It is intended to provide a general overview of the products and services offered. Only the policy can provide the actual terms, coverages, amounts, conditions and exclusions. All coverages not available in all states. ©2003.

CIRCLE 85 ON READER SERVICE CARD OR GO TO WWW.LEADNET.COM/PUBS/MHAR.HTML

Acordia
Seattle, WA • 206-701-5837

Ames & Gough
Quincy, MA • 617-328-6555
McLean, VA • 703-827-2277

BellGroup Financial
Dallas, TX • 972-581-4853

Robert P. Bixby, CPCU
Greenville, RI • 401-949-2120

Cobb Strecker Dunphy & Zimmermann,
Freeport, IL • 815-235-4997
Minneapolis, MN • 612-349-2400
Salt Lake City, UT • 801-537-7467
Madison, WI • 608-242-2550

Design Insurance Agency, Inc.
New York, NY • 212-233-6890

Euclid Insurance Agencies
Itasca, IL • 630-694-3700

Gernold Agency Inc.
Orchard Park, NY • 716-662-6667

Hilb, Rogal & Hamilton Company of Atlanta
Atlanta, GA • 770-951-7175

Insurance Management Consultants, Inc.
Mooresville, NC • 800-317-6878

Key Insurance Agency, Inc.
San Juan, PR • 787-781-0707

Dennis J. Linder & Associates
Minneapolis, MN • 612-371-2080

Lockton Companies
Kansas City, MO • 816-960-9000

O'Neill Associates Inc.
Nutley, NJ • 973-667-6955

Petty Burton Associates
Rochelle Park, NJ • 201-587-1900

Porter & Yee Associates, Inc.
New York, NY • 212-732-4575

J.R. Prewitt & Associates
Birmingham, AL • 205-933-9207

Professional Insurance Brokers Inc.
Phoenix, AZ • 602-788-4345

Professional Liability Brokers
Atlanta, GA • 770-250-0192
Gainesville, GA • 770-250-0193

Professional Practice Insurance Brokers,
Newport Beach, CA • 800-705-7742
Redwood City, CA • 800-798-1339
Charlotte, NC • 800-622-7652

Professional Underwriters, Inc
Scottsdale, AZ • 480-483-0440
Greenwood Village, CO • 303-843-0229
Farmington Hills, MI • 248-855-3322

Prosurance Redeker Group, Ltd.
New York, NY • 212-693-1550

Reserved Resource Insurance
Oklahoma City, OK • 405-495-8800

Thomas J. Sharp & Associates, Inc.
Somerville, NJ • 800-348-1025

The Whitehorn Financial Group, Inc.
Millburn, NJ • 973-564-9330
Philadelphia, PA • 215-545-8505

Product Briefs



▲ Natural separation

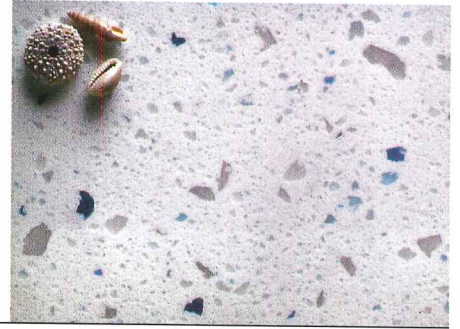
The Woven Trellis System from Heltzer can divide and define space for gardens, decks, terraces, hotels, restaurants, and pools. Offered in both mobile and stationary versions for indoor or outdoor areas, the system provides a physical wall while supporting various accessories by means of a specially designed universal attachment. A series of four planters sit on the base, allowing plants and shrubs to grow up the slats of the trellis. 877/561-5612. Heltzer, Chicago. **CIRCLE 225**

For more information, circle item numbers on Reader Service Card or go to www.architecturalrecord.com Advertisers & Products info.

▼ Sea glass

Avonite's recycled program was initiated in 1997 in response to a corporate directive to strive for manufacturing facilities with zero waste-material discharge. Cozumel, the company's latest recycled product, features colored particulate produced from reclaimed Avonite Glass Series materials that previously would have been shipped to a landfill. Cozumel can be fabricated into special edges, backsplashes, inlays, accents, or

sinks for kitchen, bathroom, hospitality, and commercial applications. 800/428-6648. Avonite, Belen, N.M. **CIRCLE 226**

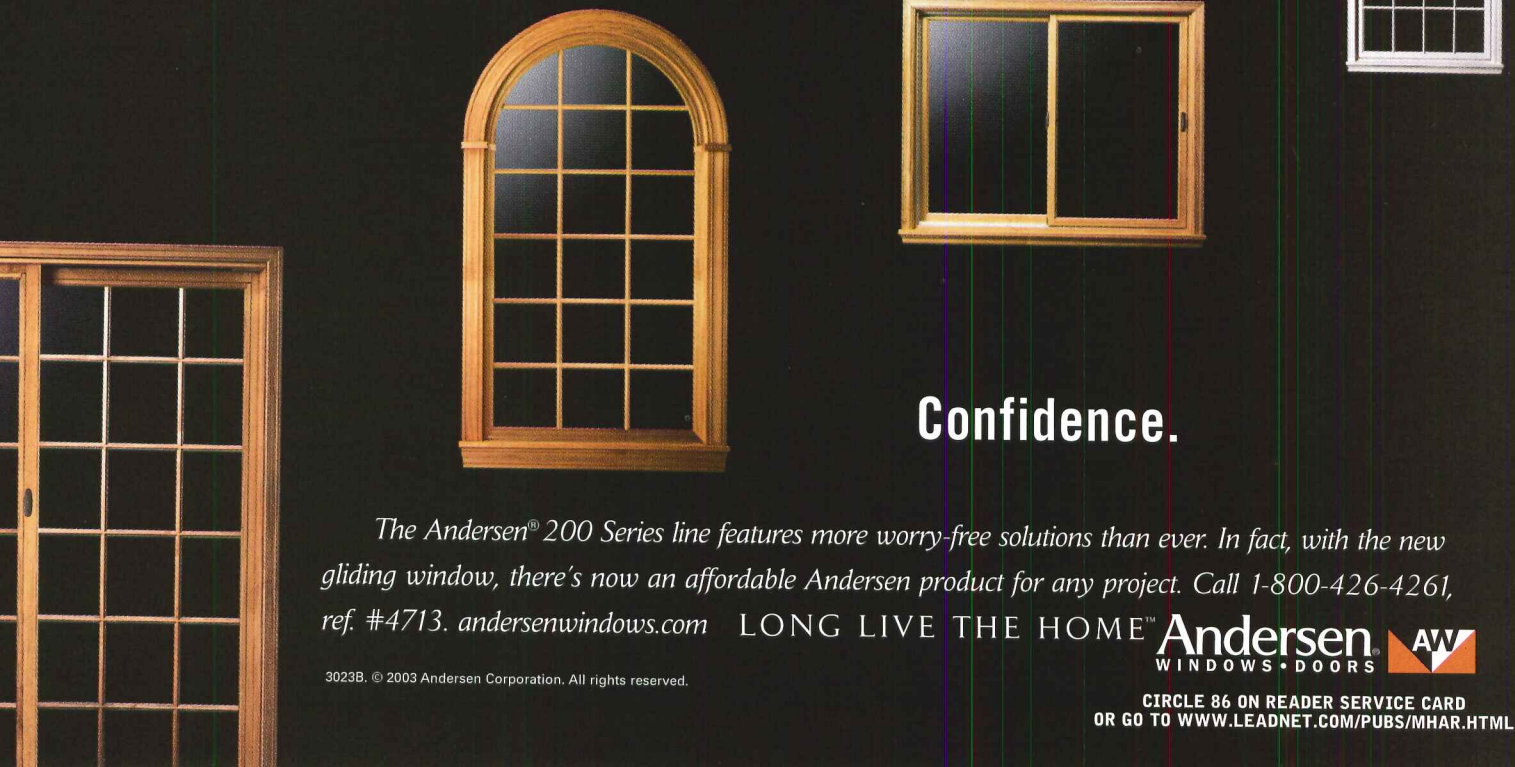


◀ Royal flush

The Crown II is Sloan's latest addition to its piston Flushometer line. The product features a Bak Check control stop with a vandal-resistant spin cap and an ADA-compliant, triple-seal handle that is designed to ensure a fixed flush volume and eliminate overflowing. Crown II's outside cover is offered with accent rings in brushed nickel, lustre gold, polished brass, and satin finishes. 800/9-VALVE-9. Sloan Valve Company, Franklin Park, Ill.

CIRCLE 227

Now get a feature you've always wanted in an affordable window.



Confidence.

The Andersen® 200 Series line features more worry-free solutions than ever. In fact, with the new gliding window, there's now an affordable Andersen product for any project. Call 1-800-426-4261, ref. #4713. andersenwindows.com LONG LIVE THE HOME™

Andersen
WINDOWS • DOORS 

**CIRCLE 86 ON READER SERVICE CARD
OR GO TO WWW.LEADNET.COM/PUBS/MHAR.HTML**

3023B. © 2003 Andersen Corporation. All rights reserved.

Landmarks in Brick



Since 1885, The Belden Brick Company has been making brick in hundreds of colors, sizes and textures. Throughout these years, Belden has established and sustained a widely recognized reputation for the quality of its products.

BELDEN
THE BELDEN BRICK COMPANY

Canton, Ohio / (330) 456-0033

An ISO 9001:2000 Registered
Quality Management System

www.beldenbrick.com

CIRCLE 87 ON READER SERVICE CARD
OR GO TO WWW.LEADNET.COM/PUBS/MHAR

Colors

Belden Brick is available in a world of colors, including soft whites and creams, buffs and dusty tans, delicate pinks, cinnamon reds, chocolate browns, grays and coal blacks. With so many options to choose from, your options are truly endless. Here is a small sample of over 200 colors.

Textures

Belden Brick offers thirteen different textures that range from silky smooth finishes to rugged randomly textured styles. Each texture can make its own distinctive contribution to the visual impact of your project.

Sizes & Shapes

More sizes mean lower wall costs. With as many as sixteen different sizes to choose from, Belden has the size you need. Belden has made thousands of different shapes to provide special details for individual projects. Need an "impossible" shape for your project? Then call Belden Brick and learn how the impossible can become reality.



Product Literature

Kitchen showcase

SieMatic's *American Landscape* brochure series includes the *Modern Classics* and *International Style* titles. The brochures feature actual customer kitchens that showcase the wide range of interpretation available with SieMatic products.

215/244-6813. SieMatic, Bensalem, Pa.

CIRCLE 228

Marketing a new concept

Whirlpool has created a *Family Studio Planning Guide* portfolio of materials, including an interactive CD-ROM, designed to help architects and designers familiarize themselves and introduce clients to the Family Studio concept.

800/253-3977. Whirlpool, Benton

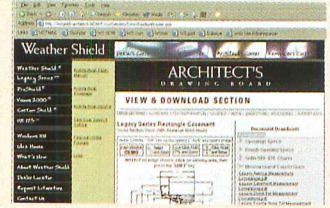
Harbor, Mich. **CIRCLE 229**

Color lighting catalog

In conjunction with its new collection of architectural lighting designs, Ultralights has introduced a new catalog of the company's entire product line. Together with an improved layout of options and specifications, Ultralights now offers

NEW SITES FOR CYBERSURFING

Weather Shield now offers online Architectural Design Manuals www.weathershield.com



Redesigned site provides presentation products specs www.da-lite.com


Obtain AIA/CES learning units through an online presentation on the Garland site www.garlandco.com

color photography. 520/623-9829.

Ultralights, Tuscon. **CIRCLE 230**



Range of table/floor lamps

Nova Lighting has introduced a new 24-page catalog featuring a complete line of contemporary and transitional table lamps, as well as torchères and other floor lamps. The Nova line features more than 300 different styles in a range of profiles and bases. 323/277-6266. Nova Lighting, Huntington Park, Calif. **CIRCLE 231**



For more information, circle item numbers on Reader Service Card or go to www.architecturalrecord.com Advertisers & Products info.

You may run out of homes before you run out of possibilities.



With new Andersen™ Divided Lights, you now have more ways to bring traditional style to any home. Choose from new high-profile exterior grilles, permanent interior grilles, plus custom patterns. For the nearest dealer, call 1-800-426-4261, ref. #4714. Or visit our website at andersenwindows.com

LONG LIVE THE HOME™ Andersen® AW
WINDOWS • DOORS™

3020B. © 2003 Andersen Corporation. All rights reserved. See your Andersen dealer for availability.

**CIRCLE 88 ON READER SERVICE CARD
OR GO TO WWW.LEADNET.COM/PUBS/MHAR.HTML**



Time is running out!

These AIA fall events are just around the corner.

Exciting
conferences
and education
sessions
from the
Professional
Interest Areas
(PIAs)

SEPTEMBER

Justice for the Homeland: Security in Architecture

September 11–13, 2003; Washington, D.C.
Provider: Committee on Architecture for Justice
Questions to caj@aia.org

Density: Myth and Reality

September 12–14, 2003; Boston
Providers: Boston Society of Architects, Regional
and Urban Design Committee, Housing Committee,
and Center for Livable Communities
Questions to tdavis@aia.org

Restoration and Renovation Conference and Exhibition

September 18–21, 2003; Chicago
Provider: Restore Media, LLC
Selected education sessions provided by the
Historic Resources Committee
Questions to hrc@aia.org

OCTOBER

Strategically Leverage Your Prime Asset: Your Future Depends On It!

October 8–10, 2003; Savannah
Provider: Practice Management PIA
Sponsor: Graphisoft
Questions to practicemanagement@aia.org

Urban and Innovative Schools: The Cultural and Social Role of Educational Architecture

October 9–11, 2003; Minneapolis
Provider: Committee on Architecture for Education
Questions to cae@aia.org

Cleveland: The Treasures Within

October 16–18, 2000; Cleveland
Provider: Interfaith Forum on Religion,
Art, and Architecture
Questions to ifraa@aia.org

Connecting the Dots: Understanding the Emerging Digital Building Process

October 16–19, 2003; San Francisco
Provider: Technology in Architectural Practice PIA
Sponsors: Autodesk Revit, Bentley Systems, Inc.,
and Graphisoft
Questions to tap@aia.org

IFMA World Workplace 2003

October 19–21, 2003; Dallas
Provider: International Facilities Management
Association
Education session (design/collaboration track)
provided by Facility Management PIA
Questions to facilitymanagement@aia.org

NOVEMBER

Mold in the Built Environment: Perspectives for Architects

November 8, 2003; San Antonio
Providers: Building Performance PIA, Specifications
and Building Technology, Committee on the
Environment, and Housing PIA
Questions to plukas@aia.org

Historic American Buildings Survey 70th Anniversary Symposium: Technology and Architectural Documentation





November 14–16, 2003; Washington, D.C.
Provider: Historic American Buildings Survey,
National Park Service; Library of Congress;
Historic Resources Committee
Questions to hrc@aia.org

Women, Children, and Healthcare: Designing Facilities for Distinctive Needs

November 19–22, 2003; Denver
Provider: Academy of Architecture for Health
Questions to jbarry@aia.org

Visit the AIA's Web site, www.aia.org, for information on registration and hotel accommodations

Product Literature



Motorized lift system CD

Since 1955, Auton Motorized Systems has been providing motorized lift systems for homes, offices, hotels, yachts, and aircraft. Auton now offers a business card CD that contains current information on Auton's products along with CAD drawings. 661/257-9282. Auton Motorized Systems, Valencia, Calif. **CIRCLE 232**

Trusses from A to Z

The *Encyclopedia of Trusses* has been completely updated and redesigned in full color. More than 250 color photographs and illustrations show typical framing systems, variations and options, truss shapes and configurations, and temporary and permanent bracing examples. 954/781-3333. Alpine Engineered Products, Pompano Beach, Fla. **CIRCLE 233**

Impact-resistant products

Pawling Corporation's Architectural Products Division offers a catalog illustrating the 2003 PRO•TEK line of impact-resistant parking and safety products. The products include heavy-duty

corner and wall guards, extruded bumpers, speed bumps, parking blocks, and bollard covers. 800/431-3456. Pawling, Wassaic, N.Y. **CIRCLE 234**

Jerusalem stone book

Jerusalem Garden Stone's *New Architectural Book* shows completed projects for clients around the world who have specified the company's various stones and finishes. 972 2 9922113. Jerusalem Gardens Stone Works, Beit Shemesh, Israel. **CIRCLE 235**

Technical bulletin on stucco

The Stucco Manufacturers Association offers technical information on efflorescence in Portland cement plaster finishes, or 3-coat stucco. Efflorescence is the crystalline deposit, usually white, that may develop on the surface of integrally colored exterior Portland cement plaster finishes. The technical bulletin includes information on causes, prevention, and remedies. 949/640-9902. Stucco Manufacturers Association, Newport Beach, Calif. **CIRCLE 236**

For more information, circle item numbers on Reader Service Card or go to www.architecturalrecord.com Advertisers & Products info.



Thousands of new choices. (Collect 'em all!)

Andersen now has even more products to help you create homes people want. You'll find new 400 Series sizes, a newly expanded 200 Series line, plus Andersen® architectural windows and doors in dramatic new shapes and sizes. Call 1-800-426-4261, ref. #4715. Or visit our website at andersenwindows.com LONG LIVE THE HOME™



3022B. © 2003 Andersen Corporation. All rights reserved. See your Andersen dealer for availability.

CIRCLE 89 ON READER SERVICE CARD
OR GO TO WWW.LEADNET.COM/PUBS/MHAR.HTML

Vanceva™ Design. Expanding your possibilities

with glass.



If you can imagine it, Vanceva Design can capture it. Colors, patterns, metallic textures—even custom images can all be brought to vivid life in laminated glass.

DESIGN
vanceva™
ADVANCED SOLUTIONS FOR GLASS

www.vanceva.com/design

1-877-674-1233

SOLUTIA

Solutions for a better life.

©Solutia Inc., 2003

Vanceva, Advanced Solutions For Glass, Solutia, Solutions For A Better Life and the Vanceva and Solutia logos are trademarks of Solutia Inc.

Lincoln Road Mall
Regal Cinemas
South Beach, Florida
Architect: Zyscovich, Inc.

CIRCLE 90 ON READER SERVICE CARD OR GO TO WWW.LEADNET.COM/PUBS/MHAR.HTML

ARCHITECTURAL RECORD

ATTENTION ALL BUILDING PRODUCT MARKETERS:

**PLEASE SUBMIT YOUR NEW PRODUCTS TO
ARCHITECTURAL RECORD'S **PRODUCT REPORTS 2003****

Product Reports will again be a major editorial feature in the December issue of ARCHITECTURAL RECORD, presenting the most interesting and useful new building products that will be available to the architect, specifier, and designer in 2004. A panel of architects, consultants, and editors will select products for publication from those submitted by September 5, 2003—and we very much want your company to be included.

Like every **Product Reports** since our first one in 1972, this feature is an A&D reference to product introductions of the previous year and provides our readers with the most up-to-date information available.

There's no entry fee. Just review the product categories listed under "Submit" at www.archrecord.com to locate the section most appropriate for your product. Our panel will view each product category as a group, so please include an image of each submission in a slide, transparency, glossy color photo, or color printout of a digital image. If you send a CD, you must provide a labeled color printout of each image that is on the disk. Please make sure the digital image is a high resolution TIFF (300 DPI, at least 4 x 5 inches). If you have a sample of your product (no larger than 8 x 10 inches), please include it with your submission. E-mailed submissions will not be accepted.

Send the submission form (following page), image, sample, and descriptive material to:

ARCHITECTURAL RECORD
PRODUCT REPORTS 2003
Two Penn Plaza, 9th Floor
New York, NY 10121

Please take a few minutes to round up the photos and information needed. If you have any questions, send a note to the Products Editor, Rita F. Catinella, at rita_catinella@mcgraw-hill.com.

DEADLINE: SEPTEMBER 5, 2003

ARCHITECTURAL RECORD

SUBMISSION FORM

PRODUCT REPORTS 2003

1. Product category and section: _____

(See "Submit" at www.archrecord.com for possible listings. For multiple submissions, please photocopy form. Submissions are limited to three per main category—furnishings, lighting, etc. Do not tape slides to form. Only send products introduced after September 2002. Do not send a CD without including a color printout.)

2. Indicate type of image included with this form:

Slide/transparency Glossy color photo Color printout (with high res image on CD)

(Photography returned only upon request.)

- 3. A 50- to 60-word description of the building product, or a press release, catalog page, or insert that gives pertinent architectural and performance information is included.**
- 4. A sample no larger than 8 x 10 inches is included (optional).**

5. Please fill in completely:

Name of new product: _____

Manufacturer's name (as it should appear in print): _____

Manufacturer's mailing address: _____

Web site: _____

Phone number for reader inquiries: _____

Name of person who will respond to inquiries: _____

Name, title, and phone of person submitting this form (for possible editorial follow-up): _____

6. Send this form, product photography, and descriptive material to:

**ARCHITECTURAL RECORD
PRODUCT REPORTS 2003
Two Penn Plaza, 9th Floor
New York, NY 10121**

DEADLINE: SEPTEMBER 5, 2003

Loves almond croissants, herb focaccia
and using Visa to help manage his cash flow.



You didn't start a business so you could spend your time managing the finances. That's where Visa® Business comes in. We provide flexible payment options which make it easier to purchase supplies and equipment. We also provide management reports to help you keep track of your expenses. The result? You spend less time managing your cash flow and more time building your business. www.visa.com.

Partner Advantage • Management Reporting • Liability Waiver • Worldwide Acceptance



It's everywhere you want to be.®

Apply today for a Visa Business Platinum Card in your company's name. **800.650.8288.**

Capital One®
Small Business Services

Program title: **"New Directions for an Old Building Type," Architectural Record (08/03, page 147).**

AIA/CES Credit: This article will earn you one AIA/CES LU hour of health, safety, and welfare credit. (Valid for credit through August 2005.)

Directions: Select one answer for each question in the exam and completely circle appropriate letter. A minimum score of 70% is required to earn credit.

- | | | | | | | | |
|------|---|---|---|-------|---|---|---|
| 1. a | b | c | d | 6. a | b | c | d |
| 2. a | b | c | d | 7. a | b | c | d |
| 3. a | b | c | d | 8. a | b | c | d |
| 4. a | b | c | d | 9. a | b | c | d |
| 5. a | b | c | d | 10. a | b | c | d |

Last Name _____ First Name _____ Middle Initial or Name _____

Firm Name _____

Address _____ City _____ State _____ Zip _____

Tel. _____ Fax _____ E-mail _____

AIA ID Number _____ Completion date (M/D/Y): _____

Check one: \$10 Payment enclosed. (Make check payable to *Architectural Record* and mail to: Architectural Record/Continuing Education Certificate, PO Box 682, Hightstown, NJ 08520-0682.) For customer service call: 877/876-8093.

Charge my: Visa Mastercard American Express **Card#** _____

Signature _____ **Exp. Date** _____

- Check below:**
- To register for AIA/CES credits:** Answer the test questions and send the completed form with questions answered to above address or fax to 212/904-3150.
 - For certificate of completion:** As required by certain states, answer test questions, fill out form above, and mail to above address, or fax to 212/904-3150. Your test will be scored. Those who pass with a score of 70% or higher will receive a certificate of completion.


Material resources used: Article: This article addresses issues concerning health and safety.
I hereby certify that the above information is true and accurate to the best of my knowledge and that I have complied with the AIA Continuing Education Guidelines for the reported period.

Signature _____ **Date** _____

KEPCO+

DISNEY
CORPORATE
HDQTRS.
BURBANK, CA

Architectural
Cladding Systems




BARULI RED SANDSTONE

PHOTO CREDITS
MARVIN RAND

www.kepcoplus.com

CUSTOM
CLADDING
QUALITY
RESULTS




Turning Grey Concrete **GREEN**

These microscopic, glassy spheres are fly ash – and at ISG Resources, we sell millions of tons of them every year.

Produced by burning coal at electric power plants, fly ash might be destined for disposal in a landfill. But when added to concrete, fly ash makes concrete easier to work with, stronger and more durable.

Fly ash also improves the environmental performance of concrete. Mining and manufacturing of other raw materials can be reduced. Greenhouse gas emissions also decrease. In fact, using a ton of fly ash can save almost a ton of CO₂ emissions from being introduced into the atmosphere. In addition to concrete, fly ash is used in mortars, stuccos and a variety of other building materials.


That's an improvement worth specifying.




A HEADWATERS Company

1.888.236.6236 • www.flyash.com

Contact ISG for free technical literature and information
on how fly ash use benefits the environment.



Member



AIA/CES Registered Provider

Introduces **New Digital Edition**

Get a **FREE** sample issue today!

Go to <http://archrecord.com/digital.asp>



**Same award-winning content—
Same great design and photography...**

Only now digital with more features not available in the print edition, such as:

- **Easy storage:** Archive back issues on your computer for fast reference.
- **Immediate Access:** Your issue will be automatically downloaded to your PC. You'll receive your digital copy the day the issue is completed.
- **Keyword Searches:** Quick and easy search features allows you to access products, projects, people and topics in a flash.
- **Electronic Notes:** Highlight and make notes in articles for future reference.

**Get Your FREE
Sample Issue Today!**
Go to <http://archrecord.com/digital.asp>



Program title: **Masonry Mortars: Developing a Quality Assurance Program, Architectural Record (08/03, page 161)**

AIA/CES Credit: This article will earn you one AIA/CES LU hour of health safety welfare credit. (Valid for credit through August 2005)

Directions: Select one answer for each question in the exam and completely circle appropriate letter. A minimum score of 70% is required to earn credit.

- | | | | | | | | | | |
|----|---|---|---|---|-----|---|---|---|---|
| 1. | a | b | c | d | 6. | a | b | c | d |
| 2. | a | b | c | d | 7. | a | b | c | d |
| 3. | a | b | c | d | 8. | a | b | c | d |
| 4. | a | b | c | d | 9. | a | b | c | d |
| 5. | a | b | c | d | 10. | a | b | c | d |

Last Name _____ First Name _____ Middle Initial or Name _____

Firm Name _____

Address _____ City _____ State _____ Zip _____

Tel _____ Fax _____ E-mail _____

AIA ID Number _____ Completion date (M/D/Y): _____

Check one: \$10 Payment enclosed. (Make check payable to *Architectural Record* and mail to: *Architectural Record/Continuing Education Certificate*, PO Box 682, Hightstown, NJ 08520-0682.) **For Customer Service, call: 877-876-8093.**

Charge my: Visa Mastercard American Express Card# _____

Signature _____ Exp. Date _____

Check below:
 To register for AIA/CES credits: Answer the test questions and send the completed form with questions answered to above address or fax to 212-904-3150.
 For Certificate of Completion: As required by certain states, answer test questions, fill out form above, and mail to above address, or fax to 212-904-3150.
 Your test will be scored. Those who pass with a score of 70% or higher will receive a certificate of completion.

Material resources used: Article: This article addresses issues concerning health and safety.
I hereby certify that the above information is true and accurate to the best of my knowledge and that I have complied with the AIA Continuing Education Guidelines for the reported period.

Signature _____ Date _____

3D Studio Line
glass:trio

Best of NeoCon 2003 Gold Winner

Trio is our new three-dimensional cast glass texture. Tempered panels available up to 48" x 120" in clear, frosted and colored finishes.

Joel Berman Glass Studios Ltd
www.jbermanglass.com
US + Canada 1 888 505 4527

Fastest Quick Ship™ Program in the Skylight Industry

Major Industries, the second-oldest translucent daylighting company in the world, introduces Quick Ship™, a new interactive web-based system that can be used to speed up the process of ordering a pre-engineered skylight. With Quick Ship™, owners or architects can visit the company's web site at <http://www.majorskylights.com>, choose the correct dimensions, slope, color, and other design parameters, and have a price within one business day.

- Ultra-Fast Delivery
- Error-Free Designs
- Significant Cost Savings

MAJOR INDUSTRIES

Major Industries, Inc.
P.O. Box 306
Wausau, WI 54402-0306
(715) 842-4616 voice
(715) 848-3336 fax

888 SkyCost

www.majorskylights.com


When AIA Contract Documents are in force, everyone's interests are in balance.

AIA Contract Documents were created from a consensus of contractors, developers, lawyers and architects.

They have been written expressly to balance the interests of all parties.

They cover all phases of a project from beginning to end. And, they have been clarified by 115 years of legal precedent.

Courts have recognized their legal legitimacy time after time. Which is why no other standard contract document



system is as effective at keeping projects running smoothly and finishing successfully. They're available in paper

or electronic form, with flexible pricing.

Plus our new software release features full

Microsoft® Word functionality and improved

navigational aids,

as well as formatting

and collaboration options. To learn

more about our latest software, go to

www.aia.org or call 1-800-365-2724.

AIA Contract Documents

Program title: **Architects' Widening View of Windows: Technical Advances Elevate the Role of Fenestration, Architectural Record (08/03, page 167)**
 AIA/CES Credit: This article will earn you one AIA/CES LU hour of health safety welfare credit. (Valid for credit through August 2005)
 Directions: Select one answer for each question in the exam and completely circle appropriate letter. A minimum score of 70% is required to earn credit.

083SPONB

- | | | | | | | | |
|------|---|---|---|-------|---|---|---|
| 1. a | b | c | d | 6. a | b | c | d |
| 2. a | b | c | d | 7. a | b | c | d |
| 3. a | b | c | d | 8. a | b | c | d |
| 4. a | b | c | d | 9. a | b | c | d |
| 5. a | b | c | d | 10. a | b | c | d |

Last Name _____ First Name _____ Middle Initial or Name _____

Firm Name _____

Address _____ City _____ State _____ Zip _____

Tel _____ Fax _____ E-mail _____

AIA ID Number _____ Completion date (M/D/Y): _____

Check one: \$10 Payment enclosed. (Make check payable to *Architectural Record* and mail to: *Architectural Record/Continuing Education Certificate*, PO Box 682, Hightstown, NJ 08520-0682.) **For Customer Service, call: 877-876-8093.**

Charge my: Visa Mastercard American Express Card# _____ Exp. Date _____


Signature _____ Exp. Date _____

- Check below:
- To register for AIA/CES credits:** Answer the test questions and send the completed form with questions answered to above address or fax to 212-904-3150.
 - For Certificate of Completion:** As required by certain states, answer test questions, fill out form above, and mail to above address, or fax to 212-904-3150. Your test will be scored. Those who pass with a score of 70% or higher will receive a certificate of completion.

Material resources used: Article: This article addresses issues concerning health and safety.
I hereby certify that the above information is true and accurate to the best of my knowledge and that I have complied with the AIA Continuing Education Guidelines for the reported period.

Signature _____ Date _____

varia™ is a material, a tool, and a full palette of creative opportunity. Translucent, frosted and opaque panels consisting of form, texture and color offering complete design freedom.



Ever Heard of Murphy's Law?

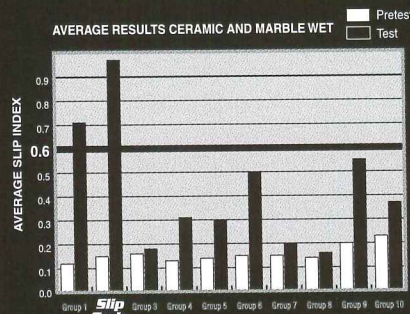


Go With The Best Choice in
Anti-Slip Applications . . .

Slip Tech

Since 1986, Slip Tech has been the best choice for treating ceramic tile, stone and even agglomerates. We'll test treat your material for free and give you the longest warranty in the business.

Insurance Industry Tests Prove: Coatings Don't Work



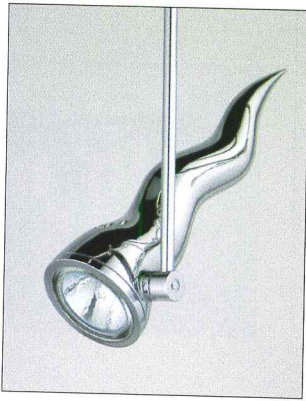
In tests conducted for the Independent Insurance Industry by Ace Insurance / ESIS, Slip Tech outperformed all other products by a wide margin.

(Sept 2000)
www.esis.com/
ESISRT2000-0600.pdf

Slip Tech
www.sliptech.com

1 (800) NO SLIPØ (1-800-667-5470) • E-Mail: brian@sliptech.com

Opus by Prima Lighting




Exciting and unique, the "Flame" spotlight is a real statement. It is meant to be seen and appreciated. Flame can be used in low voltage monorail, cable, and mono-point / multi-point canopy systems. Options of Polished Chrome and Matte Silver finish, MR16 Max 50W. For more information, call toll free 866-885-4915 or visit www.primalighting.com.

Prima Lighting Corp.

CIRCLE 150 ON READER SERVICE CARD
OR GO TO WWW.LEADNET.COM/PUBS/MHAR.HTML

Outdoor Fixtures



ARK's exciting new line of outdoor stainless steel fixtures make an excellent choice for outdoor applications. This new line joins the current RLM fixtures ranging from 6" to 20" diameters. For use with incandescent, LV, fluorescent and HID lamps. All fixtures are UL or ETL approved for wet location. www.arklighting.com

ARK Lighting

CIRCLE 151 ON READER SERVICE CARD
OR GO TO WWW.LEADNET.COM/PUBS/MHAR.HTML

Modern Architectural Lighting



Our collection of modern lighting features clean design and simple fabrication. Each pendant fixture, surface mount light and wall sconce combines finely finished metals with either hand-blown colored, or shaped and textured glass. This distinctive marriage of glass and metal creates a 21st century look that is captivating yet affordable. Tel. 206-282-3023 Fax 206-282-3276 www.fluxinc.org

Flux, Incorporated

CIRCLE 152 ON READER SERVICE CARD
OR GO TO WWW.LEADNET.COM/PUBS/MHAR.HTML

Sivoia QED™




Transform harsh glare into soft, pleasing light without disrupting the ambiance. Lutron Electronics has introduced Sivoia QED, a sophisticated and versatile window treatment system featuring state-of-the-art Quiet Electronic Drive technology. Sivoia QED provides the utmost in energy savings, elegance, and convenience, including one-button integration with Lutron lighting control systems. 1-800-523-9466 www.lutron.com

Lutron

CIRCLE 153 ON READER SERVICE CARD
OR GO TO WWW.LEADNET.COM/PUBS/MHAR.HTML

Eurospan® the Wide-Span Acoustical Fabric System.



With Eurospan® Fabric system, architects can design effective acoustic treatments without compromising their creativity. Flat, domed or coffered ceilings, custom floating clouds or high walls in any commercial or institutional environment are perfectly suited for the system. Visit www.walltechnology.com. Wall Technology, an Owens Corning Company.

Wall Technology

CIRCLE 154 ON READER SERVICE CARD
OR GO TO WWW.LEADNET.COM/PUBS/MHAR.HTML

Fully Concealed Ceiling System



The only worry-free, fully concealed ceiling system on the market, Ecophon Focus D provides an elegant yet practical solution to interior design challenges because there is no visible grid. Focus D allows repeated access to the plenum while maintaining the precision of the grid. Each panel is demountable for hassle-free maintenance. Great looks, durability, high recycled content and unparalleled acoustic performance. 877/258-7845 www.ecophon-us.com

Ecophon CertainTeed, Inc.

CIRCLE 155 ON READER SERVICE CARD
OR GO TO WWW.LEADNET.COM/PUBS/MHAR.HTML

Fabric Structures




Eventscape is a custom manufacturer of superior quality fabric structures for architectural interiors and custom exhibits. Since 1993 Eventscape has been instrumental in the growing awareness and use of frame and fabric as a versatile solution for a variety of design applications. Eventscape's expansive palette of workable fabrics gives designers the freedom to create without boundaries. t.416.231.8855 www.eventscape.net

Eventscape

CIRCLE 156 ON READER SERVICE CARD
OR GO TO WWW.LEADNET.COM/PUBS/MHAR.HTML

150 Watt Metal Halide Framing Projector



Presenting the unique 150 Watt metal halide recessable framing projector for multiple illumination from one source by means of patented photographic imaging process. Call toll free (800) 528-0101 or log on to www.wendelighting.com.

Wendelighting

CIRCLE 157 ON READER SERVICE CARD
OR GO TO WWW.LEADNET.COM/PUBS/MHAR.HTML

**Roof-Top Pipe, Conduit,
 Duct, and Walkway Systems**



MIRO Industries, Inc., provides solutions for supporting roof-top pipe, conduit, duct, and walkway systems that prevent damage to the roof membrane and that effectively support a variety of loads. MIRO manufactures a complete line that is suited to carry most mechanical and electrical products that are placed on a rooftop while also allowing for a various range in height adjustment and flexibility. MIRO offers the most durable roof-top supports in the industry. www.miroind.com

MIRO Industries, Inc.

CIRCLE 158 ON READER SERVICE CARD
 OR GO TO WWW.LEADNET.COM/PUBS/MHAR.HTML

**Green flooring
 is on a roll.**



Function follows form, with ECO surfaces® Commercial Flooring. Unlike other recycled rubber floors, it's available in two forms, rolls and tile. Perfect for spaces from hallways to concert halls, ECOsurfaces is on a roll, proving green works anywhere. For samples and info call 1-877-326-7873 or visit www.ecosurfaces.com.

ECOsurfaces® Flooring

CIRCLE 159 ON READER SERVICE CARD
 OR GO TO WWW.LEADNET.COM/PUBS/MHAR.HTML

**Durability • Security • Distinction
 Fencing & Access Control**



Master Halco has been designing and manufacturing the highest quality fence systems for more than 40 years. Let our designs be a reflection of yours, no matter what type of fencing your project calls for. Choose from a complete line of estate gates, ornamental iron, aluminum, vinyl, wood, chainlink and gate operators. To request a specification binder, please contact us at (800) 229-5615 spec@FenceOnline.com or visit www.FenceOnline.com

Master Halco

CIRCLE 160 ON READER SERVICE CARD
 OR GO TO WWW.LEADNET.COM/PUBS/MHAR.HTML

System M2



As innovators of washroom plumbing design, Neo-Metro Collection's System M2 is the solution that merges creative design with ease of installation. Only one plumbing connection is required for multiple basin arrangements, in a variety of modern basin styles and options. System M2 is the ideal washing system for modern office spaces, restaurants and hospitality venues. Call (800) 591-9050 or visit www.neo-metro.com.

Neo-Metro® Collection

CIRCLE 161 ON READER SERVICE CARD
 OR GO TO WWW.LEADNET.COM/PUBS/MHAR.HTML

Applications



The new flush exit device is designed for use on TOTAL DOORS in single, pairs and double egress pairs. Ideal for corridor & elevator lobby applications in all commercial facilities. The exit device allows continuous, uninterrupted sightlines in corridors when doors are pocketed in the open position. Its quiet operation is ideal anywhere noisy hardware is a problem. TOTAL DOORS can be retrofitted into existing door frames, saving time & expense.

Openings

CIRCLE 162 ON READER SERVICE CARD
 OR GO TO WWW.LEADNET.COM/PUBS/MHAR.HTML

**Lyptus® High-Grade,
 Hardwood Flooring Brochure**




Weyerhaeuser Building Materials is offering its Lyptus® high-grade hardwood flooring brochure to consumers, architects and builders interested in installing this high-grade, extremely durable and ecologically-friendly hardwood flooring. The tri-fold brochure offers full-color raw material and end-use application photos, plantation growth and processing information, and details on sustainable forest management. 877-235-6873 www.weyerhaeuser.com/wbm.

Weyerhaeuser

CIRCLE 163 ON READER SERVICE CARD
 OR GO TO WWW.LEADNET.COM/PUBS/MHAR.HTML

North Country Slate



North Country Slate offers a new brochure explaining the design and performance advantages of their remarkable roofing material to your residential customers. In six glossy pages, "Slated for Excellence" presents all the features and benefits to your client, the homeowner. Make sure you have this brochure on hand for your next discussion on slate roofing. For more information, call 800-975-2835, email us at info@ncslate.com or visit: www.northcountry slate.com.

North Country Slate

CIRCLE 164 ON READER SERVICE CARD
 OR GO TO WWW.LEADNET.COM/PUBS/MHAR.HTML

**Three-Sided Fireplace
 for Unlimited Installations**




Heat-N-Glo introduces model PIER-TRC, a three-sided direct vent fireplace that can be terminated vertically or horizontally to accommodate nearly any application. The PIER-TRC is perfect as a room divider, bar, end of counter or a wide variety of creative installation possibilities. As with all Heat-N-Glo fireplaces, the PIER-TRC can be operated by remote control for the ultimate in convenience. Call 888-427-3973.

Heat-N-Glo

CIRCLE 165 ON READER SERVICE CARD
 OR GO TO WWW.LEADNET.COM/PUBS/MHAR.HTML

Fire Rated Glass Wall



Introducing the first U.S. 60 minute fire rated, butt-glazed transparent wall—the Vision 60 System. The system incorporates Pyrobel-60, manufactured by Glaverbel, and InterEdge's Quick-Frame or StileLite framing system at the perimeter. The Vision 60 System offers architects what they have wanted for years—the ability to have a rated, continuous glazed transparent wall, uninterrupted by intermediate framing. www.firesafe-glass.com

InterEdge Technologies

CIRCLE 166 ON READER SERVICE CARD
OR GO TO WWW.LEADNET.COM/PUBS/MHAR.HTML

Fire Rated Glass Solutions



Backed by the depth and resources of more than 300 years of glass history and expertise, Vetrotech Saint-Gobain is able to offer the industry's broadest range of products based upon diverse technologies and manufacturing processes. Clear wire-free aesthetics that balance cost and performance against design and code requirements. For detailed information call 888.803.9533 or visit www.vetrotechUSA.com

VETROTECH Saint-Gobain

CIRCLE 167 ON READER SERVICE CARD
OR GO TO WWW.LEADNET.COM/PUBS/MHAR.HTML

Fire-rated glass: Pyroshield™ Plus




In response to the changes in the IBC 2003 and NFPA 5000 building codes, General Glass International has introduced Pyroshield™ Plus, a laminated polished wire glass manufactured by Pilkington Glass UK. It is the most cost-effective 45 minutes fire-rated glass including hose stream and has been approved for safety glazing in CPSC Category I applications. For further information call 800.431.2042 Ext. 227.

General Glass International

CIRCLE 168 ON READER SERVICE CARD
OR GO TO WWW.LEADNET.COM/PUBS/MHAR.HTML

Bent Sandcarved Glass Panels



Fox Fire Glass provides glass solutions for any project. This photograph features a detail of the textured curved glass from the Detroit McNamara Terminal's underground tunnel. Fox Fire's custom only approach to architectural glass allows for endless possibilities. Visit us at www.foxfireglass.com

Fox Fire Glass

CIRCLE 169 ON READER SERVICE CARD
OR GO TO WWW.LEADNET.COM/PUBS/MHAR.HTML

Trespa Meteon® Exterior Cladding Systems



The Trespa Meteon® system is a unique exterior façade cladding for new construction & re-cladding projects. Weather resistance, high color stability, impact resistance, and a nonporous surface structure result in a product suitable for a wide range of exterior applications. Trespa Meteon® is available in a variety of standard solid colors, natural prints and rich metallic hues as well as satin, gloss and rock textures. Trespa is BEES listed and a member of USGBC. 800.487.3772

Trespa North America

CIRCLE 170 ON READER SERVICE CARD
OR GO TO WWW.LEADNET.COM/PUBS/MHAR.HTML

Fire-Rated Glazing Handbook



Technical Glass Products has released a new handbook that specifically addresses issues at stake in specifying fire-rated glass for school construction. Written in a question and answer format, the 12-page handbook discusses recent code changes, impact protection and selecting appropriate products for educational facilities. It also provides a chart that offers a side-by-side comparison of fire-rated glazing options. 1-888-397-FIRE (3473) www.fireglass.com.

Technical Glass Products

CIRCLE 171 ON READER SERVICE CARD
OR GO TO WWW.LEADNET.COM/PUBS/MHAR.HTML

Where Glass Becomes Architecture™




Oldcastle Glass, North America's largest independent provider of glass products and services offers proprietary products such as Stackwall™/VisionVue™, Bentemp™, and Heat Mirror™. Heat Treated, Laminated, Insulating, Spandrel, Silk-Screened, Decorative, Hurricane-Resistant, Bullet-Resistant, Security and All Glass Entrance Systems. Call 1-866-OLDCASTLE or visit www.oldcastleglass.com and log on to GlasSelect™, our interactive glass specification tool.

Oldcastle Glass®

CIRCLE 172 ON READER SERVICE CARD
OR GO TO WWW.LEADNET.COM/PUBS/MHAR.HTML

Hufcor Movable Glass Partitions Systems



Hufcor introduces a complete new line of movable glass partition systems featured in a new brochure. The line features frameless storefront style panels with patent-pending batwing passdoors, acoustic and weather resistant glass-walls without floor tracks, wood-clad products and electrically controlled E-Trac tracking system and Loschwand overhead systems. Call, Hufcor at 800-542-2371, Ext. 332 or visit www.hufcor.com

Hufcor Inc.

CIRCLE 173 ON READER SERVICE CARD
OR GO TO WWW.LEADNET.COM/PUBS/MHAR.HTML

**Shoji – Custom Dividers,
Passage and Pocket Doors**



Custom Shoji screens built with exceptional Craftsmanship and Design. Made in the USA using finest hardwoods, durable facings and unsurpassed joinery. Perfect for Commercial, Hospitality and Residential projects. Order 28-page catalog featuring latest in Shoji Design ideas. 800-634-3268 or www.cherrytreedesign.com

Cherry Tree Design

CIRCLE 174 ON READER SERVICE CARD
OR GO TO WWW.LEADNET.COM/PUBS/MHAR.HTML

Gagecast™




Gagecast™ is a cast metal wall surfacing material suitable for a variety of interior architectural applications where patterns that feature high luster, relief, durability, and cost effective installation are a requirement. Twenty-four designs are standard, however, custom collaboration is encouraged. Gagecast™ is one component of Gage Vertical Surfacing. Contact the factory for product literature and selected samples. 800.786.4243 www.gageverticalsurfacing.com

Gage Corporation, Intl.

CIRCLE 175 ON READER SERVICE CARD
OR GO TO WWW.LEADNET.COM/PUBS/MHAR.HTML

**Pass the A.R.E.
Study With Archiflash®**



GET THE NEW 4TH EDITION. Prepare for the Architect Registration Exam with Archiflash®. Each set contains 1,152 expertly written flashcards covering all six multiple choice tests. Learning is easy with timesaving charts, definitions, diagrams, and multiple choice Q & A. More information than you ever thought possible in an easy-to-use flashcard format. Only \$89.95. Order by phone: 800-411-7314 or online: www.archiflash.com.

Nalsa, Inc.

CIRCLE 176 ON READER SERVICE CARD
OR GO TO WWW.LEADNET.COM/PUBS/MHAR.HTML

Titus Tile™



EcoStar™, a manufacturer of premium steep slope roofing products, is proud to introduce Titus Tile™ to their existing line of revolutionary premium steep slope roofing products. Titus Tile was created for large roof areas where a specific traditional historic European look is desired. At 2-1/2 times the size of normal tiles, Titus Tile is very economical due to the use of fewer tiles and less time for installation. For more information: 800.211.7170 www.premiumroofs.com

EcoStar

CIRCLE 177 ON READER SERVICE CARD
OR GO TO WWW.LEADNET.COM/PUBS/MHAR.HTML

**Chadsworth's 1.800.Columns®
www.columns.com**




Columns, pillars, pilasters and posts available in wood, PolyStone™ and fiberglass. Interior, exterior. Variety of sizes and styles. Competitive prices. Job-site delivery. Worldwide shipping. Our award-winning Idea Book features an exciting collection of column projects. Includes Columns Product Portfolio, \$20. Columns Product Portfolio \$5 (credited to first order). Free brochure. 800.486.2118, Fax 910.763.3191

Chadsworth's 1.800.Columns®

CIRCLE 178 ON READER SERVICE CARD
OR GO TO WWW.LEADNET.COM/PUBS/MHAR.HTML

**Pine Hall Brick
Rumbled® Pavers**




Pine Hall Brick Company's newest genuine clay paver has created quite a rumble! They are tumbled after firing to represent an 'old world' look. Available in Full Range (pictured), Ironspot, Main Street (Full Range with white added) and Rose Full Range. Rumbled® pavers have the cobblestone look of a paver that's been around for hundreds of years. 800-334-8689 www.americaspremierpaver.com

Pine Hall Brick

CIRCLE 179 ON READER SERVICE CARD
OR GO TO WWW.LEADNET.COM/PUBS/MHAR.HTML

**Panelfold's
Best Kept Secret!**



Sonicwal® acoustical, wood folding partitions – Panelfold's best kept secret! Acoustical ratings to STC 50 and NRC 70, manually or electrically operated. Sonicwal® partitions may be specified in a wide variety of surfacing materials. Panelfold Electronic Library Version 3 on CD ROM available upon request by FAX (305-688-0185) or E-mail: sales@panelfold.com. Please visit our website: www.panelfold.com

Panelfold

CIRCLE 180 ON READER SERVICE CARD
OR GO TO WWW.LEADNET.COM/PUBS/MHAR.HTML

**The Patented Screen Tight™
Porch Screening System**



Screen Tight combines the proven method of spline screening with the low maintenance features of vinyl, resulting in a clean appearance and a tighter screen. No more rusty nails, latticework, staples, saggy screens, or painting. The two-part system is offered in 1.5" and 3.5" widths and four popular colors and can accommodate openings up to 40 square feet. 800-768-7325. www.screenight.com

Screen Tight

CIRCLE 181 ON READER SERVICE CARD
OR GO TO WWW.LEADNET.COM/PUBS/MHAR.HTML

**Perfect for
Gated Communities**



Model 400
UL 325

FAAC is the world's largest specialized manufacturer of hydraulic operators for swing, slide and barrier gate systems. The Model 400 heavy-duty hydraulic swing gate operator is UL 325 compliant and designed for applications needing maximum versatility, such as subdivisions and apartments. Its power and reliability also make it ideal for large, ornate gates. Visit www.faacusa.com for brochures and specifications.

FAAC International, Inc.

CIRCLE 182 ON READER SERVICE CARD
OR GO TO WWW.LEADNET.COM/PUBS/MHAR.HTML

**Panasonic WhisperLite™
Ventilation Fan**



The Panasonic WhisperLite™ Ventilation Fan combines a sleek, new grille design that's sure to catch your eye with super-quiet operation that's easy on your ears. A new Night-Light feature brings added convenience to this premium Energy Star® qualified model. 1-866-292-7292 www.panasonic.com/building

Panasonic

CIRCLE 183 ON READER SERVICE CARD
OR GO TO WWW.LEADNET.COM/PUBS/MHAR.HTML

Cladtek Canopy Systems



These visually appealing assemblies are constructed of hand-finished #304 and #316 stainless steel and architectural laminated glass retained by Waltek's stainless steel and silicone strain relief pendants. When considering a transparent shelter or point-supported wall systems, the Cladtek product line by Waltek will provide the experience and flexibility needed to complete the inspiration. www.waltek.com

Waltek & Company, Ltd.

CIRCLE 184 ON READER SERVICE CARD
OR GO TO WWW.LEADNET.COM/PUBS/MHAR.HTML

**Columns, Balustrades
& Mouldings**



Melton Classics columns, balustrades and mouldings are the standard for quality and design. Columns are offered in fiberglass, poly/marble composite, synthetic stone, cast stone, GFRC and wood. Balustrades are offered in synthetic stone, poly/marble, polyurethane and cast stone. Ask us about our full line of cast stone products, and polyurethane mouldings and details. 800-963-3060, meltonclassics.com

Melton Classics

CIRCLE 185 ON READER SERVICE CARD
OR GO TO WWW.LEADNET.COM/PUBS/MHAR.HTML



Custom Aluminum Staircases

From a single story to seventy stories, JOMY can customize an aluminum staircase to meet your needs. All staircases are custom built to site and code specific conditions. Engineered to last the lifetime of the building without rust or corrosion.

Stairs are constructed from custom anodized aluminum extrusions with stainless steel fasteners. All stairs are shipped pre-assembled in component parts. They are light-weight, easy to install and extremely strong.

Additional information can be found at <http://www.jomy.com> or contact us directly at 800-255-2591. JOMY® Products, Inc. has solutions for all of your access or egress requirements.


**JOMY® is a product you can specify with confidence.
Why specify anything else?**



CIRCLE 97 ON READER SERVICE CARD OR GO TO WWW.LEADNET.COM/PUBS/MHAR.HTML

One **source** for industry-leading information and intelligence.

Introducing the McGraw-Hill



connecting people_projects_products

In today's challenging environment, success is often a matter of access and timing. That's why we've introduced the McGraw-Hill Construction Network: the faster, better, smarter way to find and manage business opportunities. No matter who you are in the design and construction industry, the Network seamlessly connects you to the people, projects and products you need, right on your desktop.

Whether you're looking to identify more opportunities or to stay one step ahead of the competition, the McGraw-Hill Construction Network helps you generate real results.

With the McGraw-Hill Construction Network, you're in *fast* company. It's powered by our industry-leading information sources: Dodge, Sweets, *Engineering News-Record (ENR)*, *Architectural Record* and Regional Publications.

Quick, decisive action is a snap with this easy-to-use, custom-tailored, web-based solution that puts project leads, plans and specs, analysis and management tools – along with your data – right at your fingertips. So you can make smart moves. Ahead of your competition. Without missing a beat. Join the Network and make business happen. It's that simple.

Construction Network



Act now! Call **1-800-393-6343** to activate
your **FREE TRIAL** and see jobs in your area today!

Get the right connections and
make the right moves, at the right time

Gain a competitive advantage

Increase your profits

Join the McGraw-Hill Construction Network
to work for you.

Find out more, go to www.construction.com

McGraw Hill
CONSTRUCTION

Dodge
Sweets
Architectural Record
ENR
Regional Publications

POSITIONS AVAILABLE

ARCHITECT

Architect wanted by Ft. Lauderdale architectural/engineering firm. Must have Bachelor degree or equivalent in Architecture, 5 yrs. exp. in job offered, and 2 yrs. exp. in airport development. Send resumes to: Bermello, Ajamil & Partners, Inc., 2601 S. Bayshore Dr., 10th Floor, Miami, FL 33133.

INTERN ARCHITECT (MULTIPLE OPENINGS)

Under supervision of licensed architect, perform preliminary architectural design, computer-aided drafting using Microstation, Illustrator, ArchiCAD, Photoshop, detailing, freehand sketching, color rendering; prepare schematics & design development drawings; coordinate with structural, mechanical & electrical drawings; construct physical study models; prepare construction documents. Req. MS or foreign equiv degree in Architecture or related & demonstrated ability to perform stated duties by portfolio plus 1 yr exp in job offered or 1 yr in related occupation as Intern Architect, Architect or any suitable combo of edu., training, and/or work exp. Send resume to CCCA, 1708 Peachtree St. NW, Ste 309, Atlanta, GA 30309. Ref CW

ARCHITECTURAL DESIGNER

Architectural Designer sought for Arch. firm in Rolling Meadows to prepare design dwgs and constr. documents. Reqs: Bachelors in Arch. or eq. and min. 1 yr exp. as Intern Architect or eq. Masters degree a plus. Mail resumes to: Gilfillan Callahan Architects, Ste 1000, 1600 Golf Rd, Rolling Meadows, IL 60008, Attn: Laura Joens.

ARCHITECT (JERICHO)

Min 2 yrs exp as Architect working on various projects; office/comm'l space, single & multiple user residential projects. Dsgn, Qual Cont, Const Dsgn & Proj Mgmt. Skills: AutoCad 2000, #3D Studio Max 2, Sure Track, Photoshop, MS Project. Bach in Arch. Send resume: Crest Contracting, Inc, 380 N. Broadway PHE, Jericho, NY 11753 or fax: 516-466-1677.

ARCHITECTS - ALL LEVELS / ALL SPECIALTIES

JR Walters Resources, Inc. specializing in the placement of technical professionals in the A&E field. Openings nationwide. Address: P.O. Box 617, St. Joseph, MI 49085 Tel: 269-925-3940 Fax: 269-925-0448 E-mail: jrwwa@jrwalters.com VISIT our web site at www.jrwalters.com

ARCHITECT INTERN

Architect Intern, for Miami, to assist in urban design, survey of historic bldgs, research. Full time position, M-F offers market level salary. Applicants with Master's degree in Arch. with emphasis in suburb and town design and 6 mos. rel. exp. Send resumes only to: Allan T. Shulman, Arch. P.A., 434 N.E. 28th Street, Miami, FL 33137.

ARCHITECTURAL INTERN

Resumes by fax only to Cordoba Gervin Schweitzer, 444 N. 3rd St. #301, Sacramento, CA 95814, fax (916) 443-1645.

ARCHITECTURE DESIGNER

Exp. req'd. Job loc.: Concord. tBP/Architecture. Fax resume to HR, (925) 246-6495 or mail to: 1000 Burnett Ave., #140, Concord, CA 94520.

archrecord.construction.com

ARCHITECT SELECTION



Central Library Renovation and Expansion

PHILADELPHIA, PENNSYLVANIA

The Free Library of Philadelphia is seeking an Architect to design renovations to the existing 300,000 SF Central Library building and a new 180,000 SF addition. The selection process will be comprised of two stages. The initial phase will consist of a review of Statements of Qualifications to be submitted by interested candidates. Candidates should demonstrate a record of outstanding, award-winning design quality.

Statements of Qualifications are due *Friday, August 22, 2003.*

For a copy of Request for Qualifications (RFQ), contact Becker & Frondorf, Noam Ramati, Project Manager, at 215-772-1400 ext. 30 or nramati@beckerfrondorf.com

GREAT JOBS IN NEW ENGLAND

Looking for a job in Boston or the surrounding area? Check out the Boston Society of Architects/AIA's Building Industry Classified at www.architects.org. This online service includes job opportunities, space available and service listings.

BUSINESS OPPORTUNITIES

FOR SALE — AERIAL MAPPING FIRM

An advanced aerial mapping company located in the Southeast. This business provides photogrammetric mapping services to civil engineers, cities, counties, department of transportation, water management districts, utilities, port authorities (air and sea) etc. The company established excellent reputation for its quality mapping and imagery products. owner will help with training and consultation. Fully staffed nets 1M+. 954-481-8661 (Broker).

ARCHITECTURAL FIRM FOR SALE

Well-established firm with sales approaching \$1 million serving commercial clientele in Central Pennsylvania. Call 814-238-4638.

ARCHITECTURAL PHOTOGRAPHY

ARCHITECTURAL PHOTOGRAPHY
Quality work, Colour & B/W. Sensible rates, satisfaction guaranteed. 30 yrs. experience, tear sheets available. Anywhere USA. Fred Figall (540) 937-5555 Fax: (540) 937-3781. ffigall@juno.com

RENDERINGS

WATERCOLOR RENDERINGS

Fortune 500 clientele, Watercolor: 11" x 17" 3 days. Evocative, Poetic, Effective Quick Sketches Too! Visa, MC, AmEx. Mayron Renderings, 1-800-537-9256, 1-212-633-1503. Visit www.mayronrend.com

RENDERINGS

High quality architectural renderings. Please visit our website at www.reganandassociates.ie

DESIGNYARD COMPUTER RENDERINGS
NYC-based, architecturally trained young team specializes in high-quality, photo-realistic presentations. Samples at www.designyard.com.

COMPUTER RENDERINGS

Commercial, industrial, and residential. Any view including birdseye. ARG Illustrations Inc. 905-472-1441 www.arg-illustrations.com

SPECIAL SERVICES

Great Designs Made Better

Collaborative Architectural Services
Quality Design Development and Construction Documents
From Your Designs
By Licensed Professionals
www.archworkspc.com



ArchWorks
Mark Ash III & John Walker Joseph, Architects, PC
220 Glen Street, Suite 2, Glens Falls, NY 12801
(518) 798-4631 (800) 247-2032 Fax: (518) 798-8576

Q-CAD CAD DRAFTING SERVICES

PAPER DOCUMENTS HAND-DRAFTED INTO CAD

- 1, 3, 5, 10, 30-Day Turnarounds
- AIA or Custom Layering
- AutoCAD or Microstation
- Guaranteed Quality, Turnaround, Accuracy, Fixed Price Per Sheet

SERVICES

- Red-Line Markups
- Construction Documents
- Redraw: Architectural, Archives, Engineering, and Site Plans

ABOUT Q-CAD

- 11+ Years in Business
- GSA Contract #GS-25F-0051L
- Woman-Owned Small Business
- USA Company

\$100 Per Sheet (E-Size)

800-700-3305 | www.Q-CAD.com

as COMPLETE PREPARATION FOR THE REGISTRATION EXAM

Architectural License Seminars

Web: www.asOnline.com Tel: (310) 208-7112
E-mail: asOnline@earthlink.net Fax: (310) 824-7028

CES Providers Award for Excellence



THE AIA AWARDED THE 2003 CES AWARD FOR EXCELLENCE TO THE FOLLOWING THREE RECIPIENTS. THIS AWARD HONORS CONTINUING EDUCATION SERVICE PROVIDERS AND THEIR COMMITMENT TO AN OVERALL SYSTEM OF QUALITY PROGRAMMING. THE AWARD CRITERIA INVOLVED A DETAILED REVIEW OF THE ORGANIZATION'S STRATEGY, ANALYSIS, DESIGN, IMPLEMENTATION, RESOURCES, DELIVERY AND EVALUATION PROCESSES IN THEIR CONTINUING EDUCATION PROGRAMS.

PROFESSIONAL ORGANIZATION

Energy Center of Wisconsin
595 Science Drive
Madison, Wisconsin 53711
Phone: 608.238.8276 ext. 132
Fax: 608.238.8733
Email: manderson@ecw.org

LARGE FIRM—OVER 100 EMPLOY-

Gresham, Smith & Partners
1400 Nashville City Center
511 Union Street
Nashville, Tennessee 37219
Phone: 615.770.8123
Fax: 615.770.8162
Email: audrey_goodwin@gspnet.com

STAKEHOLDER—COMMERCIAL

Ron Blank & Associates
2611 North Loop 1604 West
Suite 100
San Antonio, TX 78258
Phone: 800.248.6364
Fax: 800.952.5265
Email: ron@ronblank.com



For additional information contact: AIA/CES, Thom Lowther, (phone) 202.626.7478; tlowther@aia.org, www.aia.org

McGraw Hill
CONSTRUCTION Architectural Record



Read Record for Credit

Every issue of McGraw-Hill Construction's *Architectural Record* features one or more Continuing Education self study courses.

- **Read** the designated article or sponsored section in the magazine and on archrecord.construction.com.
- **Answer** test questions on the separate Reporting Form for each article or section.
- **Fill out** each Reporting Form in the magazine or on the web site, and mail or fax with the processing fee to the address on the form to register for credit. Certificates of Completion are available.
- **Earn** one learning unit for each self study course including one hour of HSW credit.



For CES credit questions, call **877-876-8093**.

Visit us at
archrecord.construction.com.

Dodge
Sweets
McGraw Hill
CONSTRUCTION Architectural Record
ENR
Regional Publications

The McGraw-Hill Companies

THEATRE CONSULTANTS SINCE 1972



ARCHITECT: KAMNITZER + DOTTON ARCHITECT, LEFT / SMITH ARCHITECT

IMAGE: DON MILICI PHOTOGRAPHY © 1989

NOVITA

307 JANE STREET, TORONTO, ONTARIO
CANADA, M6S 3Z3
WWW.NOVITA.ON.CA / CONSULTANTS@NOVITA.ON.CA
(416) 761-9622 (FAX) 761-9616

CIRCLE 98 ON READER SERVICE CARD
OR GO TO WWW.LEADNET.COM/PUBS/MHAR.HTML

ADVERTISERS INDEX

Bold: Indicates Page Number. *Italic:* Indicates Reader Service Number. **S:** Indicates Sweets Marketplace Participation

216	95	3form 3-form.com	17	8	S CENTRIA Architectural Systems centria.com	222-223	McGraw Hill Construction construction.com
53	39	S A/D Fire Protection Systems Inc adfire.com	70	54	Ceramic Tiles of Italy italitiles.com	58	43 Mitsubishi Chemical America Inc alpoli-usa.com
160		AIA California Council aia.org	188	74	Charles Loomis charlesloomis.com	188	73 MP Lighting mplighting.com
225		AIA CES Award aia.org	202	85	CNA/Victor O Schinnerer & Co Inc schinnerer.com	34	National Building Museum nbm.org
215		AIA Contract Documents aia.org	188	72	Delray Lighting Incorporated delraylighting.com	146	61 S National Gypsum Company nationalgypsum.com
227		AIA Honor Awards 2004 aia.org	68	57	Doug Mockett & Company Inc mockett.com	38	24 NBK Keramik nbk.de
206		AIA Knowledge Community Events aia.org	49	36	S E Dillon & Company edillon.com	3cov	99 Nemetschek North America nemetschek.net
225		AIA/AR Continuing Education construction.com	66	50	S Easi-Set Industries easiset.com	69	53 S Nora norarubber.com
116	59	S Alcan Composites USA Inc alucobond.com	39	25	S EFCO Corporation efcocorp.com	225	98 Novita novita.on.ca
42	29	S Alcoa Cladding Systems alcoacladdingsystems.com	192	78	Engineered Lighting Products elplighting.com	166	Outlook 2004 Executive Conference construction.com
81, 83	56, 57	Allsteel allsteeloffice.com	45	32	S EPIC Metals Corporation epicmetals.com	24-25	14 S Pella Windows & Doors pella.com
43	30	Altman Lighting Inc altmanlighting.com	180-181	71	Gardco Lighting sitelighting.com	22	12 S Pemko pemko.com
167-171	67	S Andersen Commercial Group andersenwindows.com	2-3	2	GM Corp - Cadillac Escalade cadillac.com	160A-B	S PGT Industries pgtindustries.com
201	84	S Andersen Commercial Group andersenwindows.com	48A-D		Gypsum Association gypsum.org	198	82 Pilkington pilkington.com
203	86	S Andersen Commercial Group andersenwindows.com	60	44	S Handrail Design Inc hdirailings.com	46	33 S Polygal polygalusa.com
205	88	S Andersen Commercial Group andersenwindows.com	12		Hewlett-Packard hpengineering.com	52	38 Polytronix Inc polytronix.com
207	89	S Andersen Commercial Group andersenwindows.com	26	15	S Hunter Douglas Architectural Prods hunterdouglas.com	161-165	66 Portland Cement Association cement.org
213		AR/Digital archrecord.com/digital	68	52	S Invisible Structures Inc invisiblestructures.com	47	34 S Pozzi Wood Windows pozzi.com
16A-D		AR/Innovation archrecord.construction.com	212	92	ISG Resources isgresources.com	145	60 S PPG Industries ppgglass.com
179	70	Architectural Area Lighting aal.net	23	13	Jakob Inc jakobstainlesssteel.com	48	35 Rejuvenation Inc rejuvenation.com
16		architecturalrecord.com architecturalrecord.com	14-15	7	S JELD-WEN Windows & Doors jeld-wen.com	65	49 S Roppe Corporation roppe.com
2cov-1	1	S Armstrong armstrong.com	214	93	Joel Berman Glass Studios jbermanglass.com	44	31 SAFTI/O'Keefes safti.com
35	21	Asphalt Roofing Manufacturers Assn asphaltroofing.org	221	97	S JOMY Products Inc jomy.com	197	81 S Schott Corporation us.schott.com
33		Autodesk (AutoCAD) autodesk.com	212	91	Kepco+ Incorporated kepcoplus.com	40	26 Seattle Stained Glass seattlestainedglass.com
156		Autodesk (Discreet) discreet.com	29	17	Kim Lighting kimlighting.com	28	16 Security Industry Association securitygateway.com
21	11	B-K Lighting bklighting.com	57	42	Kolbe & Kolbe Millwork Co Inc kolbe-kolbe.com	40	27 Seiho International Inc seiho.com
73	149	BEGA bega-us.com	159	65	Kyocera Mita America Inc kyoceramita.com	216	96 Slip Tech sliptech.com
204	87	S Belden Brick Company, The beldenbrick.com	4cov	100	Lightology lightology.com	41	28 S Sloan Valve Company sloanvalve.com
18	9	Bentley Systems Inc bentley.com	62	46	Llumar Window Film llumar.com	191	77 SPI Lighting Inc spilighting.com
4, 5	3, 4	S Birdair birdair.com	32	20	S LM Scofield Company scofield.com	54	40 Steelscape steelscape-inc.com
56	41	S Bradley Corporation bradleycorp.com	185	101	Lucifer Lighting Company luciferlighting.com	64	47 Stepstone Inc stepstoneinc.com
30	18	Building Systems Design Inc bsdsoftlink.com	193	79	S Lutron lutron.com	174	69 Tech Lighting techlighting.com
36	22	S Canterbury International canterburyintl.com	214	94	S Major Industries majorskylights.com	20	10 S Technical Glass Products fireglass.com
64	48	Cascade Coil Drapery cascadecoil.com	74-75	55	Marvin Windows & Doors marvin.com	190	76 TEKA Illumination teka-illumination.com

For additional information on these advertisers, circle corresponding number on Reader Service Card, or go to www.leadnet.com/pubs/mhar.html.
To reserve your 2003 Sweets call 1-800-442-2258

31	19	Toto USA Inc totousa.com
84	58	Toyota toyota.com/tomorrow
8-9		S USG Corporation usg.com
208	90	Vanceva by Solutia vanceva.com
151	62	S Viracon viracon.com
211		Visa Business visabusiness.com
50	37	S VT Industries vtindustries.com
10-11	6	Vulcraft, A Division of Nucor Corp nucor.com
194	80	S W&W Glass Systems Inc wwglass.com
153	63	S Wausau Window and Wall Systems wausauwindow.com
6-7	5	Weather Shield Windows & Doors weathershield.com
155	64	Westcrowns Inc westcrowns.com
61	45	Weyerhaeuser/Lyptus weyerhaeuser.com/lyptus
200	83	S Wiremold wiremold.com
84	58	www.toyota.com/tomorrow toyota.com/tomorrow
37	23	S YKK AP America Inc ykkap.com
172	68	Zumtobel Staff Lighting Inc zumtobelstaffusa.com

EXECUTIVE OFFICES

James H. McGraw, IV, Group Publisher
(212) 904-4048 Fax: (212) 904-3695
jay_mcgraw@mcgraw-hill.com

Laura Viscusi, VP, Associate Publisher
(212) 904-2518 Fax: (212) 904-2791
lviscusi@mcgraw-hill.com

ONLINE SALES

Paul Cannella, Director
(312) 233-7499 Fax: (312) 233-7490
paul_cannella@mcgraw-hill.com

INSIDE SALES

Janet Kennedy, Director
(212) 904-6433 Fax: (212) 904-2074
janet_kennedy@mcgraw-hill.com

NORTHEAST / MID-ATLANTIC

Ted Rzempoluch
(212) 904-3603 Fax: (212) 904-4256
rzempoluch@mcgraw-hill.com

MIDWEST

Kevin Carmody (IL, IN, KS, MI, ND, NE, OK, SD, TX, WI)
(312) 233-7402 Fax: (312) 233-7403
kevin_carmody@mcgraw-hill.com

Mike Gilbert (AR, IL, IA, MN, MO, OH, W.P.A, WV)
(312) 233-7401 Fax: (312) 233-7403
mike_gilbert@mcgraw-hill.com

Assistant: Mamie Allegro

SOUTHEAST / MID-ATLANTIC

Susan Shepherd
(404) 843-4770 Fax: (404) 252-4056
sshepherd@mcgraw-hill.com

Assistant: Pam Crews

WEST (AZ, CA, CO, NM, NV)

Bill Hague
(253) 858-7575 Fax: (253) 858-7576
(760) 340-5575 Fax: (760) 340-0439
bill_hague@mcgraw-hill.com

WEST (BRIT. COLUMBIA, ID, OR, S. CA, UT, WA)

Bill Madden
(503) 224-3799 Fax: (503) 224-3899
bill_madden@mcgraw-hill.com

INTERNATIONAL

Mark Casaletto (Canada, except Brit. Columbia)
(905) 668-2149 Fax: (905) 668-2998
mark_casaletto@mcgraw-hill.com

Martin Druke (Germany)
(49) 202-27169-12 Fax: (49) 202-27169-20
druke@intermediapartners.de

Ferruccio Silvera (Italy)
(39) 022-846716 Fax: (39) 022-893849
ferruccio@silvera.it

Katsuhiro Ishii (Japan)
(03) 5691-3335 Fax: (03) 5691-3336
amskatsu@dream.com

Young-Seoh Chin (Korea)
(822) 481-3411/3 Fax: (822) 481-3414

CLASSIFIED ADVERTISING / MANUFACTURERS' SPOTLIGHT / POSTCARD SERVICE

Diedre Allen
(212) 904-2010 Fax: (609) 426-7136
diedre_allen@mcgraw-hill.com

Editorial

(212) 904-2594 Fax: (212) 904-4256
www.architecturalrecord.com

Subscriber Service

(888) 867-6395 (USA only)
(609) 426-7046 Fax: (609) 426-7087
p64cs@mcgraw-hill.com

Back Issues

(212) 904-4635
phyllis_moody@mcgraw-hill.com

Reprints

(212) 512-4170 Fax (212) 512-6243
Architecturereprints@Businessweek.com

THE AMERICAN INSTITUTE OF ARCHITECTS

honorawards2004

ARCHITECTURE

ENTRY DEADLINE: August 1, 2003
SUBMISSION DEADLINE: August 29, 2003

INTERIOR ARCHITECTURE

ENTRY DEADLINE: August 15, 2003
SUBMISSION DEADLINE: September 12, 2003

REGIONAL & URBAN DESIGN

ENTRY DEADLINE: September 5, 2003
SUBMISSION DEADLINE: October 3, 2003

THE TWENTY-FIVE YEAR AWARD


SUBMISSION DEADLINE: August 29, 2003

For submission forms
and requirements go to
www.aia.org/institute/honors
or call 202-626-7563.



Design Research Headquarters Building, Cambridge, Mass. 2003 Twenty-five Year Award recipient; architect: BTA Architects, Inc. (formerly Benjamin Thompson & Associates, Inc.); photographer: Ezra Stoller © ESTO Photographus Inc.





Jeff Speck: A New Urbanist finds a new purpose at the NEA

Interviewed by Ingrid Whitehead

Jeff Speck, the 39-year-old director of town planning at the Miami firm of Duany Plater-Zyberk (DPZ), wasn't looking for a new job, especially one as director of design at the NEA. In fact, he was happily ensconced at the New Urbanist firm, fighting sprawl and urban disinvestment and directing and managing projects worldwide. Still, once he was in the running and had the blessings of his employers, it seemed the perfect match. After 10 years with DPZ, and having coauthored the so-called "New Urbanist bible," Suburban Nation: The Rise of Sprawl and the Decline of the American Dream, Speck may have just the right amount of experience, enthusiasm, and ideas to give American design a shot in the arm.

Q: *Why were you chosen?* The chairman is a poet, not a bureaucrat. I think it was important to him to have a practicing designer, and someone who approached design in terms of its relationship to quality of life. While I have a tremendous interest in aesthetic and theoretical issues, my work as a city planner requires that I make every design decision in light of its possible benefit or detriment to the community. Will it bring people together or isolate them? Will it create more pedestrians or couch potatoes? Will it reduce or increase our energy use and pollution?

How will your theories about architecture, and New Urbanism, affect your role at the NEA? My main role is to identify the experts who will serve on our grant-giving panels and beg these very busy people to read dozens of applications when they could otherwise be catching up on their sleep. I was not hired to impose a New Urban agenda. But if you read the Charter of the New Urbanism, there is little in there that any socially responsible designer would dispute. It is not antimodern, and nor am I. Just as the New Urbanism is not about style, I don't see it as my role to promote either traditional or avant-garde architecture. However, it is important to distinguish between Modernist architecture and Modernist urbanism, the latter of which replaced social goals with aesthetic ones at too large a scale.

How will you do this job differently than the previous director, Mark Robbins? Mark directed the Mayors Institute in Urban Design and the University/Community Design Partnerships Program, both of which I hope to continue. Once I get a better sense of my resources, I will propose other initiatives. I share with Mark a deep concern about what he refers to as the gulf between professional discourse and popular culture. There is an incredible amount of good design in America, yet little of it finds its way to the American people. This becomes more the case as one increases scale, such that product design, housewares, and furniture have been doing pretty darn well—think about the iMac and the Beetle—but mass-market architecture, landscapes, suburbs, and regions do not reflect the best that we have to offer. The saddest thing

is that the larger the scale, the greater the effect on quality of life. So, the gap I now see is not about taste, but about access.

How will you ensure results? I don't see how we can fail. Designers are problem solvers. The only question is how many designers we can introduce to how many problems. I have a lot of ideas I'm excited about, but all I can say right now is Watch This Space. The NEA is an organization that I am just beginning to understand. Once I have a better grasp of its orientation and capacities, I will begin to edit my far-flung collection of ideas into something that can be accomplished.

Photograph by Carlos Morales