

ARCHITECTURAL RECORD

McGraw Hill
10 2004

A PUBLICATION OF THE McGRAW HILL CONSTRUCTION



MUSEUMS The Debate Continues

ALSO
RESIDENTIAL SECTION
Houses Off the Beaten Track

CEILING SYSTEMS

[Between us, ideas become reality.™]




steel. the show.

Make a statement that has high drama and visual impact. That's precisely why we created our unique portfolio of MetalWorks™ and WoodWorks™ ceilings and Infusions™ accent canopies. All are available in an extensive array of innovative options designed to take a starring role in your next creation.

1-877-ARMSTRONG

armstrong.com/ceilings





CIRCLE 1 ON READER SERVICE CARD
OR GO TO WWW.LEADNET.COM/PUBS/MHAR.HTML

Armstrong

S M A L L B U S I N E S S

O W N E R S G E T

M O R E D O N E W I T H

W O R D S T H A N

T O U C H - T O N E S .

If you like your help
from a human, you can
quickly get a CitiBusiness®
small business specialist
on the line.

Whether you want credit cards
for your employees,
discounts on your everyday
business purchases, or you
want to earn and redeem

Thank You rewards points,

our specialists are
easy to reach and always
ready to lend a hand.

Or at least their voice.

It's another reason CitiBusiness
is a card you can count on.

Call now: 1-877-CITINOW.
citibusinesscreditcards.com



citi
Live richly.®

CIRCLE 2 ON READER SERVICE CARD
OR GO TO WWW.LEADNET.COM/PUBS/MHAR.HTML

ARCHITECTURAL RECORD

EDITOR IN CHIEF
MANAGING EDITOR
DESIGN DIRECTOR
SENIOR EDITORS

Robert Ivy, FAIA, rivy@mcgraw-hill.com
Beth Broome, elisabeth_broome@mcgraw-hill.com
Anna Egger-Schlesinger, schlesin@mcgraw-hill.com
Charles Linn, FAIA, linnc@mcgraw-hill.com
Clifford Pearson, pearsonc@mcgraw-hill.com
Sarah Amelar, sarah_amelar@mcgraw-hill.com
Sara Hart, sara_hart@mcgraw-hill.com
Deborah Snoonian, P.E., deborah_snoonian@mcgraw-hill.com
William Weathersby, Jr., bill_weathersby@mcgraw-hill.com
Jane F. Kolleeney, jane_kolleeney@mcgraw-hill.com
Rita F. Catinella, rita_catinella@mcgraw-hill.com
Sam Lubell, sam_lubell@mcgraw-hill.com
Juan Ramos, juan_ramos@mcgraw-hill.com
Kristofer E. Rabasca, kris_rabasca@mcgraw-hill.com
Clara Huang, clara_huang@mcgraw-hill.com
Randi Greenberg, randi_greenberg@mcgraw-hill.com
Susannah Shepherd, susannah_shepherd@mcgraw-hill.com
Laurie Meisel, laurie_meisel@mcgraw-hill.com
Linda Ransey, linda_ransey@mcgraw-hill.com
John Wilson, john_wilson@mcgraw-hill.com
Audrey Beaton, audrey_beaton@mcgraw-hill.com
James Murdock, james_murdock@mcgraw-hill.com

PRODUCTS EDITOR
NEWS EDITOR
PRODUCTION MANAGER
DEPUTY ART DIRECTOR
ASSOCIATE ART DIRECTOR
WEB EDITOR
WEB DESIGN
WEB PRODUCTION
EDITORIAL SUPPORT

EDITORIAL ASSISTANTS

EDITOR AT LARGE
SPECIAL CORRESPONDENT
COPY EDITOR
ILLUSTRATORS
CONTRIBUTING EDITORS

James S. Russell, AIA, jamesrussell_editor@earthlink.net
Suzanne Stephens, suzanne_stephens@mcgraw-hill.com
Leslie Yudell
I-Ni Chen
Raul Barreneche, Robert Campbell, FAIA, Andrea Oppenheimer
Dean, David Dillon, Francis Duffy, Lisa Findley, Blair Kamin,
Elizabeth Harrison Kubany, Nancy Levinson, Thomas Mellins,
Robert Murray, Sheri Olson, FAIA, Nancy Solomon, AIA, Michael
Sorkin, Michael Speaks, Tom Vonier, FAIA
Naomi R. Pollock, AIA
David Cohn, Claire Downey, Tracy Metz

SPECIAL INTERNATIONAL CORRESPONDENT
INTERNATIONAL CORRESPONDENTS

GROUP PUBLISHER
VP, ASSOCIATE PUBLISHER
VP, MARKETING AND BUSINESS DEVELOPMENT
VP, GROUP EDITORIAL DIRECTOR
GROUP DESIGN DIRECTOR
MANAGER, RESEARCH
DIRECTOR, MARKETING COMMUNICATION
DIRECTOR, CIRCULATION
DIRECTOR, MULTIMEDIA DESIGN & PRODUCTION
MANAGER, ADVERTISING PRODUCTION
DIRECTOR, FINANCE
DIRECTOR, SPECIAL PROJECTS
REPRINTS

James H. McGraw IV, jay_mcgraw@mcgraw-hill.com
Laura Viscusi, laura_viscusi@mcgraw-hill.com
David Johnson, dave_johnson@mcgraw-hill.com
Robert Ivy, FAIA, rivy@mcgraw-hill.com
Anna Egger-Schlesinger, schlesin@mcgraw-hill.com
Ellen Halfond, ellen_halfond@mcgraw-hill.com
Chris Meyer, chris_meyer@mcgraw-hill.com
Maurice Persiani, maurice_persiani@mcgraw-hill.com
Brian McGann, brian_mcgann@mcgraw-hill.com
Susan Valentini, susan_valentini@mcgraw-hill.com
Stephen R. Weiss, stephen_weiss@mcgraw-hill.com
Ike Chong, ike_chong@mcgraw-hill.com
Charles Pinyan, cpinyan@mcgraw-hill.com
Reprint Management Services, architecturalrecord@reprintbuyer.com

EDITORIAL OFFICES: 212/904-2594. Editorial fax: 212/904-4256. E-mail: rivy@mcgraw-hill.com. Two Penn Plaza, New York, N.Y. 10121-2298. **WEB SITE:** www.architecturalrecord.com. **SUBSCRIBER SERVICE:** 877/876-8093 (U.S. only). 609/426-7046 (outside the U.S.). Subscriber fax: 609/426-7087. E-mail: p64ords@mcgraw-hill.com. AIA members must contact the AIA for address changes on their subscriptions. 800/242-3837. E-mail: members@aia.org. **INQUIRIES AND SUBMISSIONS:** Letters, Robert Ivy; Practice, Charles Linn; Books, Clifford Pearson; Record Houses and Interiors, Sarah Amelar; Products, Rita Catinella; Lighting, William Weathersby, Jr.; Web Editorial, Randi Greenberg


ARCHITECTURAL RECORD: (ISSN 0003-858X) October 2004. Vol. 192, No. 10. Published monthly by The McGraw-Hill Companies, 1221 Avenue of the Americas, New York, N.Y. 10020. Periodicals postage paid at New York, N.Y. RCSC and additional mailing offices. Canada Post International Publications Mail Product Sales Agreement No. 40012501. Return undeliverable Canadian addresses to: DPGM Ltd., 4960-2 Walker Road, Windsor, ON N9A 6J3. Email: P64ords@mcgraw-hill.com. Registered for GST as The McGraw-Hill Companies. GST No. R123075673. **Postmaster: Please send address changes to ARCHITECTURAL RECORD, Fulfillment Manager, P.O. Box 566, Hightstown, N.J. 08520. SUBSCRIPTION:** Rates are as follows: U.S. and Possessions \$64; Canada and Mexico \$79 (payment in U.S. currency, GST included); outside North America \$199 (air freight delivery). Single copy price \$9.75; for foreign \$11. **SUBSCRIBER SERVICE:** 877/876-8093 (U.S. only); 609/426-7046 (outside the U.S.); fax: 609/426-7087. **SUBMISSIONS:** Every effort will be made to return material submitted for possible publication (if accompanied by stamped, self-addressed envelope), but the editors and the corporation will not be responsible for loss or damage. **SUBSCRIPTION LIST USAGE:** Advertisers may use our list to mail information to readers. To be excluded from such mailings, send a request to ARCHITECTURAL RECORD, Mailing List Manager, P.O. Box 555, Hightstown, N.J. 08520. **OFFICERS OF THE MCGRAW-HILL COMPANIES:** Chairman, President and Chief Executive Officer: Harold McGraw III. Executive Vice President and Chief Financial Officer: Robert J. Bahash. Executive Vice President, Human Resources: David L. Murphy. Senior Vice President and General Counsel: Kenneth M. Vittor. Senior Vice President, Corporate Affairs, and Assistant to the President and CEO: Glenn S. Goldberg. Principal Operating Executives: Kathleen A. Corbet, President, Standard & Poor's; Henry Hirschberg, President, McGraw-Hill Education; Scott C. Marden, President, McGraw-Hill Information and Media Services. **MCGRAW-HILL CONSTRUCTION:** Norbert W. Young, Jr., FAIA, President, Vice President and CFO: Louis J. Finocchiaro. **COPYRIGHT AND REPRINTING:** Title © reg. in U.S. Patent Office. Copyright © 2001 by The McGraw-Hill Companies. All rights reserved. Where necessary, permission is granted by the copyright owner for libraries and others registered with the Copyright Clearance Center (CCC), 222 Rosewood Drive, Danvers, Mass. 01923. To photocopy any article herein for personal or internal reference use only for the base fee of \$1.80 per copy of the article plus ten cents per page, send payment to CCC, ISSN 0003-858X. Copying for other than personal use or internal reference is prohibited without prior written permission. Write or fax requests (no telephone requests) to Copyright Permission Desk, ARCHITECTURAL RECORD, Two Penn Plaza, New York, N.Y. 10121-2298; fax: 212/904-4256. For reprints call 800/360-5549 X 129 or e-mail architecturalrecord@reprintbuyer.com. Information has been obtained by The McGraw-Hill Companies from sources believed to be reliable. However, because of the possibility of human or mechanical error by our sources, The McGraw-Hill Companies or ARCHITECTURAL RECORD does not guarantee the accuracy, adequacy, or completeness of any information and is not responsible for any errors or omissions therein or for the results to be obtained from the use of such information for any damages resulting therefrom.

**McGraw Hill
CONSTRUCTION**



The McGraw-Hill Companies

THE AMERICAN INSTITUTE OF ARCHITECTS 2004 BOARD OF DIRECTORS • OFFICERS: Eugene C. Hopkins, FAIA, President; Douglas L. Steidl, FAIA, First Vice President; Paul Davis Boney, FAIA, Vice President; RK Stewart, FAIA, Vice President; David H. Watkins, FAIA, Vice President; Lawrence R. Livergood, AIA, Secretary; James A. Gatsch, FAIA, Treasurer; David Lancaster, Hon. AIA, CACE Representative to the Executive Committee; Norman L. Koonce, FAIA, Executive Vice President/CEO • **REGIONAL DIRECTORS:** Douglas E. Ashe, AIA; Jamie Aycock, AIA; John H. Baker, AIA; Ronald J. Battaglia, FAIA; William D. Beyer, FAIA; Michael Broshar, AIA; Randy Byers, AIA; Tommy Neal Cowan, FAIA; Glenn H. Fellows, AIA; Robert D. Fincham, AIA; Betty Sue Flowers, PhD; A. James Gerschik, AIA; Ana Guerra, Assoc. AIA; T. Gunny Harboe, AIA; The Hon. Jeremy Harris; John J. Hoffmann, FAIA; William E. Holloway, AIA; Michael M. Hricak Jr., FAIA; Orlando T. Maione, AIA; Thomas R. Mathison, AIA; Carl F. Meyer, AIA; Robert E. Middlebrooks, AIA; George H. Miller, FAIA; Wayne Mortensen; Hal P. Munger, AIA; Gordon N. Park, CDS, AIA; David Proffitt, AIA; Marshall E. Purnell, FAIA; Bruce A. Race, FAIA; Miguel A. Rodriguez, AIA; Jerry K. Roller, AIA; Jeffrey Rosenblum, AIA; Martin G. Santini, AIA; Robert J. Selby, FAIA; Sandra Stevens, Hon. AIA; Norman Strong, FAIA; Stephen T. Swicegood, FAIA; M. Hunter Ulf, AIA; J. Benjamin Vargas, AIA; Bryce A. Weigand, FAIA. • **AIA MANAGEMENT COUNCIL:** Norman L. Koonce, FAIA, Executive Vice President/CEO; James Dinegar, Chief Operating Officer; Richard J. James, CPA, Chief Financial Officer; Jay A. Stephens, Esq., General Counsel; Helene Combs Dreiling, FAIA, Team Vice President, AIA Community; Ronald A. Faucheux, Team Vice President, AIA Government Advocacy; Barbara Sido, CAE, Team Vice President, AIA Knowledge; Elizabeth Stewart, Esq., Team Vice President, AIA Public Advocacy; Elizabeth Casqueiro, AIA, Managing Director, AIA Alliances; James W. Gaines Jr., Assoc. AIA, Managing Director, AIA Professional Practice; Suzanne Harness, AIA, Esq., Managing Director and Counsel, AIA Contract Documents; Richard L. Hayes, Ph.D., RAIC, AIA, Managing Director, AIA Knowledge Resources; Brenda Henderson, Hon. AIA, Managing Director, AIA Component Relations; Christine M. Klein, Managing Director, AIA Meetings; Carol Madden, Managing Director, AIA Membership Services; Philip D. O'Neal, Managing Director, AIA Technology; C.D. Pangallo, EdD, Managing Director, AIA Continuing Education; Terence J. Poltrack, Managing Director, AIA Communications; Phil Simon, Managing Director, AIA Marketing and Promotion; Laura Viehmyer, SPHR, CEBS, Managing Director, AIA Human Resources.



fireg lads.com

Your online source for
fire-rated glass & framing

Think of it as a 2-hour fire wall in disguise.



Pilkington **Pyrostop**™

Imagine -- a glass so tough it is tested to the same standards as a solid wall. With Pilkington **Pyrostop**™, you can now have glass fire walls from floor-to-ceiling and wall-to-wall, as well as glass doors if desired. Fire and impact protection never looked so good.

- Blocks radiant and conductive heat transfer
- Fire-rated up to 2 hours (90 minutes in doors)
- Impact safety-rated – meets CPSC 16CFR1201
- For use in interior and exterior applications
- Available in large sizes
- No sprinklers required
- Fits in Heat Barrier Series Fireframes® from TGP
- Bullet resistance ratings up to UL Level 3 (Level 8 in IGUs)



PILKINGTON

CIRCLE 3 ON READER SERVICE CARD
OR GO TO WWW.LEADNET.COM/PUBS/MHAR.HTML

Sales of Pilkington **Pyrostop**™ are a joint effort between Pilkington North America and Technical Glass Products.

© 2004 Technical Glass Products. **Pyrostop**™ is a trademark of Pilkington.
Technical Glass Products is a trademark of Technical Glass Products.

 **TGP**
Technical Glass Products™

fireglass.com
1-888-397-FIRE



The difference between status quo and **STATUS SYMBOL.**

Showcased at left: Mahogany, one of eight wood species from Weather Shield's Custom Wood Interiors Collection™ that can serve as a mesmerizing focal point or stunning complement for virtually any architectural style. Specified here on Weather Shield Legacy Series® French hinged patio doors featuring simulated divided lite grilles and coordinating archtop transom windows. For complete design options, call **1-800-477-6808** or visit weathershield.com/AR




CIRCLE 4 ON READER SERVICE CARD
OR GO TO WWW.LEADNET.COM/PUBS/MHAR.HTML

Demand better. Compromise nothing. **Want More™**

Weather Shield® Premium Windows and Doors

Office Elevator




1880
matteograssi



CONCEPT
INTERNATIONAL OFFICE


Uplift your office interiors with
the exceptional quality and
elegant beauty of Concept.
Seven innovative programs
from Italy are masterfully designed
for the discerning professional.
Elevate space with a new
"work aesthetic" from Concept.



VIVENDUM

exclusively at MCDUFFEE NEW YORK inc.
23 Greene St., New York, NY 10013
212-334-4544
212-334-4618 fax
Midwest Contact
312-705-7053
www.vivendumusa.com

CIRCLE 5 ON READER SERVICE CARD
OR GO TO WWW.LEADNET.COM/PUBS/MHAR.HTML




RIFRA




SCHIFFINI

VIVENDUM ITALIAN DESIGN

Where do ideas come from?





Autodesk is proud to sponsor *Transcending Type* at the 2004 Venice Biennale.

Inspiration can come from anywhere. The architects who are transforming the status quo turn their visions into reality with Autodesk software. That's why we're proud to sponsor *Transcending Type* in the United States Pavilion at the 2004 Architecture Biennale in Venice. *Transcending Type* features six firms in the vanguard of contemporary design who are re-imagining iconic building types and reinventing the structures and spaces that define the world.

autodesk[®]

The proven commercial performance of DensGlass Gold® now takes residential moisture and mold resistance to new heights.

WHETHER IT'S 80 STORIES OR 2 STORIES, IT'S THE SAME STORY — DENSGLASS GOLD® OUTPERFORMS ANY OTHER SHEATHING ON THE MARKET IN RESISTING MOISTURE AND MOLD.* BACKED BY BILLIONS OF FEET OF SUCCESSFULLY INSTALLED DENS TECHNOLOGY® PRODUCTS, DENSGLASS GOLD EXTENDS PERFECTLY TO RESIDENTIAL CONSTRUCTION. IT'S IDEAL BEHIND A WIDE VARIETY OF CLADDING INCLUDING BRICK, STUCCO AND OTHER SIDING MATERIALS. NOT ONLY DOES ITS GLASS MAT SURFACE

RESIST MOISTURE AND MOLD, BUT IT'S ALSO WARRANTED TO WITHSTAND UP TO SIX MONTHS OF WEATHER EXPOSURE — ALLOWING CONSTRUCTION TO CONTINUE WITHOUT WORRY ABOUT THE ELEMENTS. STANDARD PAPER-FACED SHEATHING CAN LEAVE YOU VULNERABLE TO CALLBACKS BECAUSE OF MOISTURE AND DELAMINATION. SO BUILD ON THE PROVEN PERFORMANCE OF DENSGLASS GOLD WITH SUPERIOR PROTECTION THAT'S RIGHT AT HOME AT ANY ADDRESS.

G-P Gypsum 
a Georgia-Pacific company

 
DENSGLASS GOLD™
Exterior Guard

VISIT US AT WWW.GPGYPSUM.COM
TECHNICAL HOTLINE 1.800.225.6119

*Tested per ASTM D 3273. DENSGLASS GOLD and DENS TECHNOLOGY are registered trademarks and DENSGLASS GOLD is a trademark of G-P Gypsum Corporation. © 2004 G-P Gypsum Corporation. All rights reserved.

CIRCLE 6 ON READER SERVICE CARD
OR GO TO WWW.LEADNET.COM/PUBS/MHAR.HTML




ARCHITECTURAL RECORD

10.2004

On the Cover: Danish Jewish Museum, by Studio Daniel Libeskind.

Photograph by Bitter Bredt

Right: Brooklyn Museum entrance, by Polshek Partnership. Photograph by Richard Barnes



News

- 33 Architecture bids adieu to several notables
- 38 Milan's new big-name skyscrapers

Departments

- 17 Editorial: A Man Called Fay
- 21 Letters*
- 59 Dates & Events*
- 69 Archrecord2: For the emerging architect by Randi Greenberg*
- 73 Correspondent's File: Philadelphia by Joseph Kelly II
- 81 Exhibitions: Geoffrey Bawa: Genius of the Place by Liane Lefavre
- 85 Critique: In search of open space by Michael Sorkin
- 89 Books: Cross-border explorations
- 95 Snapshot: Octospider workers' cafeteria by Robert Such
- 260 Profile: Chase Rynd by Andrea Oppenheimer Dean*

Features

- 104 Mission Accomplished by Jane C. Loeffler
The Oklahoma City Federal Building pulls off the feat of combining security with design excellence.

Projects


- 115 Introduction by Robert Ivy, FAIA*
- 116 Brooklyn Museum, New York by James S. Russell, AIA*
Polshek Partnership
New entrance links rapidly changing borough to museum's riches.
- 124 Aomori Contemporary Art Center, Japan by Naomi R. Pollock, AIA*
Tadao Ando Architect & Associates
Blending building and site, center is haven for artists-in-residence.
- 132 Museo Picasso Malaga, Spain by David Cohn*
Gluckman Mayner Architects
A museum weaves Minimalism into an old-world texture.
- 140 Danish Jewish Museum, Denmark by Nicholas Adams*
Studio Daniel Libeskind
Slanted floors and pitched walls shake up a 17-century boathouse.

Building Types Study 838

- 153 Introduction: Health Care by Nancy B. Solomon, AIA
- 156 Maternity and Pediatrics Hospital, Madrid by David Cohn*
Rafael Moneo
- 162 Ambulatory Care Building, Vancouver by Rhys Phillips*
Henriquez Partners/IBI Group
- 166 Provincial Hospital Graz-West, Austria by Liane Lefavre*
Domenig/Eisenköck/Gruber
- 172 Naval Hospital, Washington by John Pastier*
NBBJ

For 5 additional hospital projects, go to Building Types Study at architecturalrecord.com.

Architectural Technology

- 181 Designing for Disassembly and Deconstruction 
by Barbara Knecht*
The building industry tackles the challenge of waste reduction.
- 191 Tech Briefs by Ted Smalley Bowen*

Residential

- 201 Introduction
- 202 House of Silence by Peter MacKeith
Juhani Pallasmaa Architects
- 208 Two Black Sheds by Camille LeFevre
Salmela Architects
- 213 Trahan Residence by David Dillon
Tighe Architecture
- 218 Vista House by Lucy Bullivant
Simon Condor Associates
- 225 Residential Products by Rita F. Catinella

Products

- 229 Metal Cladding & Treatments
- 240 Product Literature
- 233 Product Briefs
- 244 Reader Service*
- 244 AIA/CES Self-Report Form*




The AIA/ARCHITECTURAL RECORD

Continuing-Education Opportunity is "Designing for Disassembly and Deconstruction" (page 181). To find out about other Continuing Education opportunities in this issue, go to the box on page 181.

* You can find these stories at www.architecturalrecord.com, including expanded coverage of Projects, Building Types Studies, and Web-only special features.

Visit us at
archrecord.construction.com

October 2004



Venice Biennale

While you may not have had the opportunity to get to Venice to check out this year's show, our Web site provides you with an insider's look at the U.S. Pavilion and the talented young architects that made the show a success. We'll also supply opening-party pictures and audio commentary from the participating architects.

Residential

In this quarterly section, we take a trip outside the city limits and explore houses off the beaten path. Discover a residence in the highlands of Texas, a beach house in England, and a villa on a remote island in Finland. And, as always, we feature the House of the Month exclusive to our site.

Daily Headlines

Get the latest scoop from the world of architecture.

Sponsored by 


Top: Courtesy Kolatan/MacDonald Studio, New York; Residential Highrise
Bottom: Vista House, Dungeness, Kent, England Photography: © Chris Gascoigne



Gregorio Marañón Maternity and Pediatrics Hospital
Madrid; Photography: © Duccio Malagamba

Building Types Study

There's a new science to the art of healing. Let us give you a tour of the newest in health-care design and save you the insurance strife. On our site, find five more hospitals and medical centers.



Montreal Cultural and Administrative Complex, 2003
Image: Courtesy NOMADE

archrecord2

The Canadian firm, NOMADE, has an all-inclusive style in urban design. Integrating ideas from many sources is what brands this young firm. Also, a new program, New York Designs, gives young designers a foothold in a very competitive market.

Sponsored by 

 Architectural Wood Doors

 HAGAR COMPANIES



Alucobond; Axiom River Market Tower, Little Rock
Courtesy: Alcan Composites USA

Products

Durable metal-clad products and treatments are examined in this month's Products section. You'll also find updates to our Tradeshow Reviews, Green Product Guide, and Product of the Month.

Receive CES Credits Online

This month: Designing for disassembly and deconstruction—reducing construction waste. Also, find two additional articles on-line for Continuing Education credits.

Sponsored by 



WebInsider

Go to our Web site and sign up for the WebInsider, your monthly guide to what's new and engaging on *Architectural Record's* Web site.

Sponsored by 

 JELD-WEN
WINDOWS & DOORS

 stone mountain
BRICK COMPANY

connecting people_projects_products

Dodge
Sweets
Architectural Record
ENR
Regional Publications
McGraw-Hill CONSTRUCTION
Find us online at www.construction.com

The McGraw-Hill Companies

Bounce Bollard

*oops.....
you weren't supposed to
see this until next month!*



KIM LIGHTING

16555 East Gale Avenue
City of Industry, CA 91745
626/968-5666

www.kimlighting.com



Hubbell
Lighting, Inc.

Made in America



CIRCLE 7 ON READER SERVICE CARD
OR GO TO WWW.LEADNET.COM/PUBS/MHAR.HTML

alcoaarchitecturalproducts.com



A Wide Product Span.

Just one of the many strengths of Alcoa Architectural Products.

Want a broader range of cladding choices for your next project? Consider Alcoa's family of architectural products. We offer more variations than any other manufacturer, giving you more control over the appearance of the finished job. Whether you select our classic Reynobond Aluminum Composite Material, one of our many new Reynobond Natural Metal composites, or any of our coordinating metal wall and roof panels or flat sheet products, you'll always get the high level of performance—and service—your design deserves.

Alcoa Architectural Products | Strength You Can Build On.
formerly Alcoa Cladding Systems

For more information, contact Alcoa Architectural Products (800) 841-7774. Or visit us online at alcoaarchitecturalproducts.com.

CIRCLE 8 ON READER SERVICE CARD OR GO TO WWW.LEADNET.COM/PUBS/MHAR.HTML



A Man Called Fay

Editorial

By Robert Ivy, FAIA

In an architectural world freaked out on speed and hype, Fay Jones stood apart. His residences, chapels, and pavilions form a discernible body of work as singular and distinctive as their maker. In a sense, Jones ennobled and quickened Arkansas, an emerging region near America's core, and the place shifted from near-frontier to the kingdom of Thorncrown, a wonderland of natural gifts and shifting light. We saw this focused world anew through his eyes.

The press has eulogized his personal qualities, including his forthright, democratic manner, his dignity, his energetic awareness, his role as an inspiring teacher, and his professional alliances with great minds, including Frank Lloyd Wright and Bruce Goff. (Who else worked with and learned from both?) Jones's greatest lesson for subsequent generations, however, lies outside the so-called "Ozark style," characterized by wood and stone; instead, his real legacy lies within his work and its relationship to language. Fay Jones thought and spoke most eloquently in three dimensions, a lesson at the core of architectural meaning. Few have mastered it more completely.

In fact, he bristled at the world "style." "I never sought to ring the universal bell," he said, eschewing trendy developments. He felt that the word style conveyed too much of superficial, temporal fashion, when his goal was the development of a body of thought, conveyed through drawings, models, and completed buildings. He never acknowledged this notion of architectural language as articulation, if he ever consciously held it. However, the work proclaims it as physical proof. He dreamed and made a world using a consistent architectural syntax, spending a lifetime pursuing its realization.


With some exceptions for the chameleonlike Wright, who lived to explore a variety of media, consistency of means has characterized other great careers. Consider how the late Mies van der Rohe (steel) or today's Tadao Ando (concrete) deploy a limited range of architectural materials complementary to their individual visions. In the predigital age, that is.

In Jones's case, he accepted the Wrightian, even Emersonian, notion of the relatedness of language at all scales. Thus, famously, "the whole

is to the part as the part is to the whole." The truth (for there was a sort of truth) of the architecture lay in its relationship to the natural world, to its immediate surroundings and topography, to the materials and systems that it comprises, and to the details that constitute its fundamental spirit. Details, in this cosmology, take on tremendous weight, for in them we can see, as Blake proposes, "a World in a grain of sand." The senses drink it all in.

With typical economy of expression, Jones would have scoffed at the term "theory." Yet he explored ideas. While consciously drawing meaning from history, Jones was working out a personal worldview that drew on wellsprings within his own psyche, in which rational and intuitive elements are conjoined. Characteristically, he called such motives "caves and tree houses." Thus, wet stone walls, curving and womblike, form the bases of early works, which simultaneously rise high into the tree line, admitting light and air.

At its highest expression, at Thorncrown Chapel or Pinecote Pavilion, his work coalesces into an architecture that fully expresses complex thought, blinding our attention to the pieces and parts. At the critical moment in both instances, the literal linchpin has been replaced with a steel void, an oculus he called the "operative opposite." Light pours through this structural ring, forming a perspective that snaps these highly engineered constructions into focus, at once blurring our understanding and dazzling our sight. Do we see building or art, a real place or another realm? Using the simplest things, whether humble materials, pattern, or light, Jones synthesized the components into a coherent, expressive architectural idiom. In his lifetime, Fay Jones did what other architects have tried to do, but they could only jabber: He spoke most effectively without uttering a single word.




put on weight

We're talking heavy-weight! Like a soaring glass facade seemingly floating on air. That's **Stackwall™**, an **Oldcastle Glass®** exclusive. By combining a series of glass panels supported by glass mullions and fins, we can accomplish amazing feats. But that's only the beginning. Oldcastle Glass® employs the most technologically advanced fabrication processes to bend, silk-screen, laminate, heat-treat, insulate and even offer structural glass wall systems, blast resistant glazing systems and more. And because Oldcastle Glass® is not a manufacturer but the **largest independent glass fabricator in North America**, we work with all of the top manufacturers' glass. The result? The look you want with the critical performance you need. For free information or to speak with an **experienced architectural glass specialist**, call **1-866-653-2278** or visit us at the new **www.oldcastleglass.com**.



Oldcastle Glass®

Where glass becomes architecture™



The Hawaii Convention Center, Architect: Wimberly Allison Tong & Goo. Design and Planning: LMN Architects. Features the largest suspended glass wall in the U.S. fabricated by Oldcastle Glass® in Stackwall!™

CIRCLE 9 ON READER SERVICE CARD
OR GO TO WWW.LEADNET.COM/PUBS/MHAR.HTML

Put some color in your closer.



If boring metal door closers are giving you the blues, let Norton Door Controls bring a little color to your world.

Norton® offers a full range of door closers in any color you can imagine. From mellow yellow to groovy green — and every color in between. And in a palate of classy antique architectural finishes like bronze, gold and copper to put a little retro in your bistro, a bit of cool in your school.

Request Norton®, The American Original™. And pick a color. Any color.



**Request Norton®
The American Original™**

1.800.428.4381 • www.nortondoорcontrols.com

Norton® closers... still proudly manufactured in the United States with more than 75% U.S. content.

CIRCLE 10 ON READER SERVICE CARD OR GO TO WWW.LEADNET.COM/PUBS/MHAR.HTML

An ASSA ABLOY Group company

SINCE 1880
Norton®
THE AMERICAN ORIGINAL

ASSA ABLOY

Letters

Ode to Fay

At the beginning of the 1980s, I was an architecture student fortunate enough to start my professional career in Fay Jones's five-person office [News, "Architect Fay Jones Dies," *archrecord.com*]. Fay's strongest belief was that great architecture was usually a result of a firm set of architectural principles. To that he would add: "Don't be timid." Simple comments, but profound to the ears of a young architect struggling to understand the Postmodernism of the day.

Fay Jones, and Samuel Mockbee as well, are viewed partially through the veil of being southern, rural, soft-spoken, and likable. Let's also honor the underlying struggles it took, personally and professionally, for their bodies

of work to become a valuable part of the American landscape.

*Gregory Uekman, AIA
Uekman/Architects
Bethesda, Md.*

College education

Nancy Levinson's article "Campus Planning Is Breaking New Ground" [August 2004, page 86] was well constructed, with input from many informed sources around the country. However, several of the featured projects that followed the story blatantly disregard this latest thinking in college campus development.

How, for instance, does Frank Gehry's Stata Center at MIT, which looks as if it has already been severely damaged by an earthquake, show "a vision that integrates the physical campus

with the identity of the institution"? Certainly, Will Alsop's Sharp Centre in Toronto (a ridiculous "pencil box" supported by a dozen of its contents) is evidence of Vassar president Frances Daly Fergusson's assertion in Levinson's article that "even the most beautifully situated campus can be ruined by poorly located buildings and bad open space." And how on earth does Jensen & Macy's CCA Graduate Center in San Francisco, a common warehouse that was turned into a bland warehouse, display an "interplay between memorable architecture and distinctive landscape that makes a good campus"?

Of all the campus buildings being constructed "at a prodigious pace and impressive scale," you

have selected examples for their shock value rather than for the manner in which they respect the serious planning and thought explicit in Levinson's piece. What an opportunity missed!

*David A. Lunde
Retired Director of Campus Planning,
University of Georgia
Athens, Ga.*

Architects at arms

American embassies [Commentary, July 2004, page 67] have been forced to move from architects' preferred emphasis on openness to the overpowering priority of security because of failed American foreign policy. The government's current attempt to dominate global politics and the world economy fuels anger and

Give your light new direction.



Shown actual size in our exclusive Mitique™ Brass Finish

Let our new series of recessed architectural products light the way. Their compact design blends into virtually any installation. Each faceplate is machined from solid copper-free aluminum, brass, or stainless steel billet to provide decades of performance under tough, outdoor conditions. Two housing styles allow for installation in new construction or retrofit projects.


Featuring precision-milled, louver designs available in round or rectangular patterns, with 0 or 30 degree cutoff angles to direct light precisely where you need it. Even the lamp adjusts behind the faceplate to optimize its distribution to your requirements. Choose from round, square or rectangular faceplates in more than 200 finishes.



Step Lighting



Walkway Lighting



Accent Lighting



B-K LIGHTING
Quality to Last a Lifetime™

For a personal demonstration, visit our booth #302 at Lightshow West in San Francisco.

559.438.5800 • www.bklighting.com

CIRCLE 11 ON READER SERVICE CARD OR GO TO WWW.LEADNET.COM/PUBS/MHAR.HTML

Letters

resentment against us, as does its transparent double standard on human rights used to evaluate allies versus opponents in the so-called "War on Terror."

As the new Standard Embassy Design will do little to reverse these trends, and as architects seem to be increasingly shut out of advising the government, perhaps architects should find ways to be more active in advocating for a new foreign policy that will allow us to practice the best in embassy design again.

Raphael Sperry
San Francisco

Girl from Curitiba

As a Brazilian architect living and working in North America since 2000, I'm always looking for Brazilian or South American news in your magazine. When I picked up the July issue, I was

excited to see news about one of my heroes: Oscar Niemeyer. Even better, my hometown—Curitiba—was mentioned [News, page 38]. I hope you keep writing all the great articles you do, and thanks for more Brazilian architecture on your Web site in August.

Leticia Amaral
Via e-mail

Represent, don't invent

In the week after the new Seattle Central Library opened on May 23, I spent hours in the building, exploring every floor and making use of every function. That said, I hope some day to visit the building photographed by Timothy Hursley in the July issue [page 88]. No one who has used the library can fail to see that Hursley's photographs reveal an ignorance of how the building actually works.

OMA/LMN's building is cer-

tainly among the most eloquent of libraries, one that's more than able to speak for itself. Hursley fails to recognize this, however, and presumes to supplant the building's narrative with his own, inventing when he should strive to represent. With a few noteworthy exceptions, his images do the building a considerable disservice, creating angles where there are none, engineering views that do not exist, and reimagining spaces that need not be reimagined.


Every good photographer necessarily leaves a particular imprint on his or her work, but Hursley goes to extremes. It seems sometimes as though he has designed a building of his own and then set out to photograph it. While Hursley's photographs are often dizzying and occasionally beautiful, they rarely reflect the building Seattle is coming to know and love.

Jacob Brogan
Seattle, Wash.

Corrections

The August news item [page 23] on the new Hollywood Bowl by Hodgetts + Fung Design and Architecture (with executive architect Gruen Associates) suggests that the structure was renovated and altered; in fact, it is completely new, built from the ground up. A July News item [page 38] misspelled the name of the Brazilian town where the Oscar Niemeyer Museum is located—it is spelled Curitiba. The curtain-wall contractor was incorrectly listed in a July story on Baltimore's Brown Center [page 127]. The contractor is Harmon. A September News Brief [page 42] incorrectly identified Suzanne Stephens's role in the book *Imagining Ground Zero*. She is the lead author. The same item misidentified the publisher of Paul Goldberger's book *Up From Zero: Politics, Architecture, and the Rebuilding of New York*. It is Random House.

Write to rivy@mcgraw-hill.com.



Illustrations courtesy of Lord, Aeck & Sargent

Integrated Specs from Concept Through Construction!

BSD SpecLink now includes everything from design criteria at the programming phase to automatic administrative reports during the construction phase. Performance, short form, and construction spec modules are now linked, eliminating the need to re-enter data at every phase.

One software tool now produces:

- Initial performance specs for building security, energy, acoustics, lighting, etc.
- Short form specs for schematic design and design development
- Detailed construction specs and bidding documents covering all design disciplines
- 28 automatic construction administration reports—everything from required submittals to acceptable manufacturers

Worried about transitioning to the new MasterFormat? In BSD SpecLink, one mouse click switches your projects between the current 16-division format and the new MasterFormat 2004! Call us today to learn more about how BSD SpecLink can help you produce better specs in half the time.

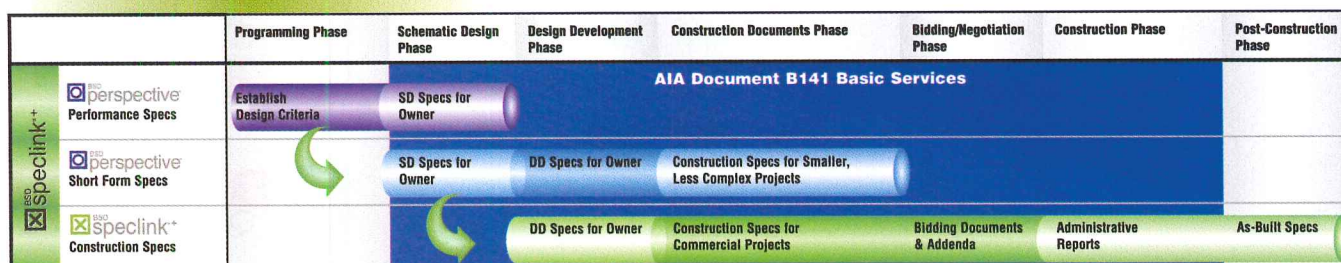


1-888-BSD-SOFT
1-888-273-7638

Building Systems Design, Inc.

Visit our website at www.bsdsftlink.com

Exclusive offerings of
CSI-DBIA and BSD.



CIRCLE 12 ON READER SERVICE CARD
OR GO TO WWW.LEADNET.COM/PUBS/MHAR.HTML

At one of the most prestigious golf resorts in the world,
choosing Sunbrella® was just par for the course.



Sunbrella and Sunbrella are registered trademarks of Glen Raven, Inc. • Carolina Hotel Pinehurst Resort Village of Pinehurst, NC



You don't build one of the most renowned hotels, at one of the most renowned golf resorts, without using the finest materials around. That's exactly why you'll find Sunbrella awning fabric at the Pinehurst Resort. Our solution-dyed acrylic fabric locks in the color, keeping it vibrant under all elements. Sunbrella fabric is woven, so it breathes and doesn't lock in the heat, keeping you cool in its shade. And since Sunbrella awning fabrics come in more than 125 styles and colors, you can bet we even have some exceptional greens. To find out more, contact your local awning dealer or Glen Raven Custom Fabrics, LLC, Glen Raven, NC 27217. Or visit our web site at www.sunbrella.com. Insist on Sunbrella, there is no substitute.



Awnings & Canopies • Patio & Deck Furniture • Boat Tops & Covers

CIRCLE 13 ON READER SERVICE CARD
OR GO TO WWW.LEADNET.COM/PUBS/MHAR.HTML



A window, like a human face, has its own profile. Because we're handcrafters, we can





create a distinctive, one-of-a-kind window with a profile as unique as the face it will frame.

From customized casing to a standard double hung, we build windows and doors to your exact specifications. Visit www.marvin.com or call 1-800-236-9690 (in Canada, 1-800-263-6161).

©2002 Marvin Windows and Doors. All rights reserved. ®Registered trademark of Marvin Windows and Doors.

MARVIN 
Windows and Doors

Made for you.®

**CIRCLE 14 ON READER SERVICE CARD
OR GO TO WWW.LEADNET.COM/PUBS/MHAR.HTML**

By Design...It's competitive, proven and fast.

PRECAST INTEGRATED

Level 3 Communications
Denver, Colo.

Fairbanks Chrysler/Jeep/Dodge
Tamarac, Fla.

The Design Possibilities

- Design Flexibility & Efficiency
- Quality Façade in All Shapes, Colors & Textures
- Superior Load Bearing Capacity
- Flexible Bay Sizes
- Aesthetic Appeal

The Benefits

- Speed of Construction
- Built-In Structural Integrity
- Significant Cost Savings Throughout the Structure
- Faster Revenue Through Earlier Occupancy
- Fireproof/Finish-Ready Precast Columns
- Single Source Responsibility for the Building Shell


CONCRETE SOLUTIONS

On your next project it may just beat steel.

TCI Headquarters
Denver, Colo.

St. Peter's Medical Center
New Brunswick, N.J.

Aurora Municipal Center
Aurora, Colo.



Now, learn and earn. Learn about Integrated Precast and earn AIA/CES credits on the Web. With the exclusive PCI/Webex webcast of Total Precast Concrete Systems, learn at YOUR pace, starting and stopping as you wish.

Go to www.pci.org/learning

Precast/Prestressed Concrete Institute • 209 West Jackson Boulevard • Chicago, IL 60606 • Tel: 1-312-786-0300 • Web: www.pci.org • E-Mail: info@pci.org

CIRCLE 15 ON READER SERVICE CARD
OR GO TO WWW.LEADNET.COM/PUBS/MHAR.HTML

SALT LAKE CITY PUBLIC LIBRARY: Salt Lake City, Utah | ARCHITECT: VCBO Architecture, L.L.C. and Moshe Safdie & Associates Inc. | GLAZING CONTRACTOR: Steel Encounters
GLASS FABRICATOR: Northwestern Industries, Inc. | PRODUCT: Solarban® 60 Glass | OWNER/DEVELOPER: Salt Lake City Public Library

LOOKS ARE STILL EVERYTHING.

The goal for Salt Lake City's new main library building was to reflect and engage the city's imagination and aspirations. Achieving this required a sweeping and sunlit design, a desire to embrace the view of the nearby Wasatch Mountains, and a call to a member of the PPG Certified FabricatorSM Program.

Bringing this level of open, compelling design to a public library also brings an elevated concern for UV protection and heating costs – all of which can complicate an already tight schedule. But by specifying Solarban® 60 solar control low-E glass through a PPG Certified FabricatorSM, you get the right glass from a qualified, local supplier – delivered at the right time.

Specifically engineered to look like clear, uncoated glass while controlling solar heat gain and minimizing energy costs, Solarban 60 glass – used on its own or with spectrally selective tinted glasses – is an ideal choice whenever you need glass that looks great – and performs even better. Call the PPG Solutions Hotline today for a sample or the name of a PPG Certified FabricatorSM near you: 800-377-5267.




Glass Technology
Since 1883

www.ppgglazing.com



Solarban, "See It's PPG", PPG and the PPG logo are trademarks and PPG Certified Fabricator is a service mark owned by PPG Industries, Inc.

CIRCLE 16 ON READER SERVICE CARD OR GO TO WWW.LEADNET.COM/PUBS/MHAR.HTML





White Temple, near Kyoto, Japan.
Architects: © Takashi Yamaguchi & Associates.

Lafarge exclusive sponsor of LIQUID STONE

New Architecture in Concrete

See the future take form

Lafarge is the exclusive sponsor of the exhibition "Liquid Stone: New Architecture in Concrete" at the National Building Museum in Washington, D.C. Open from June 19, 2004 to April 17, 2005, the exhibition features outstanding works of contemporary architecture that celebrate the creative possibilities of concrete.

Symposium at Princeton

A symposium entitled "Architecture and Technology: Concrete Futures" featuring world renowned architects, engineers and historians is scheduled for October 23, 2004 at Princeton University School of Architecture. For further information, please visit http://www.princeton.edu/~soa/concrete_futures/home.html

Look to the leader

Lafarge offers an extraordinarily versatile range of high-performance concrete mixes, providing unprecedented flexibility, so architects and engineers have the freedom to create dramatic new structures and aesthetic effects.




Materials for building our world

www.lafarge.com

CIRCLE 17 ON READER SERVICE CARD
OR GO TO WWW.LEADNET.COM/PUBS/MHAR.HTML

Fay Jones Dies; architecture says goodbye to several notables



Thorncrown Chapel by Jones (right).

known of the students of Frank Lloyd Wright. Relying on precepts traced through Wright to Louis Sullivan, Jones produced a large body of work tied to the concept of organic architecture. His designs, which typically use cedar, stone, glass, and creative lighting, can be seen from the Atlantic to the Pacific. Most are in the Arkansas Ozarks. He won numerous awards, including the Gold Medal of the American Institute of Architects in 1990.

His most famous building is Thorncrown Chapel in the small Ozarks town of Eureka Springs, Arkansas, which is nestled in the woods and supported by an intricate, rhythmical overhead cross-lattice system. In 2000, the AIA voted the chapel the fourth-best building of the

20th century. In 1991, the AIA ranked Jones among the 10 most influential architects of the time.

His career spanned more than half a century, beginning in 1953 with summers at Wright's Taliesin teaching compounds in Wisconsin and Arizona. A comment by Les Krantz in his book *American Architects* is typical of the praise Jones inspired: "His work expresses the natural process of 'organic unfolding, or blossoming,' as he puts it, and encourages us to explore and meditate upon man's relationship with nature."

Jones designed 135 residences and 15 chapels and churches in 20 states. Other projects included fountains, gardens, pavilions, and commercial buildings.

Euine Fay Jones was born January 31, 1921, at Pine Bluff, Arkansas, and he grew up in El

Dorado, Arkansas. He studied engineering at the University of Arkansas, then earned a degree in the university's architecture program in 1950. He received a master's degree in 1951 at Rice University in Houston.


Jones taught architecture at the University of Oklahoma from 1951 to 1953. He then taught for 35 years at the University of Arkansas, and became its architecture school's first dean.

Jones had little of the flamboyance of his mentor, Wright, practically refusing to utter the first-person pronoun when discussing his designs. But his views could be expressed firmly. He once told an interviewer, "When someone off the street with no architectural background walks into a structure and is captured by a sense of awe, that's architecture with a capital A." *Roy Reed*

E. Fay Jones, FAIA, whose houses and chapels won architecture's highest honors and international acclaim, died August 30 at his home in Fayetteville, Arkansas. He was 83. Jones was perhaps the best

In Memoriam

Josef Paul Kleihues, renowned German architect and educator, died on August 13. He was 71. He taught architecture and urban planning in Germany at the University of Dortmund and the Academy of Arts in Dusseldorf, and at New York's Cooper Union. Kleihues's theory of "poetic rationalism" sought to enliven the functionalist aesthetic of Modernism, and he helped champion Berlin's "critical reconstruction," filling in the gaps left by wartime destruction with buildings that followed scale but used new construction methods. A notable Berlin work was the elegant and historicist Hamburger Bahnhof rail station, now a museum. His first and only American commission was Chicago's Museum of Contemporary Art, which opened in 1996. *Tony Illia*



Chicago Museum of Contemporary Art; Avery Fisher Hall; Columbus's St. Peter's Lutheran Church; Barnes's Haystack.

Max Abramowitz, FAIA, architect of many of New York City's most iconic midcentury Modernist buildings, died September 12 at the age of 96. A partner of Wallace K. Harrison, Abramowitz designed the Philharmonic Hall, later renamed Avery Fisher Hall, which opened in 1962 as part of Lincoln Center. With Harrison, he also designed the last Rockefeller Center skyscrapers, including the Time-Life and McGraw-Hill buildings. Harrison and Abramowitz oversaw the United Nations project in New York from

1945 to 1952. **John E. Czarnecki J. Irwin Miller**, who helped transform Columbus, Indiana, into a modern design capitol, died on August 16. He was 95. Miller led the Cummins Engine Company to prominence, and in 1954 he started a foundation to subsidize architecture in Columbus. It has since paid \$13.7 million in design fees for 42 projects, including an I.M. Pei library, a Kevin Roche post office, and a Cesar Pelli shopping center. Columbus now ranks with New York and Chicago as a U.S. center for

design innovation. *T.I.*

Edward Larrabee Barnes, FAIA, the New York architect known for his clear, original designs, died on September 21. He was 89. His 1962 Haystack Mountain School of Crafts on Deer Island, Maine, a villagelike collection of simple shapes that broke from Modernism's increasingly sculptural forms, won the AIA's 25-Year Award in 1994. His firm won the 1980 AIA Firm Award and designed the I.B.M. headquarters in New York, Dallas Art Museum, and Walker Art Museum in Minneapolis. *S.L.*

PHOTOGRAPHY: COURTESY THORNCROWN CHAPEL (TOP); UNIVERSITY OF ARKANSAS (TOP INSET); CHICAGO MUSEUM OF CONTEMPORARY ART (BOTTOM LEFT); LINCOLN CENTER FOR THE PERFORMING ARTS/AVI MB (BOTTOM CENTER LEFT); © CORBIS (BOTTOM CENTER RIGHT); COURTESY HAYSTACK MOUNTAIN SCHOOL OF CRAFTS (BOTTOM FAR RIGHT)

Record News

OFF THE RECORD

The Institute of Classical Architecture & Classical America is opening a new national headquarters office at 20 West 44th Street in Manhattan.

G. Holmes Perkins, founder of the Graduate School of Fine Arts at the University of Pennsylvania, died on August 25.

The National Parks Service is accepting proposals for a [Flight 93 Memorial](#), to honor those who died in the plane crash in Shanksville, Pa., on 9/11.

New York-based [Asymptote](#), founded by Hani Rashid and Lise Anne Couture, has received the fourth Austrian Frederick Kiesler Prize for Architecture and the Arts, a biannual award.

London's [Victoria and Albert Museum](#) (V&A) and the Royal Institute of British Architects (RIBA) have announced they are joining forces to open a new Architecture Gallery at the museum in November 2004.

Finalists for London's [Stirling Prize](#) include 30 St. Mary Axe by Foster and Partners, the Imperial War Museum North by Studio Daniel Libeskind, the Kunsthaus Graz by Peter Cook and Colin Fournier, the Phoenix Initiative by MacCormac Jamieson Prichard, the Spire of Dublin by Ian Ritchie and Associates, and the Business Academy of Bexley by Foster and Partners.

Architect [Peter Eisenman](#), FAIA, received the Venice Biennale's Golden Lion for Lifetime Achievement Award at a ceremony that took place on September 10.

[Stantec](#), an Edmonton, Canada-based engineering firm, is acquiring Dunlop Architects, one of the Canada's top design firms.

New York-based [Gruzen Samton Architects](#) is opening a new office in Newark, New Jersey.

Documenting recovery, one day at a time

Six months after the fall of the World Trade Center towers, a documentary filmmaker began filming time-lapse movies of the site from 35-millimeter cameras placed atop buildings around the area. There are now six of them, each shooting one frame every 5 minutes. When they have been filming for 10 years, the length of the

Ron Howard.

The six cameras are contained in specially designed boxes that protect them from the weather and from tampering. One sits at ground level, directed at the site across the cemetery at St. Paul's Chapel. Another camera is located in the American Express building, which was damaged when the towers fell. The floor where the camera sits was undergoing renovations when it was installed. Whitaker notes, "Tom Lappin, our director of photography, installed the camera when the floor was an open-air platform in the sky. When he

site provides an interactive timeline, interviews with important figures in the rebuilding process, and information about the architecture, urban planning, and engineering that is going into the rebuilding.

The site also contains a history of the World Trade Center, but according to Joan Ockman, the site's architecture editor, history is not the real intent of the program. "The 'Rebuild' portion of the site is a behind-the-scenes lens to the ongoing process, not the past," she says, referring to one of the site's four main sections.

For example, under the heading "Architecture," the site introduces the WTC team, and includes entries on SOM, Michael Arad, Santiago Calatrava, the master plan, 7 World Trade Center, the Freedom Tower, and other individual projects. The interview section began recently with a talk with Kevin Rampe, the president of the Lower Manhattan Development Corporation.

"I don't think the lay public or the architectural community has even been allowed into a building project this closely and on this scale," says Ockman. "I'm trained as an architect, but even for me, becoming this aware of every minute of the development has been quite a revelation."

Kevin Lerner



Project Rebirth uses time-lapse photography to capture the rebuilding of the World Trade Center. The site went from a hole (top left) to a construction zone (bottom right).

project, the resulting images will be compiled into a 20-minute film.

The project is called Project Rebirth, and the documentary filmmaker behind it is Jim Whitaker, who is also the president of Imagine Entertainment, the film production company started by Brian Grazer and

returned to check the camera, he had trouble finding the closet amid all the finished office space."

In September, Project Rebirth launched its own Web site, [www.projectrebirth.org](#), which is a project in its own right in several ways. In addition to information about the film, the

Massachusetts school: Design committee or competition?

The Boston suburb of Newton is wrestling with how to choose an architect for its new \$100 million Newton North High School: either open the project to a design competition or stick with the city's existing system, under which the mayor chooses from a shortlist of firms culled by a designer-selection committee. A group led by local architect Anatol Zuckerman is pushing for a design competition open to all Massachusetts-registered architects, arguing that it would yield a more creative design and save money. Separately, the Newton Board of Aldermen is considering an ordinance to mandate a design competition for projects valued at more than \$90 million. If the city opts against a competition, advocates will aim for a referendum in November, according to Zuckerman. The vast majority of public school architects in the U.S. are chosen through selection committees, according to Jim Dyck, chair of the AIA Committee on Architecture for Education. "I think there's an economic case to be made for competitions," he says. "Given the tiny percentage of first costs, what you spend to get the best person to do the job has a significant effect on the life of the building." Newton director of communications Jeremy Solomon says a design competition might not tap an architect familiar with the community or allow for adequate citizen input, but added that the mayor was "committed to keeping our lines of communication open." The school is expected to be complete by the end of 2008, says Solomon. *Ted Bowen*

HEALTHCARE NEWS

FIRST TIME EVER!

"Strategic Healthcare Construction Alliance" Provides Turn-Key Space in Half the Time!



- Outpatient Clinics
- Ambulatory Surgical Centers
- Critical Access Hospitals
- Emergency Rooms
- Renal Dialysis Facilities
- Temporary Swing Space Facilities

WellnessSpaces™

CLINICAL INTERIORS BY



SPACE BY



INTEGRATED SOLUTIONS FOR HEALTHCARE

CIRCLE 18 ON READER SERVICE CARD OR GO TO WWW.LEADNET.COM/PUBS/MHAR.HTML





CALL TODAY FOR
YOUR FREE DVD




888.277.0566

CONTINENTAL
CAST stone
MANUFACTURING, INC.

SELECT STONE

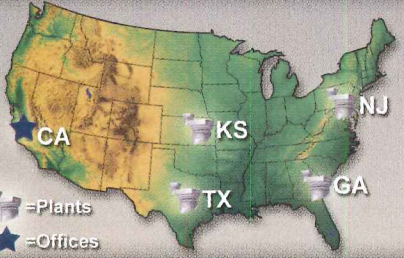



AN ECONOMICAL MODULAR
CAST STONE VENEER PRODUCT



Dole Institute of Politics, Lawrence, KS

CUSTOM / COMMERCIAL



☐ = Plants
★ = Offices

LOCATIONS NATIONWIDE

**CONTINENTAL
CAST STONE**

*Serving Design Professionals
Since 1986*

For information call
800-989-STON (7866)
or e-mail us at
info@continentalcaststone.com
www.continentalcaststone.com

Record News

Libeskind, Hadid, Isozaki designing towers in a growing Milan

At the beginning of August, the city of Milan announced the selection of an international architectural "dream team" to redevelop the soon-to-be-abandoned exhibition fairgrounds in the city. The team includes Daniel Libeskind, Zaha Hadid, and Arata Isozaki, each of whom will design a skyscraper on the plot. They are joined by Italian architect Pier Paolo Maggiora, of Turin.

The story began two years ago when Fiera Milano, which organizes the city's seemingly limitless rotation of fashion and design exhibitions, announced that it would relocate the exhibitions outside of the city, to an area under design by Massimiliano Fuksas. To assuage criticism that it was abandoning the city, Fiera promised that it would also redevelop the old fairgrounds. Instead, with the blessing of the city, it has sold the space for \$608 million to an insurance consortium under the banner of City Life. The City Life proposal, with a master plan by Libeskind, will encompass about 15 city blocks. Initial plans call for significant green space surrounding three skyscrapers, each designed by a different architect. Isozaki's tower will be the tallest at 689 feet, dwarfing Milan's (and Italy's) tallest building, the concrete Pirelli tower (415 feet), designed by Gio Ponti in 1967.

The redevelopment of the former Fiera grounds is just the latest in a string of new projects getting under way in Milan, which is experiencing a renewal in building confidence unparalleled since political scandals wracked Italy in the 1980s and all but halted large-scale real estate development.

Besides Fuksas's new, \$910 million Fiera fairgrounds, to be completed in April 2005, a master plan by Cesar Pelli for a "city of fashion" was just approved. In April, Pei Cobb Freed and Partners, with Italian Paolo Caputo, was selected to build a new seat for the Lombardy regional government. The project will include a 525-foot skyscraper.



The proposed Milan towers.

Milan's city boosters laud the fairground project as bringing a global vision to the city. But not everyone concurs. Says Giulio Barazzetta, principal of SBG Architetti in Milan and a member of the Ordine degli Architetti della Provincia di Milano (the local architect's league), "It's global for global sake: three-star architects who are working side-by-side, but not together. Each tower is fine as a work of architecture, but in terms of providing a space that works for the city, I don't think it does that." *Paul Bennett*


Decker resigns as chief curator of National Building Museum

Howard Decker has left his post as chief curator at the National Building Museum in Washington, D.C. The museum abruptly announced Decker's resignation in early September; his final day was September 3.

Museum director Chase Rynd, who has been with the museum for about a year, says he encouraged the resignation because he wants to replace the chief curator role with a format in which various curators report directly to him. "The position is not necessary right now," says Rynd. The resignation, notes Rynd, is part of museumwide changes to restructure management and encourage growth. The museum's board passed an ambitious new strategic plan this summer. Rynd says that the museum will now begin a search for an experienced curator specializing in architecture and design.


While he acknowledged that the move came quickly, Decker professed no hard feelings, pointing to Rynd's and the museum's desire to move in a new direction. "This gives them an opportunity to reallocate resources at the museum," he says. Decker had been chief curator for the past four years, arranging about 40 exhibitions and publishing five books. Prior to joining the museum, he was a founding principal at DLK Architecture in Chicago. Now, he says, he hopes to "catch my breath and see what challenges lay ahead." The new path will likely be in the design field, he adds. *Sam Lubell*

**This Is No Time To Find Out Your
Life Safety Isn't Up To Code.**



IR VON DUPRIN

©2004 INGERSOLL-RAND



Von Duprin 98/99 Series. The world's most specified exit device.

More than a century ago, Von Duprin invented the first exit device to improve building safety and prevent senseless deaths. Facility managers are still challenged with the inherent conflict of maintaining a secure building and providing safe emergency egress. Understanding complex fire codes, changing building uses and ADA laws can be difficult, yet is critical to life safety. No one understands these issues like we do. Our network of 24 Security & Safety ConsultantSM offices and Security Centers throughout the U.S. and Canada is providing needs assessments and offering integrated solutions. These include biometric, electronic and mechanical security, as well as software network integration—all designed to ensure your building is safe and secure.

To find out more about Von Duprin life safety solutions, visit irsecurityandsafety.com or call 1-877-840-3621 to contact one of our 24 Security & Safety Consultant offices.

IR Security & Safety
Proven Source. Proven Solutions.™

An **IR Ingersoll Rand** business


CIRCLE 20 ON READER SERVICE CARD
OR GO TO WWW.LEADNET.COM/PUBS/MHAR.HTML


Arakawa
 HANGING SYSTEMS



Arakawa Hanging Systems supplies quick-release cable grippers for hanging art, signage or shelves, and stair balustrades.

With the Arakawa Gripper system, your displays are secure and locked in place but quickly adjustable to modify displays at will. The mechanical grip fastens to the cable, eliminating set screws and damaged cable.

Visit us today. 



www.arakawagrip.com



Arakawa Hanging Systems
 1020 SE Harrison Street Portland, OR 97214
 phone: 503.236.0440 fax: 503.236.0427
 toll free: 888.ARAKAWA

CIRCLE 21 ON READER SERVICE CARD
 OR GO TO WWW.LEADNET.COM/PUBS/MHAR.HTML

Record News



Reality catches up with technology at the Venice Biennale

More than 80 years ago, in his book *Alpine Architecture*, Bruno Taut proposed buildings inspired by the crystalline structure of mountains, while Russian Constructivists sought to escape the tug of gravity. Those dreams are beginning to take concrete form in *Metamorph*, the title Kurt W. Forster gave to the exhibition of revolutionary buildings and projects he assembled in Venice as the centerpiece of this year's Architecture Biennale. Forster has chosen a specific future: a world of dynamic complexity, fusing figure and ground, and creating or responding to topography. New York firm Asymptote has installed the models on boatlike whiteboard platforms, their ends tilted up at different angles along the Corderia, the basilicalike space in the Arsenale. Texts, plans, and pictures are displayed on vertical panels to either side. Here, in a space that evokes past glories, a brave new world is taking shape.

It's hard not to be stirred by the energy and originality of the best of these projects, though most are displayed as sculptural objects, unrelated to the context. Other exhibitions—there are more than a dozen national pavilions—seek to overcome this limitation by emphasizing the urban or natural setting. Beyond the Corderia, in the basin of the Arsenale, is a floating pavilion that shows how cities around the world are reinventing their waterfronts,

switching from industry to leisure, from shipping to housing. A major exhibition in the Italian Pavilion explores some of the best new concert halls—notably Plot's project for Stavanger in Norway, where two auditoriums bracket an amphitheater that flows organically out of their walls.

More than a dozen national pavilions expand on the core exhibitions. In the U.S. Pavilion, six emerging firms have each explored the potential of a common building type, from the highway interchange to the shopping center. The Dutch provide a historic overview of how their land has been transformed into a fusion of city and countryside. *Too Perfect: Nine New Denmarks* offers an escape from the trap of good taste and proposes radical ways of rebranding the country—one of which is to ship fresh water from Greenland to Africa. One of the more delightful surprises is an exhibition from Estonia of creative rural outhouses, one of which is shaped like a horse, with its tail serving as handrail to the access ramp. The Biennale remains on view through November 7.

Michael Webb

Projects for the Biennale by (clockwise, from top left) Asymptote, Kengo Kuma & Michitaka Hirose Niwa, Eric Owen Moss, and Predock_Frane.

IMAGES (CLOCKWISE, FROM TOP LEFT): COURTESY ASYMPTOTE; KENGO KUMA; ERIC OWEN MOSS; PREDOCK_FRANE



ALPOLIC®
AS UNLIMITED AS YOUR
IMAGINATION.

A LPOLIC® produces an amazing array of fully tested Aluminum and Metal Composite Materials for the architectural cladding industry. Brilliant colors, exotic metals, textured metals and faux finishes of beautiful wood and stone, all offering the same advantages the industry has come to expect from ALPOLIC®. Advantages like the rigidity of heavy gauge monolithic metal in a lightweight material with superior flatness, vibration dampening, durability and ease of maintenance. ALPOLIC® panels can be curved or bent with ease, using ordinary woodworking and metalworking tools. ALPOLIC®'s use of incredibly clear Lumiflon® resin paint finish guarantees the most brilliant, most durable ACM panels ever, with a gloss range that's more than twice the industry standard. ALPOLIC® Aluminum and Metal Composite Materials are so far ahead of other products on the market today that using anything else is simply a step backwards. Specify them on your next project and see just how unlimited your imagination can be. For more information call 1-800-422-7270 or visit www.alpolic-usa.com.

©2004 Mitsubishi Chemical America, Inc. All Rights Reserved. Photography: Satoru Mishima, Nikkei BP
ALPOLIC® is a registered trademark of Mitsubishi Chemical Corp. Lumiflon® is a registered trademark of Asahi Glass Company.

ALPOLIC®
REFLECTING THE FUTURE, TODAY.

CIRCLE 22 ON READER SERVICE CARD
OR GO TO WWW.LEADNET.COM/PUBS/MHAR.HTML

INTRODUCING
WOOD
BALANCED
DOORS



Wood doors that use the renowned
Ellison Balanced Door hardware
and frames are now available.

For information on wood selection
and door design contact our factory.

ellison
Ellison Bronze, Inc.

800-665-6445
www.ellisonbronze.com

CIRCLE 23 ON READER SERVICE CARD
OR GO TO WWW.LEADNET.COM/PUBS/MHAR.HTML

Record News

Chinese “architectural village” remakes masterpieces



A remake of Le Corbusier's Ronchamp houses squatters.



They like to copy things in China. Walk down the streets in any city and there are fake things everywhere: DVDs, Prada bags, Nike shoes, and even a Greek temple every so often. In Zhengzhou, the dusty capital of China's interior Henan province, one can run across Le Corbusier's Notre Dame du Haut chapel. The original stands in Ronchamp, a small town in eastern France. Somehow, an exact replica found its way here.

The reconstructed chapel, which is empty inside, forms part of a street of reproductions of notable works in Western architecture. Termed an “architectural village,” the thoroughfare lies within a special economic zone of Zhengzhou. The zone's coordination committee commissioned the street about 10 years ago in the hope that it would be a tourist attraction for the large, but largely anonymous, city. The church—built by the Zhengzhou Institute of Planning and Design—has been standing in obscurity for most of the past decade.

The majority of the replica buildings here lie idle, though a few now serve as theme hotels. The poorly reconstructed structures reflect a particular emphasis on Italian, French, and Japanese architecture. A miniature of the Campanile at Venice's Piazza San Marco (pictured, center) and a distorted version of the Acropolis's Erechtheion, for example, neighbor Zhengzhou's Ronchamp. Surrounding the “architectural village” are Stalinist apartment and office blocks, creating a juxtaposition that is both lively and risible. “Most of the street is deserted, and there is no one in

charge of it now,” says an official at the coordination committee of Zhengzhou's Special Economic Zone, who refused to give her name. “They've forgotten about it.”

A small group of migrant workers live inside Zhengzhou's Ronchamp, explains Lao Wang, one of the building's residents. Wang is currently looking

for work. Aside from serving as the backdrop for a CCTV (Chinese State TV) documentary, the building has received scant coverage in the Chinese press. But the whole scheme has been a subject of controversy on Chinese architecture

Web sites, one of the few venues here where dissatisfaction is voiced. “Only the church is worth looking at,” assures a Chinese architecture blogger, who visited the site while it was under construction.

For those familiar with architecture in today's China, the idea of a fake Corbusier alongside a reproduced Piazza San Marco is not all that surprising. The combination of China's building craze, rapid economic growth, and a national obsession with being of “international standard” is producing an architecture with very familiar results. In Beijing, Shanghai, and Shenzhen, for example,

large-scale residential subdivisions are springing up that look eerily like suburban Florida; these subdivisions often have names like Yosemite, MOMA, or DBC (Dreaming Bright California). So, it was only a matter of time before a street like Zengzhou's appeared in the trenches of China's relentless development. Thanks to poor building materials and planning, these structures often fall into disrepair and become blights on the built landscape. But that doesn't seem to be stopping the wave of developments that



Is this Venice? Vegas? No, China.

mimic Western architectural styles, both traditional and modern, which often replace traditional vernacular Chinese buildings.

Many wonder whether copying foreign architecture is wise. In an architectural Web discussion, one aficionado used an old Chinese proverb to caution his countrymen: “If you try to draw a tiger, you will get a dog,” he warns.

Daniel Elsea

PHOTOGRAPHY: © DOUG KANTER

Meet the Door with a Split Personality

Power operation only when you need it.
Balanced door operation when you don't.



POWER
NOW
Patent Pending

Power Now is a classic balanced door during manual operation, and opens with power only when needed.

Our revolutionary design eliminates complicated, unsightly surface mounted hardware. A concealed low energy operator and actuating arm provide opening force on demand.

Our standard hardware provides the closing force. When used manually Power Now is pure Ellison.

ellison

Ellison Bronze, Inc.

www.ellisonbronze.com


CIRCLE 24 ON READER SERVICE CARD
OR GO TO WWW.LEADNET.COM/PUBS/MHAR.HTML

HIT THE SWITCH

power opens the door on demand, ellison closes it.



Introducing **VORTEX™** Flushometers



A new standard in reliability, value, style and customer support!

Vortex™ flushometer valves are the result of Geberit precision engineering and Chicago Faucets craftsmanship. Vortex combines durable, proven diaphragm and piston performance with rugged vandal resistant construction to provide years of consistent and reliable flush operation.

Other features include:

- ADA compliant, non-hold open handle designs
- Vandal resistant design, including stop set-screw
- Accurate, low-consumption flushing performance
- Adjustable tailpiece for ease of installation

Choose from the Vortex and Vortex Max diaphragm models that incorporate internal components of **Coyne & Delany Company**, a trusted name in the flushometer valve market for over one hundred years, and the Vortex Piston flushometer. All provide a much needed high quality alternative for architects.

CHICAGO FAUCETS
a Geberit company
www.chicagofaucets.com

GEBERIT
www.us.geberit.com

CIRCLE 25 ON READER SERVICE CARD
OR GO TO WWW.LEADNET.COM/PUBS/MHAR.HTML

Record News

LAB Architecture to design \$1 billion Beijing project

Lab Architecture Studio of Melbourne, Australia, will design a new, 1.8-million-square-foot office, apartment, and retail development at the western edge of Beijing's Central Business District. The new development, called SOHO Shang Du, will be adjacent to Beijing's famed Landau Department Store, and will cost an estimated \$1 billion.

SOHO Shang Du will comprise three towers built on neighboring city blocks. Two taller towers are on one block, while a smaller one is across an adjacent busy city street. The two elements are connected to the rest of the complex by a large, oblique bridge. The main towers will house loftlike office space and will be held together at their base by a commercial arcade; the third tower will be a retail Galleria. The proposed design has a faceted image, with forms inspired by crystals. Peter Davidson, a director at Lab and SOHO Shang Du's lead architect, explained that the building's design was influenced by the radicals of fractal geometry. "Architecture is about geometry and life," says


Davidson, who hopes SOHO Shang Du will be a new urban icon for Beijing.

The project's developers are SOHO China, led by husband-and-wife team Shiyi Pan and Xin Zhang, whose projects include work by Shigeru Ban and Hong Kong's Rocco Yim. Their most recent development, Jianwai SOHO [RECORD, March 2004, page 90], has become one of Beijing's most sought-after properties. Pan and Zhang—who have emerged as patrons of high-quality architecture in an environment where developers often pay scant attention to building design—are working with Zaha Hadid to develop

a large residential subdivision in Beijing.

"My mission is to find beautiful things and bring them to China," says Zhang, who was initially drawn to Lab because of its design of Federation Square in Melbourne, which is also clad in labyrinthine geometric facades.

Despite a recent downturn in China's overheated construction market, construction is set to begin in October and end by late 2006. D.E.



Towers inspired by fractal geometry.

Will number crunching fix architecture's diversity crisis?

Ted Landsmark, AIA, chair of the AIA Diversity Committee, is—like most in architecture—miffed at why long-employed methods aimed to address the profession's notoriously low minority and female participation, such as internships and scholarships, have had so little impact over the past 30 years.



"Before we pour significant resources into these programs, we have to know what works," says Landsmark. "Otherwise, we're just promoting programs that make us feel good, without effectively changing the demographics of the profession. We can do better than that."

To help turn things around, Landsmark contributed to a resolution, ratified by the AIA board in September, to spur diversity in the profession. The resolution takes a new approach: number crunching. The AIA (with the help of a to-be-hired consultant) plans to obtain extensive figures about minority and female access to the profession, helping paint a clearer picture of why so few of these groups enter and stay in architecture, and laying the groundwork for future changes.

"We need to find out what these problems are," says Elisabeth Casqueiro, managing director of Alliances at the AIA, who points to low salaries and long-standing biases as reasons for architecture's diversity gap, but concedes causes for the issue remain largely a mystery. Outside of cursory data obtained from its Firm Survey—which shows 1 percent minority membership and 11 percent female membership—the AIA's data on minority representation is "disconnected and incomplete," says Landsmark.

The consulting firm will also carry out focus groups, explore models in other professions, such as law and medicine, and compare data with architectural organizations such as the American Collegiate Schools of Architecture (ACSA), the National Collegiate Accreditation Board (NCARB), the National Accreditation Board (NAB), and the National Organization of Minority Architects (NOMA). S.L.

Can you design a room without walls?



Now you can with the vanishing NanaWall™.

Finally, a way to define—and re-define—space by more than mere windows and walls. Combining the strength of an exterior wall with the airiness of a glass window, the NanaWall™ creates mind-opening possibilities as it effortlessly folds out of sight on its patented tracks and rollers.

Now, you can work with more than steel, glass, and concrete. You can control space in an entirely new way. NanaWall™ offers versatile, design-driven solutions for any large opening. When open, it creates wide-open spaces. When closed, it's secure and weather-tight. The independently-tested NanaWall™ is available in a full palette of colors, configurations, and finishes, including durable aluminum-clad wood. Now, you can create dynamic glass walls for any application, from store-fronts to pool enclosures to stadium luxury suites. It's entirely up to you.

You don't create boxes—so why think inside one?

Only NanaWall™ opens your designs as it opens your possibilities.

For more information call
888.411.NANA (6262)
or visit us on the web
www.nanawall.com

CIRCLE 26 ON READER SERVICE CARD
OR GO TO WWW.LEADNET.COM/PUBS/MHAR.HTML

NanaWall 
Bringing the Outdoors in

get
 I ~~need~~
 cabinetry
 specs to
 create great
 designs.
 at
 kraftmaidspec.com



Only KraftMaidSpec.com lets you download AutoCAD drawings of every single cabinet and gives detailed information on door styles, finishes, storage solutions and our quality construction. Visit KraftMaidSpec.com and see why so many architects rely on it as their design resource.

Made just for you.
KraftMaid
 Cabinetry

www.kraftmaidspec.com

CIRCLE 27 ON READER SERVICE CARD
 OR GO TO WWW.LEADNET.COM/PUBS/MHAR.HTML

Record News



Writers serve as muses for architects' projects in Princeton

Architects are not known for their writing expertise. But no one said they couldn't be inspired by great writing. Such is the impetus for a Princeton, New Jersey, project called "Writers Block," in which architects and builders have created small pavilions dedicated to the works and spirit of some of the many writing luminaries in the area, including Joyce Carol Oates, Cornel West, Peter Benchley, and Fran Lebowitz.

Established by Princeton-based landscaper and self-professed "pseudo academic" Peter Soderman, with local architect Kevin Wilkes, AIA, the project includes 10 architect/builder teams and 10 pavilions, or "follies," as the two call them. What is a folly? "A garden element somewhere between whimsical and impractical," explains Wilkes.

The projects—unrefined works in a very refined town—are settled in a 15,000-square-foot, bucolic landscape of newly planted corn stalks, sunflowers, and zinnias on what used to be a temporary parking lot. The goal, says Soderman, is to find new forms, provide places for contemplation, and encourage writers to give readings inside. Few have made the trip so far, except Oates, who visited her folly in August. It is a jumble of spruce beams with a tin roof created by local architect Gil Rampy, who was moved by Oates's direct insights into life's often "unvarnished" difficulties, and her claim that she is inspired by running, when "imagination is set into motion."

The teams, which immersed themselves in the subjects' books (or lectures, in Rampy's case) for ideas, designed the structures in May, began building in late June, and finished in late August. The results are an interesting experiment in design inspiration, says Wilkes. "Most of us architects are interested in novelty, and it becomes harder and harder to find," he notes. His own folly, built for Princeton Civil War historian James McPherson, includes two fluted tuscan wood columns from a home Wilkes renovated, representing the patrician South, and two columns made of galvanized metal culvert pipes from an old solar house, representing the industrial North. The two opposing sides support the structure, to signify unity. Wilkes, who was raised in New York by a mother from Georgia, says the experience helped him begin to come to terms with his upbringing, in which North and South played often competing roles. "I was able to look at the war from a new perspective and let some personal issues sit in the structure rather than in my mind," he says.




A folly for James McPherson by Kevin Wilkes, AIA (top); a pyramid-shaped folly for Paul Krugman, by Gil Rampy (center); and one for Cornel West, by Jon Nastasi and Sharon McHugh (left).

Other follies include a cedar and oak pyramid with a glass eye on top, mimicking the back of a dollar bill, for left-leaning writer Paul Krugman, and a parabolic form for writer Cornel West by architects John Nastasi and Sharon McHugh, made of synthetic, expanded honeycomb material. The flexible structure's geometry both distorts and projects peoples' images, which Nastasi points out "is all about breaking through barriers," like those of race.

When the program ends in late October, the follies will be auctioned off to help recoup construction costs, and the space will be used by a local developer to build condominiums. But Soderman hopes to begin a tradition. "Hopefully, this will become part of this town's culture." He adds, "In a culture of homogeneity, people are clinging to real, concrete things." S.L.

PHOTOGRAPHY: COURTESY KEVIN WILKES

TERRAZZO FLOURISHES WHEREVER ITS PLANTED.



Terrazzo is a hardy flooring solution for any zone, thrives in sun or shade, and flourishes under heavy foot traffic. Unlimited color palette and design opportunities makes this perennial favorite a must-have, while offering one of the best lifecycle costs in the flooring industry.

Terrazzo — a floor that truly performs!

Contact us at: **1.800.323.9736**

or visit us at: **WWW.NTMA.COM**

CIRCLE 28 ON READER SERVICE CARD
OR GO TO WWW.LEADNET.COM/PUBS/MHAR.HTML

Terrazzo
A PERFORMING ART

Job Name: Carmel Clay Public Library
Location: Carmel, Indiana
Architect: Meyer, Scherer, & Rockcastle, Ltd.
Designer: Browning Day Mullins Dierdorf, Inc.

Design with
Natural Stone

Making the
Impossible
Reality!



- Original KUGEL Floating Ball
- Floating Objects
- Monumental Works of Art
- Granite Fountains, Waterwalls
- Natural Stone Elements
- Prestressed Granite
- Custom Design
- Complete Engineering Support



Materials:
Tittlinger Grobkorn
Outer diameter: 8'01-5/8"
Inner diameter: 6'06-5/16"
Thickness: 2'03-9/16"


Floating Ring
Office Building
Kusser Aicha

800-919-0080
www.kusserUSA.com
kusserUSA@kusser.com

Record News



The Underground Railroad Freedom Center features undulating forms (left) and a reconstructed slave pen (below).



Freedom Center headlines growing list of African-American cultural centers

The story of the culture and history of African-Americans is now finding a home in more than 25 museum buildings either newly constructed or planned in the United States. The most recent is the centerpiece of Cincinnati's billion-dollar waterfront redevelopment, the National Underground Railroad Freedom Center, which opened in late August on the shores of the Ohio River—the symbolic dividing point between the South and the North. Designed by Blackburn Architects of Indianapolis, lead architects with design consultants BOORA Architects of Portland, Oregon, the \$110 million museum powerfully portrays the slaves' struggles for freedom.


Clad mainly in copper and travertine, the museum is composed of three sculptural pavilions housing a lobby and welcome hall; a large, multiuse theater; and exhibition space. The museum also

includes smaller theaters, educational facilities, a research institute, and public roof garden. Curving pathways between the pavilions symbolize the slaves' circuitous routes to the north. Inside, a reconstructed wooden slave pen serves as a focal point in the exhibition area.

The design team was selected in the late 1990s. According to his widow, Alpha Blackburn, who is now the C.E.O. of Blackburn Architects, the design reflects the vision of the firm's founder, Walter Blackburn, an African-American architect who died in 2000. "We knew this building could transform people's opinions," she told RECORD.

Other upcoming African-American cultural buildings include the California African American Museum in Los Angeles (Huff + Gooden Architects), the Martin Luther King, Jr. National Memorial in Washington, D.C. (ROMA Design Group), the African-American Cultural Center of Greater Pittsburgh (Ai), and the National Slavery Museum in Fredericksburg, Virginia (Pei Partnership).

The Freelon Group of Raleigh-Durham, North Carolina, is designing several such projects to be completed in 2005, including the Museum of the African Diaspora in San Francisco, the Reginald F. Lewis Museum of Maryland African-American History and Culture, in Baltimore (with RTKL), and the International Civil Rights Center & Museum in Greensboro, North Carolina. The increased number of such projects is in part due to "the baby boom generation looking back and contemplating our history and wanting to see that expressed in tangible ways," notes firm president Philip Freelon, FAIA. J.E.C.



Ai's African-American Cultural Center of Greater Pittsburgh (above), and Freelon's Museum of the African Diaspora in San Francisco (right).



IMAGES: COURTESY BLACKBURN ARCHITECTS (TOP TWO); AI ARCHITECTS (LOWER LEFT); THE FREELON GROUP (BOTTOM)



Relieve boring, repetitive tasks with one application.

Why do users of AutoCAD 2005 experience less daily irritation than users of other CAD software? Because AutoCAD 2005 contains Sheet Set Manager that lets you create, manage, and share entire sheet sets simultaneously—and dramatically reduces the aggravation of finding and fixing errors. You can also create tables with a single command, and publish or plot with a single click. The small, fast, secure DWF™ file format lets you view and publish files effortlessly. And it has tools that let you carry forward your customizations, making the move to AutoCAD 2005 painless. Experience relief with a free sample dose. Get a free 30-day trial at www.autodesk.com/freetrial

© 2004 Autodesk, Inc. Autodesk, AutoCAD, and DWF are either registered trademarks or trademarks of Autodesk, Inc., in the USA and/or other countries. All other brand names, product names, or trademarks belong to their respective holders.

autodesk®

MÓZ

Decorative Metals
+
Custom Fabrication

Custom canopies & columns
Cache Creek Casino / Brooks, CA
Pattern: Waves / Color: Pewter



Wall Paneling
Wolfgang Puck Catering / Hollywood, CA
Pattern: Ripples / Color: Cranberry



WE ENGINEER, BUILD
& INSTALL

column covers canopies
wall panels signage
ceiling panels fixtures
room dividers art

510.632.0853
www.mozdesigns.com

Record News On the Boards: Museums

University of Michigan museum turned inside out

On the heels of its recently completed Contemporary Art Museum in St. Louis, Oregon-based Allied Works Architecture has designed a \$35 million, 57,000-square-foot addition and renovation to the University of Michigan Museum of Art.

A critical factor in the design, which will double the museum's current space, is its connection to the university and to Ann Arbor, Michigan, says museum director James Steward. "One of our central goals has been to turn the museum inside out, to make it dramatically more accessible to our students and the broad community," says Steward. Allied Works' design achieves this interplay through strategically placed transparent facades that allow for controlled views in and out of gallery spaces and public areas. At night, light emanating from the glass will make



the addition a recognizable beacon. "The expansion will serve as a catalyst for new activities and experiences," says firm principal Brad Cloepfil, AIA.

The materials and scale will be sympathetic to the Beaux-Arts Alumni Memorial Hall, the museum's existing facility, slated to receive systems upgrades and restoration. The proposal will add gallery space, public gathering areas, an auditorium, and an outdoor gallery, among other elements. Ground will be broken in 2006, with an expected completion date of 2008. *Audrey Beaton*

San Diego Railway baggage building to become new galleries


San Diego's historic central train station will soon house an interesting new element: a museum. New York-based Gluckman Mayner is converting the Mission Style station's former baggage building into the San Diego Museum of Contemporary Art.

The 13,000-square-foot building will contain large-scale installations, a black-box area, and a small-scale exhibition space, says principal Richard Gluckman, FAIA. Its rooms, he adds, will be highly flexible and will sit under lofty, 38-foot-high ceilings lit dramatically with clerestory windows.

The station's former Railway Express

Agency, located adjacent to the museum, will be the site of a roughly 15,000-square-foot support space housing offices, meeting rooms, and educational facilities. The red building, called the "caboose" for its location and color, will maintain a contemporary style, thanks in part to simple geometries and vertical bands of channeled glass.

Local firm Heritage Architecture and Planning is performing the seismic upgrading of the baggage building's shell and its exterior renovation. The product is scheduled for a 2006 completion. *S.L.*



Maltzan's "floating spaceship" design for Fresno

Michael Maltzan's design for a Fresno Metropolitan Museum addition has received board approval. The octagonal-shaped, 75,820-square-foot building, which resembles a low, hovering spaceship, will be perched 30 feet

above the ground atop a grid of two-way steel trusses and a network of scaffolds.

The design cantilevers nearly 100 feet over a plaza and has extensive glazing, three double-height floors, and an articulated wave roofline that features an outdoor auditorium. It will house 30,000 square feet of art and science galleries, a media center, learning labs, offices, an observatory, café, and store.

The museum is now housed in a 71-year-old Beaux-Arts building in the city's arts district that is the former home of *The Fresno Bee* newspaper. After capital fund-raising is complete, renovation of the Bee Building is scheduled to finish in 2005, followed by the new building in fall of 2007. *T.I.*

IMAGES: COURTESY ALLIED WORKS (TOP); GLUCKMAN MAYNER ARCHITECTS (CENTER); FRESNO METROPOLITAN MUSEUM (BOTTOM)

Five-star service.

© 2003 Pella Corporation



CIRCLE 30 ON READER SERVICE CARD OR GO TO WWW.LEADNET.COM/PUBS/MHAR.HTML

Pella's exclusive reps ensure exact measurements,
prompt quotes, on-time delivery – and a good night's sleep.

1-866-829-9046 www.pella.com



VIEWED TO BE THE BEST.®

Pathways® Architectural Solutions. Intelligent, sustainable, affordable.

It's a fact: Construction and demolition wastes comprise about 40% of the total solid waste stream in the U.S. But until now, it's been difficult to create aesthetically pleasing, economical spaces without drywall and fixed construction elements. Finally, there's an alternative you and your clients will love: Pathways Architectural Solutions, a complete portfolio of walls, floors and wiring designed to work together. Here are the kind of results you can expect from this flexible interior solution, compared to traditional construction:

- Breakeven within 24 months
- 100% reusable — no landfill waste
- 30% less time for initial build-out
- 50% faster reconfiguration
- Pathways Access Floor, with under-floor air, can cut HVAC energy costs 30%
- Up to 70% faster installation of Pathways Modular Power and Zone Cabling
- Pathways Privacy Wall provides acoustics superior to drywall
- Lighting solutions from Lightolier® can produce energy savings of over 50%

To learn more about a smarter way to build for the future, visit us at steelcase.com/products/architectural_solutions.

Steelcase®


©2004 Steelcase Inc.

Record News On the Boards: Museums

Rose Museum addition focuses on transparency

Shigeru Ban, in association with Dean Maltz Architect, recently won the competition for the expansion of the Rose Art Museum at Brandeis University. The pair approached the project through the concepts of flexibility, transparency, access, and views. "The nature of museums has changed," explains Maltz. "They are kind of like warehouses for art."

Conceptually, Ban and Maltz bring a new image to the museum but maintain its initial concept. The new space is constructed of a structural-glass facade on top of the existing brick wall. White pan-



els of either metal or stucco mark the west and north elevations. The design adds a new administrative space, shipping and receiving area, art storage and workroom, workshop, and mechanical room, all planned for ease of movement and flexibility.

The architects capitalized on an opportunity to convert the upper level of the museum into a reception hall, as originally envisioned by Max Abramovitz (see News, page 31) in 1961, by relocating and combining existing galleries with the new spaces. The expected completion date is 2007. *Audrey Beaton*

Hunter addition emulates its natural surroundings

Construction began in march on a \$19.5 million expansion and renovation project for the Hunter Museum of American Art in Chattanooga, Tennessee. Los Angeles-based Randall Stout Architects designed the 29,000-square-foot project. Their plan attempts to bring cohesiveness to the 1904 historic mansion and 1970s East and North Wing additions that make up the existing museum.

The addition adds a Temporary Exhibitions gallery, an atriumlike lobby, auditorium, café, gift shop, and outdoor sculpture terrace. Visually, the addition reflects its surroundings. It is clad in oxidized zinc panels that resemble the 80-foot limestone bluff on which it sits, and its curving



stainless-steel roof emulates the neighboring Tennessee River and nearby rock formations.

"I want the addition to connect with the heart and soul of Chattanooga," says Stout. "The building forms are, from every city vantage point, reaching out to welcome you." The new addition will eventually be connected to Chattanooga's downtown by a pedestrian bridge, also designed by Randall Stout Architects with Derthick Henley Wilkerson Architects. The addition will be completed in late spring of 2005. *A.B.*

Graves's Minneapolis addition: classic or cliché?

The design for Michael Graves & Associates' classically inspired addition for the Minneapolis Institute of Arts is raising debate among local architects. With the 117,000-square-foot expansion, the



firm will attempt to add its signature to the original 1915 McKim, Mead and White Neoclassic structure of light gray granite, and to Kenzo Tange's white brick Minimalist facade of 1974.

Graves's design, charged with bringing the museum into the 21st century, tries to respect both styles. Recessed stone panels continue the rhythm of the Classical windows, while the new wing sleekly wraps the end of the building in a Modern pavilion.

Inside, a solid dome caps a three-story atrium, echoing the museum's original oculus. Causing debate is the light buff color of the German Jurastone chosen by the Graves team and associate

architects RSP. Robert Jacobsen, the museum's associate director for exhibitions and collections, asserts, "Michael's design for us is a happy kind of marriage, a reinterpretation of a glorious space." However, a group of Minnesota Modernists insist it appears Postmodern. One architect comments, "The addition is simply another big box of museum space pushed awkwardly against the existing structure." *Bette Hammel*

IMAGES: COURTESY SHIGERU BAN ARCHITECTS (TOP); HUNTER MUSEUM OF AMERICAN ART (CENTER); MICHAEL GRAVES AND PARTNERS (BOTTOM)

©2004 Steelcase Inc.

The biggest difference between your office and this one?
You can change this one without a sledgehammer.



Pathways® Architectural Solutions
Walls, floors and wiring that are moveable, sustainable, economical.
Truly, the smarter way to build for the future.
800.333.9939 www.steelcase.com

Steelcase

Do what you do better.™

English Edge® Pavers

Classic Elegance and Warmth from


Pine Hall Brick

The warmth and elegance of the English Edge® series of pavers makes it at home in any setting.



Our full line of pavers meets or exceeds ASTM C902 SX Type 1 PX

Call 1-800-334-8689 to talk to one of the trained paving specialists on our staff.

English Edge®
AMERICA'S PREMIER PAVER™



Pine Hall Brick Co., Inc.
P.O. Box 11044
Winston-Salem, NC 27116-1044

CIRCLE 33 ON READER SERVICE CARD
OR GO TO WWW.LEADNET.COM/PUBS/MHAR.HTML

News Briefs



An artwork encourages visitors to take the mike.

Freedom of information Just in time for election season, architect Laurie Hawkinson has collaborated with several New York artists to create a public artwork dedicated to free speech called *Freedom of Expression National Monument*. The red steel structure, whose design was inspired by Russian Constructivism, includes a massive megaphone, through which people can shout their opinions on world matters, or anything else. The work will sit in Foley Square in Manhattan through November 13. The first version of the sculpture stood in the Battery Park City Landfill in 1984. S.L.

Steve Jobs v. historic preservationists

Apple and Pixar chief executive Steve Jobs is seeking permission to demolish his 1926 Spanish Colonial Revival home, which he deems an "abomination." In a public meeting, Jobs said that he planned to build a smaller home on the wooded site that would be better suited for his family.

But local preservationists are resisting the request, claiming that the Daniel C. Jackling estate qualifies for the California Register of Historic Resources and thus merits protection under the California Environmental Quality Act. The 17,000-square-foot, 14-bedroom mansion was designed for Jackling by George Washington Smith, a Santa Barbara architect who is considered the leading exponent of the Hispanic and Mediterranean revival of the 1920s. In 1924, Smith was commended by the Architectural League of New York for achieving "an effect that is at once original, personal, and distinctly American." Allison Millionis

Brooklyn Navy Yard to get overhaul

The Brooklyn Navy Yard, a former shipbuilding yard turned industrial park in New York City, will

undergo a massive revitalization in the next few years to help stimulate the city's fading manufacturing economy. In addition to adding new facilities and infrastructure, the Brooklyn Navy Yard Development Corporation (BNYDC) plans to create as much as 500,000 square feet of additional space to the existing 300-acre swath of land that is now home to a robust industrial community. The BNYDC would not disclose what it plans to spend on the project, but the city has said it is kicking in \$71 million from its capital budget to improve infrastructure such as roads, sewage, and electricity over the next five years. Christina Rogers

Nest magazine closes

Nest, the interior design world's most eccentric magazine, is to cease publication after its fall 2004 issue. During its seven-year run, *Nest* won two National Magazine awards and had a cultlike readership. Architect Robert Venturi, novelist John Banville, photographer Nan Goldin, and other prominent arts figures contributed. But despite *Nest's* striking design and its high-profile talent, the magazine reportedly was a money-hemorrhaging formula. It primarily owed its survival to the financial resources of its visionary publisher and editor in chief, Joseph Holtzman. However, despite the magazine's relatively poor commercial prospects, *Nest's* literary editor, Matthew Stadler, insists that the real reason for ending publication is that

the magazine has run its course. "We were interested in stopping before it became boring," says Stadler. "It wasn't the lack of profit that killed it, it was an aesthetic choice. Joseph Holtzman funded the magazine all the way through, and if it continued to be interesting, he would have happily funded it forever." Alex Ulam




Trump's planned tower.

Trump's newest tower New York developer Donald Trump recently unveiled plans for a new, \$300 million, 64-story hotel/apartment tower on the Las Vegas Strip. Designed by local firm Bergman, Walls & Associates, the 645-foot glass tower will be the city's tallest building. The 1.6-million-square-foot building will include more than 1,000 hotel-style units ranging from 636 square feet to 1,057 square feet, plus such luxury amenities as a spa, salon, and restaurants. The new "Trump Tower Las Vegas" is expected to break ground by early next year. Tony Illia

Tegola Prestige:


*a unique high-tech copper clad tile
with the flexibility to realize any
roof you can envision.*



*Weber Music Hall
Owner: University of Minnesota Duluth
Architect of Record: SJA Architects
Design Architect: Cesar Pelli & Associates Architects
Roofing Contractor: Jamar Company
Roofing Material: Prestige Elite*

WEBER MUSIC HALL

CIRCLE 34 ON READER SERVICE CARD
OR GO TO WWW.LEADNET.COM/PUBS/MHAR.HTML



Petersen Aluminum Corporation is a national distributor for the Tegola Canadese lines of copper and zinc-titanium clad roofing tiles. Headquartered in Treviso, Italy, Tegola Canadese is the leading manufacturer of bituminous shingles in Europe.

PAC-CLAD
Petersen Aluminum

1005 Tonne Road • Elk Grove Village, IL 60007
1-800-PAC-CLAD or 1-847-228-7150
Fax: 1-800-722-7150 or 1-847-956-7968

Other Plant Locations:
Annapolis Junction, MD: 1-800-344-1400
Tyler, TX: 1-800-441-8661
Kennesaw, GA: 1-800-272-4482


<http://www.pac-clad.com>



GASKINS S E R I E S

That this series bears the name of its creator is a fitting tribute to one of lighting's recognized visionaries. Indeed, Bob Gaskins has devoted his career to design, and his mission is singular, uncompromising and clear. Now, a signature collection to crown a legacy. The Gaskins Series. Luminaires conceived as equal parts art, architecture and illumination.

At 8', 10' and 12' they will define entries to landmark buildings. Line pedestrian thoroughfares. And everywhere, make a certain statement as original, creative and lasting as their creator's.



GARDCO
LIGHTING

www.sitelighting.com

CIRCLE 35 ON READER SERVICE CARD
OR GO TO WWW.LEADNET.COM/PUBS/MHAR.HTML






Vulcraft 176-foot longspan double-pitched steel joists with arched bottom chords and 3" acoustical deck span the Carleton College Recreation Center.



The Carleton College Recreation Center in Northfield, Minnesota is a sports lover's place. The large column-free fieldhouse includes a six-lane running track; enclosing four courts for basketball, volleyball or tennis. Batting cages, long jump and pole vault pits, and a putting green round out the athletic offering.

Flexibility was a key component of this project. To accommodate the indoor track, the fieldhouse had to be uninhibited by support columns, braced frames and shear walls, or other obstructions. Aesthetics and economy were also major considerations.

Special Vulcraft Joists For A Very Special Place.



*The double-pitched joists
with arched bottom chords
provide a light, airy, uplifting design
with a pleasing interior
and exterior configuration.*

Using Vulcraft 176-foot longspan double-pitched steel joists with arched bottom chords, all of these requirements were well met, along with the need to pass 57" mechanical ducts through the open webs, and to erect steel joists during a Minnesota winter.

As the largest and most experienced steel joist producer in the country, Vulcraft plays an important role in many innovative projects. Next time you design a special place, let's talk about our special joists.

NUCOR
VULCRAFT GROUP

www.vulcraft.com

Brigham City, UT 435/734-9433 • Florence, SC 843/662-0381
Fort Payne, AL 256/845-2460 • Grapeland, TX 936/687-4665 • Norfolk, NE 402/644-8500
St. Joe, IN 260/337-1800 • Chemung, NY 607/529-9000 (Vulcraft of NY, Inc.)

Architect: Hastings & Chivetta Associates • Structural Engineer: Hammel, Green and Abrahamson
General Contractor: CPMI • Steel Fabricator and Erector: Listul Industries

**CIRCLE 36 ON READER SERVICE CARD
OR GO TO WWW.LEADNET.COM/PUBS/MHAR.HTML**

Roof Products, Inc. for Unique Roof Accessories.



EQUIPMENT ACCESS CURB


Allows full access through the roof for easy removal or change-out of interior equipment. Ideal for water treatment plants, supermarkets and other facilities where cumbersome equipment is housed. After roofed in, the special structural curb is installed with reinforced, removable covers with attached lifting lugs.



INTERIOR SKYLIGHT SAFETY SCREEN



OSHA approved! Interior Safety Screen mounting, instead of exterior mounting, eliminates additional jobsite labor because the screen is built into the RPI structural curb. Saves cost, provides clean exterior look, and offers maximum security against entry. Curb can be manufactured to any bar joist spacing, which eliminates reinforcing. RPI can also supply the skylights, or, just the screens to be mounted inside existing curbs.



... and, of course, your source for

**Structural Curbs
for proper support**



ROOF PRODUCTS, INC.

Chattanooga, TN • Phoenix, AZ

CALL TOLL FREE 1-800-262-6669

www.rpicurbs.com e-mail: rpicurbs@comcast.net

CIRCLE 37 ON READER SERVICE CARD
OR GO TO WWW.LEADNET.COM/PUBS/MHAR.HTML

SAMSUNG

mom will approve

BY SPECIFYING STARON,[®] THE SOLID SURFACE MATERIAL BY SAMSUNG, YOU CAN LEAVE MORE IN THE BUDGET FOR OTHER KEY UPGRADES. Available in more than 50 colors and patterns, plus nine sinks and bowls, Staron offers exactly what you need to complement your design. Plus, clients will approve of Staron's easy maintenance and hygienic properties. To dig in and learn more, visit www.getstaron.com/design3 or call **1.800.795.7177 ext. 350.**

COUNTERTOP | SANDED SAHARA SINK | BRIGHT WHITE

© 2004 Cheil Industries Inc. Staron has been certified by NSF International under its NSF51 rating for food zones.

**CIRCLE 38 ON READER SERVICE CARD
OR GO TO WWW.LEADNET.COM/PUBS/MHAR.HTML**

staron[®]

Air and moisture will keep testing your exterior wall systems. Get the best grade with Sto Guard.[®]

Exterior Wall Performance
Name: *Sheet Wraps / House wraps*

Moisture Barrier	<i>B</i>
Air Barrier	<i>C</i>
Vapor Permeable	<i>B+</i>
Ease of Proper Application	<i>C</i>
Cost	<i>A</i>

Exterior Wall Performance
Name: *Rubber Membrane*

Moisture Barrier	<i>A</i>
Air Barrier	<i>A</i>
Vapor Permeable	<i>F</i>
Ease of Proper Application	<i>D</i>
Cost	<i>F</i>

Exterior Wall Performance
Name: *Sto Guard*

Moisture Barrier	<i>A</i>
Air Barrier	<i>A</i>
Vapor Permeable	<i>B</i>
Ease of Proper Application	<i>A</i>
Cost	<i>B</i>

Where sheet wraps leak, Sto Guard[®] is seamless.

Rubber membranes choke off vapor flow, Sto Guard[®] breathes.

Design professionals in the know, specify Sto.

Sto Guard[®]:



- Reduces the risk of condensation and mold caused by air leakage
- Provides a seamless and "structural" air barrier when applied over sheathing
- Increases thermal efficiency of the wall system and lowers energy costs
- Provides breathability for vapor diffusion and condensation control
- Can be "value engineered" into bids – Sto Guard[®] is easy to estimate
- Installs easily by paint, waterproofing or drywall contractors without special training

Contact your local distributor for more information. For field-testing results and competitive performance studies, please visit us at www.stocorp.com/stoguarddp1 or call us toll-free at 888-552-4111



Dates & Events

New and Upcoming Exhibitions

Bob the Roman: Heroic Antiquity & The Architecture of Robert Adam New York City

October 1–December 4, 2004

An exhibition originated by the Sir John Sloane's Museum in London, it includes 70 drawings and focuses on the three years Robert Adam spent in Rome when he engaged both Charles-Louis Clersseau and Giovanni Battista Piranesi to teach him to draw. In the Gallery at the New York School of Interior Design. Call 212/472-1500 or visit www.nysid.edu.

Second Annual Architecture Month Fort Worth

October 2004

AIA Fort Worth will be educating, exploring, and celebrating architecture as art, not only with fellow architects, but with the broader community as well. Events will include exhibitions by local firms, competitions, lectures, and an architecture bicycle tour. Visit www.aiafortworth.org for further information.

Tactile Architecture 2004 Houston

November 4–7, 2004

As a special feature at the 30th annual International Quilt Festival, this annual juried exhibition challenges today's quilt makers to continue creating original works based on architectural themes and inspirations. At the George R. Brown Convention Center. Call 713/781-6864 or visit www.quilts.com.

Nine Museums by Yoshio Taniguchi New York City

November 20, 2004–

January 31, 2005

This opening exhibition will present the new Museum of Modern Art in the context of the other extraordinary art museums that Taniguchi has designed over the past 25 years and will address four integral themes in the architect's work: materials, proportion, natural light, and movement. At the Museum of Modern Art in Manhattan. For information, call 212/708-9400 or visit www.moma.org.

Huyghe + Corbusier: Harvard Project Cambridge, Mass.

November 18, 2004–April 17, 2005

Pierre Huyghe celebrates the Carpenter Center in conjunction with the 40th anniversary of Le Corbusier's only North American building. The multimedia project will explore Le Corbusier's vision for the Carpenter Center, including multiple components that respond to the design history and its relationship to Harvard. At the Carpenter Center. Call 617/495-9400 or visit www.artmuseums.harvard.edu.

Van Gogh to Mondrian: Modern Art from the Kroeller-Mueller Museum Atlanta

Opening October 19, 2004

An exhibition including architectural designs and models of the Kroeller-Mueller Museum produced by Hendrick Petrus Berlage, Henry van de Velde, and Ludwig Mies van der Rohe, as well as furniture commissioned by the Kroeller-Muellers from Berlage. At the High Museum of Art. Call 404/733-4400 or visit www.high.org.

Modern House Day Tour & Symposium New Canaan, Conn.

October 23, 2004

A tour of internationally known Modern houses and a symposium featuring prominent editors, critics, and architects. Call 203/966-1776 for more information.

Washington: Symbol and City Washington, D.C.

Opening October 9, 2004

The exhibition will examine the nation's capital from its earliest city plans and sometimes haphazard development to the origins of its distinctive monuments and the emergence of vibrant neighborhoods beyond the National Mall. Featuring large-scale touchable models of five of the capital city's architectural icons—the White House, the Capitol, the Washington Monument, and the Lincoln and Jefferson Memorials—the exhibition will also display maps, drawings, artifacts, videos, and photographs. At the National Building Museum. Call 202/272-2448 or visit www.nbm.org.

Ongoing Exhibitions

Building Revolution: Architecture in Cuba, 1959–1969 New York City

Through October 30, 2004

This exhibition features 200 archival images documenting over 70 architectural projects built by the Cuban government, reflecting specific social initiatives adopted immediately following the revolution. At Storefront for Architecture. Call 212/431-5795 or visit www.storefrontnews.org.

Mid-Century Modern Revisited: Design 1943–1953 Houston

Through November 28, 2004

This exhibition offers viewers a unique and wide-ranging introduction to one of the most creative and influential decades in the history of contemporary design. At

Brazos Projects. For further information, visit www.brazosprojects.org.

Corvettes to Cuisinarts: Six Decades of Diversity in Industrial Design Brooklyn

Through October 15, 2004

A celebration of the work of creative visionaries and designers who over the past 60 years studied and honed their craft at Pratt Institute. In the Rubelle and Norman Schaffer Gallery. For information, visit www.pratt.edu/exhibition.

Sergio Rodrigues: Sultan in the Studio New York City

Through November 17, 2004

Rodrigues is revered in his native Brazil as the country's first truly Modern designer and author of an authentically "Brazilian" style of furniture and objects. The first major American retrospective of his work will be on view at R 20th Century. Call 212/343-7979 or visit www.r20thcentury.com.

Civic Spirit: Changing the Course of Federal Design New York City

Through November 10, 2004

An exhibition showcasing 19 projects, both completed and in progress, that have been commenced over the past decade under the Design Excellence Program of the United States General Services Administration. At the Center for Architecture. Visit www.aiany.org/civicspirit.

Symphony in Steel: Ironworkers and the Walt Disney Concert Hall Washington, D.C.

Through November 28, 2004

An extensive series of photographs that simultaneously convey the danger of the ironworkers' jobs

Dates & Events

while revealing the nascent sculptural form of Gehry's newest masterwork. At the National Building Museum. Call 202/272-2448 or visit www.nbm.org.

Lebbeus Woods: Experimental Architecture Pittsburgh

Through January 16, 2005

One of the most innovative experimental architects working today, Lebbeus Woods combines an extraordinary mastery of drawing with a penetrating analysis of architectural and urban form, and social and political conditions, that is nourished by his wide knowledge of fields ranging from philosophy to cybernetics. At the Heinz Architectural Center. Call 412/622-3131 or visit www.cmoa.org.

Lectures, Conferences and Symposia

41st IMCL Conference Call for Papers Carmel, Calif.

February 17-21, 2005

*Deadline for submission of proposals:
October 15, 2004*

Those interested in presenting a paper or exhibiting work relevant to the International Making Cities Livable Conference (IMCL), "True Urbanism and the Healthy City," should send a 200-250 word abstract to the program committee chair. For more information, visit www.livablecities.org.

Dialogues with Design Legends: Jens Risom and Jeffrey Bennett New York City

October 12, 2004

Carl Magnusson, executive vice president of design for Knoll, will moderate a dialogue between Danish-born Jens Risom, who has developed furniture product lines for Knoll and Jensen as well as his own Jens Risom Design, and Jeffrey Bennett, whose multifaceted design firm, studio B, specializes in interior architecture, transportation architecture, furniture, fashion accessories, household products, design communication, and strategic planning. At MAKOR, the 92nd Street Y West Side location. Call 212/415-5500 or visit www.92Y.org.

Dialogues with Design Legends: Hamilton Smith and LOT-EK New York City

October 26, 2004

Rosalie Genevro, moderator, is the director of the Architecture League. Hamilton Smith is responsible for many of the public buildings designed by Marcel Breuer's firm, including the Whitney Museum of American Art. LOT-EK, founded by Ada Tolla and Giuseppe Lignano, focuses on residential and commercial projects. At MAKOR, the 92nd Street Y West Side location. Call 212/415-5500 or visit www.92Y.org.

Dialogues with Design Legends— Textiles: In Search of the Red Thread New York City

November 9, 2004

With Sheila Hicks, textile designer; Hiroko Takeda, specializing in hand-woven designs; and moderated by Cara McCarty, curator of Decorative Arts and Design at the Saint Louis Art Museum. This series pairs major and emerging figures in the design field. At MAKOR, the 92nd Street Y West Side location. Call 212/415-5500 or visit www.92Y.org.

Construction Watch Tour: Elevation 314 Washington, D.C.

October 9, 2004

Architect/owner Russell Katz will lead a tour of this environmentally friendly apartment and retail building in northwest Washington. The sustainable design features of the building include a green roof and geothermal heating and cooling. At the National Building Museum. Call 202/272-2448 or visit www.nbm.org.

Hariri & Hariri – Architecture Washington, D.C.

October 12, 2004

The New York-based firm explores today's dynamic, speed-oriented, globally connected, contemporary culture. Toward this goal, the firm has developed a revolutionary material called "The Digital-Block" to be used in the construction of transparent walls capable of transmitting and receiving information. Principal Gisue Hariri will discuss the firm's innovative work, which includes Sagaponac House-#43, and a proposal for the Museum of the 21st Century. At the National Building Museum. Call 202/272-2448 or visit www.nbm.org.

Toward the Sustainable City: Developing Green Urbanism Washington, D.C.

October 14, 2004

Timothy Beatley of the University of Virginia studies ways to create more sustainable urban environ-

Make your chimney a focal point



Whether you aspire to recreate the feel of the Victorian era or want to finish your chimney with the clean simple lines of a classic chimney pot, Superior Clay can help. With more than 45 standard styles to choose from, we can also create custom designs to ensure you achieve the look you desire. Learn more online at www.claychimneypots.com or call 800-848-6166 to request a catalog.

740.922.4122 • 800.848.6166
P.O. BOX 352 • Uhrichsville, Ohio 44683

**Superior
Clay** Corporation

www.claychimneypots.com

CIRCLE40 ON READER SERVICE CARD
OR GO TO WWW.LEADNET.COM/PUBS/MHAR.HTML

SLOAN VALVE COMPANY ANNOUNCES ITS NEW WATER CONSERVATION DIVISION



SLOAN

Developing the Next Generation of Conservation Products

Since 1906, Sloan Valve Company has engineered products to help the World conserve water without sacrificing performance. From the original Royal® Flushometer to its new, innovative, LEED™ applicable products, Sloan continues its leadership in water conservation.

Sloan's Water Conservation Division — established to identify and develop the most advanced plumbing conservation systems — adds another chapter to Sloan's history with a new collection of "green products."

Waterfree Urinals

- No water use for maximum conservation
- Sanitary ceramic fixtures vs. plastic fixtures
- Biodegradable cartridges allow up to 7,000 uses before changing

Solar-Powered Faucet

- Integrated "power plant" transforms the available light into electrical energy without complicated micro motors
- 0.5-gallons per minute (gpm) faucet aerators provide for the highest levels of conservation
- Advanced sensors regulate water flow and preserve our precious resource... **automatically**

FLUSHMATE® Pressure-Assist Units

- Only 1.0 gallons per flush (gpf), saving 33% more water vs. gravity units
- Powerful evacuation eliminates double flushing

Crown® & Crown® II Flushometers

- 0.5-gpf urinal Flushometers reduce water use for urinals by more than 50%
- High recycled content

XLerator® Hand Dryers

- New sensor-operated hand dryers use 80% less energy than traditional hand dryers
- Provide 90% savings vs. paper towel costs
- Dry hands in 10 to 15 seconds

Call today for the latest information on Sloan's Water Conservation Division and LEED applicable products, including the solar-powered, low-flow faucet. Let Sloan Valve be your conservation partner! Call **800-9-VALVE-9 (800-982-5839) ext. 5637** or visit www.sloanvalve.com.



In China:

Sloan Valve Water Technologies (Suzhou) Co. Ltd.
Suzhou New District, China
www.sloan.com.cn

**CIRCLE 41 ON READER SERVICE CARD
OR GO TO WWW.LEADNET.COM/PUBS/MHAR.HTML**



EMBRACE THE PAST.

Dates & Events

ments. He will highlight creative strategies by which both American and European cities and towns have fundamentally reduced their ecological "footprints" while becoming more livable and equitable places. At the National Building Museum. Call 202/272-2448 or visit www.nbm.org.

Jones & Jones Washington, D.C.

October 14, 2004

The design firm Jones & Jones Architects and Landscape Architects received the 2003 Firm Award from the American Society of Landscape Architects. Founding principals Grant Jones, FASLA, and Ilze Jones, AIA, FASLA, will discuss the Seattle-based firm's culturally and ecologically integrated work, including the Cedar River Watershed Education Center in Cedar Falls, Washington, and the Smithsonian's National Museum of the American Indian. At the National Building Museum. Call 202/272-2448 or visit www.nbm.org.

Is Washington Ripe for Smart Growth? Washington, D.C.

October 25, 2004

Bruce Katz, founding director of the Center on Urban Metropolitan Policy at the Brookings Institute, will discuss the Washington metropolitan area and the unique challenges it poses to incorporate Smart Growth principles effectively. He will be joined by Christopher G. Miller, president of the Piedmont Environmental Council, who will discuss how these challenges relate to other metropolitan areas in the United States. At the National Building Museum. Call 202/272-2448 or visit www.nbm.org.

Reflections on Cultural Diplomacy at Home and Abroad Washington, D.C.

October 26, 2004

Author and photographer Elizabeth Gill Lui documented America's embassies around the world in her book *Building Diplomacy: The Architecture of American Embassies*. She will share her convictions about the role that cultural diplomacy can play in the shaping of America's image in the world. At the National Building Museum. Call 202/272-2448 or visit www.nbm.org.

Berlin: Architektur, Politik und Kultur Houston

October 6, 13, 20, and 27, 2004

This series of lectures will examine Berlin's archi-

tectural evolution. It will identify important episodes in Berlin's consequential and troubled history to show how architecture and urbanism have altered the city in response to major historical movements, and how the resulting buildings and their architects changed the course of architectural history. At Brown Auditorium, The Museum of Fine Arts. Call 713/348-4876 or visit www.rda.rice.edu.

Ron Witte
San Francisco

October 18, 2004

Ron Witte is associate professor of architecture at the Harvard Graduate School of Design. He will speak in Timken Lecture Hall, California College of the Arts. Call 415/703-9562.

Reinhold Martin
San Francisco

October 25, 2004

Reinhold Martin, assistant professor of architecture at Columbia University, will lecture in Timken Lecture Hall, California College of the Arts. Call 415/703-9562.

Dialogues on Design
New York City

October 6, 13, 20, and 27, 2004

A series with distinguished design journalist, Louis Oliver Gropp, in which he interviews leading interior designers and architects on their views on design and the design process. Jeffrey Bilhuber, Rose Tarlow, and Cathy Whitlock, as well as architect Hugh Hardy, FAIA, founding partner of Hardy Holzman Pfeiffer Associates, are all scheduled at the New York School of Interior Design. Call 212/472-1500 or visit www.nysid.edu.

National Bridge Conference
Atlanta

October 17-20, 2004

A conference running concurrently with the Precast/Prestressed Concrete Institute's (PCI) Annual Convention/Exhibition, "Bridges for Life" will recognize industry leaders and innovators of the past 50 years, while focusing on the future, the industry's next 50 years. At the Hyatt Regency. Call 312/786-0300 or visit www.pci.org.

Of Its Time: Changing Attitudes in Historic Preservation

New York City

October 16, 2004

The one-day conference will address issues challenging historic preservation, architectural practice, and urban planning through exploration of design theory. Hosted by the Institute of Classical Architecture & Classical America. Call 212/924-9686 or visit www.classicist.org.

Architecture Week: Celebrating Design Collaboration
New York City

October 2-10, 2004

Events include a conference bringing together architects from around the world to speak about the challenges and opportunities of international collaboration, the AIA New York Chapter Design Awards Program Exhibition, a Design-In Marathon, Play By Design for K-12 students, and the Heritage Ball. For more details, visit www.aia.org/international and www.aiany.org/architectureweek/design.html.

The Interdisciplinary Health-Care Enterprise: Weaving Design Through the Fabric of Research, Education, and Patient Care
Washington, D.C.

October 27-30, 2004

The Academy of Architecture for Health (AAH) annual fall conference will focus on the intersection of architecture with clinical care, medical education, and scientific research. At the Omni Shoreham Hotel. For more information, visit www.aia.org/ev_aah_fall04-conf.

METALCON International
Las Vegas

October 20-22, 2004

The annual conference and exhibition includes new product exhibits, a comprehensive educational program, and live-action demonstrations of the latest field techniques, as well as a session with an overview of the U.S. Green Building Council's LEED (Leadership in Energy and Environmental Design) Green Building Rating System. At the Las Vegas Convention Center. Call 800/537-7765 or visit www.metalcon.com.

The International Concrete Repair Institute 2004 Fall Convention
San Francisco

October 20-22, 2004

The theme of the convention is Structural Enhancements, and it will consist of technical presentations, committee meetings, tabletop exhibits, networking opportunities, and special

Experience the timeless craftsmanship of an earlier age with a modern twist. Rejuvenation offers a wide variety of early to mid-twentieth century light fixtures, many of which are now Compact Fluorescent compatible. By utilizing state-of-the-art electronic ballast technology our selection of compact fluorescent lamps provide increased energy efficiency with no design compromises. Now you'll be able to meet environmental building standards without sacrificing period authenticity.

To see over 500 early to mid-twentieth century light fixtures and house parts or to learn more about our line of Compact Fluorescent fixtures, call 888-401-1900 or visit rejuvenation.com. We'll be happy to send you a free catalogue or specifier's binder.



**WHILE FLIRTING
WITH THE FUTURE.**

REJUVENATION®


Manufacturer of period-authentic lighting

CIRCLE 42 ON READER SERVICE CARD
OR GO TO WWW.LEADNET.COM/PUBS/MHAR.HTML

NATIONAL BUILDING MUSEUM AT NBM

Lectures

October 6
Diamond + Schmitt Architects
Jack Diamond, FRAIC, FAIA, principal of Diamond + Schmitt Architects



HARRI & HARRI, COURTESY NATIONAL BUILDING MUSEUM

October 12
Hariri & Hariri – Architecture
Gisue Hariri, principal of Hariri & Hariri – Architecture

October 14
Jones & Jones
Grants Jones, FASLA, and Ilze Jones, AIA, FASLA, founding principals of Jones & Jones Architects and Landscape Architects

October 18
Patkau Architects
John Patkau, FRAIC, partner in Patkau Architects

Exhibitions

Symphony in Steel:
Ironworkers and the Walt Disney Concert Hall
through
November 28, 2004



LIQUID STONE. COURTESY OF LITRACON. © GMBH

Liquid Stone:
New Architecture in Concrete
through January 23, 2005

National building museum

401 F Street NW
Washington, DC 20001
202.272.2448

www.NBM.org



For more information and to register for programs, call or visit our website. Discounts for members and students.

Dates & Events

events. At the Hilton San Francisco. Visit www.icri.org for more information.

The SMACNA 61st Annual Convention Maui, Hawaii

October 24–28, 2004

The Sheet Metal and Air Conditioning Contractors' National Association is holding a wide variety of educational and self-development sessions presented by industry experts to provide solutions tailor-made to meet the technical and business management needs of sheet-metal and air-conditioning contractors. At the Grand Wailea Resort. Call 703/803-2998 or visit www.smacna.org.

The NFPA Fall Education Conference Miami Beach

November 14–17, 2004

The National Fire Protection Association conference will provide professional development opportunities for fire and life safety specialists. At the Fontainebleau Hilton. For further information, visit www.nfpa.org/meetings.

Solar Power 2004 Conference and Trade Show San Francisco

October 18–21, 2004

Solar Power 2004 will bring together top executives, utility representatives, policymakers, builders, contractors, engineers, and solar enthusiasts. At the Hyatt Regency San Francisco. Visit www.solarpower2004.com.

Architecture Exchange East Richmond

November 10–12, 2004

The region's largest building and design conference, featuring more than 60 educational sessions for architects, planners, engineers, interior designers, contractors, and landscape architects. Paul Goldberger, Pulitzer Prize-winning architecture critic and *New Yorker* staff writer, will present the keynote address. At the Greater Richmond Convention Center. Call 804/644-3041 or visit www.aiava.org.

Signature Urban Objects— Designing the Civic Identity Philadelphia

October 15–16, 2004

A conference on how the objects in the street have a vastly underutilized power to create place identity. Every trash bin, kiosk, and lamppost is

an opportunity to “brand” a locality. At the University of the Arts. Call 215/717-6120 or visit www.signatureurbanobjects.org.

Taliesin West: Building in Harmony With Nature Scottsdale, Ariz.

October 21–23, 2004

The Scottsdale site will host tours, presentations, and dinners honoring Frank Lloyd Wright's sensitivity to fragile lands. The conference will explore several of the design concepts that dominated Wright's 70-year career. For further information, call 480/627-5373 or visit www.franklloydwright.org.

CSI's 6th Annual Product Representative Academy Denver

October 27–29, 2004

The Construction Specifications Institute's 6th annual conference will be held in the Denver City Center Marriott. Call 800/689-2900 or visit www.csinet.org/prainfo.

Build Boston's 1st Annual Spring Residential Design Convention and Tradeshow Boston

April 6–7, 2005

This residential offspring of Build Boston will include two days of intense professional development opportunities and workshops for design and construction professionals, along with an exhibition hall filled with the latest building products and materials. At the Seaport World Trade Center. Call 800/544-1898 or visit www.architects.org.

The International Facility Management Association's (IFMA) World Workplace 2004

Salt Lake City

October 17–19, 2004


An Expo featuring products and services in the following areas: building products, carpeting, energy management, FM outsourcing, FM software and automation, furniture, maintenance and services, office environments, security, sustainability, and more. For further information, visit www.worldworkplace.org.

Competitions

2005 Rudy Bruner Award

Deadline: December 13, 2004

**It's not easy to improve the world.
Here is one of the best at it.**



2004 BE Award Winner

***Best BIM in Architecture
NBBJ, Moscow Medical Center***

Who would have thought the look of a building could also transform the way a country sees itself? In the case of the Moscow Medical Center in Russia, it represents a new outlook on health care services in that country. The winning design team expanded the boundaries of project development through object-based design with MicroStation V8 and Bentley's BIM solutions. You see, when a building doesn't look institutional, suddenly its health care system doesn't seem that way either.

**Learn more about how NBBJ succeeded with BIM,
visit www.bentley.com/bim**



The BE Awards honor the extraordinary work of Bentley software users and their role in improving the world. Visit www.be.org/awards

© 2004 Bentley Systems, Incorporated. Bentley, InRoads, MicroStation, and ProjectWise are registered trademarks and BE is a service mark of Bentley Systems, Incorporated. All other trademarks and/or registered trademarks are property of their respective owners.



CIRCLE 43 ON READER SERVICE CARD OR GO TO WWW.LEADNET.COM/PUBS/MHAR.HTML

McGraw Hill
CONSTRUCTION Architectural Record

Towers of Power

Tall Buildings
Inside and Out

An Architectural Record EXTRA!

From the ground up, innovation in tall building design and construction is driving new development around the world.

"Towers of Power" will explore technologies and techniques that are defining the state of the art in tall building design, including:

- Concrete and steel
- Facade engineering
- Glass and glazing
- Systems

Coming in November
Closes October 5

For information or to reserve space, contact your *Architectural Record* account manager or Laura Viscusi, VP/Associate Publisher at 212-904-2518 / Fax 212-904-2791
E-mail ARadvertising@mcgraw-hill.com

McGraw Hill
CONSTRUCTION
Find us online at www.construction.com
connecting people_projects_products

Dodge
Sweets
Architectural Record
ENR
Regional Publications

The McGraw-Hill Companies

Dates & Events

The Rudy Bruner Award is given to urban places that demonstrate the successful integration of effective process, meaningful values, and good design. RBA winners are distinguished by their social, economic, and contextual contributions to the urban environment, and often provide innovative solutions to our cities' most challenging problems. Call 617/715-3184 or visit www.brunerfoundation.org.

Flight 93 National Memorial Design Competition

Deadline: January 2005

The response to the violent acts in the skies over Southwestern Pennsylvania on September 11, 2001, will be a National Memorial to the people who died in what has become known as the first civilian act of defense in the war on terrorism. The design competition welcomes all submissions of ideas that will commemorate the 40 heroes of Flight 93. For more information, visit www.flight93memorialproject.org.

McCormick Tribune Foundation Icon/Centerpiece Competition

December 17, 2004

Architects, designers, and artists are invited to participate in a juried competition to create a defining work of art to serve as the centerpiece of a new museum dedicated to First Amendment rights and corresponding responsibilities. For more information, visit www.mccormickmuseum.org.

INawards

Deadline: October 12, 2004

As an opportunity to introduce innovative new designs from the Pacific Northwest to an international audience of peers and trade professionals, the International Interior Design Association (IIDA) Northern Pacific Chapter welcomes architects, interior designers, and industrial designers to submit entries of interior spaces and interior products completed after January 2002. Call 206/762-6471 or visit www.iida-northernpacific.org.

20th Anniversary Architecture in Perspective Competition

Deadline: December 3, 2004

The American Society of Architectural Illustrators' international competition honors the finest works of architectural illustration, both hand and digital. Call 614/552-3729 or visit www.asai.org for submission guidelines.

Construction: 12th Annual NYC Design/Build Competition

Deadline: October 15, 2004

Teams of New York City architects, engineers, contractors, designers, and students of schools of architecture, engineering, and design are welcome to design and build structures made entirely of canned foods to benefit the Food Bank for New York City. Call 212/792-4666 or visit www.canstruction.org.

Knokke Casino Architectural Competition

Deadline: November 15, 2004

The competition is an open invitation to architects from around the world to engage in the creative design of unique architecture for a new casino. For more information, visit www.knokke-heist.be.

Rome Prize 2005

Deadline: November 1, 2004

The American Academy in Rome fellowships are awarded in several fields, including architecture, design, historic preservation and conservation, as well as landscape architecture. For further information, call 212/751-7200x47 or visit www.aarome.org.

2005 Barrier-Free America Award

Deadline: November 5, 2004

With this national award, the Paralyzed Veterans of America (PVA) honors an individual for his or her sensitivity to the importance of accessible design, as well as the difference they have made through a particular project in achieving a barrier-free environment. Submissions welcome from individuals working in architecture, landscape architecture, construction, engineering, facilities management, building development, and public education. Call 202/416-7644 or visit www.accessible-design.org.

Ceramic Tiles of Italy Design Competition

Deadline: January 30, 2005

North American architects and interior designers are invited to submit residential, commercial, or institutional projects featuring Italian ceramic tile, completed between January 2000 and January 2005. Visit www.italiatiles.com or www.italytile.com for details.

E-mail events and competitions information two months ahead of event or submission deadline to elisabeth_broome@mcgraw-hill.com.



Code compliance
without compromise.



DONN[®] Brand Seismic Shadow Molding

Now you can meet code in seismic zones without sacrificing ceiling aesthetics. USG's new 2-inch Seismic Shadow Molding creates a recessed effect to impart a smooth, clean look, and it complies with all state and local seismic building codes. For more inspiration, visit www.usg.com or call 1-877-USG-4200.

©2004, USG Corporation



47.6602 years of providing solutions
to meet the exacting standards
of our customers.



As architects and engineers, you view the world with characteristic accuracy and precision. You should expect the same from your insurer. At CNA/Schinnerer, we understand the business of architects and engineers. We know you rely on us for the solutions that will both protect you and help you grow, so you can focus on what you do best – namely, architecture and engineering. That's why we've been the premier insurer for the industry since 1956 (June 4, 1956, to be exact).



CNA

To learn more, talk to
your broker, call 301-951-9746 or
visit www.PlanetAEC.com

This advertisement is for illustrative purposes and is not a contract. It is intended to provide a general overview of the services and products offered. Only your policy can provide the actual terms, coverages, amounts, conditions and exclusions. All coverages not available in all states. CNA is a service mark and trade name registered with the U.S. Patent and Trademark Office. This program is underwritten by Continental Casualty Company, a CNA company, and is managed by Victor O. Schinnerer & Company. Years of expertise calculated using dates from 6/4/56 to 1/31/04.



For and about the new generation of architects

archrecord 2

FOR THE EMERGING ARCHITECT

DEPARTMENTS

A young firm in Montreal, NOMADE, is winning one large project after another. The partners have a multidisciplinary approach to designing architecture and are making a name for themselves through an intentional lack of formula or signature style. Find out more in Design and on our Web site. In Work, we examine the program New York Designs, which helps young designers gain a foothold in the business.

DESIGN

Integrating ideas in urban design

Although the three founding partners of Montreal-based NOMADE Architecture each received their degrees from the University of Montreal around the same time, it wasn't until working on cooperative projects while employed in different firms that Michel Lauzon, Martin Leblanc, and Jean Pelland (pictured, left to right) had the opportunity to meet. Leblanc explains, "After some discussion, we



realized that we had the same ideas of how architecture should be and where it should go." They saw the glaring

absence of a creative, multidisciplinary approach to the projects they were involved in. The trio also believes that their locale was a catalyst to opening their own firm. "One look at the architecture around Montreal, or lack thereof," states Pelland, "prompted us to create a firm that could differentiate itself from what was going on here." They founded NOMADE in 1999.

Based on their previous experience, each partner brings a specialized skill set to their work beyond basic architectural qualifications—Pelland, a knowledge of construction; Leblanc, expertise in technology; and Luzon, a background in project management and marketing. The anonymous moniker of the firm provides the first clue into NOMADE's driving force. Leblanc says, "Architecture should be a result of collective ideas. It should integrate the perspective of the client, the developers, the stockholders, and others who have a stake in the project." Many of NOMADE's large-scale projects, including Le Quartier des Spectacles—the entertainment district of Montreal—and the headquarters of Quebecor, incorporate the ideas of many outside of the architecture field as well as those within it, so it was decided that the firm's name should characterize a group where individual identity would not take precedence. "For us, it's more important to create an architecture relevant to each project rather than have a signature style," explains Lauzon.

Like many young firms, the three partners found themselves immersed in



Le Quartier des Spectacles, Montreal, Canada

The redesign of the entertainment district involves transforming vacant lots into urban, cultural, and economic elements—doubling the current residential units and creating parks, plazas, and retail spaces.



Quebecor Headquarters, Montreal, Canada

As the project and design architect on this renovation, NOMADE's task was to take the outdated building and create relevant architecture that accords with the media corporation's brand and the urban character of the area.




IMAGES: COURTESY NOMADE

archrecord.construction.com/archrecord2/

Canadian Museum for Human Rights, 2003

In this invited international competition, NOMADE teamed up with

SOM to design a new museum in Winnipeg, Manitoba. The program included exhibition halls, a training center, and a concert hall.



Montreal Cultural and Administrative Complex, 2003

The multiuse design competition required new space for the Montreal Symphony Orchestra,

the Montreal Conservatory of Dramatic Arts, the Conservatory of Music, and head offices for the Quebec government.

architectural competitions (more than 20 in the past five years) while working on smaller projects. They treat competitions as efforts of separate design studios, using them as an opportunity to envision large-scale projects not usually presented to fledgling firms, while also enabling them to collaborate with other architects. In a recent competition to design the Canadian Museum for Human Rights, they teamed up with SOM and were short-listed with higher-profile firms.

Perhaps not as common for other young architectural practices, the team's competition entries have garnered them new commissions, even when their design wasn't ultimately chosen as the winner. Upon seeing the firm's previous competition entries, the City of Montreal picked NOMADE for the enormous task of renovating the city's entertainment district. Recently, the partners were invited to China to partake in the first Architectural Biennial of

Beijing and to speak on the state of architecture in Canada. The firm has also been hired as the lead consultant for a multiuse residential project in China.

These architects admit they haven't built much—but instead of seeing that as a handicap, they use it to their advantage. "Without a doubt, experience is important, but sometimes it can be an obstacle to creativity. We're at a stage now where we're flexible in our approach, and potential clients come to us if they're searching for unique answers," states Lauzon. Judging from their recent commissions, they should be providing answers for years to come.

Randi Greenberg

For more projects and competition entries by NOMADE, go to archrecord.construction.com/archrecord2/

PRECAST CONCRETE AT ITS BEST

Steptreads™



PRECAST CONCRETE
CLOSED RISER STAIRTREADS AND LANDINGS.
ADA COMPLIANT

STEPSTONE, INC.

NATIONWIDE DISTRIBUTION
800 572-9029 VISIT OUR WEBSITE WWW.STEPSTONEINC.COM

CIRCLE 45 ON READER SERVICE CARD
OR GO TO WWW.LEADNET.COM/PUBS/MHAR.HTML

**Go With The Best Choice in
Anti-Slip Applications . . .**



Slip Tech

ADA requires a COF of at least 0.6 *wet*. Slip Tech, since 1986, has exceeded these guidelines on ceramic tile and stone floors. Send us your sample and we'll test treat your material for free.

www.sliptech.com

Telephone: 1 (800) NO SLIPØ (1-800-667-5470) • E-Mail: brian@sliptech.com



CIRCLE 46 ON READER SERVICE CARD
OR GO TO WWW.LEADNET.COM/PUBS/MHAR.HTML

WORK

Space and cultivation for designers

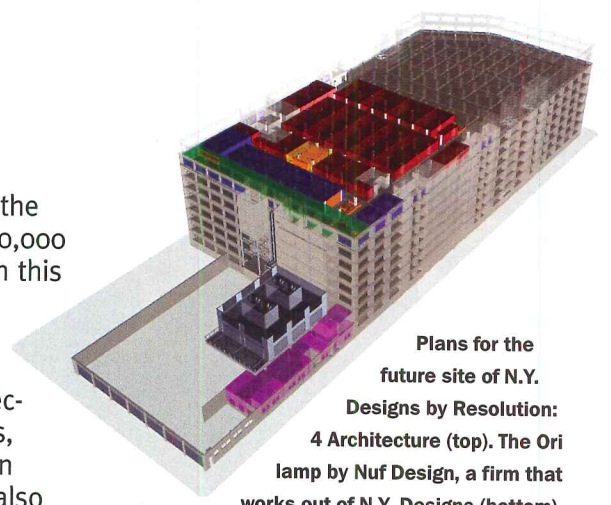
Designers fresh out of school may have the drive to create, but chances are they lack business or marketing know-how. This lack of training has made it all but impossible for start-up design firms to begin their practice with a boom. However, with major contributions from New York State, HUD, and the Economic Development Administration totaling more than \$6 million dollars for a new program called New York Designs, such firms now have a greater chance for early success in an incredibly competitive market.

New York Designs is an "incubator" located on the Long Island City campus of City University of New York's LaGuardia Community College. Currently, the test program is housed in a 4,000-square-foot unused loading dock of the International Design Center of New York warehouse, but it will soon

be moving to the eighth floor of the same building, with more than 40,000 square feet at its disposal. Within this space, several business-growth services tailored for designers will be available.

Natalia Arguello, creative director of New York Designs, explains, "We'll be able to house 20 design firms at reduced rents, but we'll also be helping nontenant designers. The current plans for our new space will include a fully equipped workshop with state-of-the-art prototype machinery, conference rooms, a design library, and a gallery."

New York Designs also addresses the need these burgeoning designers have for all-important business skills. Both business counseling and classes are offered, and the design community is responding. Class attendance, for sub-




Plans for the future site of N.Y. Designs by Resolution: 4 Architecture (top). The Ori lamp by Nuf Design, a firm that works out of N.Y. Designs (bottom).

jects that have varied from model making to marketing, have tripled in just two semesters.

Arguello, who admits to her own lack of business savvy when she completed design school, knows firsthand how helpful this program can be to a designer. "Essentially, we're going to be a one-stop design center where the designer has everything they need under one roof," states Arguello. R.G.

For more information on N.Y. Designs, go to archrecord.construction.com/archrecord2/


IMAGES: COURTESY NEW YORK DESIGNS-RESOLUTION:4 ARCHITECTURE (TOP); NUF DESIGN (BOTTOM)




© Tim Griffith



© David Barbour and Dyer Associates



© Paul Warchol



© Don F. Wong

Established 1873
WESTCROWNS INC.

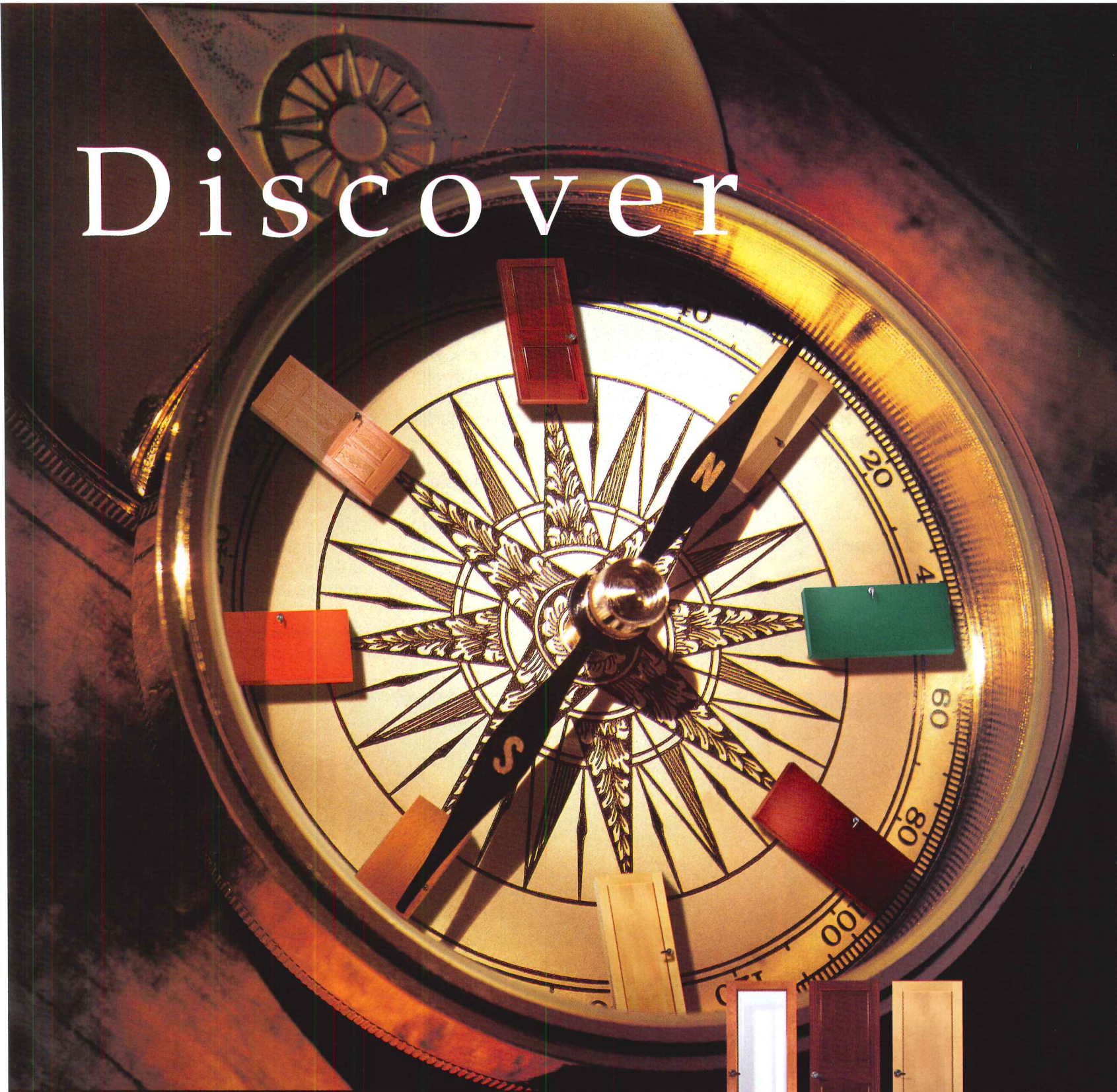
Pilkington Profilit™

t: 910 579 4441 e: admin@westcrowns.com

www.westcrowns.com

CIRCLE 47 ON READER SERVICE CARD
OR GO TO WWW.LEADNET.COM/PUBS/MHAR.HTML

Discover



Pioneer. Explore new directions for your project with legendary wood veneers or exotic laminates. Blaze a trail with our growing product line, including our new stile and rail doors. And navigate your way to beauty by specifying our UV-cured factory finish system. VT Architectural Wood Doors. They're a move in the right direction.

Call our new Architectural Hotline at 1-800-827-1615 ext. 345 or visit www.vtindustries.com/doors.



CIRCLE 48 ON READER SERVICE CARD OR GO TO WWW.LEADNET.COM/PUBS/MHAR.HTML

VT Architectural
Wood Doors
INDUSTRIES

Philadelphia sets a path toward revitalization through a redefined government role

Correspondent's File

By Joseph Kelly II




IMAGES: COURTESY GREATER PHILADELPHIA TOURISM MARKETING CORPORATION (TOP LEFT); CESAR PELLI & ASSOCIATES (TOP RIGHT); NEIGHBORHOOD TRANSFORMATION INITIATIVE (BOTTOM TWO)

In the past four years, the City of Brotherly Love has become a hotbed of urban development and revitalization. In almost all of the nearly 70 neighborhoods in this 135-square-mile city, the sights, sounds, and signs of construction form part of the everyday pedestrian experience. The majority of the city's efforts are focused on transforming its infamously blighted neighborhoods into dynamic residential districts through the city's Neighborhood Transformation Initiative (NTI) and putting forward development projects that are reshaping the city's predominantly 18th- and 19th-century built envi-

Joseph Kelly II writes for RECORD, Architectural Lighting, Architecture, Metropolis, I.D., and ICON. He is currently working on a book on the redevelopment and revitalization of Philadelphia.

ronment into a dynamic setting relevant for sophisticated contemporary urban living. Presently, more than 4,000 new condo units, several cultural buildings, and nearly a dozen downtown towers are in design or under construction. Other major projects, such as Robert A.M. Stern's master plan to transform the city's former Navy Yard, will—once completed—establish Philadelphia as a major global urban center.

How has this happened so quickly? Much stems from a city government that appears—at least on the surface—to have transformed itself from an overbearing, inefficient machine into a transparent promoter of development and a successful arbiter of change. The new approach has spurred major public and private investment in large civic, commercial, and residential projects. Hence, by becoming more transparent and turning to



Philadelphia's skyline (top left); Pelli's Circa Center (top right). A before (left) and after (below) scenario from the Neighborhood Transformation Initiative, which fights blight.

Correspondent's File

community and civic groups for the help it needs in devising civic change (partly because this financially strapped city lacks the funds to realize change), the city's approach is epitomized by the crop of modern buildings now or soon to be lining its streets.

Problems of the past

For as long as anyone can remember, Philadelphia has played a notorious behind-the-scenes pay-to-play political game of governing: Political supporters and bureaucratic friends, whether qualified or not, have often received city contracts in return for campaign contributions and other favors, and city leaders have had unchallenged authority over building projects. Edmund Bacon, head of the Philadelphia City Planning Commission (PCPC) from the 1950s through the 1970s, held sole authority to select architects for Philadelphia's previous urban renewal effort. The face of the city arguably changed from a more structurally diverse and cosmopolitan character into a sterile downtown dominated by bland architecture. Bacon also selected designers who delivered schemes that accorded only with his ideas, focusing on Center City and ignoring the neighborhoods, which at that time were showing initial signs of decay following the first migration of city residents to the suburbs.

Perhaps more crippling to the city has been the astonishingly high

wage tax, which was introduced in 1939 as a temporary solution to combat the effects of the Depression. Philadelphia continues to inflict this tax on residents to generate over half its annual revenue. (According to the Pennsylvania Economy League, the city's percentage of wage-tax dependence, 56, is the highest in the nation; Detroit is second with a 41 percent dependency.) As a result, businesses and residents have long fled to the suburbs, bleeding the urban center of its industrial core, jobs, population, and revenue sources. In the aftermath, entire once-thriving middle-class neighborhoods now stand as heavily blighted inner-city ghettos.

Fostering change

A key to decentralizing Philadelphia's authority has been its network of community-development corporations and quasi-government authorities, which are helping redevelop the city through a more public process. These include the nationally recognized Center City District, which recently completed a community-based effort to relight the Benjamin Franklin Parkway. Other organizations include the University City District (UCD) and Old City District (OCD), which are transforming important underdeveloped or underrealized spaces, such as the Delaware and Schuylkill River



Moshe Safdie's planned addition to the public library (above); and Rafael Viñoly's completed Kimmel Center for the Performing Arts (left).



issues. Residents and the local press are better versed in the economics and the politics of urban renewal than ever before, and they are better able to discuss current revitalization and engage in public forums on design change, held by local organizations like the Design Advocacy Group, a coalition of architects and planners that advocates for design change through lobbying, forums, and regular newspaper columns.

Additionally, after years of pressure from the local business community to make the city more competitive, Mayor John Street is finally addressing ways to lower the wage tax, conveying a new understanding of openness in municipal politics. The current administration has also established incentives to encourage large and small development via a 10-year tax abatement for new residential construction and mortgage-assistance programs for low-income individuals.

waterfronts and the neighborhoods surrounding Center City, into thriving communities. Meanwhile, NTI has used a \$300 million municipal bond to clean and clear large tracts of land, offering these lots to private developers at a minimal cost and spurring revitalization of heavily blighted neighborhoods.

Topping this activity is a heightened level of public discourse involving design and redevelopment

Some of the major architects working in Philadelphia

Tadao Ando: \$50 million Calder Museum is set to open in 2006.

Richard Gluckman: \$70 million expansion of the Philadelphia Museum of Art's administrative office and gallery complex.

Robert A.M. Stern: Master plan for residential and commercial district at the former Navy Yard; \$140 million, 33-story residential high-rise; \$500 million, 70-story downtown Comcast office tower.

Cesar Pelli: 35-story, \$130 million Cira Center office tower.

SHoP: Four new downtown condominium projects.

Rafael Viñoly: \$265 million Kimmel Center For Performing Arts.

Moshe Safdie: \$110 million expansion to and renovation of the Central Branch of the Free Library of Philadelphia.

Pei Cobb Freed & Partners: \$138 million National Constitution Center.

Kieran Timberlake: The Wharton School's Levine Hall, and future project to transform Philadelphia's main USPS complex into university offices.

NBBJ: \$520 million Lincoln Financial Field (football).

HOK: \$350 million Citizen's Bank Park (baseball).

KPF: \$500 million International Terminal at Phila. International Airport.

Michael Graves: \$150 million Philadelphia Eagles NovaCare Complex.

PHYSICALLY FIT

How to Simplify a Complex



Strom Thurmond Wellness and Fitness Center at the University of South Carolina, The Boudreaux Group Architects

"This is the first time in my forty-year career that a project with the complexity of the rotunda dome skylight fit like a velvet glove. This was a very difficult job and The Vistawall Group handled it superbly." Richard Larsen, Sr. Project Manager, EllisDon Construction, Inc.

No sweat. One call to The Vistawall Group and its strong roster of curtain wall, storefront, doors, and a massive translucent skylight turned this rec center into a workout facility that really gets your heart pumping.

The Vistawall Group

800-869-4567 f (972) 551-6264

For specifications and detail information, visit: vistawall.com

**CIRCLE 49 ON READER SERVICE CARD
OR GO TO WWW.LEADNET.COM/PUBS/MHAR.HTML**

The Vistawall Group
a BlueScope Steel Company

VISTAWALL
ARCHITECTURAL PRODUCTS

MODULINE
WINDOW SYSTEMS

NATURALITE
SKYLIGHT SYSTEMS

SKYWALL
TRANSLUCENT SYSTEMS

Curtain Wall

Storefront

Entrance Systems

Operable Windows

Ventilation Systems

Slope Systems

Skylights

Translucent Panels

Correspondent's File

The results

The private-development focus, public input, and government transparency has in only three years inspired a proliferation of recently completed, or planned, housing, commercial, office, and community-development projects—many with price tags in the hundreds of millions. Many carry such designer name tags as Rafael Viñoly, FAIA, Michael Graves, FAIA, Robert A.M. Stern, FAIA, Cesar Pelli, FAIA, the firms of KPF, NBBJ, HOK, SHoP, Grimshaw, The Olin Partnership, Richard Gluckman, FAIA, Moshe Safdie, FAIA, and Tadao Ando, among others.

Funding from Philadelphia's major private foundations, such as The William Penn Foundation and the Pew Charitable Trusts, is aiding redevelopment along such areas as the Benjamin Franklin Parkway (the city's focal cultural corridor), which will

soon contain Gluckman's \$70 million redesign of the Philadelphia Museum of Art's new administrative and gallery complex; Safdie's \$110 million redesign of the Central Branch of the Free Library of Philadelphia; Ando's subterranean design for the new \$50 million Calder Museum; and the proposed move of the famed Barnes Foundation from its home in suburban Philadelphia.

The scope of private residential, commercial, and office projects can take your breath away: Pelli is designing Circa Center, a 35-story, \$130 million office tower near the city's central train station, while Stern's reimagining of the city's old Navy Yard will provide a major mixed-use development and an entire new neighborhood. New York-based SHoP is designing four condominium complexes, including Old City 108, a 12-story luxury condo in the heart of the historic



A massive swath of land is set aside for a new community, part of the Neighborhood Transformation Initiative.

district. Wallace Roberts & Todd is designing a \$280 million, five-tower gated condo complex called Waterfront Square on the North Delaware River waterfront, which includes its own marina. Situated near this complex will stand the new \$700 million, four-tower World Trade Center of Greater Philadelphia.

NTI's success has also been impressive. During the past three

years, it has cleaned up more than 31,000 vacant lots, demolished 4,100 of the most dangerous of Philadelphia's 30,000 abandoned buildings, and removed 185,000 abandoned vehicles and 15,081 dangerous trees. NTI also encouraged the development of 5,128 affordable housing units, 5,000 market-rate housing units, and 2,100 housing units in large devel-

PHOTOGRAPHY: COURTESY NEIGHBORHOOD TRANSFORMATION INITIATIVE

© 2003 Unico, Inc.

FLEXIBLE DESIGN
COMFORTABLE SURROUNDINGS
SUBTLE PRESENTATION

AND WE'RE TALKING ABOUT
THE HVAC SYSTEM FROM UNICO.

As demonstrated in this beautiful Laguna Beach, California home, the Unico System's flexible mini-ducts fit easily into the most complex designs where conventional systems can't. Despite this home's curved walls and vaulted ceilings, the Unico System provides even temperatures throughout each room. And the Unico System is the perfect complement to this home's radiant floor heating. As shown below, outlets are small, subtle and blend into any décor. With the Unico System, you'll enjoy the superior performance of quiet, draft-free heating and cooling all year long. For complete information on the high-performance Unico System, call 1-800-527-0896 or visit us on the web at www.unicosystem.com.

The Unico System®

CIRCLE 50 ON READER SERVICE CARD
OR GO TO WWW.LEADNET.COM/PUBS/MHAR.HTML





WAUSAU WINDOW AND WALL SYSTEMS

ADVANTAGE BY WAUSAU PRE-ENGINEERED WINDOWS

RULES BOUNDARIES CONVENTIONS


SEE THROUGH IT ALL

WAUSAU WINDOW AND WALL SYSTEMS

1 877 673 2983
WAUSAUWINDOW.COM

Right
THE WAY YOU WANT IT

CIRCLE 51 ON READER SERVICE CARD
OR GO TO WWW.LEADNET.COM/PUBS/MHAR.HTML



Correspondent's File

opments, as well as fostering the rehabilitation of 11,673 homes in the city.

Criticisms and responses

But John Gallery, executive director of the Preservation Alliance for Greater Philadelphia, believes unplanned and decentralized development fails to appropriately consider community resources, such as schools and medical and community-support facilities, and fails to articulate a vision for growth throughout the city and in the neighborhoods. He also worries that the NTI program does not adequately prepare for the future. "[The city] lacks vision about what might happen to the so-called transforming neighborhoods after all of this [NTI] demolition occurs," says Gallery, who worked for the PCPC during the 1960s under Bacon and later headed the city's Office of Housing

and Community Development.

In contrast, NTI director Patricia Smith believes that putting together a master plan would be unproductive. Such a plan, she explains, would likely be outdated when complete because of the extraordinary level of development activity throughout the city. PCPC executive director Maxine Griffith sides with Smith, explaining that the most important activity is working with neighborhood groups to give them recommendations for developing their communities.

And though Mayor John Street is now practicing a more open, democratic form of governing, efforts haven't always reflected a community-minded approach. When Indianapolis-based developer Simon Group in 2002 dropped out of its commitment to realize an entertainment complex on the city's underused 13-acre Penn's Landing



Robert A.M. Stern's revitalized vision for the old Philadelphia Navy Yard.

site along the Delaware River, local groups like DAG and the University of Pennsylvania's Penn PRAXIS organized public forums and charrettes to address possible development. Yet Street moved ahead with his own plans to hire a developer. Later, it was revealed that the mayor, among others, was implicated in an F.B.I. corruption investigation, as was Penn's Landing Corporation, the quasi-government entity that runs Penn's Landing. Since then, the project has dropped from the public's consciousness and no one knows if it will reemerge.

Meanwhile, local design profes-

sionals' efforts to reform how the government builds (including a movement to update outdated zoning) cannot resolve the one issue that obstructs Philadelphia's emergence as an international metropolis: its provincial mentality, which often overlooks the city's role as the hub of the nation's sixth-largest region (which includes Southeastern Pennsylvania and Southern New Jersey). Philadelphia must work together with its surrounding communities to take advantage of its resources and establish a cohesive identity for the area, which it currently lacks. ■

IMAGE: COURTESY ROBERT A.M. STERN ARCHITECTS

METAL WALL PANELS

Cost Efficient and Durable

See for yourself!

Call today to learn more about the benefits of using metal wall panels in construction or for information on the resources MCA has available for you.


Contact the Metal Construction Association at 847/375-4718 or visit www.metalconstruction.org/wallpanels



American Iron and Steel Institute

Participating Wall Panel Manufacturers and MCA members

Alcan Composites • Alcoa Architectural Products • ALPOLIC Mitsubishi Chemical America, Inc. • ATAS • ATOFINA Chemicals • CENTRIA • Copper Sales • Fabral • Foam Enterprises • Metecno-Aluma Shield • Laminators, Inc. • Metecno-API • Metl-Span • Solvay Solexis • Umicore • Valspar • Benchmark Architectural Systems



Presidents Award Winner, Shania Twain Interpretive Centre, Timmins, Ontario, Alcoa Cladding Systems

CIRCLE 52 ON READER SERVICE CARD
OR GO TO WWW.LEADNET.COM/PUBS/MHAR.HTML

Making a mark by allowing the setting and climate to shape the architecture

Exhibitions

By Liane Lefavre

Geoffrey Bawa: The Genius of the Place. Curated by David Robson. At the Deutsches Architektur Museum, Frankfurt, Germany, through October 17.

Geoffrey Bawa's architecture was always a response to site. Living in a tropical paradise like Sri Lanka certainly put Bawa in touch with his surroundings. How could he go wrong with palm fronds swaying in the breeze, waves rolling onto endless white beaches, and a great tradition of classical Sinhalese Buddhist, Portuguese, Dutch, and English architecture enriching towns and countryside alike? But many others have gone wrong and continue to do so. Contemporary architecture in Sri Lanka (formerly Ceylon) can be as bad as anywhere else. What is surprising is how Bawa, who was born in Sri Lanka in 1919 and died there on May 27, 2003, succeeded in balancing Modern and traditional, global and regional.

The exhibition now at the Deutsches Architektur Museum in Frankfurt presents a complete and fascinating view of Bawa's world. Photographs, particularly those by Helene Binet and Christian Richters, capture Bawa's sense of place, as do five remarkable models built by the Delft-trained Dutch architect Robert Verrijt and his collaborators.

Curated by David Robson, who

Liane Lefavre is the coauthor, with Alexander Tzonis, of Tropical Architecture (Wiley, 2000) and Critical Regionalism (Prestel, 2003).



Natural ventilation cooled all of Bawa's buildings, including the Steel Corporation headquarters in Orawela (left), the Ena de Silva House in Colombo (below left), and the State Mortgage Bank in Colombo (below right).



is also the author of an indispensable monograph on Bawa, this is a very personal exhibition. With the help of Channa Deswatte, who has inherited Bawa's practice, Robson has included original sculptures by Laki Senanayake and original batik banners by Ena de Silva that were part of real projects designed by Bawa. Senanayake and de Silva were close friends and collaborators of Bawa and helped comprise, along with Bawa, a true Sinhalese cultural renaissance in the wake of national independence in 1949. De Silva,

who is now 83, made the journey to the opening, with many of Bawa's younger collaborators. It was a love-in that was keenly felt, as Bawa died of a stroke just over a year ago.

Originally trained as a lawyer at Cambridge in England, Bawa came to architecture as an adult in the 1950s, after buying a country house in Lunuganga, an hour outside of Colombo, Sri Lanka's capital. As he fixed up the house and its property, he became hooked on architecture. What grabbed him was the relationship between buildings and nature,



the man-made and its surroundings. The house in Lunuganga became the love of his life.

Soon he dropped his law career, returned to England, and at age 35, enrolled at the Architectural Association in London. Robson points out that although Bawa came into contact with the Modernist legacy of Mies and Le Corbusier at

PHOTOGRAPHY: © DAVID ROBSON (LEFT TWO); HARRY SOWDEN (RIGHT)

DEPARTMENTS

Exhibitions

the AA, he developed a special affinity to Frank Lloyd Wright.

In some regards, Bawa was more Wrightian than even Wright. He is probably the only architect in the 20th century who had the luxury of designing buildings literally on-site, rather than in his office. Bawa's drawings, as presented in this exhibition, are awkward, like

We tend to think of Bawa above all as a supremely elegant designer, a fashioner of paradisiacal homes and hotels. It would, indeed, be hard to come by an architect who designed as many photogenic buildings as he. But what emerges from the exhibition and catalog is an understanding that elegance was just part of Bawa's significance. His

BAWA'S ARCHITECTURE WENT BEYOND THE PICTURESQUE AND CAME CLOSE TO A MUMFORDIAN CRITICAL TROPICALISM.

those of a child. For him, the real piece of paper on which to work was the ground itself. Construction workers were his pencils. While working on Ruhunu University (1980-88) on a beach on the Indian Ocean in Matara, he went so far as to have the laborers tear down one building they had just erected and rebuild it a short distance away.

first masterpiece was a house built for Ena de Silva in Colombo in 1960. De Silva hated colonial design as much as she did air-conditioning and demanded a house that would incorporate traditional vernacular Kandyan features, such as an enclosing perimeter wall for the whole compound, a pitched tile roof, open-sided rooms, verandas, court-

yards, and a shrine room, along with modern spaces like an office for her husband, a studio for her son, and a wing for visitors. Bawa designed a plan that is an introspective pattern of interlocked pavilions and courtyards revolving around a large central court (or *meda midula*) and not one pane of glass to impede natural ventilation.

Bawa's architecture went beyond the picturesque, and came very close to a Mumfordian critical tropicalism. His buildings were all bioclimatically responsive, incorporating natural ventilation, even in his luxurious houses and hotels. This is as true of his first house at Lunuganga (started in 1953) as it is of his last project, the Pradeep Jayewardene House (completed in 1998).

The real revelations in the exhibition are Bawa's office buildings, in particular his Steel Corporation Offices (1966-69) in Orawela, Sri Lanka. The project adopts a simple rectangular form but with an outward cantilevering section (inspired by temple buildings in Kerala, India,

and Nepal) that provides protection from the overhead sun and monsoon rains while permitting the use of a breathing wall. The State Mortgage Bank in Colombo (1976-78) is even more ingenious—a 12-story building that Malaysian architect and author Ken Yeang has called the "best example of a bioclimatically responsive tall building to be found anywhere in the world." The building, like the site, is a lozenge-shaped wedge, which Bawa capped with a raised concrete canopy that helps protect the offices below from the direct impact of the sun and allows them to be naturally lit and ventilated. The main elevations face north and south in order to reduce solar gain and catch the main breezes. Windows are set back from deep spandrel panels designed as air-intake louvers.

The exhibition is an eye-opener. Western architects can learn a lot from Bawa, who showed how Modernism could adapt to a tropical climate. ■



Your Single Design/Build Source for Metal Stairs and Railings

Specializing in 05510 pre-engineered and 05500 custom designs



- Budgeting and professional consulting
- Competitive on small and large projects
- Free "never again detail" service available
- Lifetime product warranty
- State of the art facilities
- Bondable for your protection

Quality Stair Technology
Since 1956

(800)872-7824


www.americanstair.com

CIRCLE 55 ON READER SERVICE CARD
OR GO TO WWW.LEADNET.COM/PUBS/MHAR.HTML

Maximum VALUE through Superior SERVICE



AVOID BACK INJURIES




INCREASE PRODUCTIVITY

EVERY DOCK NEEDS A LIFT

An Advance dock lift is the only equipment that can

service all trucks. Full line of dock lifts including:

- Portable
- Top Of Ground
- Pit Mounted



Call

1-800-THE-DOCK

or visit our web site

www.advancelifts.com for a

FREE CATALOG.



ADVANCE LIFTS

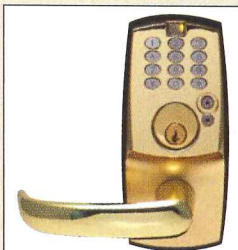
DOCK LIFTS

CIRCLE 56 ON READER SERVICE CARD
OR GO TO WWW.LEADNET.COM/PUBS/MHAR.HTML

ACCESS CONTROL MADE ACCESSIBLE.



SCHLAGE'S NEW NARROW STILE KING COBRA LETS YOU UPGRADE THE INTELLIGENCE OF AN OPENING AFFORDABLY—FROM MECHANICAL KEYS TO ELECTRONIC ACCESS CONTROL.




Also available in standard King Cobra format

King Cobra builds upon the existing Cobra by extending our proprietary key control system and elevating security with the following features:

- 12-button keypad provides 120 unique user codes—easily add or delete codes at keypad
- iButton credential reader for high security—electronic chip technology in easy-to-use format
- Full mortise cylinder allows for integration into master key system
- Choose code-only, iButton-only or a combination for maximum security
- King Cobra includes Schlage's Vandlgard™ clutching lever design feature for the toughest environments

Schlage's new narrow stile King Cobra is beautiful to all but the uninvited.



High-security iButton credential reader

To contact one of our 24 Security & Safety ConsultantSM offices, visit irsecurityandsafety.com or call 1-866-322-1237.

Inquire to see if you qualify for our no-obligation "Try Me" program.

IR Security & Safety
Proven Source. Proven Solutions.™

An **IR Ingersoll Rand** business

King
COBRA
BY SCHLAGE®

©2004 Ingersoll-Rand

CIRCLE 57 ON READER SERVICE CARD
OR GO TO WWW.LEADNET.COM/PUBS/MHAR.HTML

It's time to look at architectural panels in a whole new light.



800-477-2741 • www.fabral.com

CIRCLE 58 ON READER SERVICE CARD
OR GO TO WWW.LEADNET.COM/PUBS/MHAR.HTML

Finding an open space for the exercise of democracy in New York's dense urban fabric

Critique

By Michael Sorkin

One of the basic rights enshrined in the First Amendment to the Constitution is that of "the people to freely assemble." Free assembly is the primary expression of democracy in space, the physical embodiment of liberty. This relationship far predates the American experience. Cities, in particular, have long been seen as especially conducive to freedom, as exemplified in the famous motto of the Hanseatic League: "City air makes you free."

The just city is one where citizens move unimpeded and gather in many different ways for self-expression. In modern times, social progress has been directly linked to the variety of rallies, demonstrations, marches, and insurrections that have had as their arena the streets and squares of the city. From women's suffrage to civil rights to union organizing to antiwar protests, the power of bodies together in space has been crucial to the defense of our rights. In real democracy, the streets belong to the people.

In city after city, certain places have become linked to these gatherings, institutionalized by repeated use. While the street is the bedrock of the popular "right to the city"—the conduit of association—it is only part of the necessary infrastructure of assembly that includes both privatized spaces such as bars, cafés, lecture halls, stadia, and stoops, as well as bigger public spaces: the

Michael Sorkin practices architecture in New York and is the director of the graduate urban design program at City College of New York.

parks, plazas, and town squares that remain fundamental to sound urbanism. Whether the Zocalo in Mexico City, the Mall in Washington, or Tiananmen Square in Beijing, these great sites are zones of focus, the common property of those dedicated to the struggle for free association. Indeed, the right of the public to gather in these places continues to be defended in blood.

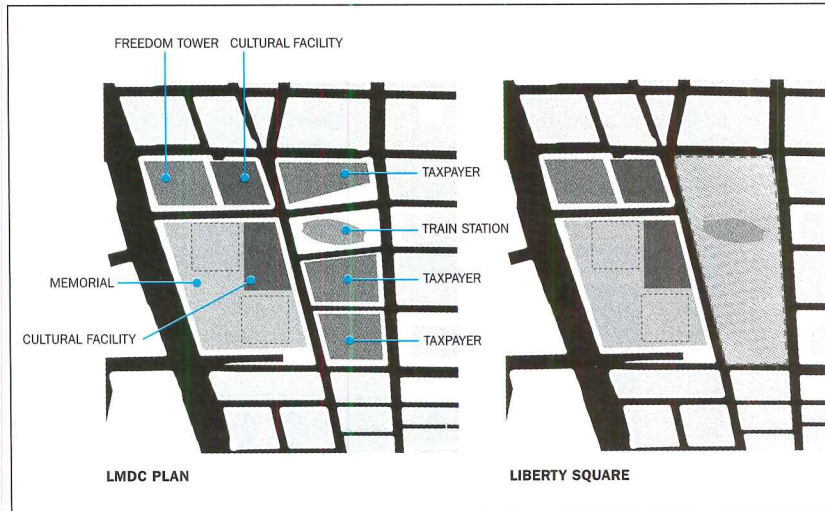
Such matters have been much in the news in the current political season. The protest cage at the Democratic Convention in Boston—a prisonlike enclosure surrounded by razor wire—suggests a sinister elision of the war on terror with the control of popular assembly. The frustrations of those seeking to demonstrate against the Republicans in New York City have also provided ample evidence of the constraints on the popular right to make use of its own spaces. It also points up something else: the lack of enough suitable places for mass political rallies. Our main rallying spots in New York—whether Central Park, Times Square, or Fifth Avenue—all depend on the disruption of some other activity, whether traffic or recreation, and are thus subject to negotiation with the authorities, who, as recent events have so vividly shown, can be recalcitrant. Other venues—like Union Square, with its rich historic association with protest—are too small. Still others, including City Hall Park, have been fenced and "improved"

to prevent gatherings.


The organizers of the largest New York demonstration, a group called United for Peace and Justice, originally applied for a permit to gather on the Great Lawn in Central Park. This was denied on the basis

Garden. Such insubordinate assembly is part of the animating tension of democratic discourse and suggests that the character, location, and political valence of a space is crucial to its suitability for succinct public expression. Speech demands

DEPARTMENTS



Instead of erecting temporary "taxpayer" buildings at Ground Zero (above), the LMDC could create a venue for public gathering like Washington's Mall (below).



of the alleged fragility of the grass. The city offered as an alternative the West Side Highway, which the demonstrators refused, electing instead to march more visibly in the streets near Madison Square

its audience.

This problematic lack of suitable space comes at a critical moment as the nation rushes breakneck to restrict freedom of movement under the guise of fighting terror. While vigilance is necessary, these restrictions also represent a victory for the enemies of freedom, both at home and abroad. The attacks of 9/11—the initiating event in this cycle—were both an act of murder and an assault on our freedom to assemble. The World Trade Center replacement project, however, contains remarkably little nonprogrammed gathering

PHOTOGRAPHY: © BETTMANN/CORBIS

Critique

space. The major component, of course, is a memorial that is parklike and solemn, not the spot for mass rallies. Remaining spaces of nominal assembly—such as the Wedge of Light—are residual, scarcely more than enlarged sidewalks. The proposed cultural facilities may be public, but they are decidedly not political or about large gatherings.

THE GROUND ZERO PLAN IS BUSINESS AS USUAL, VALIDATED AS APPROPRIATE BY A LAYING ON OF SACRAL ICONOGRAPHY.

Ironically, the WTC contained a larger plaza than anything currently proposed. It was, however, so inhospitable and its associated meanings so commercial that it never functioned as a place of assembly, simply as a windswept expanse to be crossed or avoided.

Instead of useful forms of assembly, the Ground Zero plan

substitutes an iconography of freedom that slights its actual expression. For example, the "Freedom Tower" is simply an office building, doubtless one in which free access will be heavily circumscribed by security demands and sky-high rents. It imply signifies liberty via a vague asymmetry meant to evoke the Statue of Liberty, a devoluted icon

for an icon, abstracted beyond recognition. The memorial is centered on the symbolism of the Trade Center footprints, which are to be water-filled and uncrossable. The Wedge of Light—should it actually be realized—calls for passive solemnity. The yet-to-be-conceived Museum of Freedom, however important it might become, will be

a largely individual experience.

What has happened downtown is the creation of a plan that is essentially about business as usual, validated as appropriate by a laying on of sacral iconography. Everything receives its label—Freedom Tower, Wedge of Light, Park of Heroes, and so on—in order to create an aura of rhetorical piety to redeem activities that are anything but. If anything points up the fast-and-loose style of reverence of the rebuilders, it is the recent announcement by the Lower Manhattan Development Corporation and Larry Silverstein that—given the flat office market and the failure to obtain a double payout from Swiss Re—they are likely to build "taxpayers" on the eastern portion of the site, an area (on either side of Santiago Calatrava's fine transit station) that amounts to more than three city blocks. These proposed low-rise commercial buildings would be intended as placeholders for future office towers, which might not be constructed for decades. If this goes ahead, a shopping center would line the rebuilt

Greenwich Street, facing the memorial and the two cultural buildings the LMDC is developing.

Clearly, this is not the highest-and-best use for New York's most significant urban project. However, it does present a remarkable opportunity. These blocks might become the great public plaza that the city lacks. Surrounded by a strong edge of buildings, highly accessible, and located on a site of remarkable resonance, the space might become not simply a symbol but the scene of liberty in action, a zone of free assembly and free speech. It is also in the heart of things, at the center of our institutions of governance and commerce, an apt and visible site for public expression. And instead of managing remembrance through a series of themed activities that offer little opportunity for spontaneity or collectivity, it would truly belong to the people, an embodiment of our nation's greatest ethical and political power.

It's time to build Liberty Square. ■



BIGFOOT SYSTEMS® The Original.

Saves Time, Money and Aggravation...



when building

- Decks
- Cottages
- Porches
- Pole Barns
- Fences
- Bridges
- Telecommunication Towers... and more

STRONGER, SAFER, BETTER THAN ANY CONCRETE CONSTRUCTION FOOTING FORM ON THE MARKET

Sized to fit Residential and Commercial use

1-800-934-0393

www.bigfootsystems.com
email: info@bigfootsystems.com

1 Day Installation

Building Code Evaluated across North America






CIRCLE 59 ON READER SERVICE CARD
OR GO TO WWW.LEADNET.COM/PUBS/MHAR.HTML

wire mesh fabric




Design: Noise 13, Photo: Daniel R. Cauterucci

Circolo, San Francisco

Cascade Coil Drapery

800-999-2645 cascadecoil.com

CIRCLE 60 ON READER SERVICE CARD
OR GO TO WWW.LEADNET.COM/PUBS/MHAR.HTML



“ I never could have specified real wood. It just wouldn't hold up. ”

-John Castorina, Design Principal, RTKL



C/S Acrovyn® Chameleon Collection now offers new wood grain patterns that look so real no one will know they're not wood—if *you* don't tell, *we* won't tell. But unlike real wood, Acrovyn won't fracture, gouge or chip. And in Taber Tests, Acrovyn's Chameleon Collection profiles were 12 times more abrasion-resistant than wood and twice as resistant as high-pressure laminates. The Chameleon Collection is available in handrails, corner guards, crash rails, wall covering and wall panels. **Call 1-888-621-3344 for literature and samples, or visit www.c-sgroup.com.**

C/S Acrovyn® Chameleon Collection

CIRCLE 61 ON READER SERVICE CARD
OR GO TO WWW.LEADNET.COM/PUBS/MHAR.HTML



Who are you designing for today?



AVONITE
SURFACES
INNOVATIONS IN SURFACING

providing signature solutions for your diverse needs, since 1983

STUDIO COLLECTION™
BEYOND ORDINARY

54 visionary surfaces dedicated to those who passionately pursue original ideas and unlimited possibilities

celebrate a fresh sense of independence and style

FOUNDATIONS™
ADVANCED ACRYLIC SURFACING

51 familiar colors and textures, embracing nature's own earth tones and vivid accents

competitively priced for all your residential and commercial needs

800.4.AVONITE • www.avonitesurfaces.com • Aristech Acrylics LLC • call or log on to get your new sample cases

CIRCLE 62 ON READER SERVICE CARD
OR GO TO WWW.LEADNET.COM/PUBS/MHAR.HTML

Cross-border explorations: Two thinkers who span disciplines and a place on the Silk Road

Books


Eisenman Inside Out, Selected Writings, 1963–1988, by Peter Eisenman. New Haven: Yale University Press, 2004, 264 pages, \$30.

Having reached his early 70s, Peter Eisenman—architect, theorist, professor, publisher, editor, historian, administrator, impresario—has lately been doing a lot of building and publishing. His monumental and detailed analysis of two buildings by Giuseppe Terragni came out last year, and he has now delivered a collection of early essays. Mature architects will remember many of the articles in this volume, and it is rewarding to have them back in print and in one place. As we see from the bibliography at the back of the book, these essays were culled from a much longer list.

In the introduction, Eisenman describes his lifelong quest to understand what he calls the “interiority” of architecture: that elusive spirit of architecture’s core of being, not what he calls a “mere” formal, compositional, structural, or functional quality, but something more basic and inchoate. To this end, he has periodically enlisted assistance from other disciplines, most noticeably semiotics, linguistics, and deconstructionism.

In the first essay, which was written in 1963, Eisenman—still under the influence of his Cambridge University mentor, Colin Rowe—attempted to supersede

contemporary norms of criticism by arguing that functional expression has both an instrumental and a symbolic quality and that pure functionalism is,



therefore, impossible. It is a convincing piece. The essay predates the influences of (among others) Christian Norberg-Schulz, Noam Chomsky, semiotics, and Jacques Derrida’s deconstructionism.

The book then skips to the 1970s, and we pick up Eisenman’s interest in architecture as it relates to linguistic expression. By then he was trying to make buildings that were “meaning-less,” architecture with neither denotative nor connotative significance, possessing only what he later would call *interiority*. An early essay on this aspect of architectural theory, “Cardboard Architecture” (1971), describes the design process and desired outcome of his first built works, Houses I and II. Eisenman once again maintains that

he has surpassed previous theories to formulate an unprecedented way of both looking at and making architecture. But just how revolutionary are his buildings and theories? Based on the essays in this volume, it is still an open question. Take this excerpt from “Cardboard Architecture” concerning House I: “All of the apparent structural apparatus—the exposed beams, the freestanding columns—are in fact nonstructural. When this is understood, a first step has been taken to unload, albeit in a very primitive way, their structural meaning. While the apparent physical fact is the same whether they are load bearing or not, their meaning has changed because they are in fact not load bearing, and thus the intention implied in their use in a particular location must now be considered in a different way.”

The same could be said about Filippo Brunelleschi’s 15th-century church of San Lorenzo in Florence. In San Lorenzo, we see an array of members that look structural but aren’t, a grid of abstract planes and lines that define a three-dimensional matrix and the conceptual index to an ideology. Many architects and scholars have noted this.

But unlike at San Lorenzo, where pilasters and moldings on the walls are easily understood as representations of structure, the “nonstructural structure” of House I is freestanding. Until Eisenman tells us that what looks structural is not structure, we have no way of knowing it. This is indeed one of his

stated intentions; it makes his ostensible structure opaque as non-structure. This is the obverse of the truss that supports what looks like a dome at the U.S. Capitol. While the architect of the Capitol most certainly wanted us to believe it is a dome, and kept the information from us (save those privy to a section through the dome), Eisenman gives us the “knowing wink” via his essay. As footnotes for his buildings, these essays are a bit like the notes provided by T.S. Eliot for poems such as *The Wasteland*. They promote a richer understanding of the poem, but without the footnotes we may miss some of Eliot’s deeper meanings and allusions. Without Eisenman’s footnotes, the meaning is merely reversed, but we don’t really know if that means it has been deepened. Does this matter? Apparently not to him.

In essays of the 1980s, he elaborates and refines his theories, but these writings, it seems to me, do not support his claims to unparalleled theoretical innovation. Without these recurrent claims, the articles would be more enjoyable.

Many architects tend to dismiss this sort of writing out of hand, without giving it a thorough reading. This is a mistake. Eisenman always questions the status quo, always presents potentially plausible interpretations of architecture, and at times shows brilliance. The essays are interesting, his writings about other architects’ works are perceptive, and much of the descriptive material on his own work is worthwhile. I have in the past found his

Books

articles on the Smithsons, Michael Graves, John Hejduk, and James Stirling first-rate and engaging. An essay on Philip Johnson, overtly supportive but subtly (indeed, covertly) critical, is worth the price of the book. I may not agree with all of Eisenman's ideas, but I always enjoy reading them.

Will the next volume of Eisenman's essays shed more light on interiority, and give us a truly transparent view of it? Architects are notoriously bad at explaining their own works. Most of them (except maybe Rem Koolhaas and Leon Krier) should leave that to others. *Thomas Schumacher*

Understanding Me: Lectures and Interviews, by Marshall McLuhan, Stephanie McLuhan, David Staines, and Tom Wolfe. Cambridge: MIT Press, 2003, 317 pages, \$28.


Marshall McLuhan, the communications theorist who focused on the media's psychic and social consequences, invented, among many other things, the idea of the global village. In *War and Peace in the Global Village* (1968), he presciently wrote that the global village could easily produce bloodbaths. His 1967 book, *The Medium Is the Message*, elucidated what is now a cliché. *Understanding Me* is a pun on his *Understanding Media: The Extensions of Man* (1964), the book that first brought McLuhan to international attention.

In *Understanding Me*, McLuhan, ever coining terms and turning phrases, writes, "The medium is the message, not the message ... it really takes hold and massages the population in a savage way." Ironically, it was the media that turned McLuhan into a cultural icon. A San Francisco

advertising man, Howard Gossage, took it upon himself to introduce the Canadian theorist to the U.S. press and advertising industry, at his own expense. By the mid-1960s, major magazines and newspapers were comparing McLuhan's insights to those of Darwin and Freud. But by the time of McLuhan's death in 1980, his critics, chiefly New York intellectuals, had dismissed him as

unserious and old hat. He had become best known for one-liner aphorisms, many of which turned common sense on its head. "All forms of violence are quests for identity," he wrote, and "Charisma means looking like a lot of other people." If the last seems especially counterintuitive, think Bush and Kerry. Aristocratic scions both, each is trying to prove he has charisma by denying he is exceptional. Bush has gone so far as to turn himself into a good old boy.

When the Internet burst onto the scene in the '90s, it seemed to fulfill prophecies McLuhan had made 30 years earlier. Again he was lionized, this time by turn-of-the-21st-century techies, for whom he became a sort of patron saint. *Understanding Media* had predicted the type of "interactive" communication that the Internet made possible, but what really grabbed young techies was McLuhan's belief that the new media were spreading a seamless web over the earth and becoming an extension of




Power & Data At Your Fingertips

Visit our website or order our full-color catalog to see all 28 of our Power and Data Grommets.

PCS4A

Perfect for single-person uses as in a study carrel, library or training table, our mini-sized PCS4A features one power and one Cat.6 data port. Just 3¹¹/₁₆" square; in matte Black or Satin Stainless. Closes flush, flips up to vertical as shown.



"FINE ARCHITECTURAL HARDWARE FOR YOUR FINE FURNITURE"®

Doug Mockett & Company, Inc. • Manhattan Beach, CA • 800.523.1269

MOCKETT
DOUG MOCKETT & COMPANY, INC.

www.mockett.com

CIRCLE 63 ON READER SERVICE CARD
OR GO TO WWW.LEADNET.COM/PUBS/MHAR.HTML

Hire a Staff of Code Experts For Your Next Plan Review


Architects and architectural firms will find many benefits from an ICC Plan Review.

An ICC Plan Review can help determine if your projects meet building code requirements. ICC's Plan Review service provides:

- Accurate Plan Reviews supervised by licensed architects and engineers
- Cost-effective technical assistance
- Timely identification of potential code violations
- FREE follow-up consultations

ICC's Technical Service staff are experts in all code disciplines.

MEETS CODE REQUIREMENTS



For details, call toll-free
1-888-ICCSAFE
(422-7233)

www.iccsafe.org/arec2



INTERNATIONAL
CODE COUNCIL
Setting the Standard
for Building Safety™

CIRCLE 64 ON READER SERVICE CARD
OR GO TO WWW.LEADNET.COM/PUBS/MHAR.HTML

form^z

3D form synthesizer

explore • design • deliver

The right design tools to invigorate your most challenging creative endeavors:
From sketching, to conceptualizing,
to highly detailed final designs,
to rapid prototypes and machined physical models,
in 2D or 3D, or both.
Surface or solid modeling or a blend of both
with photorealistic radiosity based renderings,
and animation,
in a cross platform environment: Windows and Macintosh.

Find out more at www.formz.com



2011 Riverside Drive • Columbus, Ohio 43221 • phone: (614) 488-8838


CIRCLE 65 ON READER SERVICE CARD
OR GO TO WWW.LEADNET.COM/PUBS/MHAR.HTML

IMAGE CREDITS: Column by Matthew Holewinski, auto*des*sys, Inc., Columbus, Ohio; Cymer Laser Center by Jason Brown, Austin Veum Robbins Parshalle, San Diego, California, www.avrp.com; Space Park Bremen by Branislav Hetzel, Sherman Oaks, California, www.hetzeldesign.com; Dubai Hotel by STEM 3D, Coventry, United Kingdom, www.stem3d.com.

Books

humankind, capable of altering the human mind and history itself. He came to this conclusion without knowledge of galvanic skin responses to technology, terminal node controllers, or the Apple Newton. *Wired* magazine, the most prominent of the dot-com journals, ran his picture near the masthead in every issue.

In the foreword to *Understanding Me*, Tom Wolfe, the pop-culture critic and author, writes, "I can't think of another figure who so dominated an entire field of study in the second half of the 20th century." The book is a transcription of two dozen tapes of McLuhan's television interviews and lectures, spanning the years 1959–79. They were collected by McLuhan's daughter Stephanie, a New York television producer. She correctly notes that the lectures comprise a biography or



autobiography "enabling you to read McLuhan in the original, where you will find a more accessible, even unmediated, encounter than is possible through his books."

Andrea Oppenheimer Dean

Samarkand, Bukhara, Khiva,
photographs by Gérard Degeorge,

text by Pierre Chuvin. Paris: Editions Flammarion, 2003, 232 pages, \$60.

Where can I find that Pakistani guy with the drums and the howling chorus? That Puerto Rican dance band my friend played for me? In most outlets, you head for "World Music," where the sacred and profane of other continents rub elbows, often quite incongruously.

Samarkand, Bukhara, Khiva is the kind of book that's likely to fall into architecture's "World Music" bin. The work of two Frenchmen, a photographer and a writer, who spent five years in the region of three famous oasis towns along Central Asia's Silk Road, it documents their monuments—mosques, shrines, and mausoleums—and a few of the old houses.

The text spends more time describing what the photos clearly show than explaining how and why the buildings got that way. As a visual record of these remarkable, and for us pretty inaccessible,

towns, the book does a good job. The photos are striking, and the buildings are often beautiful in form and ornamentation.

The text provides a running commentary on the history of each town and, in particular, of the people with whom its monuments are associated—tyrants, sheikhs, imams, and the occasional wet-nurse. This history is heavily lifted from other sources, all properly attributed. Missing, though, are the pleasures of a first-person account, which is surprising considering how long the authors stayed in the area.

That these stopovers along the Silk Road revealed architecture of this quality speaks to the importance of these communities as centers of philosophy and culture—oases and crossroads in another sense. They also figure heavily in Sufism, Islam's mystical wing. It's frustrating, then, to not find more here about what we're seeing. The cathedrals of Europe also had their patrons, but knowing their personal histories is not why we buy books about them. *John Parman*

Land Your Helicopter On Grasspave²!

(or maybe just specify Grasspave² for your project's firelane and parking lot)



The Pentagon RDF Helipads receive some of the world's most important items – And the Pentagon chose Grasspave² in the Helipads. The Pentagon will also be installing Gravelpave² (not pictured), in 2004, for an access road to deliver some ceremonial artillery.

800-233-1510 • www.invisiblestructures.com

ZERO DOWN, NINE TO GO?



DON'T PANIC, OUR TEST PREP MATERIALS COVER ALL NINE ARE DIVISIONS.


Kaplan AEC Education, provider of Architecture Licensing Seminars (ALS), is the source for all your architectural exam prep needs. We combine Kaplan's knowledge about adult learning with self-study courses written by nationally known experts to form the most up-to-date prep materials available for the ARE version 3.0. From self-study and Q&A guides, only our comprehensive books, videos, and CD-ROMS (mock exams) will prepare you for the rigors of all nine divisions of the exam.

Place your order today, www.ALSonline.com, 800/420-1429

KAPLAN AEC
EDUCATION

Leading the way in ARE preparation.

The best roof money can buy.



KlassicKolors® - Regal Red

The coastal environment created challenging aesthetic and performance requirements for the roof of this picturesque new home on the Chesapeake Bay. A Follansbee KlassicKolors® terne roof was selected because it meets those demands like no other roof can. Follansbee KlassicKolors' steel substrate is protected with ZT® Alloy, proven to produce the most corrosion resistant metal roof available. And, KlassicKolors is also factory pre-painted with advanced solar reflective color coatings – selected by architectural historians to replicate the traditional colors of colonial terne roofs – while dramatically reducing solar heat gain.

Follansbee – for those who demand the very best.

Call or visit Follansbee online today to learn more.

800.624.6906 follansbeeroofing.com

CIRCLE 68 ON READER SERVICE CARD
OR GO TO WWW.LEADNET.COM/PUBS/MHAR.HTML



nora[®] rubber flooring:

Inspired Design. Exceptional Performance.

PVC-free

Realize your vision—create a colorful, high performance, and sustainable environment with nora[®] rubber flooring. Bring your design to life with an unmatched portfolio of colors, patterns and textures in both sheet and tile.

Create extraordinary spaces with an innovative and affordable flooring solution that combines lower life-cycle and maintenance costs with higher functionality. Only from nora[®]—where inspired design meets exceptional performance.

nora[®] rubber flooring—leading worldwide
800-332-NORA www.norarubber.com

nora[®]

Freudenberg

Snapshot



By Robert Such

Nicknamed for the James Bond film *Octopussy* and for its resemblance in plan to the shape of a spider, the Octospider workers' cafeteria stands 26 feet above a lake on an expanding campus of factories, warehouses, and workers' housing on the outskirts of Ratchaburi, west of Bangkok.

The Ian Fleming story that was immortalized by Roger Moore in 1983 "reflects the essence of the building," says Oliviero Godi, who along with Dorit Mizrahi is a principal of Exposure Architects, the Italian practice behind the cafeteria design. Like *Octopussy*, says Godi, Octospider is "an improbable [creative work] sprung out of a fervent imagination." Indeed, the building brings to mind the fantastic headquarters of some of 007's arch rivals.

Designed for the Satin Textiles Company, the cafeteria, which can serve some 300 workers, embodies the ideals of Satin Textile managing director Schle Wood, who, says Godi, "insisted on providing his employees with a better working environment as a fundamental part of his vision for a modern industrial operation."

An improbable cafeteria provides lunchtime escape



PHOTOGRAPHY: © ROBERT SUCH

Snapshot

Supported by concrete pillars, three pierlike dining areas extend out over the lake. Access to the cafeteria and the kitchen is provided by a shallow ramp that arcs across the water and then flattens out as it passes through the building. The sense of lightness found in traditional rural architecture—canopied structures that provide shade from the beating sun and shelter from heavy rains—influenced Octospider's architecture, which also incorporates louvered walls to allow cross ventilation. And the slanted piles that support the crescent-shaped walkway mimic bamboo, enabling the ramp to blend in with its surroundings.

The extended walkway and elevated structure were conceived "to provide workers with a unique environment, where they do not feel as though they are inside the factory for the brief time they spend eating," explains Godi. And as diners enjoy this privileged vantage point, rising above the reality of the factory below and looking out across the landscape, they are also being observed by the workers on the ground.

Exposure Architects' building demonstrates the firm's sensitivity to Thai architecture and landscape. At the same time, it serves as a stagelike venue where taking time out to eat provides escape from the daily work routine and becomes an enjoyable actor-spectator experience. ■



A gently sloping ramp arcs over the lake and transports factory workers up to the Octospider cafeteria where, soaring above the fray, they find a welcome respite in the middle of a long day.





The Complete Architectural Metal Design Package

☞ Roofing Systems

- ☞ Architectural
- ☞ Structural
- ☞ Commercial/Industrial
- ☞ Agricultural
- ☞ Soffit
- ☞ Coping
- ☞ Fascia
- ☞ Weathertight
- ☞ Equipment Screen

☞ Wall Panel Systems

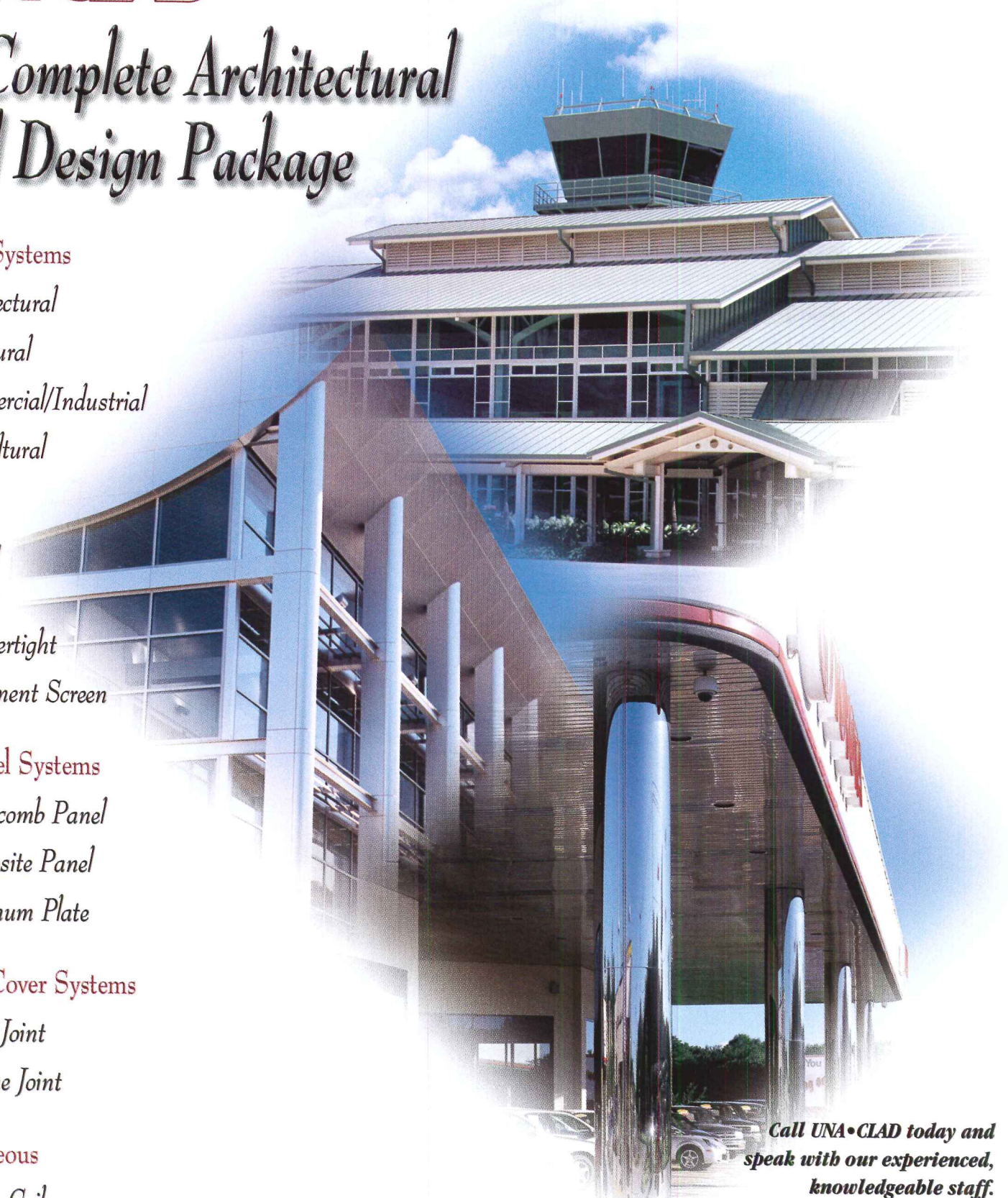
- ☞ Honeycomb Panel
- ☞ Composite Panel
- ☞ Aluminum Plate

☞ Column Cover Systems

- ☞ Reveal Joint
- ☞ Hairline Joint

☞ Miscellaneous

- ☞ Master Coil
- ☞ Slit Coil
- ☞ Flat Sheet

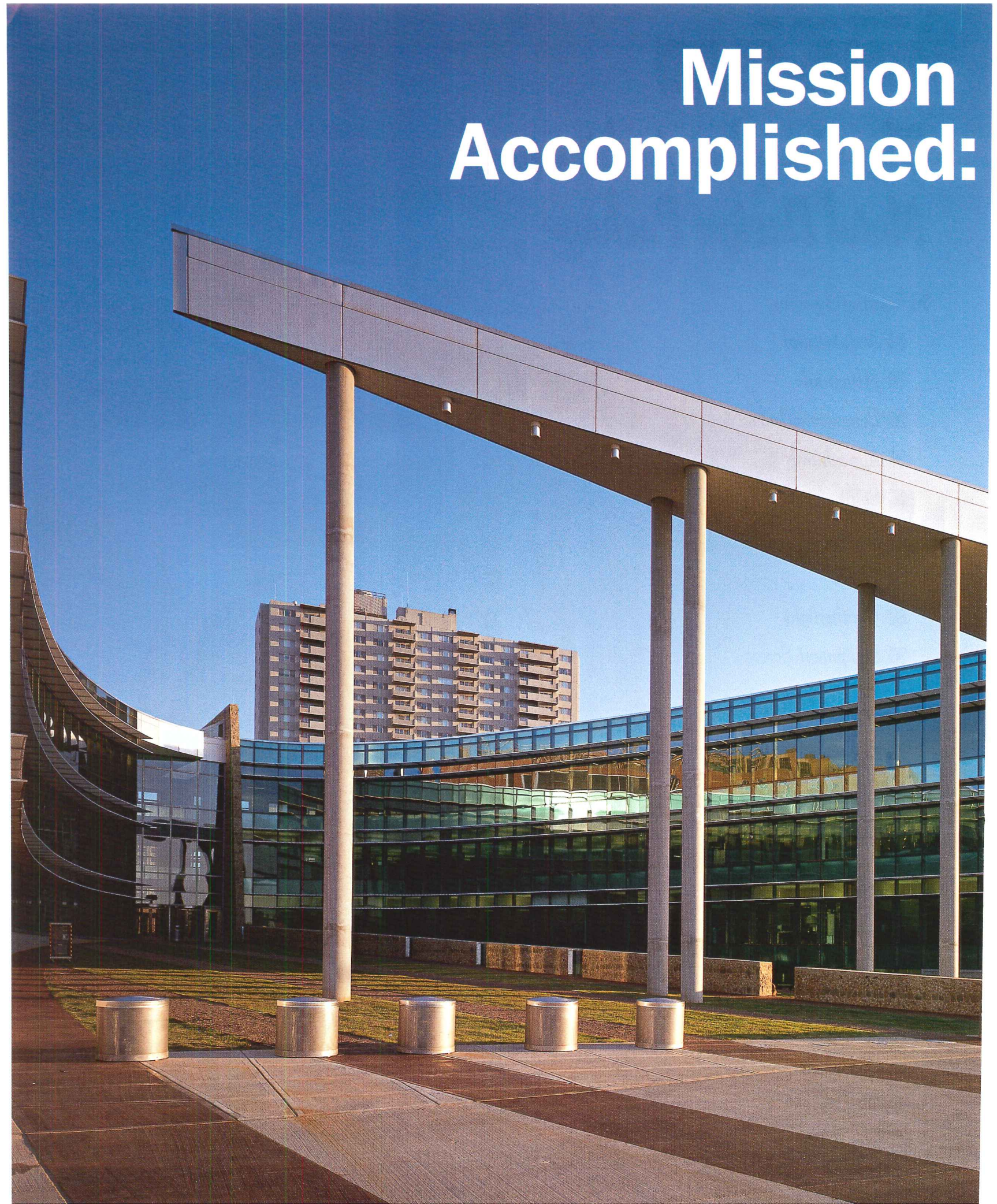


*Call UNA-CLAD today and
speak with our experienced,
knowledgeable staff.*

800.426.7737
www.UNACLAD.com

CIRCLE 76 ON READER SERVICE CARD
OR GO TO WWW.LEADNET.COM/PUBS/MHAR.HTML

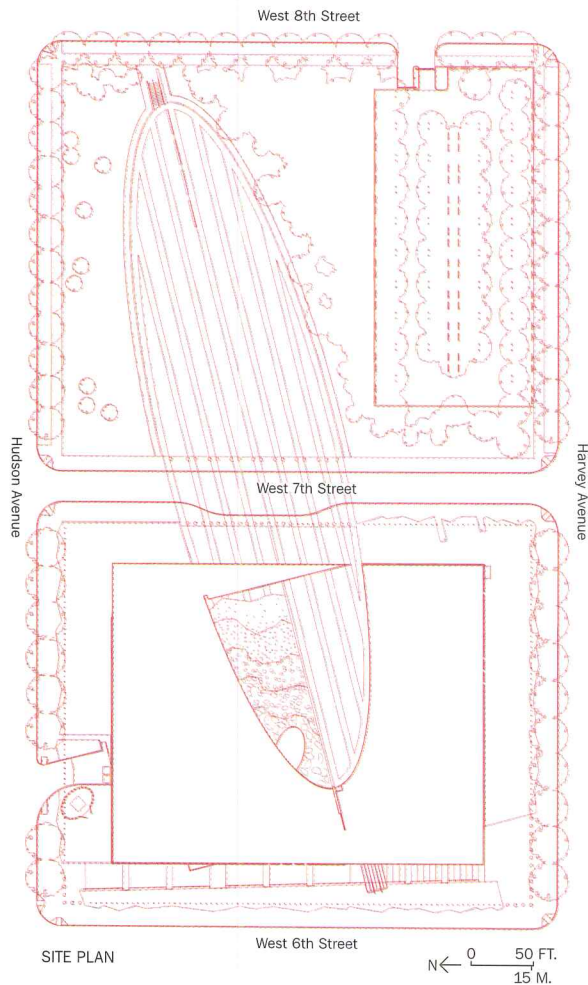
Mission Accomplished:



Oklahoma City's new Federal Building combines security and openness in a superior way



A view of the elliptically shaped courtyard in front of the new Oklahoma City Federal Building.




By Jane C. Loeffler

The Oklahoma City Federal Building makes a strong and welcome statement of federal purpose in a place that will always figure in our collective memory. It replaces the nine-story Alfred P. Murrah Federal Building that collapsed in a terrorist bombing on April 19, 1995. Aimed at the federal government, that attack killed 168 people and was the worst such incident on U.S. soil when it occurred. We are just beginning to see the impact of that blast and that of the more recent 9/11 attacks on the civic landscape. In that context, the federal building is significant as a major public project that manages to combine necessary security with design excellence.

Given the fear that gripped federal workers in the aftermath of the bombing, and the realization that the unhardened design of the previous building had left occupants at risk, security imperatives easily could have overwhelmed the design of any replacement building. They did not because the U.S. General Services Administration (GSA), which oversees all federal-government construction projects, had determined that the new building would not be a memorial but a fully functioning state-of-the-art building. (A poignant memorial, designed by Hans and Torrey Butzer and Sven Berg [ARCHITECTURAL RECORD,

Jane C. Loeffler is an architectural historian in Washington, D.C., who writes frequently on embassy design and public policy.





The building occupies the southern end of the site (this page, above), nearest downtown. Artist Brad Goldberg's boulder-strewn water sculpture takes up one half of the courtyard (opposite, bottom). A public park is located on the block to the north of the building (opposite, top).

July 2000, page 28], was dedicated on April 19, 2000, on the site where the Murrah Building fell.) When the GSA awarded the high-profile commission to Ross Barney + Jankowski Architects of Chicago through its Design Excellence Program, the intent was to make the building forward-looking, but not fortresslike.

When the GSA's chief architect Ed Feiner describes the new building as "a commitment building," he's referring to the fact that the GSA could have permanently moved workers to another area, or leased space somewhere, rather than replacing Murrah with a new government-owned building here. In the aftermath of the bombing, Ron Norick, who was then Oklahoma City's mayor, headed to Washington to meet with President Clinton at the White House. There, he stressed that "it was vital to keep the federal presence in the downtown area."

A replacement for the Murrah Building was deemed essential as a way of jump-starting redevelopment in the area of the blast, and a means to keep scores of federal jobs in the city, argued Norick. "I knew if they didn't build the building, they'd be moving many or most of the jobs to Dallas or Kansas City or someplace else," he declared. Norick's mayoral successor Kirk Humphreys reiterated this, adding, "The federal government had no clear identity without a building." In a remarkable display of bipartisan unity, led by staunch Republicans, who ironically represent a constituency that harbors strong antigovernment sentiments, Oklahoma's elected officials backed a new federal building as a much-needed symbol.

Any new workplace really had to lure back reluctant workers after the bombing. According to Norick, tenants who survived the attack "just wanted to get out of town."

HUD workers, for example, who relocated to an old shopping center, liked it there and wanted to stay in the convenient, inconspicuous structure, which had free parking. To win back the confidence of former tenants, GSA decided to exclude law-enforcement agencies from the new building. Coupled with the evident security engineered into the structure, these decisions convinced most (if not all) tenants to return to the city-center site.

According to Leonard C. Murphy, who supervised the \$40 million project for GSA, "We knew we didn't want to build a bunker, and also that we wanted a building that invited the public." For architect Carol Ross Barney, FAIA, this challenge meant finding a design solution that would look, feel, and be secure, but one that would also welcome visitors and encourage engagement with the larger community. Because former Murrah tenants did not want anything tall, she started out thinking in terms of a campuslike arrangement of low structures. Unfortunately, as one block of the planned-upon three-block parcel was unavailable, she decided on a single, three-story structure paired with a pub-

A NEW BUILDING WAS ESSENTIAL TO JUMP-STARTING REDEVELOPMENT IN THE BLAST AREA.

lic park on two blocks. Instead of pushing the building to the far end of the site, where it would have seemed more imposing and remote, she pulled it as close as possible to the south end, near downtown. That means it is clearly visible from the memorial, but it does not upstage it in any way.

It also means that the memorial, a shallow reflecting pool and a field of 168 empty chairs, is visible from the building—a potentially uncomfortable reminder to federal

workers. That prompted the installation of floor-to-ceiling window coverings in all of the offices. But workers say this concern turned out to be unfounded, as no one at the new building is closing the blinds to block the view of the memorial. Even in the offices and conference rooms occupied by HUD, the agency most affected by the Murrah attack, workers prefer to keep the shades open—evidence, they say, of their comfort level in the new building.

To augment openness, Ross Barney gave the 181,000-square-foot, U-shaped building two equally accessible “fronts,” each with its own personality. Facing south to the downtown (and also the memorial), the building takes a formal stance. A soaring colonnade and concrete walls punched with windows line up with city streets—homage to the grid on which Oklahoma City was laid out in the land rush of 1889. Facing north, however, to a less densely settled and newer part of town that promises to see rapid development over the next decade, a visual drama unfolds. Here the building opens up completely to reveal a stunning


SITE FEATURES HERE EXPRESS ROSS BARNEY'S BELIEF THAT "BUILDINGS ARE ROOTED IN THEIR PLACE."

courtyard featuring a glass curtain wall that partially encircles an installation of cascading red granite boulders. The rocks, gathered from a bison farm in the hills of western Oklahoma, were selected and arranged by landscape sculptor Brad Goldberg as part of GSA's Art in Architecture Program. Coming upon the courtyard is like opening a jewel box and finding an unexpected gem.

Beyond the courtyard is a park planted with trees on one side to evoke the Oklahoma woodlands and with native grasses and wildflowers on the other to evoke the prairie. A surface lot that keeps unscreened parked cars at least 100 feet from the building—a security requirement—lies beyond the park, in the northeast corner of the site. Ross Barney inscribed an elongated ellipse in the landscape, a dramatic device that ties together the two-block site. She extended its geometry into the building, integrating the park seamlessly with the architecture. From the air, the ellipse, with its alternating stripes of crushed red stone and green grass, makes the new landmark easy to spot. Others can debate whether or not that is a good idea, but for a visitor approaching on foot, the stripes simply lead the eye to the most striking portion of the building.

Describing her fascination with everything from the texture of local rocks (incorporated into a remarkable wall veneer that resembles an archaeological excavation) to the elliptical shape of ceremonial grounds used by Native American Indians (the inspiration for the ellipse), Ross Barney emphasizes her belief that “buildings are rooted in their place.” Stuart O. Dawson of Sasaki Associates; artist Douglas Hollis's 46 star-shaped, stainless-steel benches symbolizing Oklahoma's entry into the Union as its 46th state; and artist Goldberg's sculpture, whose boulders seem to have arrived self-propelled from the Washita Mountains, aid her ably in connecting the architecture to its locale.

Light shelves and sunshades protect windows on the south elevation (right). Lobby walls are covered with a veneer of local creek stone (below).



Bare Essentials


Durallure® finish by CENTRIA produces a beautiful and durable natural metallic appearance on exterior walls at a surprisingly affordable price. Through a new and unique process, ordinary steel is coated with a corrosion-resistant and spangle-free metallic surface finish to emerge as Durallure, a fully tested, unpainted exterior steel skin with irresistible allure – today and years from today.

Dimension Series® foam panel architectural wall system is now available with Durallure in three distinct finish patterns – Smooth, Embossed and Smooth/Striated. This award-winning wall system gives you limitless design flexibility, insulation and proven pressure-equalized dry-sealed panel joinery.

Dimension Series with Durallure finish – a natural combination for your next project. Discover a New Dimension, contact your local CENTRIA representative, call 1-800-752-0549 or visit us at www.CENTRIA.com for more information.

Profile: Dimension Series Flat
Finish: Durallure Smooth/Striated

Profile: Dimension Series DS-60
Finish: Durallure Smooth



CENTRIA

What also ties the site together are the steel bollards, some illuminated at night, that ring the perimeter and separate the building from vehicular traffic. Compared to the massive Jersey barriers that surround public buildings elsewhere, these are not intrusive, and most are likely to be at least partially obscured by the native grasses that have yet to establish themselves on the site. (The landscape architect, though, says the intent was never to hide them.) Video cameras mounted on poles near the perimeter provide the building's first line of defense.

Blast-resistant design by Weidlinger Associates and a structural system engineered by The Benham Companies of Oklahoma City provide a second line of defense. Given GSA's stringent force-protection requirements, Jim Reynolds, who served as project architect for Benham, is understandably proud of "the concrete two-way slabs that permit the high ceilings and open, unobstructed interiors"; the "wall columns" that permit the large windows; and the stone veneer, devised in collaboration with Ross Barney so that individual stones will not become projectiles in the event of an explosion. To minimize further risk of injury in the event of a blast, the architects selected panels of insulated laminated glass bonded to steel frames with structural silicone. The window units are manufactured by the same company that fabricated replacement windows for the Pentagon.

Undoubtedly, one of the most welcoming features of the building is the entry arrangement that allows people to walk into the small lobby atrium from either the north or south "front" entrance without having to pass through security. By having both entrances feed into one lobby, Ross Barney allowed the same guards to monitor both doors. And she created an inviting lobby open to the public, where colored light pours through a skylight of dichroic glass, then through glass bridges connecting the floors above. Security

PEOPLE CAN ENTER THE BUILDING'S LOBBY WITHOUT HAVING FIRST TO PASS THROUGH SECURITY GATES.

screening occurs in adjacent areas where the walls are made of polished steel for strength, and to set them apart as transition zones between the lobby and offices beyond.

A daylighting system will make interior electric lights unnecessary much of the time. Features include sunshades or shelves (made of fabric and framed in aluminum) that allow the building to screen out sun and glare and "harvest daylight," as Ross Barney puts it. Heat and air-conditioned air are distributed using an under-floor distribution system that enables planning flexibility.

Unlike John Johansen's Mummers Theater (1970), an Oklahoma City landmark that always pleased architectural cognoscenti elsewhere but never won local acclaim, the new federal building is already recognized as an asset. Downtown OKC Inc. lists it along with the other urban redevelopment projects, including the popular Bricktown, that have totally transformed the southwest capital since the early 1990s—a sign that a grateful city has already embraced it as part of its future. ■



Visitors can actually enter the building's small lobby from either end before going through a single security area (top). Laminated-glass footbridges (right) allow people on upper floors to pass from one side of the building to the other.

MARAZZI  GROUP

TOTAL PRESENCE

www.marazzigroup.com

MARAZZI GROUP IS A WORLD'S LEADING MANUFACTURER OF CERAMIC TILES AND SANITARY WARE.

■ CREATIVITY

■ DESIGN

■ KNOWLEDGE

■ RESEARCH

■ QUALITY


■ TRADITION

■ TECHNOLOGY



CIRCLE #78 ON READER SERVICE CARD
OR GO TO WWW.LEADNET.COM/PUBS/MHAR.HTML

■ PEOPLE

■ CAPABILITY



Open for Business...Automatically.



Help your business pass the entrance exam by installing automatic doors.

Research proves that an overwhelming majority of consumers prefer automatic doors. And most consumers expect to find them in airports, hospitals, retail establishments, colleges/universities, hotels, and restaurants.

While customer preference is the primary reason to use automatic doors, there are many others.

Automatic doors provide access for everyone and create a positive first impression that tells your customers your business cares about their convenience.

And there is no need to sacrifice form for function. With so many different colors, finishes, and designs to choose from, it's easy to find an automatic door that enhances a business's unique style.

Automatic doors can be ADA compliant and allow you to welcome every person with an accommodating open door. Patrons appreciate and recognize the ease of access afforded by automatic doors.


You'll want to read about all 10 of the reasons why you should specify or buy automatic doors in our new brochure.

For more information or to receive a copy of our research on automatic doors visit www.aaadm.com or write 1300 Sumner Avenue, Cleveland, Ohio 44115


CIRCLE 76 ON READER SERVICE CARD OR GO TO WWW.LEADNET.COM/PUBS/MHAR.HTML

AAADM American Association of Automatic Door Manufacturers
www.aaadm.com

CIRCLE 79 ON READER SERVICE CARD OR GO TO WWW.LEADNET.COM/PUBS/MHAR.HTML



Joann Davis-Brayman
VP Marketing,
Commercial Ceilings
Armstrong



Sweets works for me.

“We trust and depend on Sweets to carry our product messages into the marketplace.”

Sweets. Your connection to the most comprehensive source of building product information. Any format. Any time. Anywhere. **Put Sweets to work for you.**

Register online for **FREE** access and searches for building products at **www.sweets.construction.com** or call **1-800-442-2258** now to reserve your 2005 Sweets Catalog Files.

Manufacturers: To learn more about including your products in Sweets, call us at 1-800-394-4309.

connecting people_projects_products

McGraw Hill
CONSTRUCTION
Dodge
Sweets
Architectural Record
ENR
Regional Publications

SAR104EU

Find us online at www.construction.com

The McGraw-Hill Companies

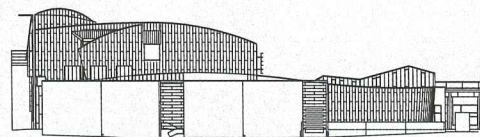


Weber State University – Ethel Wattis Kimball Visual Arts Center, Ogden, UT, USA, Client: Weber State University, Ogden, UT, USA, Architect: Prescott Muir Architects, Salt Lake City, UT, USA

RHEINZINK® – The Material with a Future

RHEINZINK® is a zinc copper titanium alloy that is environmentally friendly with unmatched longevity and elegance, making it the ideal building material. With many detail variations possible, RHEINZINK complements both traditional and modern architecture. Curvilinear surfaces can be clad with ease due to the material's

natural flexibility. At RHEINZINK, we take great pride in our customer support, providing technical assistance to both architects and installers. With a large number of installers throughout North America and material stocked in several states, craftsmanship and lead time is never an issue.



Visit us at
METALCON
 Las Vegas, NV
 Booth Number 535
 (Oct. 20-22, 2004)



CERTIFIED BY THE
 ASSOCIATION FOR
 ENVIRONMENTALLY
 PROOFED BUILDING
 PRODUCTS NUMBER OF
 CERTIFICATE Z.RHE102

RHEINZINK America, Inc., 955 Massachusetts Avenue, Suite 770, Cambridge, MA 02139
 Tel. +1 (617) 871-6777, Fax +1 (617) 871-6780, E-Mail: info@rhein-zink.com, www.rhein-zink.com

CIRCLE 80 ON READER SERVICE CARD OR GO TO WWW.LEADNET.COM/PUBS/MHAR.HTML



REG 2788-4CUSA

Museum Quartet

Four designs bring a new voice to the debate over what a museum should be

By Robert Ivy

Given the large number of pages devoted to contemporary museum design by the architectural press, you might wonder why ARCHITECTURAL RECORD is devoting more attention to the subject. Haven't we seen enough? Yet museums continue to proliferate across the international landscape, leading to the conclusion that, post-Bilbao, every municipality seems to want a smash.

Once clearly designated by function, primarily as repositories of discrete objects, museums are no longer constrained by familiar labels, allowing them to continually cross the line between traditional disciplines: The art museum doubles as civic emblem and as front porch, and the museum of history serves as interpretive center. Museums carry unstated semiotic messages, whether of politics or ethnic heritage. These formerly all-public institutions now actively court private partnerships. Purists may fume at a perceived weakening of standards, while museum directors eagerly seek new ways to attract the public, and mayors dream of potent new urban symbols.

Today, the museum-world debate centers on the institution's posture toward contents: Should the physical envelope provide a passive background for the ideas or artwork within, or should a museum (and its architect) emote or speak in its own architectural language? Directors, patrons, and architectural professionals are continually experimenting with a range of expressions.

Like other human institutions, museums are evolving. In a recent conversation with RECORD, the architect Daniel Libeskind asserted that museums are growing toward an important, as-yet-undefined new purpose, engaging a broader public and finding a new voice. The projects that follow demonstrate the ability of museums to reinvigorate existing structures and the surrounding landscape with new meaning. We will be covering other major examples in the months ahead, in a trend that continues to surprise.



- 1. Brooklyn Museum**
Polshak Partnership
- 2. Aomori Contemporary Art Center**
Tadao Ando Architect
- 3. Museo Picasso Malaga**
Gluckman Mayner
- 4. Danish Jewish Museum**
Studio Daniel Libeskind

PHOTOGRAPHY: © RICHARD BARNES (1); MITSUO MATSUOKA (2); DAVID HEALD (3); BITTER BRETT (4)

A new entrance by the **Polshek Partnership** opens the treasures of the **BROOKLYN MUSEUM** to a new generation of viewers

By James S. Russell, AIA

PROJECTS

For most museums, a new entrance is no big deal. But the 5,000-square-foot crystal arc that's just been added to the Brooklyn Museum is much more than a doorway: "This openness and transparency is about getting people to feel that they belong," said Arnold Lehman, the museum's director, in an interview.


Not long after he joined the museum seven years ago, he brought his wife, who took one look at the building's magnificent but fortresslike facade and declared it "like a ministry on a ring road in Moscow." The towering, 260-foot-long granite and limestone facade represented the apogee of the borough's gilded-age urban ambition (page 119). Over time, Brooklyn grew more industrial, more ethnically diverse, then poorer. Many of the great collectors moved on; visitors felt dwarfed in the vast, echoing spaces.

Lehman's ambition is to reflect the borough's vibrancy within these massive walls. He is trying to draw in its staggeringly diverse communities, especially those brimming with people who have never considered museumgoing a habit worth developing. "For generations, this building has signaled that it is about a specific group of people who know how to navigate it, who know how to interpret things."

Marrying the 19th century with the 21st

For James Stewart Polshek, the creation of an inviting entrance went beyond rectifying the crude removal, in 1934, of the museum's original entrance stair. It meant that the massive facade had to open up, admit light, and make passersby curious about what lies within. "And yet I couldn't ignore or make a mockery of what was there," he said. "We had to match in a 21st-century way the 19th-century excellence of the McKim, Mead and White design."

The transparent entry-pavilion design, with its stepped roof a "ghost" of a vanished grand stair, drew skeptics. Wouldn't the design simply create a bigger hole in a facade that needed stitching together, not additional amputation? Some historic preservationists lobbied for restoration of the old stairway. Lehman and Polshek rejected that option. "The original stairs were double the height of the staircase at the Metropolitan Museum," Polshek explained. "It's much higher than we could expect people to comfortably climb. And you couldn't easily create



access with dignity for older people or those with disabilities." Added Lehman, "We don't think you should have to ascend to art."

In drawing a broad arc in plan, then crossing it with a radial oriented to a subway entrance, the architect shifted the old frontal doorway to face the direction from which most people would enter (plan, page 122). The Museum and Polshek persuaded the transit authority to swivel the subway stair to face the museum. Polshek added benches and shade trees that attract mothers with toddlers and teenagers seeking a quiet place to

Project: Brooklyn Museum Entrance Pavilion and Plaza, Brooklyn, N.Y.

Architect: Polshek Partnership—James S. Polshek, FAIA, Duncan R. Hazard, AIA, Don Weinreich, AIA, Robert D. Young, AIA, David E.


Tepper, R. Craig Mutter, AIA, Robert S. Condon, AIA

Consultants: Robert Silman Associates (structural); Jaros Baum & Bolles (m/e/p);

Contractor: Bovis Lend Lease



Masts suspending a canopy (opposite) signal the entry into the Brooklyn Museum's new light-flooded lobby (this page).



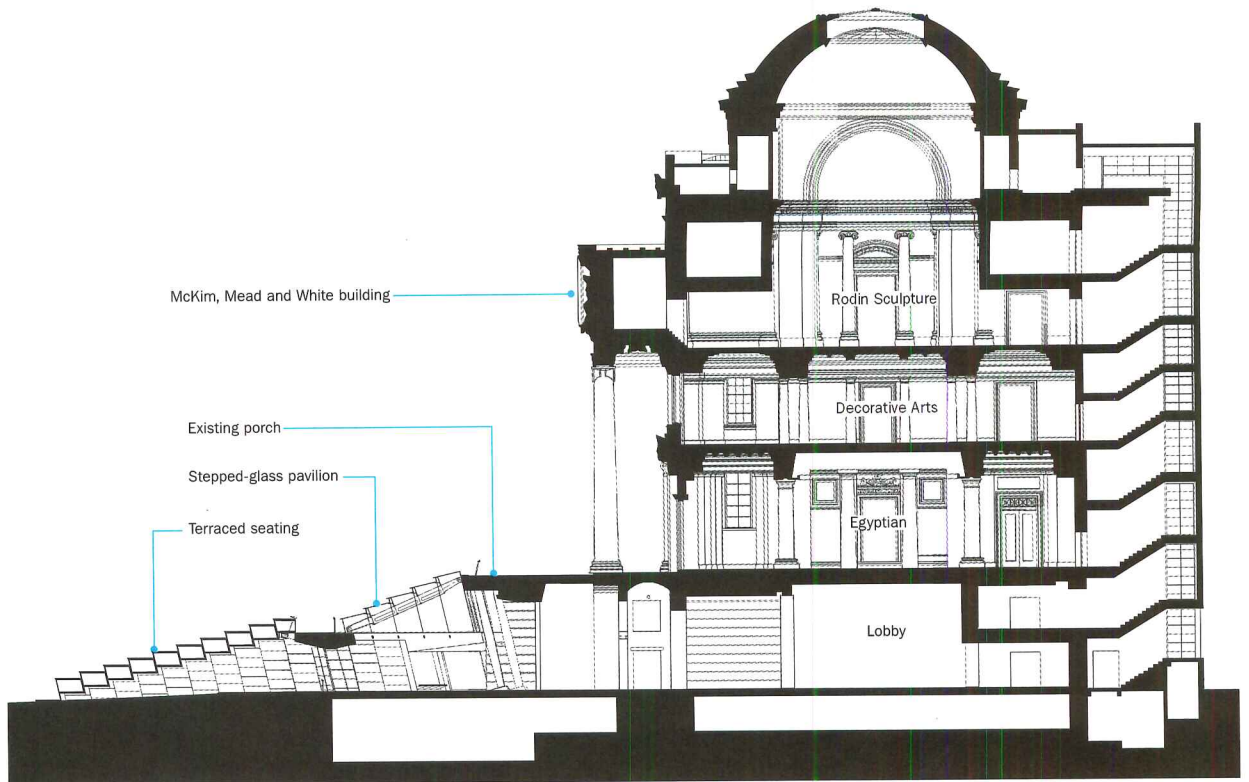
read. An amphitheater ascends the northeast quadrant of the arc, beckoning passersby from the opposite direction to take in the theater of the street with its sun-bathed steps and the impish fountain by WET Design. “Arnold asked for a great public space,” explained Duncan Hazard, Polshek’s managing partner. “This is the museum’s gift to the city.”

As built, the entrance could never be thought the empty void the critics feared. The “water white” glass of the curving wall under the roof cants outward to make the facade reflection-free, inviting people to check out the activity within. At the top of the amphitheater, a walkway over the entrance—the architects call it a *passerelle* (footbridge)—begs to be explored. From the walkway, people peer inside, their reflections bobbing along the vertical strips of glass in the roof. Those within stare back, or follow the roof walkers’ reflections, which multiply, flutter, and evaporate. This quiet bustle doesn’t mean the grand old building gets lost. As you enter, your gaze is actually drawn upward to the massive pilasters and entablature of the old facade. The museum no longer acts as if it has permanently hauled up its drawbridge.

Advertising Brooklyn’s new vibrancy


Within the light-filled lobby, Polshek’s team displayed the brick piers that support the massive portico above. Visitors feel this evocation of ancient Roman monumentality as they make their way through the narrow passages between the piers to the spacious, double-height lobby. “We contrasted the basic primitive mass of the brick piers with the technical

The great porch (below) is not open to the public, but it has been preserved. Behind the “two-story” facade lies five intricately worked levels (section, right). The pavilion occupies what was once a driveway fringed with scrubby grass. Polshek has added a wood-clad stepped amphitheater (opposite, top). Near the door, shaded benches welcome passersby. The low, curved planters leave a clear vista into the glass pavilion (opposite, bottom).



SECTION LOOKING EAST





FROM GRAND CIVIC PALACE TO GILDED-AGE SURVIVOR

Brooklyn may have looked bucolic as the first wing of what was then called the Brooklyn Academy of Arts and Sciences rose in 1898 (top). Its gigantic portico and mighty dome promised the likes of the Louvre, the British Museum, the Hermitage—in short, a grand civic palace. But Brooklyn, instead, became gritty Flatbush Avenue and industrial Red Hook, famous for the Dodgers and Coney Island rather than Degas and Corot. Only a sixth of the museum's Beaux Arts plan, by McKim, Mead and White, was realized, from 1897 to 1915 (middle). The range of galleries running along the long main facade is backed by only one of four planned gallery-wrapped courtyards.


When constructed, three massive tiers of steps rose an intimidating 28 feet to the portico. Severely deteriorated by the 1930s, they were removed in 1934 and a new street-level entrance was punched through the portico base (bottom). Not only did it mar the facade, it delivered patrons into a dimly lit no-man's-land: "What used to be the back of the auditorium," said Lehman. *J.S.R.*

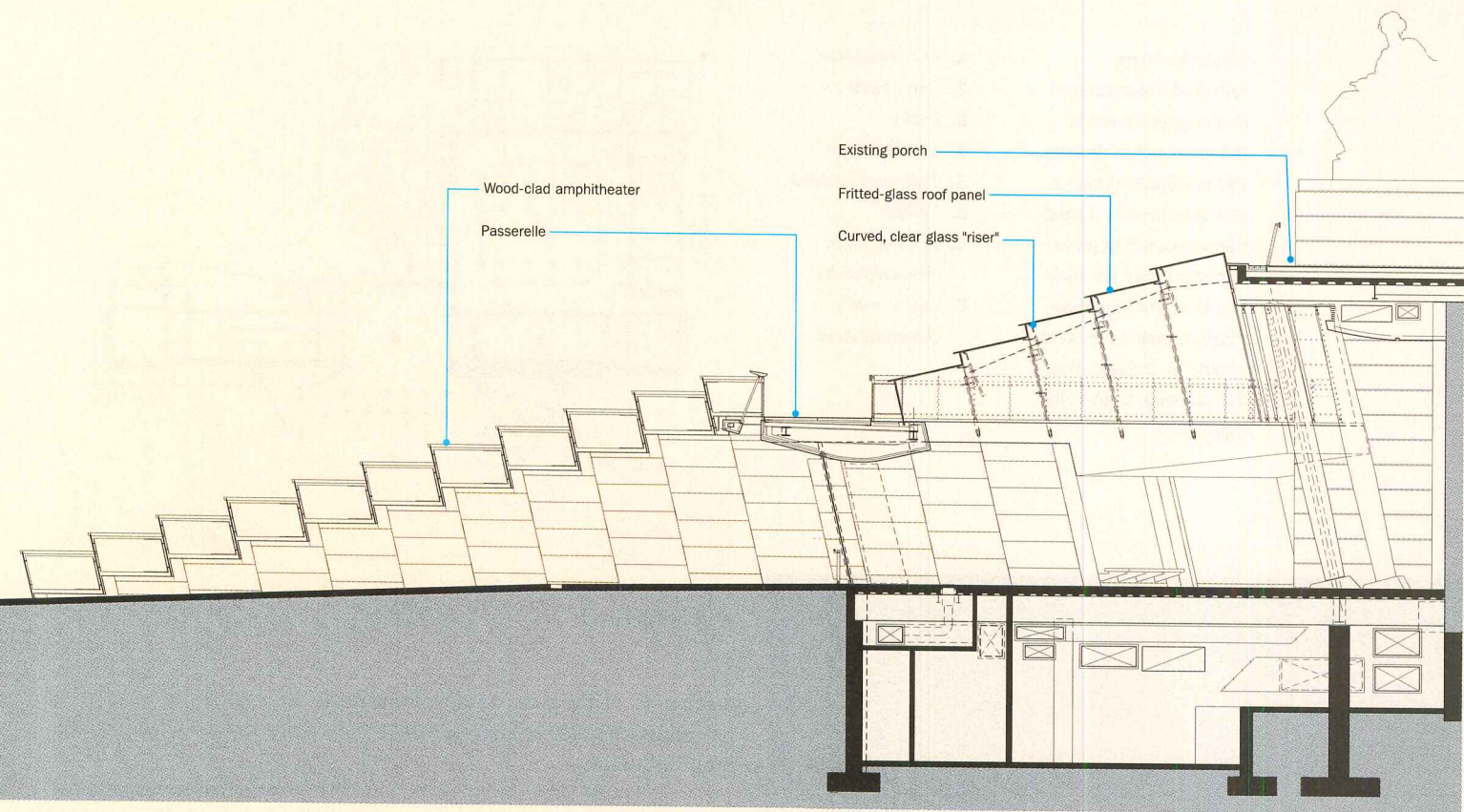
It took "about a zillion" tries to detail a "jewel-like necklace"

How to make an entrance that is transparent yet substantial enough to hold its own against the original building's grandeur? The inspiration came, said Duncan Hazard, Polshek's managing partner, from Pennsylvania Station, a demolished masterpiece by McKim, Mead and White, the museum's original architects. "The glass-and-steel train shed wedded to the great Roman temple in front was a wonderful combination," he explained.

Polshek collaborated with Dewhurst MacFarlane, engineers specializing in glass construction. "Though they would have liked nothing better than to build the whole structure out of glass," explained David Tepper, a project architect at Polshek, "we preferred a combination of steel and glass because it made a richer reference to the Beaux Arts tradition." No obvious solutions presented themselves, however. "The hybrid nature of this structure was its biggest challenge," adds Tepper. "It was difficult to quantify and difficult to analyze." Asked how many iterations were studied, Hazard replied, "About a zillion."

As built, thin steel rafters radiate from the existing building and support the fritted-glass roof panels. Curved 1-foot-high transparent glass panels act structurally as beams and visually as the roof steps. TriPyramid Systems, a company that has turned yacht-hardware expertise to the design of elegant glass-wall supports, devised the fretwork of cables, fittings, and stainless-steel king posts that tensions the flangeless metal rafters. At the sides of the glass shed, the designers introduced horizontal trusses into the roof-support system, laterally "suspending" the tensioned beams in between. Polshek compares the entry's "jewel-like" construction to a necklace. *J.S.R.*



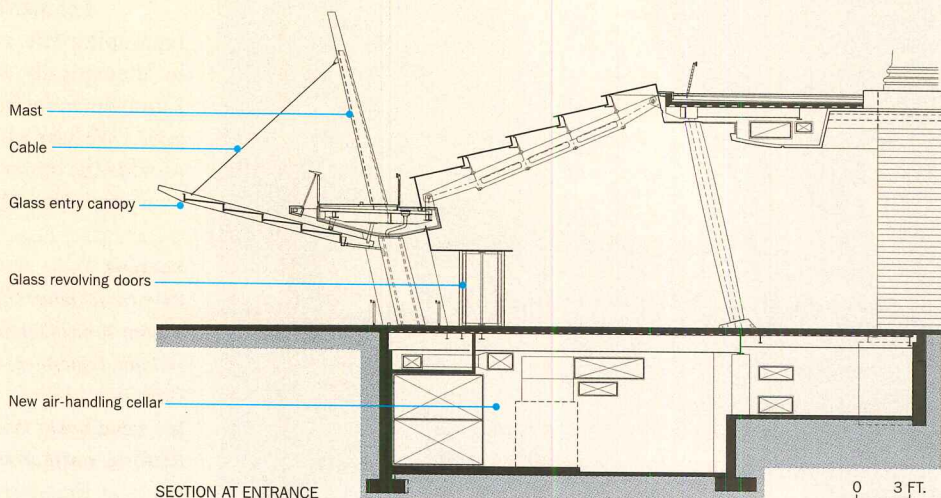



SECTION AT AMPHITHEATER

0 3 FT.
1 M.



Fritted glass clads the pavilion's stepped shed (opposite, right). The risers' curved, clear glass reflects those strolling the *passercelle* (near left). It invites visitors from the amphitheater (drawing, above). Masts suspend the entrance canopy via cables (drawing, below). Under the glass, stainless-steel cables and rods stiffen gray-painted metal rafters (bottom left). A horizontal arch anchors the glass-support assembly at each end (far left).



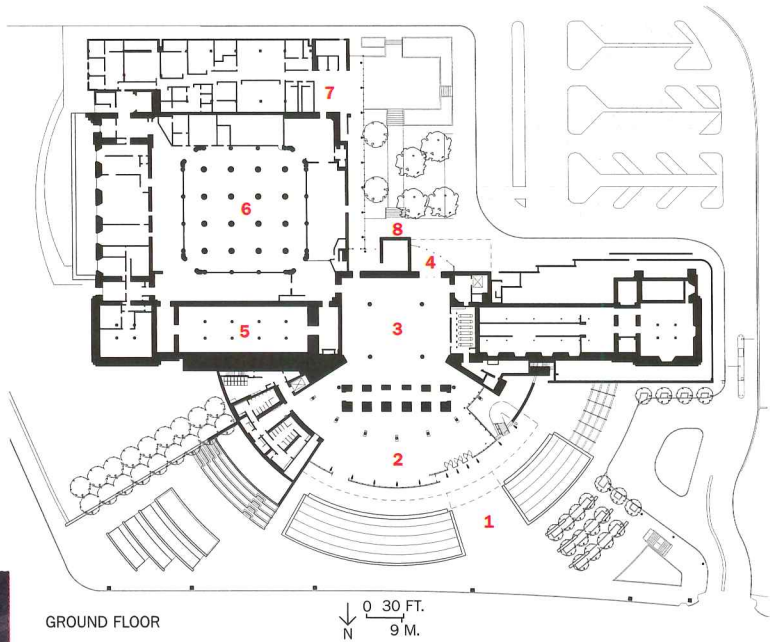


SECTION AT ENTRANCE

0 3 FT.
1 M.

Polshek's team revealed the massive masonry piers under the great porch (below). The pavilion's expansive interior fills during the museum's popular First Saturday (of each month) festivities (bottom). As well as inviting people in, it opens the the museum to the city (opposite).

1. Entrance plaza
2. Entry pavilion
3. Lobby
4. Parking entry
5. Temporary exhibit
6. Exhibit
7. Existing main elevators/stairs
8. Future main elevators/stairs



derring-do of the glass,” explained Hazard. The angled end walls of the pavilion slice into this lobby behind the masonry, drawing daylight deep into the building.

The \$63 million project included much unglamorous remediation. Yet-to-be-funded air handlers will fill space carved out under the entry pavilion. They will supply museum-quality climate control to the many galleries that are not yet air-conditioned. To separate pedestrian and auto movements, parking and drop-off areas were routed to the rear, where a second entrance was relocated so that all patrons will arrive in the remodeled main lobby. Nearing completion at press time, the lobby itself continues the public “invitation” that the entry promises by offering extensive guidance—both human and electronically interactive.

The Brooklyn Museum has much left to do. Realizing the potential of its extraordinary collections and its magnificent building will take more patience. (Polshek has been working there since 1986, when he and Arata Isozaki won a competition for a master plan.) But Brooklyn itself is changing rapidly, and Lehman sees the entrance as the most tangible advertisement of his agenda to link the museum’s treasures with the life of the city. The inaugural exhibition for the new entrance, *Open House: Working in Brooklyn*, “celebrated the borough as a focal point for contemporary art in U.S.,” explained Lehman. After all, he added, “The majority of New York artists now live and work in Brooklyn.”

Lehman’s team has also been reinstalling the collection and regrouping key works—such as 1,300-year-old Andean tapestries—in thematically decorated rooms. *New York Times* critic Michael Kimmelman found this art installation tasteless, but Lehman is unapologetic. “We have a huge opportunity with underserved audiences. That we provide the opportunity for people to look at art and relate to it in their own way is both the greatest challenge and the greatest reward.” ■

Sources

Pavers: Hanover; Liberty Marble
Stone: Branco Quartzo Granite; Indiana Limestone; Mesabi Black Granite
Ipe wood deck: Pau Lope
Roofing, waterproofing: Carlisle (built-up, elastomeric)

Glass and skylights: Pilkington (skylight and storefront glass); We&W Glass Systems (curved glass, revolving doors)


For more information on this project, go to Projects at www.architecturalrecord.com.



By Naomi R. Pollock, AIA

Filling the northern tip of Japan's Honshu Island, Aomori Prefecture is better known for apples than architecture. But the completion of Tadao Ando's Aomori Contemporary Art Center (ACAC) has helped to put the agricultural outpost on the proverbial architectural map. The country's first artist-in-residence facility, the ACAC is a serene haven where potters, printmakers, and other talented people come to hone their craft surrounded by nature.

While the ACAC needed an institutional presence, its built form had to be a blank canvas on which the artists could work and a benign intrusion that could meld with the landscape. To Ando, achieving these divergent goals called for an "invisible architecture" made of "pure geometric forms that are without a trace of arbitrariness." True to Ando's words, each of the three programmatic pieces—places for artists to work, display their art, and live—is housed in its own building, whose simple shape is neither jarring to the eye nor entirely inconspicuous. As a whole, the buildings' clean lines and quiet materials are at peace with their setting and underscore the natural beauty all around them.



Located on the outskirts of Aomori City, adjacent to the Aomori Public College, the ACAC occupies a secluded, hilly parcel surrounded by forest. From November to March, the site is blanketed with snow, but in summer it blossoms with flowers and trees. Leaving behind the sight and sound of cars, a trellised arcade guides pedestrians from the road to the heart of the complex: a two-story, circular building that holds the gallery, amphitheater, and administrative offices. From there, the land slopes downward to the bar-shaped studio and the dormitory buildings.

Naomi R. Pollock is *RECORD's* special international correspondent in Japan and the coauthor of *Japan 2000: Architecture and Design for the Japanese Public*.

Project: Aomori Contemporary Art Center, Aomori, Japan


Client: Aomori City

Architect: Tadao Ando Architect & Associates—Tadao Ando, principal; Hironobu Wakayama, design team

Engineers: Kanebako Structural

Engineers (structural); P.T. Morimura & Associates (mechanical/electrical)

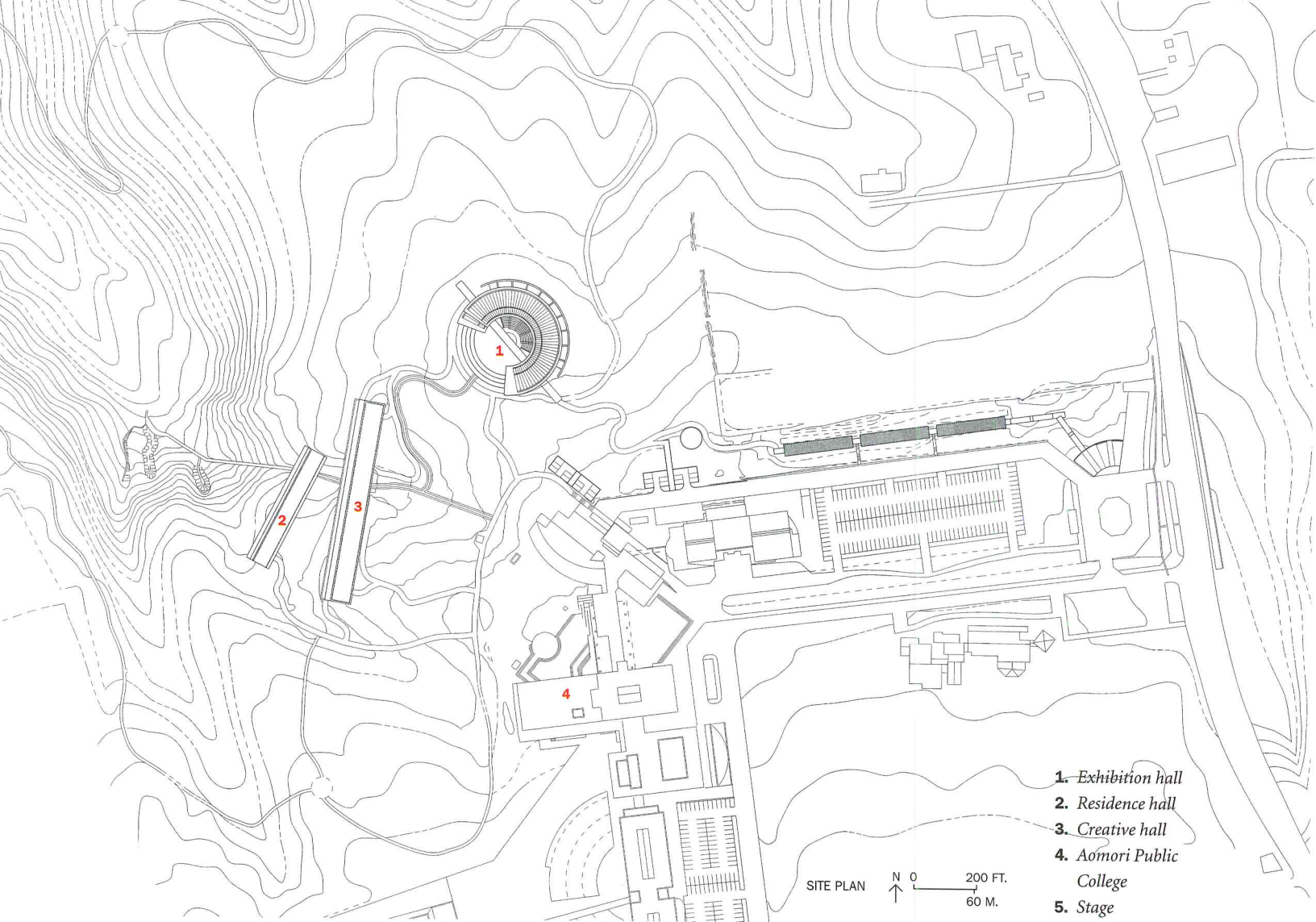
General contractor: Takenaka Corporation, Marukisaitogumi Company, and Yamaguchi Corporation Construction joint venture



Tadao **Ando** bridges nature and structure at
the **AOMORI CONTEMPORARY ART CENTER**
in the wooded hills of northern Japan



The three-building complex nestles in a forest at the base of the Hakkodasan Mountains (opposite). Ando kept the circle of the amphitheater (above) incomplete, so its space would flow out toward the hills.

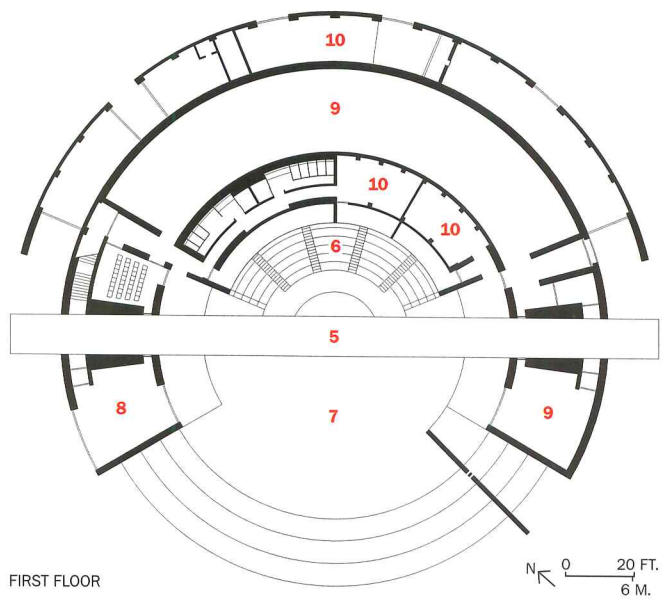


- 1. Exhibition hall
- 2. Residence hall
- 3. Creative hall
- 4. Aomori Public College
- 5. Stage
- 6. Seating
- 7. Terrace
- 8. Library/tearoom
- 9. Exhibition gallery
- 10. Storage
- 11. Staff office

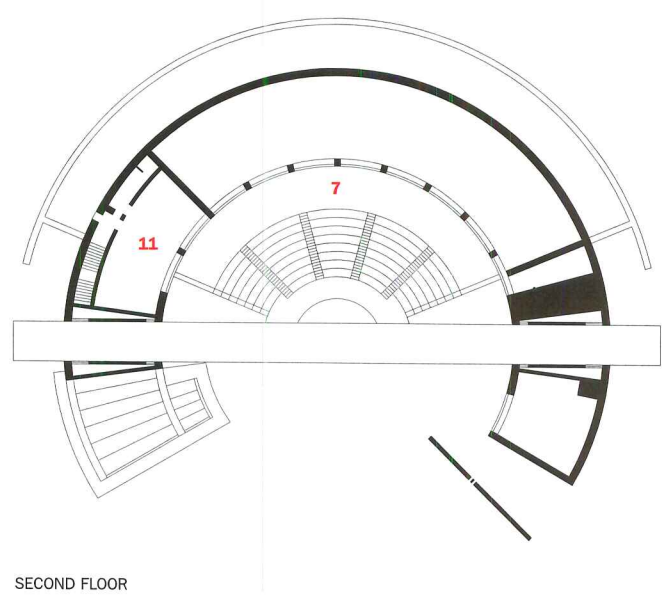
Ando used the natural topography of the art center's rolling 65-acre wooded site to embrace the three

buildings and root them in the landscape (site plan, above). A shallow pool in the center of the

gallery/amphitheater building also helps connect the realm of architecture with that of nature.



FIRST FLOOR



SECOND FLOOR



Arched trellises protect walkways and allow plants to become part of the architecture (left and middle). Water, in the form of a natural stream (bottom) and an artificial pool (opposite) are essential to Ando's design.



Although Aomori City's mayor originally had his heart set on building an art museum, budget constraints made that impossible. So he consulted with Goji Hamada, an internationally known performance artist and the current director of the ACAC, who suggested making an artist-in-residence center instead. Because it would not require a permanent collection, such a center would be cheaper in the long run and enable local citizens to interact directly not just with art but with artists. "If an artist comes here, his influence will continue to propagate like a pebble in a pond," explains Hamada. The mayor agreed and initiated an invited competition, which resulted in Ando's selection.


While Ando was in charge of the architecture, Hamada authored the program. He envisioned a place where up to eight artists from all over the world could live and work for three-month stints. In exchange for room, board, studio space, and supplies, the visitors present their projects to the public via exhibitions, performances, lectures, and workshops.

During their tenure at the ACAC, artists are free to make and display their pieces anywhere on-site, providing there are no permanent changes to the property; trees, terraces, and rooftops are all fair game. Many artists show their work in the crescent-shaped exhibition hall, whose concrete surfaces can accommodate everything from ceiling-suspended sculptures to floor-based installations.

Other participants choose the amphitheater. An outdoor room, it is clearly defined by tiered wooden seats and the two-story building embracing it on either side. At the same time, it is completely open to the sky. Juxtaposing the natural and the man-made, the would-be stage is actually a shallow, stone-covered pool that fans out toward the trees. Terraced like a rice paddy, the shimmering surface cascades over the edge. While the water is continually recycled, the image of flowing liquid metaphorically turns into sloping land. Artists who do not want to get their feet wet can perform on the narrow concrete strip hovering above the water. Cutting across the circular plan's diameter, it doubles as the circulation spine for the building as a whole.

Taking the water motif one step further, the studio and dormitory are both bridge buildings spanning small streams. While the





The circular exhibition hall has clerestory-lit gallery space (this page and opposite) for temporary displays of art. Ando hopes artists will use both indoor and outdoor spaces for exhibiting their work.

dormitory comprises blocks of bedrooms at either end and a communal dining area in the middle, the 430-foot-long “creative hall” is essentially one big atelier that contains an open work area anchored by a wood shop at one end and an informal lecture hall at the other. Specialized rooms for photo processing, printmaking, paint mixing, and sound recording round out the program. “If we don’t have what the artists need, we get it,” sums up Hamada.

Echoing the traditional Japanese *engawa*, or veranda, a covered, exterior porch runs the length of the building. Open on one side and enclosed with glass on the other, the porch is also the primary lighting source. “Natural light varies according to season and time,” says Ando. “This too can stimulate artists.”

Designed to minimize its impact on the soil, the studio’s poured-in-place concrete structure follows the example of highway construction, using as few foundations as possible. Another technical innovation was using snow—the area gets 23 feet annually—to cool the building. At the end of the winter, snow is piled up in a large storeroom behind the gallery, where it gradually melts during the summer. Mechanical blowers then distribute the storeroom’s cooled air throughout the building.

Just as Ando has carefully blended building and site, Hamada has bonded the ACAC with its community. Unlike many of the cultural centers built in Japan in the 1990s, which were strong on architecture but weak on programmatic follow-through, the ACAC lures local citizens to sketch the buildings, see exhibitions, and enjoy the scenery. Ando’s architecture fosters these activities and should keep people coming back again and again. ■

Materials

Exterior walls: Exposed concrete with fluorine resin paint; steel panels; phosphating galvanized steel sash

Exterior paving: Cinder concrete with trowel finish


Exterior ceilings: Concrete with fluorine resin paint

Interior flooring: Cinder concrete with trowel finish; wood boards

Interior walls: Exposed concrete; plasterboard

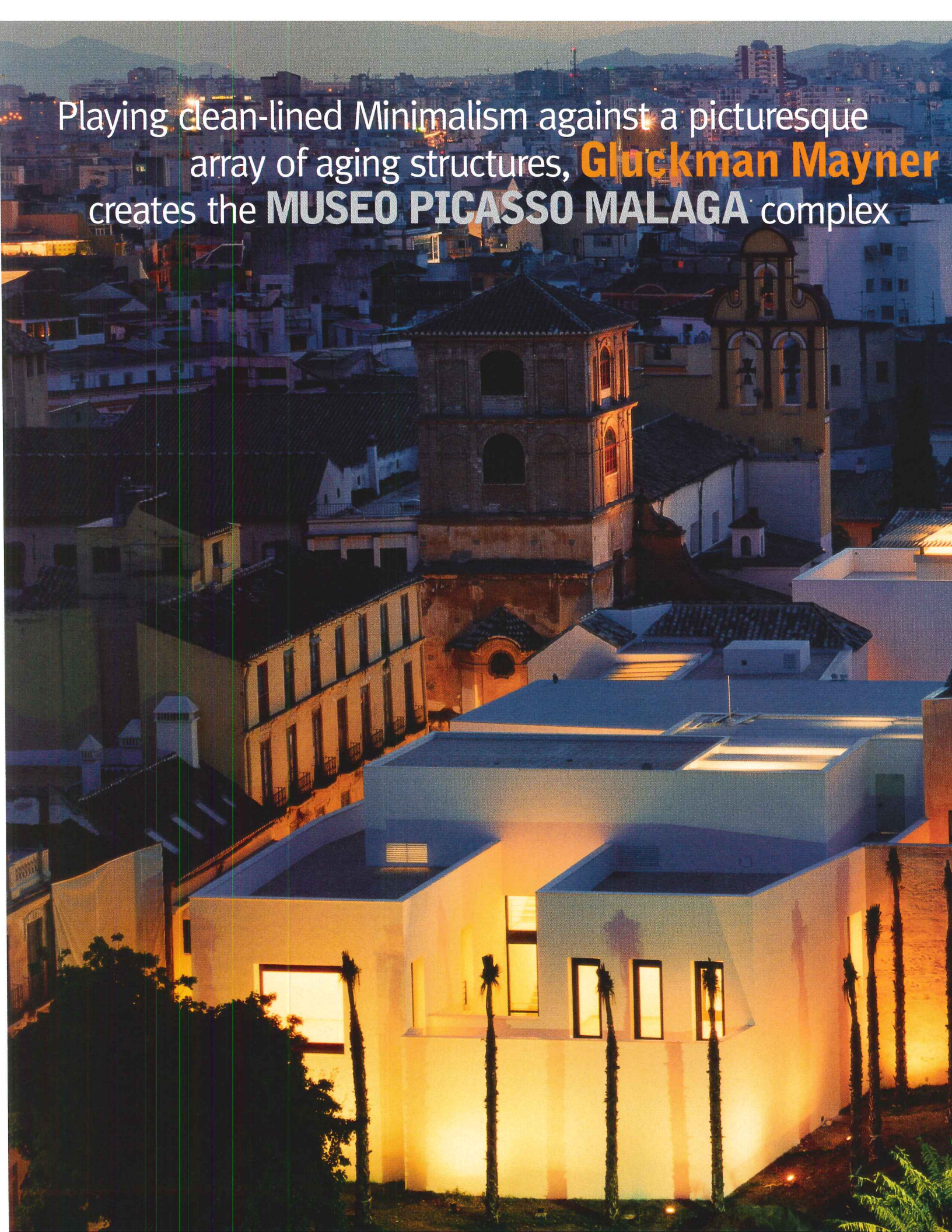
For more information on this project, go to Projects at www.architecturalrecord.com.

PHOTOGRAPHY: COURTESY TADAO ANDO (RIGHT SPREAD)






Playing clean-lined Minimalism against a picturesque array of aging structures, **Gluckman Mayner** creates the **MUSEO PICASSO MALAGA** complex





The museum's context is low-rise and dense, incised by narrow streets veering off at oblique angles. Punctuated by occasional towers, the urban

fabric evolved loosely over time. Gluckman preserved his site's piecemeal sensibility, while juxtaposing Minimalist precision with older forms.



By David Cohn

PROJECTS

Can an architect Richard Gluckman apply to 16th-century European palaces the methods he developed for transforming obsolete New York City industrial buildings into spaces for art? The seasoned gallery designer put this question to the test when he, along with local architects Isabel Cámara and Rafael Martín, won the commission to adapt the Buenavista Palace into the Picasso Museum in Malaga, Spain.

Picasso was born in Malaga, and the idea of bringing his art here inspired his daughter-in-law, Christine Ruiz-Picasso, and her son Bernard to donate a large part of their personal collections to the city. Their decision culminated a long courtship led by Carmen Giménez, the museum's first director and overseer of this architectural conversion. Ruiz-Picasso selected the structure herself, mainly for its location in the city's oldest area, between Picasso's birthplace and the cathedral, and for the intimacy of its interior. At the time, the badly deteriorated building contained the Museum of Fine Arts. (Its collections now lie in storage, pending relocation.)

At first, the architect's intervention involved renovating the 24,000-square-foot palace and, on the site of a 1950s patio, creating a two-story, 19,000-square-foot wing for temporary exhibitions. As the project evolved, however, Giménez acquired several unrelated buildings to the east of the palace, all in poor condition. Here, the architects cobbled together a pictur-

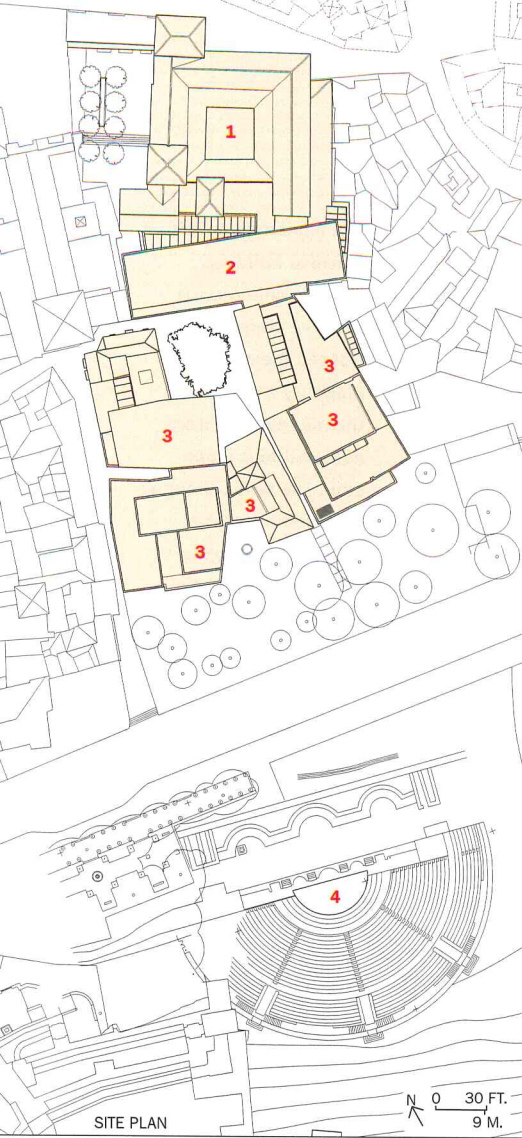
esque, 37,000-square-foot collection of structures—some new and others heavily restored or gutted—preserving original facades and massing wherever possible. This cluster, now housing galleries, an auditorium, offices, educational facilities, a library, and a shop, surrounds a court (centered on an ancient fig tree) that connects the ancillary buildings to the palace. During construction of this complex, archaeologists uncovered in the palace cellar rare in situ remains of the ancient Phoenician city wall, circa 700 B.C., as well as Roman and Muslim structures, which are all now open to visitors.

The Buenavista Palace's checkered history gave the architects a surprisingly free hand in its restoration. Though the 1530 stone facade—combining primitive Renaissance details with a Mudejar, or Moorish-style, tower—has survived, the palace suffered many uses and abuses over the years. In the 1950s, the building, then a near ruin, underwent drastic alterations during its first conversion into a museum. With the exception of the

Project: Museo Picasso Malaga, Spain
Architects: Gluckman Mayner Architects—Richard Gluckman, FAIA, principal; Martin Marciano, project architect; Elena Cannon, Celia Chiang, Srdjan Jovanovic-Weiss, Taro Narahara, Ruso Panduro, Amina

Razvi, Joao Regal, Elizabeth Rexrode, Kaori Sato, Nina Seirafi, Tameki Uchikawa, Thomas Zoli, project team
Associate architects: Camara/Martin Delgado Arquitectos
Engineer: Arup
Landscape: Maria Medina

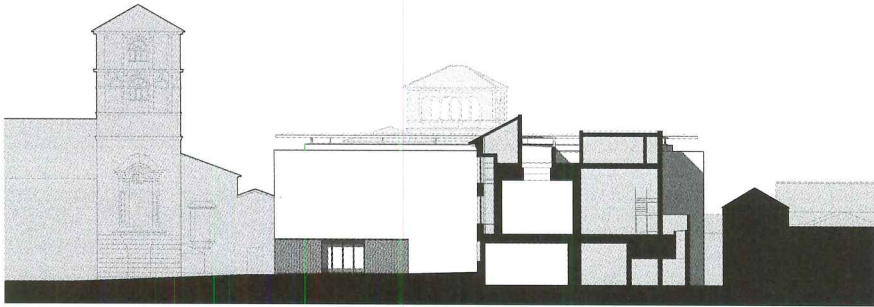
David Cohn is RECORD's correspondent in Spain.



- 1. Existing palace
- 2. New wing: temporary exhibitions
- 3. Incorporated ancillary buildings
- 4. Roman amphitheater

Fixed anodized-aluminum louvers provide sun protection over the skylight and roof of the museum's temporary-exhibitions wing (opposite and this page, bottom). The roof deck will likely provide a venue for catered public receptions. Expansive views from this perch take in the scenic jumble of surrounding rooftops, as well as the cathedral's dome and spire (top).

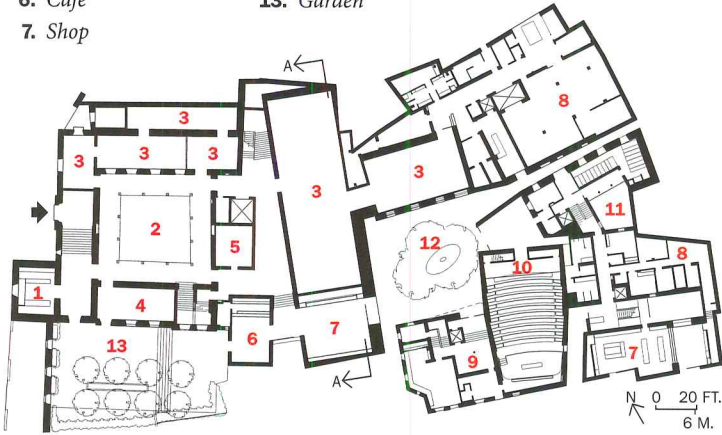




SECTION A-A

0 20 FT.
6 M.

- | | |
|-------------------|---------------------------|
| 1. Ticket counter | 8. Storage |
| 2. Patio | 9. Education |
| 3. Exhibition | 10. Theater |
| 4. Reading room | 11. Library |
| 5. Video | 12. Court (with fig tree) |
| 6. Café | 13. Garden |
| 7. Shop | |



FLOOR PLAN

N 0 20 FT.
6 M.

The museum's administrative building, clad in white stucco (below), stands in contrast to the rougher masonry exterior of the museum's library, adjacent to it (opposite). The patio, though modified over time, occupies its original 16th-century location in the palace (bottom).





handsome original patio—featuring marble columns with exquisite Ionic capitals from 16th-century Italy—and impressive wooden ceilings with elaborate Mudejar joinery, most of the remaining interior details and finishes were of recent vintage and poor quality, according to the architects. Such elements included the floors, moldings, and much of the woodwork.

Peeling back the 1950s ornament and finishes, Gluckman approached the restoration, he says, with an intent to “quiet down” the spaces and draw out their most favorable proportions to create a neutral setting for displaying art. At times, however, he may have taken this approach too far, trying to smooth out, perfect, and otherwise adjust the palace, rather than acknowledge the idiosyncrasies that distinguish it. From the patio, he removed a modern fountain—with the potential for gurgling and animated reflections of water—and modeled the court’s spare restoration on a similar Andalusian example in New York City’s Metropolitan Museum of Art. Though unassailable as a historic source, the form is now quite removed from the traditional spatial connections and characteristics of such patios in southern Spain. The surrounding galleries, now home to the permanent collection, had opened onto the central space, but Gluckman has linked them in an independent circuit for reasons of climate control and circulation.

In the interests of proportion and axial alignments, the architect says, he adjusted other openings and demolished some interior walls. After stripping the gallery walls to the masonry, he refinished them in plaster without moldings, and separated them from the floors with his signature reveals.

Certain original doors remain, but the fenestration all had to be replaced with wooden replicas to accommodate double glazing. One of the palace’s various window configurations served as the prototype. In a welcome touch of local color, woven hemp mats, or *esterones*, hang outside the windows to filter in daylight.

To tone down the floor and prevent reflected color from interfering with the paintings, Gluckman explains, he replaced the traditional patterned ceramic tiles, installed in the ’50s, with large pieces of pale marble. Also in a measure to calm the spaces and defer to the artwork, the architect stained the beamed ceilings, the gallery’s most distinctive feature, a recessively dark brown—even darker than traditional Spanish woodwork. His modern mechanical interventions appear equally discreet, with ceilings carefully pierced for lighting and smoke detectors—an option the architect considered less obtrusive than visible track systems. Window seats, ceiling borders, and perforated marble grilles conceal air supplies and returns.

The new wing, for temporary exhibitions, allowed Gluckman to create large, Modern spaces, which, he says, offer the functional flexibility for large-scale contemporary work, as well as a vivid spatial contrast to the “actually quite small (by today’s standards)” palace rooms. A central skylight, veiled with a 16-by-96-foot, taut cotton scrim, dominates the high, open upper gallery. Here, no other details intrude on the grand Minimalist play of space, proportion, and light. Above the scrim, two layers of double glazing and motorized shades, and a crown of fixed, anodized-aluminum louvers—

Views from the interstitial space between the palace and new construction reveal a stair with steel-plate rails (right) and stretched-cotton gallery ceilings

(below), installed beneath the skylights by sailmaker Farley Fontenot. In the palace, centuries-old wood ceilings (bottom and opposite) remain.



an assemblage consciously inspired by Renzo Piano's Cy Twombly Gallery in Houston—temper the Mediterranean rays. A double-height, skylit atrium, separating these galleries from the palace, gives access to a café, a garden by Maria Medina, and the fig-tree court.

Gluckman relishes the contrast between the large, new galleries and the intimacy of the original palace, but this contrast can sometimes seem rather aggressive. While the architect, in the curatorial interests of showing art in a neutral setting, went to considerable trouble to quiet the character of the palace galleries, the dramatic scale shift to the new spaces claims a great deal of attention in its own right.

The paintings and sculptures in the permanent collection are largely family pieces, portraits and domestic scenes that Christine Ruiz-Picasso selected for herself from the master's legacy, with dogs, cats, and other charming details, and they are dimensioned for a conventional home, so the palace's galleries suit them well. But this visitor, at least, missed a bit of the rooms' own warmth and color—the sounds of a fountain in the patio perhaps, or a few of the curious details, misalignments, and inconveniences that the architects so carefully corrected. Clearly, the 1950s interventions, with their abundance of ill-conceived details, did a disservice to the palace's authentic character. And Gluckman cleaned up those intrusions with high-quality materials and careful detailing. But the aim of eliminating distractions in the service of art, if too zealously applied, can also damage our experience of historic spaces. ■

Sources

Windows: *La Navarra Tallar (custom)*

Glass: *Saint Gobain; Okalux*

Lighting: *Erco; Ignuzzi; Isometrix*

For more information on this project, go to Projects at

www.architecturalrecord.com.



TARIFAS

PROYECCIÓN PERMANENTE 4,80 €
EXPOSICIÓN TEMPORAL 2,50 €
CONFERENCIA 3,00 €



RESERVA CON EL PRECIO DE ENTRADA:
MAYORES DE 65 AÑOS
JÓVENES ENTRE 13 Y 18 AÑOS (AUTOLIMITADOS POR UN ADULTO)
ESTUDIANTES (CON COPIAS DE MENOS DE 2 AÑOS)
GRUPOS DE MÁS DE 20 PERSONAS (PRIMA SOCIAL)

ENTRADA GRATUITA:
NIÑOS MENOS DE 10 AÑOS (ACOMPANADOS POR UN ADULTO)
CARRERA DEL MUSEO

100 000 000 000 000



INFORMACIÓN



The museum occupies the renovated Royal Boathouse built by King Christian IV in the early 17th century (opposite). Brick vaults (right) rise dramatically above the skewed walls of birch panels and slanting oak floors of the new museum space.



Studio Daniel Libeskind skews walls and slants floors in a former boathouse to heighten the experience of the **DANISH JEWISH MUSEUM** in Copenhagen

By Nicholas Adams

Lucky is the wanderer who finds the gate into the garden of the Royal Library in Copenhagen. Shielded behind high brick walls is one of the great oases of downtown Europe. Cool, wet weather gives the trees that extra shot of green. The traffic is sufficiently distant so that the gentle splash of water from a fountain dominates any urban noise. Nearby, a large bronze statue of the great Danish philosopher Søren Kierkegaard sits in (uncharacteristically) peaceful meditation. *Rus in urbe*—the countryside in town.

Along one side of this garden oasis, Studio Daniel Libeskind has shoehorned a small new museum into the brick Royal Boathouse built in the early 17th century. Originally part of the old Arsenal adjacent to the Royal Palace, the new Danish Jewish Museum barely ripples the tranquillity of the south side of the garden. Only six granite blocks splayed across a slanted apron with white strips along the pavement, plus a simple signpost and a massive bronze door inscribed with the word *Mitzvah*, mark the entrance.

Mitzvah means “a good deed” or “the duty to do the right thing” in Hebrew, and it is a surprising theme for a museum dedicated to the long and relatively peaceful history of the Jews in Denmark. Whose good deed and what right thing, one wonders? The reference is specifically to the events of October 1943, when thousands of Danish Jews crossed the narrow straits of the Oresund separating Denmark from Sweden to escape the Nazis. (Among those who fled were the young Arne Jacobsen, a Jew, and Jørn Utzon, who had Jewish family members.) Aided by local resistance leaders, alerted and protected in some cases by their Christian neighbors, this rescue represented the only instance in World War II when a national population collaborated systematically to help Jews escape. And, as Hannah Arendt famously noted in *Eichmann in Jerusalem* (1963), this was the only instance in which a Jewish population acted to save itself. More than 7,000 Danish Jews survived the war, more than 90 percent of the country’s Jewish population. The mitzvah of the Danes in 1943 provided Daniel Libeskind with the thematic heart of the museum: The letters of the word not only

Nicholas Adams is professor of architectural history at Vassar College. He is writing a book about Gunnar Asplund’s Law Courts in Gothenburg, Sweden.



form the logo at the door, but their jagged shapes interlace abstractly to generate the cranked corridors and exhibition spaces within.

The ground floor of the old boathouse approximates a square, measuring 80 by 80 feet, with a rectangular bite taken out for bathrooms, which leaves a stumpy L-shape for display. (Storage and administrative facilities are off-site.) Iron rings attached to the old brick groin vaults indicate that the space may have been intended for boat storage. Nevertheless, round holes at the crowns of the vaults for the escape of smoke attest to its sub-

sequent use as a workshop as well.

This is not a museum of conventional galleries. Visitors enter the building as a Dane might have entered a boat in 1943 to make the dangerous trip across the waters to Sweden. They are greeted by a prowlike ticket booth and are then directed past a cloakroom to a small video room. Once museumgoers have viewed the videos, they pass into the twisted hallways and passages. The spaces foster movement and transit, without creating a frantic quality. For *Space and Spaciousness: An Exhibition About Jews in Denmark*, on view for the next year or so, visitors walk through five areas defined by thematic content. The displays in the vitrines are accompanied by text/image touch screens.

Libeskind stripped the interior down to the bare brick walls and then clad the walls of the gallery spaces in light brown Norwegian birch panels, which in turn are attached to black chipboard and supported by metal stud walls. Rising to different heights, the canted and pitched walls give the visitor a sense of being enclosed by the abstracted forms of the

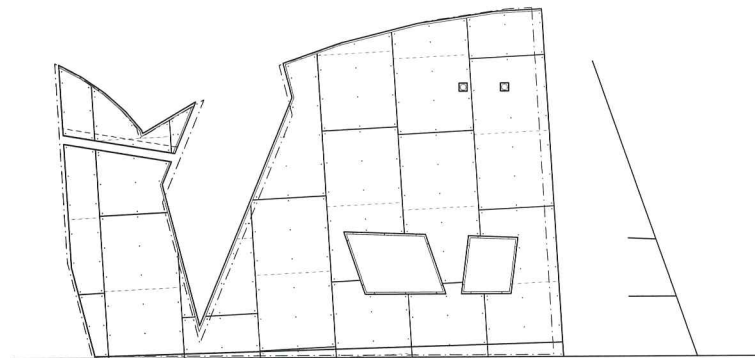
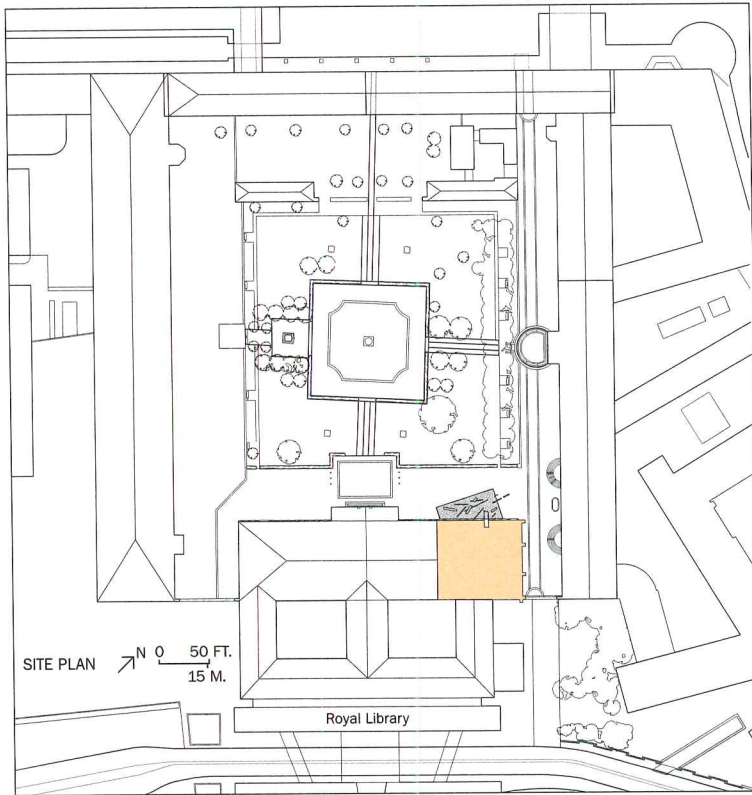
Project: Danish Jewish Museum, Copenhagen, Denmark

Architect: Studio Daniel Libeskind—Daniel Libeskind, principal; Susanne Milne, project architect; Juan Arana, Guadalupe Cantu, Tate Conrad, Shawn Duffy, Miguel Plata, Robert Hirschfield, Jens Hoffmann, Nadine Jerchau, Sven Pfeiffer, Jason Scroggin, design team

Renovation architects: Fogh and Følner

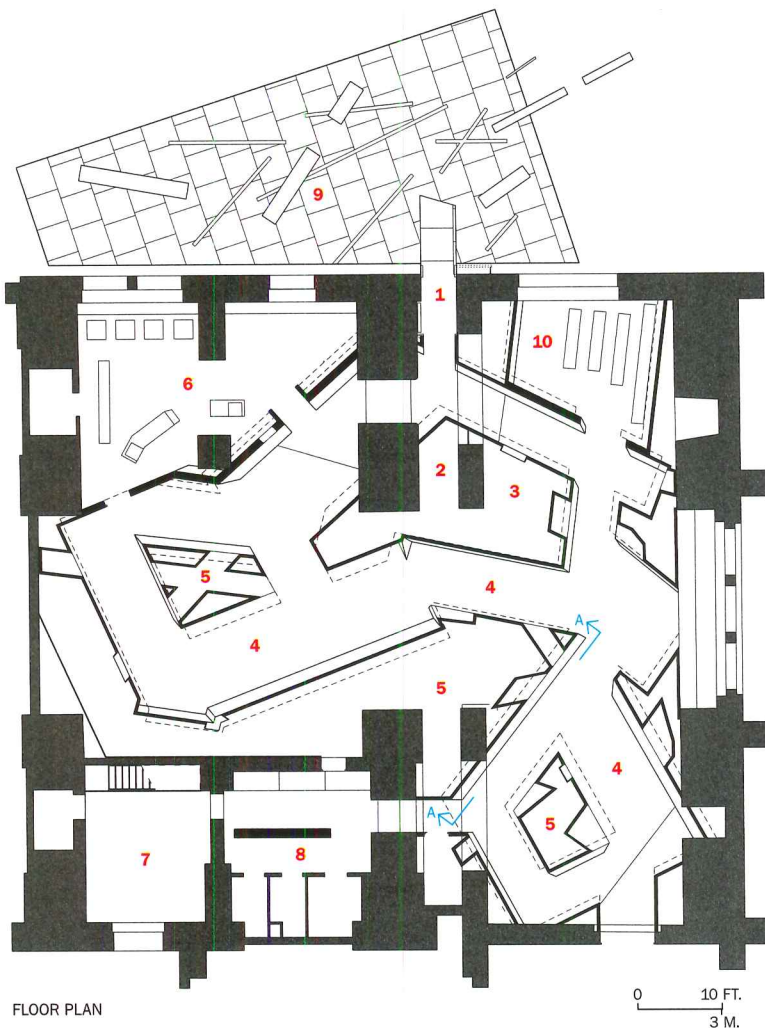
Owner: Danish Jewish Museum

Consultants: Hansen and Henneberg (lighting, safety, m/e engineers); Moe and Brødsgaard (structural, m/e engineers); Kvorning Design & Kommunikation (exhibition, graphics); GHB Landskab (landscape)



TRUE ELEVATION OF VITRINE OBJECT A-A

1. Entrance
2. Tickets
3. Coatroom
4. Main exhibition
5. Vitrine objects
6. Museum shop
7. Office
8. Restrooms
9. Terrace
10. Cinema



A colorful desk (opposite, left) directs visitors to the bookstore near the entrance to the museum. Nearby, the gallery walls billow up forcefully along the brick vaults of the former boathouse (opposite, right). Black chipboard seams and slashes of recessed lighting accentuate the geometry of the birch panels, which are mounted on a metal stud-wall structure.




ship's hull. The floor slants, as well, in two somewhat alarming, camber-like waves as the "boat" heels and yaws. Slashes for light fixtures embedded in the walls suggest searchlights. We are, evidently, at sea. This is only the first reading. Perception is quickly modified by the way in which the black seams between the panels and the light slashes create forward and reverse perspectives. A fascinating tension between the wall mass and the perspective lines set up by the panel seams emerges: What is up close slides away quickly; what is far away seems to move precipitously closer.

Parallelogram-shaped glass vitrines placed in the birch walls and, in some instances, around corners, establish their own tangents. The result owes as much to the computer age as to the Expressionist film *The Cabinet of Dr. Caligari*. Indeed, the push-me-pull-you perspective of seams, slashing lights, and vitrines calls to mind Baroque architects such as Guarino Guarini or the trompe l'oeil perspectives of the Renaissance architect Philibert de l'Orme. A trick perspective door stands at the far end of the gallery space; the wood panels seem to sneak their way up, like smoke or clouds, into the holes in the crown of the vaults—another Baroque effect.


Libeskind has explored this repertory of visual effects before, and the relationship of Copenhagen to his earlier museums such as the Jewish Museum in Berlin [RECORD, January 1999, page 90] or the Imperial War Museum North in Manchester, England [RECORD, October 2002, page 124], comes immediately to mind. Of course, the modest \$4 million

budget and the 4,844-square-foot size alone would defy too close a comparison. Libeskind's museum in Copenhagen occupies an already constructed building, unchanged on the outside in order to blend with the other buildings around the Library Garden. Additionally, not all the intentions for the building have been carried out. A look at the models on display at the Danish Architectural Center reveals that certain elements around the entrance, as well as some light patterns inside, were eliminated.

Nevertheless, economy works to the Danish Jewish Museum's advantage. Using only the limited range of color provided by the birch panels—an appropriately Scandinavian reference—produces a sufficiently lush, tonal variety. The Imperial War Museum in Manchester, by contrast, appears diagrammatic and its forms simplified, while the Jewish Museum in Berlin has a didactic monumentality. And there are moments in Copenhagen when the tradition of the wood ship blends naturally with the sprayed zigzags of computer technology: You are at sea in 1943, and you are also clearly here in the present—in an early-17th-century boat-house near the Danish Royal Palace in spaces that are possible only today. The blending of past and present, of near and far, of imagined and real, was one of the great achievements of the Berlin Museum when empty. On a smaller scale, and with more limited means and ambitions, Copenhagen manages similar effects very well. The vitrines are sealed: From an architectural point of view, the museum is the equivalent of the Berlin museum



Glazed vitrines project forward from free-standing objects (below), including ones shaped like the hull of a boat (left). The sloping oak-plank floor seems to float between the ventilation scuppers (opposite) and is carried by joists over a concrete slab.



empty, rather than full.

But will visitors accustomed to think of the museum as a container for the objects on display know all this? At Berlin, a six-pointed star connected to significant sites of Jewish history acted as the defining thematic motif. At Manchester, the shardlike imagery is meant to evoke the “contemporary world shattered into fragments by conflict,” in Libeskind’s words. Neither effect is easily understood. In Copenhagen, the metaphor is decidedly literal (and partially explained in a pair of introductory videos), yet some visitors are clearly mystified by the pitching and heaving of the floor. And there are other problems, possibly more profound, with Libeskind’s interpretation of the program.

In its inaugural publication, the museum made it clear that this is not meant to be a Holocaust museum. Indeed, the events of October 1943 are represented elsewhere in Copenhagen, and the mission of the Danish Jewish Museum was to reflect the entire history of the Jews in Denmark, from their invitation in 1622 by the king to come to Denmark (ostensibly to act as merchants) to the present. Focusing on the dramatic crossing of the Oresund in October 1943 reduces the long history of progressive assimilation and relatively tranquil coexistence between Danish Christians and Jews to a single moment. And how much should be made of the country’s role in 1943? Yes, many were saved, but Denmark’s pro-Nazi sympathies were not inconsiderable, and some now still feel that the

country could have done more to help Jewish refugees in flight from Germany. Emphasis on October 1943 makes it hard to see the variegated nature of the rest of the Jewish experience in Denmark.

And Libeskind has not made it easy on the viewer. One vitrine, which explains how the Jews came to Denmark, is so low that visitors either pass it by or must scrunch down to see it. Sloping floors and walls sometimes meet vitrines that are themselves angled, so that the labels (and objects) slide away from the viewer. Some visitors lean hard into the walls to support themselves while they peer into the vitrines.



Libeskind deserves enormous credit for leading with the best narrative line to striking effect. But the question remains about making a Holocaust museum for a collection of objects that is not about the Holocaust: Is creating a baby Bilbao worth this distortion of the historical narrative? When we highlight the heroism and bravery of some Danes over several months of 1943, we lose touch with the texture of Jewish life in Denmark over the 300 years that the museum is meant to explore. In the one museum in Denmark devoted to a minority, that seems like a significant loss. ■

Sources

Birch plywood cladding: *Finnforest*
Glazing: *Scanglas*

For more information on this project, go to Projects at www.architecturalrecord.com.





Stainless Steel Railings



Corporate Office

Function



Library

Function



Showroom

Function



Retail

Function



Airport

Function



Hotel

Function

Form Follows...

Service & Satisfaction Is Our Main Objective

Please contact us for more information.
Binder, Samples, autoCAD-R14 details.

700 Creel Drive, Wood Dale, IL 60191
Tel: 800-927-7346
Fax: 630-860-5913
Web site: <http://www.artec-rail.com>

Function



Italian works of Art around the World.

There are many works of art by Italians that are not found in museums. Since the dawn of civilization, Italians have created and exported some of their most lasting works of art in Natural Stone: statues, mosaics, floors, balustrades, columns, countertops, stairs and facades found in buildings around the world. PIETRA NATURALE is recognized as the highest quality of Italian Craftsmanship and stone processing technology. Look for our PIETRA NATURALE trademark as your assurance of an Italian work of art in Natural Stone – the perfect encounter between man and nature.

www.pietranaturale.com



Ministero delle Attività Produttive




Italian Trade Commission
Los Angeles Office

ASSOMARMI



CIRCLE 82 ON READER SERVICE CARD OR GO TO WWW.LEADNET.COM/PUBS/MHAR.HTML



You provide
the “oooh.”

We’ll provide
the “ahhh.”



Tile and stone certainly add a “wow” factor to your projects, but when it comes to installation specifications, who has the expertise to ensure your vision is truly realized? We do. At Custom Building Products, our Architectural Services team will ensure that your next tile or stone project meets its precise specifications. We have the largest team of technical experts in the tile industry, comprehensive installation systems backed by the industry’s best warranties and continuing education support. To learn how Custom Building Products will partner with you to make your tile or stone projects as enduring as they are beautiful, call (800) 272-8786.




Architectural Resources

INSTALLATION SOLUTIONS FOR TILE AND STONE




AIA/CES REGISTERED PROVIDER

CIRCLE 83 ON READER SERVICE CARD OR GO TO WWW.LEADNET.COM/PUBS/MHAR.H



**"Sometimes I get headaches
from the noise."**



**Noise levels in commercial
kitchens frequently exceed
exposure limits set by OSHA**

What can be done?

An Ecophon Hygiene™ acoustic ceiling may be the answer. Hygiene panels satisfy USDA/FSIS sanitary standards and are designed to withstand repeated washing (even power washing).

More important is the fact that Ecophon Hygiene panels will do something few other products can... quiet the kitchen.

Ecophon®
ACOUSTIC CEILINGS

877-258-7845 [toll free]

Ecophon CertainTeed, Inc.

145 Keystone Dr., Montgomeryville, PA 18936

www.Ecophon-US.com


SAINT-GOBAIN
ECOPHON

CIRCLE 84 ON READER SERVICE CARD
OR GO TO WWW.LEADNET.COM/PUBS/MHAR.HTML



Florida: Build Back Stronger & Safer With Nova brik™

“Nova brik™ won’t come off ‘til the house comes down. And the house may not come down because Nova brik™ increases the structural strength of the house by 35 percent, as well as adding mass and weight. Nova brik™ houses will survive storms that demolish neighboring structures veneered with conventional brick, vinyl, or other sidings.”

- David Skidmore, President & COO, E. Dillon & Company



It’s true. Attached directly to the stud system of the structure, Nova brik™ interlocks to form a tight, 2-1/2” concrete skin, stiffening and strengthening the structure by 35 percent. Repeated tests prove Nova brik™ doesn’t leave the wall in high winds until the complete wall goes into failure or “the house comes down.”

Nova brik™ is the perfect choice for architects and contractors designing and building on beachfront or coastal properties in hurricane zones! Nova brik™ is designed especially for high wind exposures - hurricane zone structures, mountain top ski resorts, etc.


Tests prove Nova brik™ far exceeds all sidings (including conventional masonry) in wind resistance. And Nova brik™ is “designer friendly,” requiring no foundation - it installs on all structures, including buildings set on pilings. It’s perfect for retro-fitting and rehabilitating older homes!



Nova brik™ mortarless technology is a unique, interlocking masonry siding which overlaps to form a beautiful, weather-tight, brick cladding. The tongue and groove design locks each row of brick to the one below, using special screws on every fourth row.



**Nova brik™... from the same company
that brings you the
Premier Reflective Series!
E. Dillon & Company
800-234-8970**



Reflective Series

Speedy Sample Service!

*Now available from E. Dillon & Company’s Premier Line™ ...
A block series that will change the way you think
about masonry!*



AN AMERICAN OWNED COMPANY SINCE 1868


P.O. Box 160
Swords Creek, VA 24649
800-234-8970 / Fax 276-873-5688
www.EDillon.com
Email: Operator@EDillon.com

CIRCLE 85 ON READER SERVICE CARD
OR GO TO WWW.LEADNET.COM/PUBS/MHAR.HTML

WHO'S LOOKING OUT FOR ME?

There is a delicate balance between safety and security – and it's held in perfect check with the innovative CrossingGard™ Emergency Response Grille from Cornell. Every day, the CrossingGard's exclusive locking

system helps protect your corridors. But when the alarm sounds, CrossingGard automatically clears the path to allow escape without delay. So when crisis strikes, make sure you have the CrossingGard on duty.



CrossingGard™


EMERGENCY RESPONSE GRILLE

CORNELL

SAFE AND SECURE

Tel: 800.233.8366 Email: cornell@cornelliron.com
www.cornelliron.com

Inner strength.



From the outside CarbonCast™ precast components don't look like anything special. The difference is the C-GRID™ on the inside: an innovative carbon fiber reinforcing technology that makes CarbonCast architectural and structural systems lighter, stronger and more durable than conventional precast—at no additional cost. And because they're lighter in weight and inherently energy

efficient, CarbonCast components are also greener. CarbonCast is brought to you by AltusGroup—precast industry leaders guaranteeing coast-to-coast delivery, consistent quality and uniform design standards no matter where your project is located. For more information call 880-GO-ALTUS or visit our web site: www.altusprecast.com.

 carboncast™



altusgroup

 C-GRID™
REINFORCED

C-GRID is a trademark of TechFab, LLC

HEALTH CARE

Fixing an Oxymoron

HOSPITABLE HOSPITALS SOUNDS LIKE A CONTRADICTION, BUT ARCHITECTS ARE LEARNING TO DESIGN HEALTH-CARE FACILITIES THAT ALLEVIATE STRESS FOR PATIENTS, FAMILIES, AND STAFF.



1.

Madrid

Rafael Moneo's surgically precise women and children's hospital shines brightly in its gritty urban setting.



2.

Vancouver, British Columbia

Henriquez Partners and the IBI Group fashion a children's clinic of concrete, glass, and colorful interiors.



3.

Graz, Austria

Domenig/Eisenkock/Gruber allow patients at a new hospital to enjoy glimpses of surrounding fields.



4.

Bremerton, Washington

NBBJ welcomes bayside views and evokes nautical themes in an addition to a naval hospital.

By Nancy B. Solomon, AIA

Construction activity in the health-care sector is alive and well. According to F.W. Dodge, \$16 billion was spent on health-care facilities in 2002, making the sector the fourth-largest market by dollar value of nonresidential construction, and the figure is expected to rise to \$19.59 billion by 2009. Aging facilities are one of the reasons this market has stayed robust. "A lot of hospitals were built around World War II and will therefore have to be renovated or rebuilt soon," says Stacy Malkan of Health Care Without Harm (www.noharm.org), in Washington, D.C., a coalition of health-care facilities and medical professionals that strives to make the industry environmentally friendly. In some cases, legislation and growth drive the trend. In California, where the population is expected to grow by 9.3 percent between 2002 and 2008, Senate Bill 1953 has mandated that all health-care facilities comply with stricter seismic requirements by 2030, setting in motion a huge overhaul of hospitals throughout the state.

Increasingly, the forms of new facilities reflect not only the science but also the art of the healing professions. Hospital design, like medicine, has been in a state of evolution over the past few decades. "Medical science was grossly inadequate before 1900," says Roger S. Ulrich, a professor of architecture at Texas A&M University. If the infirm made it to a hospital, "the odds of getting better were lower than the odds of getting worse," he explains. Instead of medicine, the ill relied on "mind-body interventions"—family, spiritual support, views of nature and art—to distract them from pain and to limit stress while their bodies struggled to heal.

The odds for patients began to improve in the early 1900s. Penicillin was isolated in 1928 and widely used by the 1940s; this so-called "wonder drug" finally gave the medical profession a dependable weapon with which to fight many illnesses. Diagnostic equipment multiplied, and surgical procedures became more and more sophisticated by the mid-20th century, at which time hospitals became essentially platforms for numerous space-consuming tools. Infection reduction and procedural efficiency were now the controlling factors in health-care design, leading to stark, artificially lit, institutional structures filled with high-tech machinery and organized according to critical adjacencies. Natural light, which was an anathema to many of the new tools and procedures, was severely limited, and as a consequence, so were views to the outdoors.

Nancy B. Solomon, AIA, writes frequently about architectural technology. This past August, RECORD ran her story about environmentally friendly health-care facilities.

For more information on these projects, go to Projects at www.architecturalrecord.com.

While reliance on critical diagnostic and treatment methods has never waned, another sensibility began to emerge in the late 1970s and early 1980s. Rosalyn Cama, an interior designer in New Haven, Connecticut, and chair of the board of directors for The Center for Health Design, a nonprofit group based in Concord, California (see below), in part credits expectant mothers who demanded homelike, less-clinical settings for labor and delivery. Hospitals, which were entering a more competitive period financially, responded by building birthing centers with residential-style furnishings and accommodations for family members. This new business atmosphere gave rise to what Cama calls “the hotel look” in hospitals: Administrators reasoned that if potential patients preferred well-appointed maternity wings, it would be worthwhile to spiff up their lobbies as well.

It was around this time that the nonprofit group Planetree (www.planetree.org) was founded in Derby, Connecticut. Named after the type of tree beneath which Hippocrates is said to have taught his students, Planetree promotes humane medical experiences that empower patients and their families through education, partnership with health-care providers, and nurturing environments. Similarly, The Center for Health Design (www.healthdesign.org), founded several years after Planetree, has a mission to improve the quality of medical care through evidence-based design research, which aims to determine how the built

environment influences inhabitant behavior, psychosocial characteristics, and in the case of health care, therapeutic outcomes.

Since the mid-1980s, evidence-based research has consistently demonstrated that facility design can indeed affect the healing process. In 1984, A&M’s Ulrich undertook a study in which patients in rooms with views of nature recuperated faster and reported feeling better than those whose windows looked onto the brick walls of an adjacent building. More recent clinical studies by Ulrich, as well as other research teams at hospitals in the U.S. and abroad, indicate that stress can be significantly and quickly reduced if patients look at scenes of nature and certain types of visual art. In a matter of minutes, if not seconds, positive emotions increase and key stress indicators such as blood pressure, heart rate, and respiration rate decrease. And scores of medical studies indicate that lower stress levels are associated with both enhanced immune function and less incidence of pain.

If these data weren’t enough to encourage health-care administrators to pay attention to hospital designs, three other forces have strengthened their resolve. First, a growing shortage of medical professionals has motivated hospitals to overhaul their facilities as a method of attracting and retaining top-notch staff. Second, a greater sensitivity to the needs of local communities, from which hospitals draw much of their clientele and support, has made them reexamine their physical presence.




Anshen + Allen's Dixie Regional Medical Center in St. George, Utah (top two), features an entry warmed by southwestern light, and materials such as wood and local stone, to create a more welcoming atmosphere for patients than the sterile hospital ward of yore. Guenther 5 Architects has also given hospital interiors a residential feel at the Continuum Center for Health and Healing (bottom left) and the Beatrice Renfield Center for Nurses (bottom right), both at Beth Israel Medical Center in New York City.





A prominent entry with generous glazing, as well as an interior healing garden, are standout features of the new campus for the Bronson Methodist Hospital in Kalamazoo, Michigan, designed by Shepley Bulfinch Richardson & Abbott (left two). At St. Luke's Community Medical Center in The Woodlands, Texas (right), by HGA, an outdoor healing garden and landscaped terraces allow patients and families to enjoy natural surroundings or simply a breath of fresh air.



Finally, growing interest in a health-driven understanding of sustainable design [RECORD, August 2004, page 179] has emboldened clients, architects, and product manufacturers to search for ways to introduce natural light and alternative materials into the hospital setting, not only to save energy and reduce toxic emissions but also to revitalize occupants.

There are many contemporary examples of the convergence of these trends. Kaiser Permanente, the largest health-care provider in California, recently enlisted the two-firm team Chong/SmithGroup to develop a "template" for its hospitals in the state; they asked the architects to emphasize patient-friendly details such as extensive glazing and inviting, open entries and circulation spaces. Healing gardens, a natural escape from the often-harsh realities of hospital wards, have also gained popularity. Artist and garden designer Topher Delaney, principal of Seam Studios in San Francisco, has been credited with pioneering this trend; it began when she was diagnosed with breast cancer in 1988 and sought a place of solace at the hospital where she'd received the news.

Designers have also begun working hand-in-hand with medical researchers to determine how their buildings affect health and well-being. In 2000, for example, The Center for Health Design began teaming up with health-care providers in an effort called the Pebble Project. The scope of the project varies with each provider, ranging from medical outcomes and length of stay to employee turnover, but the aim is to

document examples of health-care facilities "whose design has made a difference in the quality of care and financial performance of the institution." And the Academy of Neuroscience for Architecture was established by the AIA's San Diego chapter at the institute's national convention in 2003, at which time it received a \$100,000 Latrobe Fellowship to study the relationship between the brain and the built environment.

So we've managed to spiral upward, coming full circle on a higher plane. With more sophisticated equipment and knowledge, scientists suggest that the mind-body interventions of an earlier age still play an important role in medicine today. While the conventional concerns of infection control and functional efficiency must still be addressed, designers must pay attention to the psychological and emotional needs of not only patients but also families and staff members, who can provide better care if they have opportunities to nourish themselves as well.

The four projects included in this month's Building Types Study illustrate this trend toward hospitable hospitals. They lighten the spirit with joyful, life-affirming gestures such as generous daylight, bright color, playful forms, elegant detailing, artwork, and access or views to nature. Architects would do well by examining these efforts and taking heed of the growing movement toward patient-focused care. Based on current forecasts, this sector will be offering significant opportunities for design professionals in the foreseeable future. ■

Maternity and Pediatrics Hospital Madrid

1

RAFAEL MONEO COMBINES TWO HEALTH-CARE FACILITIES UNDER ONE ROOF, CRAFTING AN URBAN OASIS OF CRISP, SHIMMERING VOLUMES.

By David Cohn

Architect: Rafael Moneo—Rafael Moneo, principal; José María de la Mata, collaborator; Belén Hermida, project architect; Oliver Bieniussa, Rafael Beneytez, Carmen Díez Medina, Jacobo García-Germán, José María Hurtado de Mendoza, Fernando Iznaola, Francisco Padilla, Borja Peña, Sandra Pérez-Nievas, Pablo Perlado, Juan Rodríguez Villa, Christoph Schmid, Tara Solomon, Veronika Weisner, project team

Client: Leases and Developments of the Community of Madrid

Owner: Public Health Administration, Regional Government of Madrid

Engineers: Jesús Jiménez Cañas and Eduardo Gimeno Fungairiño (structural); Rafael Úrculo Aramburu (mechanical)

Consultants: Carmen del Pino (graphic design)

Size: 500,000 square feet

Cost: \$153.3 million

Completion date: September 2003

Sources

Glass facade: Saint Gobain

Curtain wall: Folcrá

Cast aluminum: Fundiciones Ros

Aluminum screen: Llambi

Granite: Granil Ouro

Marble: Luis Sánchez Díaz

For more information on this project, go to Projects at www.architecturalrecord.com.

According to Rafael Moneo, who designed the Gregorio Marañón Maternity and Pediatrics Hospital in Madrid with specialist José María de la Mata, a hospital “should be clear, clean, and luminous. It should have the logic one expects from science for those who, in sickness, seek its aid. It should offer patients and their families every convenience. It should create an atmosphere of calm, tranquillity, and rest. And it should reflect in all its elements the value of hygiene for health.” To achieve these goals, Moneo and De la Mata’s design relies on the logic of a gridded circulation plan and the calming, cleansing effect of natural light, which descends from eight courtyards into all the rooms and corridors, and which is reflected from its pearly glass facades.

Program

The building is part of the multi-block campus of Gregorio Marañón, a major public teaching hospital in central Madrid. Moneo was brought into the project to help renovate the aging complex, an accumulation of buildings dating from the early 20th century to the 1980s. The 500,000-square-foot, seven-story facility, developed in close collaboration with doctors and staff, replaces the obsolete maternity hospital on the same site. It combines the func-

David Cohn is a RECORD contributing editor based in Spain.



tions of two independent but related institutions. Each has its own entrance, emergency room, operating rooms, outpatient facilities, and beds; only diagnostic facilities and general services are shared.

Solution

The design for the building springs from its urban situation. Its site was part of a superblock that Moneo broke up to facilitate circulation through the complex, restoring two suppressed streets. Obsolete buildings will be cleared from the center of these blocks to create a central plaza with a parking garage below, flanked on its two long sides by restored brick pavilions from the 1920s. The Maternity and Pediatrics Hospital occupies an entire block at the southern end of this plaza.

Taking advantage of a 10-foot difference in grade, Moneo created two “ground floor” entries for maternity and pediatrics, the latter one story above the former, on opposing diagonal corners. Ramps on a third corner bring ambulances to a below-grade court serving pediatrics and maternity emergency areas. Outpatient services are located on each of the ground floors; operating rooms, birthing rooms, and prenatal units on the floor above them; and X-rays, labs, and diagnostic services on the lower “emergency” level.

The courtyard plan was developed to isolate patients and users from what Moneo terms the “hard and aggressive” urban surroundings. Through the careful positioning of the lobbies and the elevator banks

Prominent signage at the opposite-corner entries (opposite and this page), amplified by strong massing and cleanly limned materials, lends the hospital an engaging street presence.





SECOND LEVEL



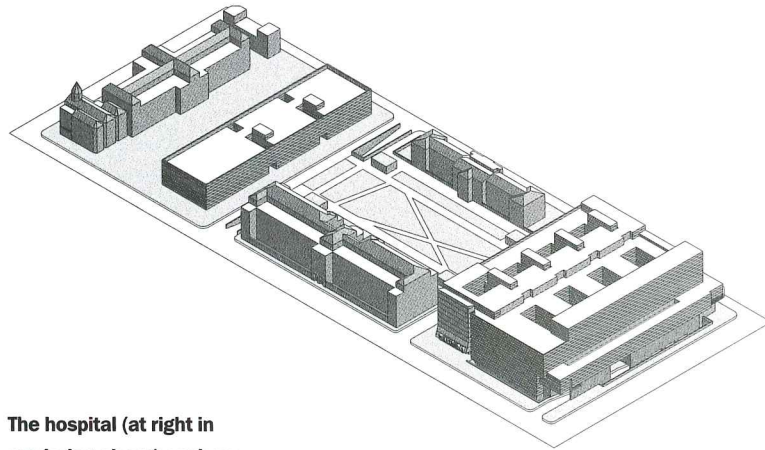
GROUND LEVEL



BASEMENT

0 20 FT.
6 M.
N ←

- | | |
|------------------------|------------------------------|
| 1. Entry | 14. Staff cafeteria |
| 2. Waiting room | 15. Chapel |
| 3. Admissions | 16. Lecture hall |
| 4. Emergency treatment | 17. Classrooms |
| 5. Nurses' station | 18. Outpatient surgery |
| 6. Medical unit office | 19. Fertility laboratory |
| 7. Laboratory | 20. Consultation |
| 8. MRI room | 21. Delivery room |
| 9. Kitchen | 22. Neonatal unit |
| 10. Security | 23. Neonatal intensive care |
| 11. Administration | 24. Pediatric intensive care |
| 12. Blood testing | 25. Pediatric surgery |
| 13. Public cafeteria | 26. Ob/gyn surgery |



The hospital (at right in rendering above) anchors a tightly bound urban superblock. Glazed corridors look onto an interior courtyard (below).



Orthogonal volumes pulled from the main structure, along with the horizontal mullions, break up the building's large mass and help integrate it into its urban surroundings.



on each of the four corners, the apparently open grid of corridors has been calibrated to segregate public and staff, who access patient rooms from two opposing perimeter corridors. Transverse corridors feed between these perimeter accesses to the nurses' stations and patient rooms, which are grouped around the courtyards in the building's center. Patient rooms line only two sides of each court, so they can overlook the activity of the corridors on the opposite sides.

Patient rooms feature planes of vivid color, custom-designed furniture, and interior maple shutters that offer privacy and a domestic air. Maternity rooms include a rocking chair for mother and baby. Like the furniture in the waiting areas, Moneo's design of chrome tubing and white upholstery has the ele-





Sunlight brightens an interior of clean, calming whites and neutrals (this page). The interior courtyards permit glimpses throughout the building, creating a sense of community despite the hospital's size (opposite).



gant beauty of classic Bauhaus pieces. Corridor floors and wainscoting are of white marble, with recessed strip lighting and metallic acoustical tile for the ceilings.

Moneo developed the building's spectacular glass skin from the tilted glass prisms of his Center Kursaal in San Sebastián, Spain [RECORD, May 2000, page 212]. The glass forms the outer layer of a ventilated cavity wall and is supported by horizontal aluminum mullions. Its soft, creamy surface is created by an inner layer of sandblasted, mirror-backed glass. The glass doesn't reach the ground; a wainscoting of cast aluminum panels clads the retrenched lower floors, while perimeter light courts for the basement levels are clad in granite. The glass and aluminum make the hospital's crisply

modeled volumes glow and sparkle amid the grim brick buildings that surround it, giving it, as Moneo comments, the air of lightness, precision, and hygiene one expects of a medical instrument.

Commentary

As in many of his buildings, Moneo's design goes beyond functional and formal issues to identify more fundamental and elusive concerns—in this case, how the building can help spiritually as well as practically in the work of caring for patients. He conceived the hospital, like the monasteries that the courtyard typology derives from, as an all-embracing environment, withdrawn from the outside world and focused around its courts and corridors: an autonomous, protected community of order and light. ■



Children's Hospital, Ambulatory Care Building Vancouver, British Columbia, Canada

2

HENRIQUEZ PARTNERS AND THE IBI GROUP MITIGATE CONCRETE'S TOUGH SIDE WITH BRIGHT COLOR AND WARM MATERIALS FOR A CHILDREN'S CLINIC.

By Rhys Phillips

Architect: Henriquez Partners/IBI Group (design architects)—Richard Henriquez, partner in charge, design; David Thom, partner in charge, management; Ivo Taller, project architect; Ron Eagleston, Yijin Wen, Frank Stebner, Raj Nath, Julianne Kennedy, Jaime Dejo, Marc Bouille, Peter Willemse, design team; Karlsberger Associates (associate architect)—Mike Tyne, AIA, Ken Redmond, AIA, Jane Holden, AIA, design team

Client/owner: Children's and Women's Health Centre of British Columbia

Engineers: Read Jones Christoffersen (structural); Stantec Consulting (m/e/p)

Consultants: Juli Hodgson Design (interiors); Durante & Kreuk (landscape)

General contractor: PCL Constructors Canada

Size: 115,000 square feet (new); 6,500 (renovation)

Cost: \$17 million

Completion date: January 2002

Sources

Concrete: Ocean Concrete

Built-up roofing: Soprema

Steel: Eagle Iron

Glass: Midway Glass and Aluminum

Painting: M&L Painting

For more information on this project, go to Projects at

www.architecturalrecord.com.

Squeezed between snow-capped mountains, Juan de Fuca Strait, and the Fraser River delta, Vancouver has one of the world's premier urban settings. While it boasts a mild, largely benign climate, it can be plagued by long periods of cloudy, wet weather. This suggests a climate ill-suited to the raw concrete architecture of Brutalism. Over the past decade, however, the work of Henriquez Partners has presented a strong argument for the appropriateness of bold concrete forms in urban Vancouver, with projects like the Coal Harbour Community Centre and two recent award-winning social housing projects. The firm's Ambulatory Care Building (ACB) on the British Columbia Children's Hospital campus (a joint effort with IBI Group and Karlsberger Associates as associate architects) succeeds on a tight budget in creating a bold but welcoming facility for young patients.

Program

ACB replaces the demolished north wing of the Children's and Women's Hospital, a sprawling single-building complex with mazelike interior spaces that render its wayfinding, fresh air, and sunlight features "not very good" according to partner in

Rhys Phillips has been writing about Canadian architecture for the past two decades. In 2003, he was inducted into the Royal Architectural Society of Canada as an Honorary Fellow.

charge Richard Henriquez. The hospital's long-term program calls for smaller buildings, assembled with other nearby medical facilities into a campuslike setting using streets and landscaped quadrangles. A primary objective for the new, 115,000-square-foot facility, which provides outpatient pediatric services for 66,000 visitors annually, was to create a bright, welcoming environment for children and their parents. With more than 50 clinics required for nearly 30 specialties, treatment and procedure rooms had to be flexible enough for different disciplines to utilize them at different times of the week.


Solution

ACB is a modestly scaled building connected to the main complex by a glazed bridge on the second level. Henriquez stretched the four-story structure along a pleasant new street lined with trees, lanterns, and outdoor seating. Its animated south-facing public facade emphasizes transparency with a double-height, glass-fronted concourse shielded by an impressive concrete canopy that minimizes solar gain. "The relatively narrow floor plate made up of two rectangles of different lengths maximizes the penetration of natural light from Vancouver's fickle sunshine," says Henriquez.

Functionally, the floor plate is programmed into three horizontal and two vertical zones. On the first



A glazed walkway (near right) connects ACB to the existing hospital (lower left in photo below). Canopies over entries and windows prevent heat gain (far right). The concourse (below) is pushed forward from the main volume, its columns extruded upward to create flying-buttresslike arches that obviate the need to introduce additional columns on the main floor.



An open stair of glass, metal, and wood (near right) provides access from the ground floor to clinical offices on the second level. Color coding of the clinic spaces (far right and below) simplifies wayfinding in a facility housing a wide variety of specialists.



Provincial Hospital Graz-West Graz, Austria

3

DOMENIG/EISENKÖCK/GRUBER WELCOME DAYLIGHT AND FRESH AIR INTO A PUBLIC HOSPITAL WITH AN UPSCALE FEEL IN A SPECTACULAR LANDSCAPE.

By Liane Lefavre

Architect: Domenig/Eisenkock/Gruber—Günther Domenig, Hermann Eisenkock, Rupert Gruber, design principals; Johannes Dullnigg, project manager

Client/owner: Steiermärkische Krankenanstalten Gesellschaft

Engineer: Fritsch, Chiari & Partner

Consultants: Land in Sicht (landscape); Gerhard Düh (fire protection); Erwin Wagner (building services)

Size: 335,800 square feet

Cost: \$99 million

Completion date: August 2002

Sources

Structural system: Steiner Bau

Metal/glass curtain wall: Morocutti Stahlbau; Metallbau Heidenbauer

Concrete: Andreas Sauritschnig

Aluminum: Schüco International

Insulated panels: Eckelt Glas

Fire doors: TorTec Brandschutztor

Acoustical ceilings: Lindner

Cabinetwork/custom woodwork: Stoisser Objektmöbelproduktion

Elevators/escalators: Kogler

Interior ambient lighting: Kreon

Josef Hoffmann's Pruckersdorf Sanatorium of 1904 was a functional and aesthetic masterpiece that might have set a precedent for hospitals in Austria—but didn't. Throughout the 20th century, Austrian hospitals fared perfectly well without architects' architects. Today, the country not only has the most hospitals per capita in the European Union, it also boasts the highest international ratings, along with France, in health-care quality. Recently, however, the climate for public hospital construction has shifted. State facilities are now competing for patients who have opted for new, private supplementary insurance, and simultaneously, the national hospital service hired a slew of project managers tasked with keeping construction strictly on budget. The grand new public building at Provincial Hospital Graz-West, designed by Domenig/Eisenkock/Gruber, should convince both patients and administrators that the public system in Austria is entirely capable of delivering top-notch hospitals cost-effectively.

Program

As part of an effort to provide smaller, decentralized health-care facilities throughout the region, the

Liane Lefavre is the chair of the History and Theory of Architecture Department at the University of Applied Arts in Vienna.



For more information on this project, go to Projects at www.architecturalrecord.com.

The architects conceived the wings as low volumes of steel, glass, and concrete, scaled to harmonize with surrounding fields and distant hills. Separate components of the facade, clad in differing materials, push and pull against one another, creating an impression of quiet drama (right and below).





In a nod to nature's healing powers, the architects placed patient rooms along the perimeters of each wing (top); some even have balconies (bottom). Brushed metallic louvers (at right in bottom photo) prevent excess heat gain and minimize the need for air-conditioning.

program called for outsourcing short-stay, basic-care services—such as emergency surgery, physiotherapy, radiology, internal medicine, same-day surgery, and lung disease treatment—away from the larger University Hospital in Graz, located in the eastern part of the city. The new building's site in Graz's western outskirts consists of wheat and corn fields, with a few rustic buildings in the distance and hills as a backdrop, all set against a vista of open skies.

Solution

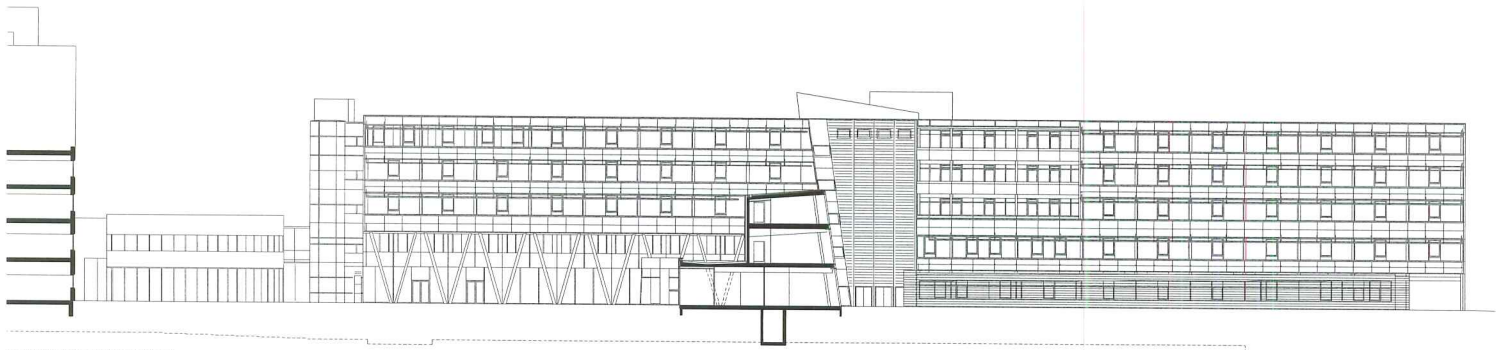
The three-story, 260-bed hospital smacks of luxury. Approaching it, a visitor can't help thinking it's not a hospital, but rather a home-furnishings shopper's paradise, recalling Ben Thompson's famed Design Research Building in Cambridge, Massachusetts. Nighttime heightens this impression, thanks to the brilliant (literally and figuratively) use of artificial lighting, both inside and out. The facades of buffed, meshed, and ribbed stainless steel, as well as concrete structural elements and finishing, are impeccably crafted and detailed, giving an impression of state-of-the-art technology within.

Roughly cross-shaped in plan with a hub-and-spoke logic, the hospital comprises a centrally located lobby, three patient wings, and a fourth wing that houses operating and recovery rooms, along with the emergency services area, radiology department, and parking garage.

Inside, visitors enjoy a sense of abundant air, space, and light. The spacious quadruple-height lobby has a coolly luminous northeastern orientation. Hans Kupelwieser's bright red plastic sculptures (all public facilities in Austria have an art budget) boost its upscale design patina.

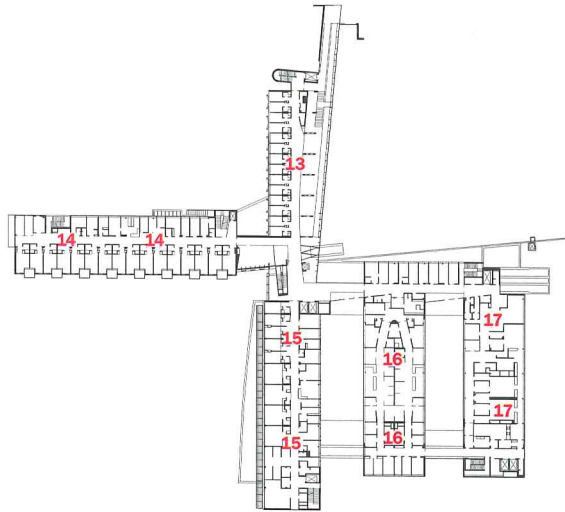


PHOTOGRAPHY: © PAUL OTT, EXCEPT GÜNTHER LINSHALM (PREVIOUS SPREAD, BOTTOM)

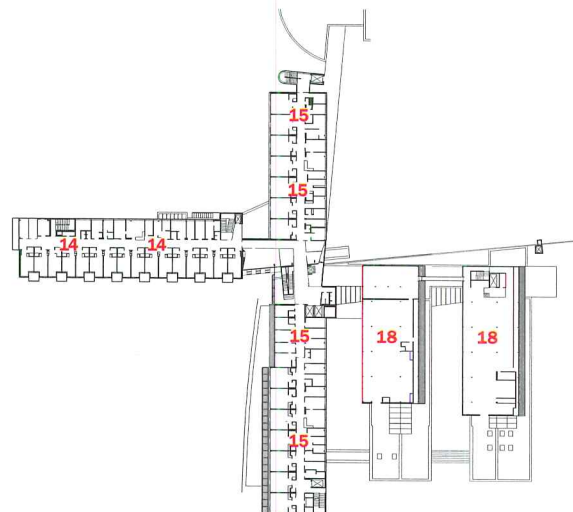


SOUTHWEST ELEVATION

0 50 FT.
15 M.

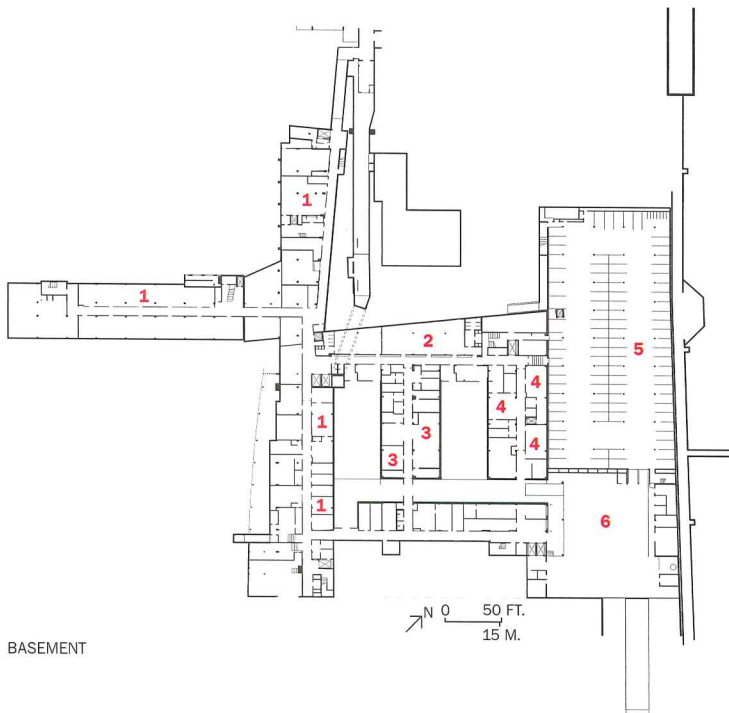


FIRST FLOOR

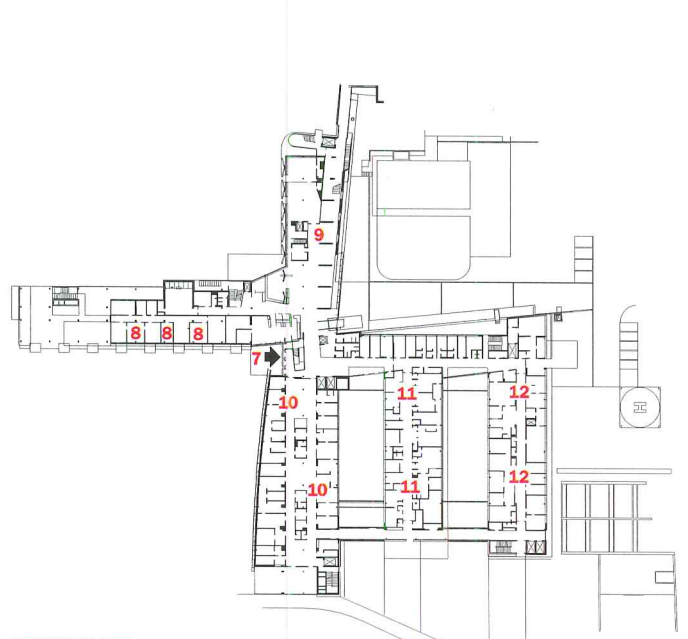


SECOND FLOOR

- | | | | |
|-------------------------------|--------------------------------|-----------------------------------|--------------------------------|
| 1. <i>Equipment/stockroom</i> | 6. <i>Delivery area</i> | 11. <i>Radiology</i> | 16. <i>Intensive care unit</i> |
| 2. <i>Laundry/wardrobe</i> | 7. <i>Main entry</i> | 12. <i>Pathology</i> | 17. <i>Operating rooms</i> |
| 3. <i>Pharmacy</i> | 8. <i>Administration</i> | 13. <i>Readiness rooms</i> | 18. <i>Equipment area</i> |
| 4. <i>Stockroom</i> | 9. <i>Dining hall</i> | 14. <i>Patient wing (private)</i> | |
| 5. <i>Parking</i> | 10. <i>Outpatient services</i> | 15. <i>Patient wing (public)</i> | |



BASEMENT



GROUND FLOOR




Partitions in the reception area, including the elevator shafts, are made of glass, whether clear, tinted, or frosted. Even the ends of the corridors parallel to the long axes of each wing are glazed, so that neither patients nor staff ever lose sight of the bucolic outdoors. The architects used metallic louvers outside and oriented the building to minimize the need for air-conditioning. Natural cross ventilation in the patient wings adds to the delight of abundant natural lighting.

Spaces for medical staff and services are located on the street side of the hospital, reserving the superior outdoor views for patients. Rooms in the public-sector wings accommodate four patients each and are equipped with refrigerators, cloaked in sleek, pear-wood veneer consoles, as well as bathrooms with glazed partitions and fixtures worthy of high-end Milan apartment buildings. The shorter wing for patients with private insurance, which extends perpendicularly toward the back of the building, is even more sumptuous. Rooms are generally single or double occupancy, with outdoor balconies big enough for a few chairs. Visitors and patients can relax in visiting rooms at the far end of the corridor, which boast designer furniture and sweeping views of the fields and hills.



Designer furnishings lend an upscale aura to a simple waiting area (above). Sculptures adorning the entry (right) were modeled

on red blood cells. Generous glazing brings daylight into visitor rooms and public seating areas (opposite and this page, top).



Commentary

Hospital administrators report that the new building is highly functional. Moreover, the director remarks that, in spite of its well-appointed appearance, the project didn't exceed its budget by one euro cent. Its cost-effectiveness, combined with abundant natural light and ventilation, luxurious materials, and site friendliness, make this no ordinary hospital. Domenig/Eisenköck/Gruber had already proved its credentials with the public hospital in Bruck an der Mur (1987–94), but this project has raised the bar further, setting new functional and aesthetic standards for patient well-being. ■



Naval Hospital Bremerton, Washington

4

NBBJ EVOKES THE FORM OF A NAUTICAL QUARTERDECK FOR AN ATRIUM THAT CONNECTS A NEW FAMILY-CARE WING WITH AN EXISTING HOSPITAL.

By John Pastier

Architect: NBBJ—John Pangrazio, FAIA, partner in charge; Richard Dallam, AIA, design principal; Charles Kolb, project manager; Jerry Yin, Wayne Hiranaka, Robert Dooley, Cam Allen, Andris Lapins, Angel Fernandez, Duane Jonlin, Gretchen Harriott, Michael Gale, Amy Baker, Catherine Farrington, Thomas Bender, Don Schuman, Kimball Bergerud, Jay Halleran, Laurel Rech, Taylor Simpson, Brodie Bain, Carl Tully, Stephen Bettge, Ross Leventhal, Noel Whorton, project team

Client: U.S. Navy

Consultants: Magnusson Klemencic Associates (structural/civil engineer); Notkin (mechanical engineer); Sparling (electrical engineer, lighting); Anderson & Ray with Kathryn Gustafson (landscape)

Size: 126,800 square feet

Cost: \$24,885,220

Completion date: October 2001

Sources

Curtain wall: EFCO

Glazing: Hartung Glass Industries

Doors: RACO; VT Industries; WON Door; Total Door

Hardware: Falcon; Norton; Monarch

Acoustical ceilings: USG

Resilient flooring: Armstrong; Mannington

For more information on this project, go to Projects at

www.architecturalrecord.com.

As it is in the civilian world, health care in the military is a growing enterprise that requires facility expansion to keep pace with demand. The armed services clientele doesn't differ much from the larger population, since spouses, children, and retirees are provided with care. Similarly, military facilities are incorporating the amenities and consumer values found in the larger universe of American health care. NBBJ's addition to the Bremerton Naval Hospital, in Washington, one of about 20 U.S. Navy hospitals around the world, embodies these values and is a model for future planning. It consists of a new family-care outpatient clinic attached to an older, more traditionally conceived hospital. Located in a nearly rural zone on the western fringe of metropolitan Seattle, the hospital serves 60,000 military families in Washington and Oregon.

Program

The 63,200-square-foot addition expands a 250,000-square-foot naval hospital built in 1980, which occupies a gently sloping wooded site on Washington's Kitsap peninsula, overlooking Puget Sound's Ostrich Bay. The new building contains family-care clinics comprising 66 exam rooms, seven procedure rooms, and 32 medical offices; a

John Pastier is a Seattle-based architectural writer whose work has been published in the U.S. and abroad.



pharmacy; three large waiting areas; and a new entry joining the old and new buildings. Support functions include medical-records storage, a wellness center, staff lounges, and an allergy/immunization clinic. NBBJ also partially renovated the older hospital. Among the project's goals were creating a patient-focused healing environment, a pleasant work space, clarity of circulation, integra-

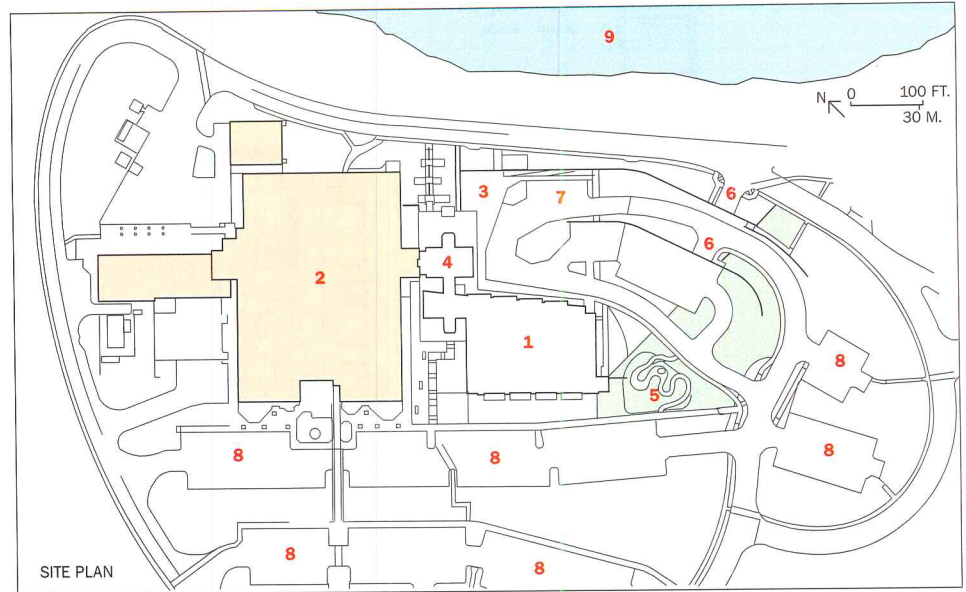
tion with the natural context, expression of naval motifs and traditions, and sustainability within a tight budget of \$200 per square foot.

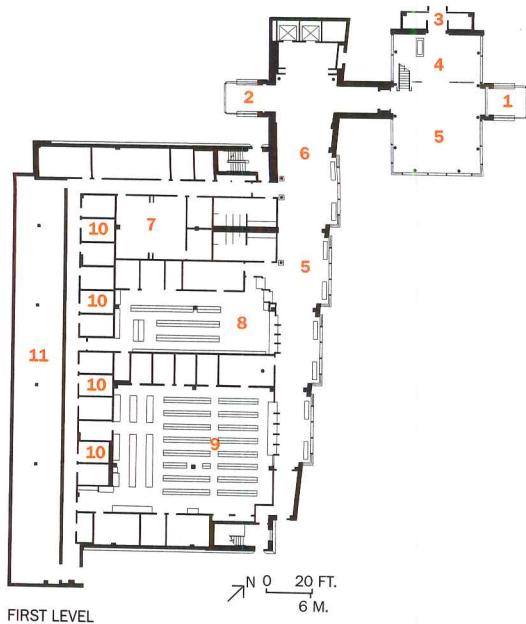
Solution

Early in the design process, NBBJ persuaded the Navy to modify its existing campus master plan to enable expansion parallel to the shoreline, rather than in an inland direction, to

A glass-walled atrium (below) connects the new wing (opposite) with a partially renovated 1980s hospital. A “healing garden” conceived by landscape designer Kathryn Gustafson meanders through part of the forested site to the south of the clinic (plan, right).

1. New clinic
2. Existing hospital
3. Entry plaza
4. Quarterdeck
5. Healing garden
6. Parking entry
7. Underground parking
8. Existing parking
9. Ostrich Bay





- | | | |
|--------------------------------|------------------------|------------------------|
| 1. Main entry | 4. Quarterdeck | 8. Pharmacy |
| 2. Secondary entry | 5. Waiting room | 9. Patient records |
| 3. Access to existing hospital | 6. Resource center | 10. Offices |
| | 7. Classroom/education | 11. Mechanical/service |

- | |
|------------------|
| 12. Clinic rooms |
| 13. Staff lounge |
| 14. Bridge |



The maple flooring of atrium bridges and stairs recalls ship decking and is painted white to pay homage to Navy whites, the service's dress uniform (above). Towering curtain walls offer light and views to clients waiting in the new family clinic wing (left).

preserve a wooded hillside and afford the new building views of the bay. Helping to preserve the site further, a multilevel underground garage provides protection from the elements in the rainy climate and can also serve as an emergency shelter.

The key visual motif of the complex is a glass-walled atrium, dubbed the "quarterdeck"—a Navy term for the main entry area of a ship or a command, usually decorated with flags and serving ceremonial as well as circulatory functions. Here, the quarterdeck acts as a "knuckle" joining the old hospital with the new clinic by means of freestanding, intricately detailed steel stairs and second- and third-story bridges that float within a spacious three-story volume.


"Externally, this concept grew out of the form of an aircraft-carrier control tower—"the island," in Navy parlance," says NBBJ project designer Jerry Yin. "Internally, the bridges and stairs are like a ship's catwalks."

The clinic wing is organized on a 30-foot-by-30-foot planning module and displays an impressive clarity, considering the more than 200 cubicles and functional subdivisions required by the program. The linear waiting areas, extending the full length of each floor, have generous northeast-facing window walls yielding natural light and sweeping water views, and form spines to which five cross-corridors connect on each upper floor. The latter are glazed at each end, providing orientation cues as well as visual relief and a link to the outdoors.

Commentary

Relating the addition to the existing seven-story concrete monolithic hospital was a challenge, given its heavy expression and a volume four times as large as the new wing. The new quarterdeck provides a welcome light touch at the center of the complex, and buffers the clinic building from its bulky sibling. Its bright, airy main-circulation and waiting-room spine is a big improvement over the original building's darker internal corridors. NBBJ's expansion is humane and enlightened, bringing natural light and inspiring water views to everyone. ■

“



”

ALUCOBOND[®] MATERIAL

The original aluminum composite material.

It speaks for itself.

Shaping The future

Alcan Composites USA Inc. • 800-626-3365 • www.alucobond.com

ALCAN COMPOSITES

CIRCLE 88 ON READER SERVICE CARD OR GO TO WWW.LEADNET.COM/PUBS/MHAR.HTML



Fast to the finish with the Rapid Deco Level 5 System.

Take the notion that a Level 5 finish is too costly and time-intensive and blow it aside. The new Rapid Deco® Level 5 Skim-Coated Drywall and Joint Finishing System makes a Level 5 finish as easy to achieve as a Level 4. That means superior Level 5 results in a fraction of the time. So you'll be fast to the finish and lookin' good. To find out more call **1-800-237-5505** or visit www.rapiddeco.com.

Take Level 5 to the next level.



Gypsum

www.lafargenorthamerica.com

© Copyright Lafarge North America Inc.

CIRCLE 89 ON READER SERVICE CARD
OR GO TO WWW.LEADNET.COM/PUBS/MHAR.HTML

Designing for Disassembly and Deconstruction

INNOVATION, FUELED BY ECONOMIC INCENTIVES AND SUSTAINABILITY GOALS, HAVE INSPIRED THE BUILDING INDUSTRY TO REDUCE CONSTRUCTION WASTE

By Barbara Knecht

It's the right thing to do. Recycle, reuse, reduce. Experts and advocates spout convincing statistics about construction waste and demolition debris (C&D) chokes our landfills and harms the environment. In the U.S. and Western Europe, a half ton of construction waste and demolition debris is produced per capita annually. The fact that the U.S. demolition industry takes down 200,000 buildings every year explains why activities related to the built environment generate 30 to 40 percent of all waste.

Experts also say that instead of demolishing a building and dumping the remains in landfills, we should reuse and recycle old building materials. This practice has a long history. Roman and Greek columns and capitals showed up in buildings built by successors all over ancient Europe, North Africa, and the Middle East. Today, houses throughout the U.S. contain the recycled lumber of dismantled structures. It is only in the last half century that this country abandoned the art of recovery and reuse for the expediency, predictability, and standardization resulting from complete demolition and new construction.

Does it make economic sense? There is a lot conspiring against it. Building components are difficult to separate without damaging them;

Barbara Knecht is an architect and journalist based in New York and Boston. She contributes regularly on technology issues.



At the Phoenix C&D Recycling Facility in Des Moines, demolition waste is loaded on the screening deck and conveyor. Sorters inspect their picks and drop them into nearby bins.

salvaged materials have low value; buildings are rife with hazardous materials; and equipment, transportation, and disassembly time and labor are costly.

Bob Brickner, senior vice president at Gershman, Brickner & Bratton (GBB), a solid-waste management company in Fairfax, Virginia, dates the increased attention on C&D waste back about 15 years. His company wrote an Environmental Protection Agency (EPA)-funded manual on recycling and diversion of C&D waste in 1993 (www.swana.org).

Demolition contractors have always been salvagers to the degree that it does not interfere with clearing a site as fast as possible. Thus, they prioritize big, bulky, and valuable items, such as structural steel, followed by materials that are easily recovered, such as glass and concrete. Demolition contractors have knowledge of the market and the value of salvaged materials but have never been in the position to influence an energy-efficient demolition process. Their charge has been to get it off the site and out of sight.

In the last decade, however, new incentives have emerged to divert more types of materials from demolition into the reuse-and-recycling market. Existing landfills have reached capacity, and new ones are hard to locate and permit. Tipping fees have risen, especially for hazardous materials, and the LEED scoring system encourages waste diversion. "These factors have boosted the market for materials separation and, in turn, the growing market has brought the entrepreneurs and equipment engineers to increase receiving markets and develop better handling methods, both of which improve cost-effectiveness," says Brickner.

CONTINUING EDUCATION

Use the following learning objectives to focus your study while reading this month's ARCHITECTURAL RECORD/AIA Continuing Education article. To receive credit, turn to page 188 and follow the instructions. Other opportunities to receive Continuing Education credits in this issue include the following sponsored section: "First Impressions: Knowing Your Options Makes It Easy to Create Magnificent Openings," sponsored by JELD-WEN, page 192.

LEARNING OBJECTIVES

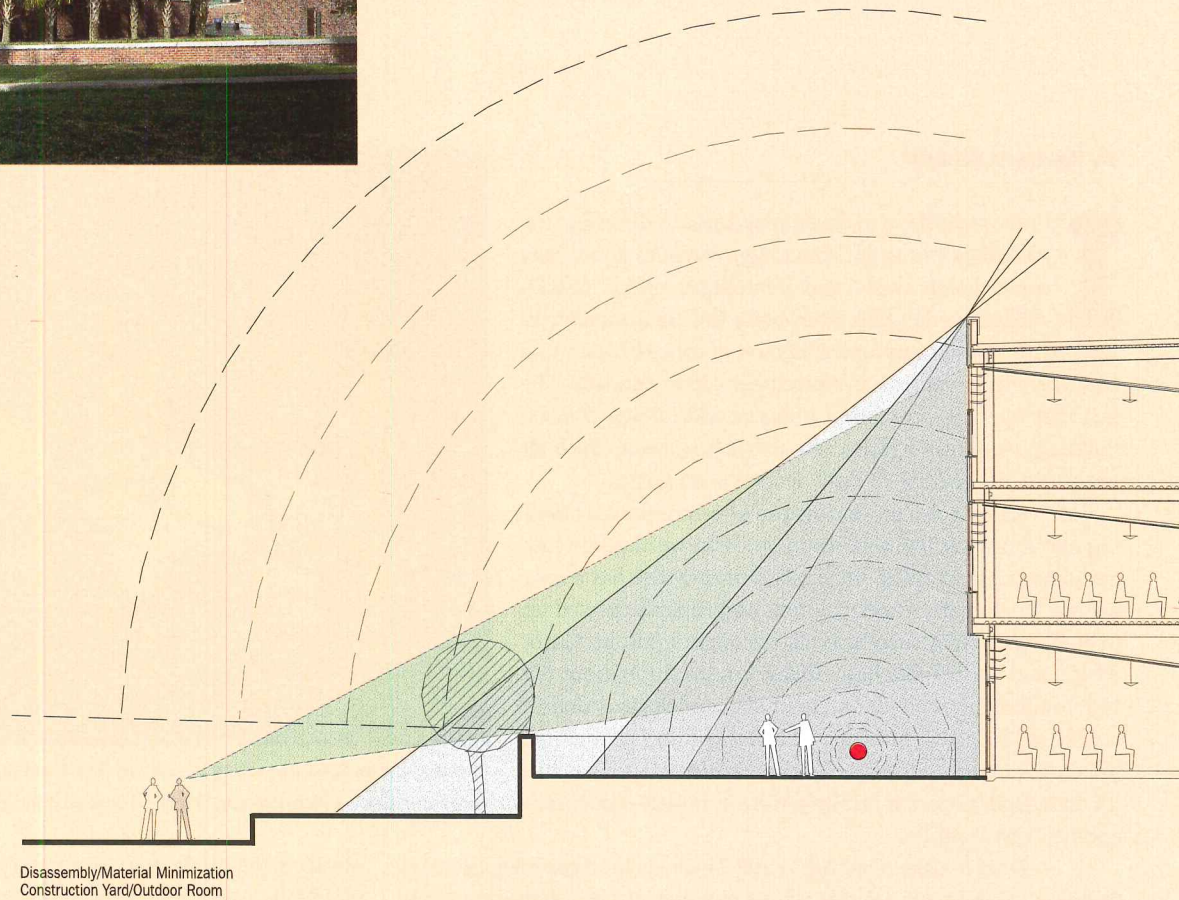
After reading this article, you should be able to:

1. List problems associated with disassembling buildings.
2. Discuss current and future incentives for reusing and recycling building materials.
3. Describe benefits of designing for disassembly and deconstruction.

For this story and more continuing education, as well as links to sources, white papers, and products, go to www.architecturalrecord.com.



At Rinker Hall at the University of Florida (above), the Croxton Collaborative designed for disassembly by eliminating multiple layers of material and leaving structure exposed when possible (opposite two). The architects created an outdoor room (right) for construction-related activities that takes advantage of climate, building effect, topography, and organization.



Controlled demolition


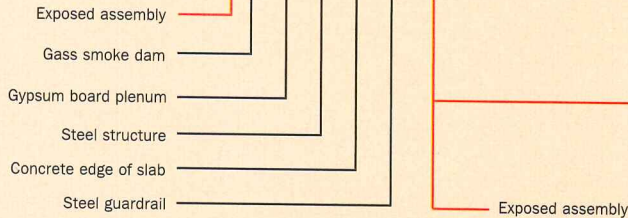

A dismantling and demolition project starts with an assessment of the construction methods and materials. Items of value, and those that are reusable and recyclable, are all identified. An analysis of hazardous material content will reveal limitations on materials reuse and disposal, and then a judgment is made on the extent of demolition. GBB recently completed a waste diversion and demolition at the Nashville, Tennessee, Thermal Waste-to-Energy Plant. Brickner describes the key elements of the Nashville process: “The first action was an auction of all the old equipment and spare parts. The auction raised \$983,000, and purchasers were required to remove items at their cost. The primary construction materials on-site were concrete and steel, including the 200-foot-high smokestack that was taken down by controlled demolition. Overall, we charted a course for the demolition contractor that recycled 90 percent of the materials. We had the benefit of time to run the auction. Because of that, the demolition phase was considerably shorter than if the whole site had been crushed, and we added the benefit of generating nearly a million dollars for the owner.”

GBB required the contractor to produce a weekly report of all the value and weights of materials that they pulled from the site, their destination, and their sales price. This data complements a directory that GBB compiled for the metropolitan Nashville government of construction mate-

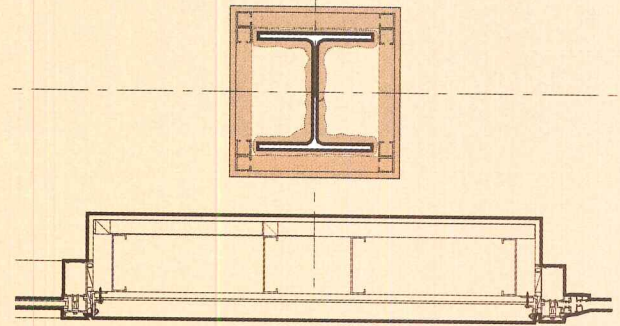
rials, and the local and regional materials markets for reuse and recycling.

Cost-effective materials disposition depends on local and regional disposition of materials to ready markets. Contractor costs go up if materials need to be transported some distance to find their markets, or if they need to be stored for any length of time before reuse. The U.S. lags behind Europe and Canada, which have a much larger and more well-developed network of materials handlers and brokers. In Europe, forces encourage separation of materials and reuse. The land is scarcer, the value of materials higher, the availability of raw materials more restricted, and the regulations tighter. In the Netherlands, there is no such thing as demolition debris; it all has to be reused, and they have a robust “downcycling” market for materials to be reused in lower value applications. Brickner and GBB, in their training function, constantly promote the need for awareness of material markets and opportunities for reuse.

European environmental legislation also requires producer responsibility for collecting, sorting, and recycling of discarded products at the end of their service life. Manufacturers work with recycling companies and their own supply chains to manage the reuse and recycling of their products to control the life-cycle costs. While the U.S. operates far below this standard, American product companies increasingly see that it is sound business practice to take back and reprocess their own construction



These details (right) show the traditional method of fireproofing (spray, steel studs, drywall, cornerbeads, spackle, paint), which inhibits disassembly. The architects substituted a sprinkler system in order to leave the materials exposed.



Disassembly/Material Minimization
Rinker Hall : Eliminated
"Layers"/Expose Structure

waste. Developing routine methods for reuse is part of developing a truly “closed-loop” environmental system—one where every material has an ongoing useful life, and waste is diverted from landfills.

Designing for deconstruction

According to Charles Kibert, founder and director of the Powell Center for Construction and the Environment at the University of Florida in Gainesville, “We are starting to do a good job of diverting construction waste, but we are not yet very good at preventing waste in the first place.” Kibert points out that the LEED system, which has proved to be a huge catalyst for diversion of waste materials during construction, has been in place considerably less than a decade, but we have hardly begun to address the companion movement—Design for Deconstruction or Disassembly (used interchangeably)—that integrates waste prevention into the design process. Together they approach the problem from material and design decisions. First, individual building products should produce little waste in their use and installation and have high value for reuse and recycling; and second, the building itself should be designed with its disassembly or deconstruction in mind. As Kibert points out, we don’t yet have an integrated system to deal with all aspects of construction waste prevention and recycling, but it isn’t for lack of talent dedicated to providing solutions.

Kibert was the owner’s representative, and the Croxton Collaborative/Gould Evans was the architect for Rinker Hall, home of the M.E. Rinker, Sr. School of Building Construction at the University of Florida. It was an opportunity for both Kibert and Croxton to explore Design for Deconstruction ideas. Randy Croxton, principal of the Croxton Collaborative, advocates an approach that he calls “materials minimization.” In Croxton’s words, “There are three aspects to our design philosophy. The first is that we look for ways not to build; that is, we explore solutions to programmatic requirements that don’t create fully enclosed, energy-consuming space. The second is that we minimize in design and detail by avoiding glued and composite systems and by using assemblies of resources that can be retrieved and reused at the highest value. And finally, we facilitate disassembly by avoiding situations that require destructive demolition.”

At Rinker Hall, the philosophy led to the selection of steel over concrete, while avoiding layers of fireproofing, Sheetrock, and other finishes. Floor slabs are concrete, but sealed and left exposed or covered only with resilient floor tiles rather than layers of carpets and pads. Partitions do not engage columns, anticipating and facilitating change and reuse. One of the hallmarks of Design for Deconstruction or Disassembly is a respect for change over the lifetime of a building.

Renovation and remodeling make up the lion’s share of that



The 200-foot-tall smokestack at the Nashville Thermal Transfer Corporation facility was brought down using controlled



demolition. Electrical equipment from other parts was auctioned off as part of the demolition and dismantling of the entire complex.



huge volume of C&D waste. According to some EPA statistics from 1996, demolition and renovation constitute 92 percent of construction waste. That is a tangible incentive to increase the life of the building and its materials by designing a building that can respond to changing programmatic needs. According to Croxton, "If a building doesn't support change and reuse, you have only an illusion of sustainability. You may have excellent building orientation and other energy-saving systems, but the building must also be able to be flexible to meet a change in curriculum." Indeed, building types that were once thought of as fixed, from research labs to university classrooms, have become examples of the imperative of flexible planning [see *RECORD*, August 2003, page 147].

Mechanical systems that typically run in false ceilings or are otherwise bound to the structure complicate disassembly and may necessitate destructive demolition for renovations. At Rinker, the Croxton Collaborative created a "highway" for the mechanical runs and placed them overhead, but they are masked from sight by manipulations of architectural elements such as the roof slope. Open and accessible to facilitate nondestructive changes, they are also generously sized to provide maneuvering room for unanticipated technologies. The resulting spaces are open and flexible to meet with a strong connection to the external environment and the changing patterns of light and shade through large windows and facade screens. Open, flexible spaces that are readily adaptable coincide with the goals of the internationally emerging Universal Design movement [discussed in *RECORD*, January 2004, page 145].

Planning ahead

Another university-practitioner partnership is creating a school designed for dyslexic children in California. Bradley Guy from the Penn State University Hamer Center for Community Design in Philadelphia and Scott Shell of EHDD Architecture in San Francisco are using a grant from the EPA to explore strategies and details for Design for Disassembly at the Chartwell School in Seaside (Monterey County), California. The exploration began with a matrix (see chart on page 188) of likely and typical construction materials and components, an analysis of their characteristics that rates ease of recovery and value after recovery. The chart of variables was a guide for material selection in the design of the building. Wood was selected for the structural framing. It is widely used in California and has a high economic value, but typical wood construction can be labor intensive to salvage and reuse. Design for Deconstruction suggests that connections should be simple, and fasteners should enable disassembly. One of the explorations at the Chartwell School that Shell and Guy have undertaken is how to keep to that principle and meet the requirements for building in earthquake zones.

Shell's earlier experience in school modernization sparked a particular interest in solving the problem of periodic window replacements. Typically, the cement plaster that encases the windows has to be destroyed, along with their weather tightness, to remove them. A simple window replacement for a large school would routinely grow into a major construction project that could not be completed during a summer break.



Keep what's on the wall
hanging in the back of their minds.

- 1000 cd/m² brightness; 3000:1 contrast ratio
- Exclusive DNIe™ technology for optimal picture quality and control
- Picture by Picture and Picture in Picture; PC, video, DVI and component inputs; HDTV compatibility
- Up to 50,000 hours panel life
- 24/7 tech support; two-year on-site warranty*

Samsung's visionary Q-series plasma.

A beautiful image leaves a lasting impression. And with Samsung's new Q-series 50" plasma, image quality has advanced to a new level. Engineered with 1000 cd/m² brightness and a 3000:1 contrast ratio, the Q-series affords stunning peak brightness, richer blacks and superior contrast definition than our previous models. And whether your source is hi-def TV, DVD or PC, our DNIe™ technology ensures optimal picture quality. Samsung's 50" Q-series. For an image they won't soon forget.

... Visit www.samsungproav.com or call 1-866-542-7214

©2004 Samsung Electronics America, Inc. Samsung is a registered mark of Samsung Electronics Corp., Ltd. Screen images simulated. *Two-year on-site service subject to regional availability.

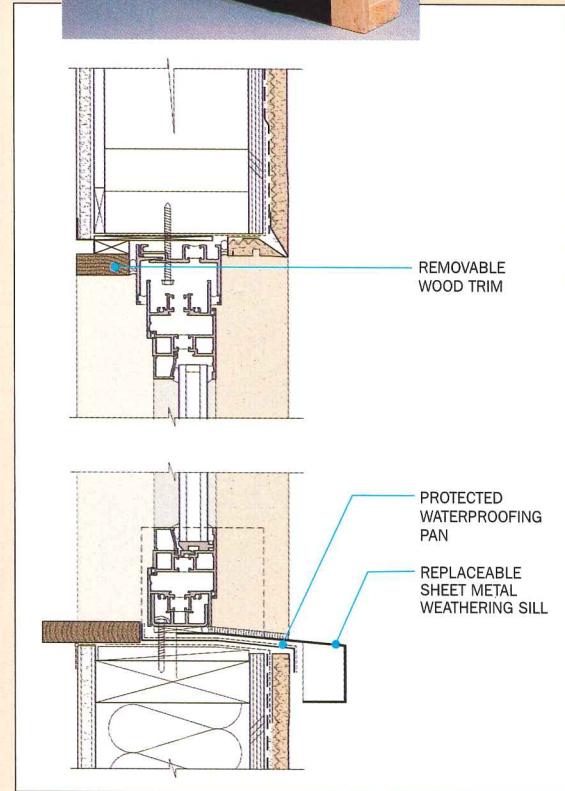

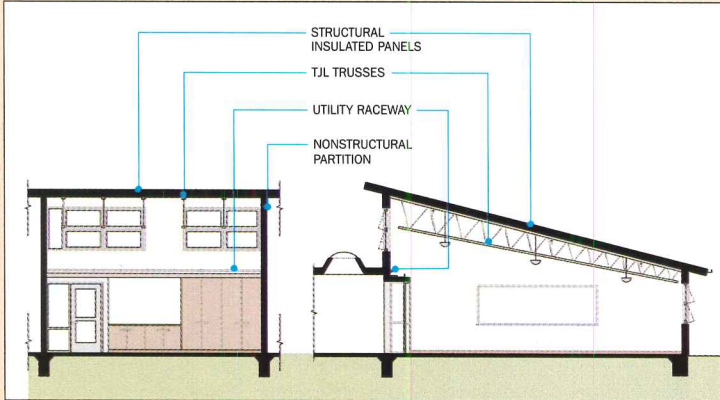
SAMSUNG

CIRCLE 94 ON READER SERVICE CARD
OR GO TO WWW.LEADNET.COM/PUBS/MHAR.HTML

The Chartwell School (bottom) received an EPA grant to research Design for Disassembly strategies. As shown in the section (below), utilities are segregated

from wood framing to allow for easier disassembly and to reduce holes in the framing, thereby increasing future salvage value. The Design for Disassembly window

detail (right and diagram, below right) allows the window to be replaced by simply removing the wood trim, and without disturbing the adjacent finishes.



Students would be moved to portable classrooms, and the whole process was a classic example of wasted materials, time, and money. To reduce time, the windows at Chartwell are detailed for disassembly with a minimum of waste. Similarly, the wood siding is fastened with clips that are screwed into the backing for ease of disassembly.

According to Guy, in separating systems and unlayering materials in a building, there are circumstances that require that either the design be rethought or a higher tolerance for deterioration be accepted. "If the building isn't caulked or painted at every conceivable place, for example, I might rethink how an area is protected by an overhang or some other building element. Or I may tolerate some wear or deterioration because I have created a system in which I can replace materials or components as needed without destroying the zone around it."

One area where there is no tolerance is worker safety. Dismantling buildings can be extremely hazardous, and it doesn't take much experience to understand that they are not designed to be taken apart. Besides toxic materials, assemblies give way suddenly, and infrastructure that is deeply integrated with structure is difficult to extract. When materials must be destroyed to be dismantled, workers are endangered by the released pollutants and dust. Dismantling roofs or other high building sections is much safer if they can be removed in large sections

and brought down intact for disassembly.

Guy is researching generic methods and guidelines for disassembly. Separating infrastructure from large components and roofs is one goal. Wood-frame construction is typically riddled with holes drilled for utility lines, making disassembly painstaking handwork that would never permit a roof to be removed easily for dismantling. At Chartwell, as at Rinker, the structure and the systems are separated and exposed. Utility lines are run in a raceway located just inside the classrooms above the casework, where it is available but not generally visible. Buildings are an assemblage of systems that create an integrated whole, which will be more efficient if it is designed for a life cycle of construction, repair, maintenance, and adaptation of its components.

The difficulty of end-of-life disassembly of current buildings makes it obvious that better material choices need to be made in future buildings. Design for Disassembly experts add another voice to the growing chorus of architects who encourage the profession to take a leading role in determining the materials that will be used in buildings. Michael Stacey [see *RECORD*, July 2004, page 153], Croxton, or Shell might choose different materials, but they would all be likely to agree that the selection and employment of materials must be specific to programmatic and construction requirements and closely tied to manufacturing processes.



Sicilian Teak

NEW!

Casanova ENGINEERED 

Exotic hardwood flooring for the style of your life. Unusual grain patterns.
Vibrant natural color. A signature statement for the discriminating homeowner.

www.br111.com

CIRCLE 95 ON READER SERVICE CARD
OR GO TO WWW.LEADNET.COM/PUBS/MHAR.HTML

 **BR-111**TM
EXOTIC HARDWOOD FLOORING

1-800-525-BR111 (2711)

EHDD Architecture prepared this matrix as a means to analyze the value and recovery feasibility of materials and components prior to design.

DISASSEMBLY MATRIX FOR THE CHARTWELL SCHOOL											
Spec section	Component	Expected life span in years	Ease of recovery as detailed*	Recovered for salvage or recycling?	Value after recovery	Quantity of materials	Weight	Weight of materials	Embodied CO ₂ /Ton	Total Embodied CO ₂	Salvaged materials available?
3300	Concrete	100	easy	recycling	low	536 cubic yards	2.025 tons/cu. yd.	1,085 tons	0.3/cu. yd.	160.8 tons	yes (aggregate and fly ash)
5100	Reinforcing steel	100	easy	recycling	medium	24,443 linear feet	.88 lbs/sq. ft. of concrete	9.5 tons	1.05/cu. yd.	10 tons	no
6120	Agriboard	100	easy	salvage	medium	16,372 square ft.	13 lbs/sq. ft. (8" panel)	106 tons	0 **	0	no
6170	Wood—wall studs	100	medium	salvage	medium	21,000 l. ft.	27 lbs/cu. ft.	23.6 tons	0	0	yes
6200	Wood—siding	50	easy	salvage	high	241.5 cu. ft.	26 lbs/cu. ft. (Fir)	3.14 tons	0	0	yes
7210	Batt insulation	50	medium	recycling	low	15,000 sq. ft. (wall) 4,500 sq. ft. (roof)	.28 lbs/cu. ft. (R-19)	3.1 tons	1.5/cu. yd.	18.9 tons	no
7412	Metal roofing	25	easy	recycling	medium	11,660 sq. ft. 8745 l. ft.	2.2 lbs/l. ft.	9.6 tons	1.05/cu. yd.	10.1 tons	no
8212	Flush wood doors	50	easy	salvage	low	12 doors (3'x7') 252 sq. ft.	5.3 lbs/sq. ft.	.67 tons	0	0	yes
8520	Glass	50	medium	recycling	low	8,250 sq. ft.	3.28 lbs/sq. ft.	13.5 tons	1.3/cu. yd.	17.6 tons	no
9250	Gypsum board	50	medium	recycling	low	38,500 sq. ft.	2 lbs/sq. ft.	38.5 tons	0.2/cu. yd.	7.7 tons	no
9550	Bamboo flooring	50	medium	salvage	high	4,609 sq. ft.	2.04 lbs/sq. ft.	4.7 tons	0	0	no

* assuming adequate maintenance of weather envelope ** wood and other agricultural products sequester carbon

Guy notes that we have had two significant and plaguing problems in 20th-century materials—*asbestos and lead*. Their toxicity has made building disassembly and materials reuse expensive, and sometimes impossible. Techniques for stripping lead paint from wood exist, but it can only be cost-effective if the wood has a high value architectural reuse: It is not cost-effective to strip wood for framing studs. Lack of standards for how to reuse some recovered materials is another barrier to achieving a closed-loop system. Wood grading and stamps have existed only since World War II, so structural integrity, moisture content, and species can only be surmised in materials pulled from older buildings.

Ultimately, it is what we build with now that will expedite future deconstruction. Some proponents would banish drywall, a composite of

low-value materials that are completely destroyed in disassembly. Guy would argue that the closer a material is to its natural state, the higher its potential for reuse, and he advocates for simpler materials.

The entire industry will need to participate as we move toward zero-waste building construction. Perhaps in the future, architects will also produce deconstruction drawings and conduct deconstructability reviews. Materials will arrive at the site either ready to use, and therefore leaving either no waste or recyclable waste, or they will be packed in materials that can be returned to the product manufacturer for reuse or recycling. Building components will be labeled or bar-coded with disassembly instructions and constituent materials. Costs for demolition and deconstruction will plummet as waste disappears. ■



AIA/ARCHITECTURAL RECORD CONTINUING EDUCATION

INSTRUCTIONS

- ◆ Read the article “Designing for Disassembly and Deconstruction” using the learning objectives provided.
- ◆ Complete the questions below, then fill in your answers (page 244).
- ◆ Fill out and submit the AIA/CES education reporting form (page 244) or download the form at www.architecturalrecord.com to receive one AIA learning unit.

QUESTIONS

1. Why did the U.S. abandon the art of recovery and reuse?
 - a. there were tax benefits for demolishing old structures
 - b. it is less expensive to buy new materials
 - c. to gain the predictability of new materials
 - d. there was a shortage of available reusable materials
2. Construction activities generate what percentage of waste?
 - a. 5–10 percent
 - b. 10–20 percent
 - c. 20–30 percent
 - d. 30–40 percent
3. Which statement is true regarding the economic value of disassembly?
 - a. building components are easy to separate
 - b. buildings contain few hazardous materials
 - c. salvaged materials have a high value
 - d. disassembly time and labor are costly
4. Reasons to reuse or recycle demolition include all but which?
 - a. landfills have reached capacity
 - b. fees for disposing hazardous materials have risen
 - c. the LEED system encourages new products
 - d. it is hard to get a permit to create a new landfill
5. Which factor encourages more material reuse in Europe than the U.S.?
 - a. the availability of raw materials is more restricted
 - b. regulations are looser
 - c. land is plentiful
 - d. the value of reused materials is lower
6. Which is a description of a closed-loop environmental system?
 - a. waste is diverted to landfills
 - b. each material has a finite life
 - c. a manufacturer reprocesses its own construction waste
 - d. products are discarded at the end of their service life
7. Materials minimization advocates all except which?
 - a. do not build fully enclosed spaces
 - b. avoid assemblies that can be reused
 - c. avoid situations that require destructive demolition
 - d. avoid glued and composite systems
8. EPA statistics show that demolition constitutes which percentage of waste?
 - a. 30 percent
 - b. 50 percent
 - c. 72 percent
 - d. 92 percent
9. Design for Demolition suggests doing what to facilitate wood reuse?
 - a. painting it
 - b. using fasteners for connections
 - c. not using wood
 - d. caulking it at joints
10. What endangers workers during demolition?
 - a. falling hammers
 - b. pollutants and dust
 - c. angry bats
 - d. electrical malfunctions



PUSHING THE BUILDING ENVELOPE

THERMO 3 SERIES

HIGH PERFORMANCE UNITIZED CURTAIN WALL SYSTEMS

Sota Glazing Inc. has developed the new THERMO 3 SERIES SYSTEM to satisfy the performance requirements of today and the future. The use of Polyamide Structural Thermal Breaks have allowed Sota to improve the thermal performance of the framing system by 100% over conventional thermally broken type curtain wall systems. The unique design of the THERMO 3 SERIES SYSTEM allows for an array of options like, Fully Captured, Vertical Butt Joints, 4-sided Structural Silicone, Metal Panels, Granite Infills, Sunshades and much more.

Frame 'U' Values	Approx. Weighted Wall 'U' Values	Condensation Resistance Factor
0.75 btu/h-ft ² -F° *	0.25 btu/h-ft ² -F° **	No Condensation *** -10°F Exterior / +72°F Interior Relative Humidity of 50%
* Approximate Value for Fully Captured Mullion	** Based on 40% Spandrel & 60% Vision	*** May vary according to frame & glass configuration



SOTA GLAZING INC.
ENGINEERED CURTAINWALLS

1 866 846 SOTA
www.sotawall.com

CIRCLE 96 ON READER SERVICE CARD OR GO TO WWW.LEADNET.COM/PUBS/MHAR.HTML





HARMONY[®]. THE PERFECT BLEND OF PERFORMANCE AND ECOLOGY.



Now there's a coating that meets your quality expectations without compromising environmental concerns. We call it Harmony. This high-hiding, low-odor, zero VOC, silica-free paint has anti-microbial properties that protect the paint film, and is available in hundreds of colors. Plus it is washable and durable, so you know your look will last. Keep performance and aesthetic requirements covered in perfect Harmony. To learn more, see your Sherwin-Williams Architectural Account Executive or call our Architect and Designer Answerline at 1-800-552-7579 for color and product information.



The Colors. The Paint. The Possibilities.[™]

www.sherwin-williams.com

CIRCLE 97 ON READER SERVICE CARD
OR GO TO WWW.LEADNET.COM/PUBS/MHAR.HTML

Tech Briefs

From balloon frame to CAD-tailored: Japanese precut framing technology comes to the U.S.

Advances in manufacturing technology are bringing mass customization closer to reality for home building. For a number of years, building suppliers have manufactured made-to-order components with a high degree of automation. Now, a supplier called MF Technologies is using a CAD-driven system called MasterFit, developed in Japan, to churn out custom-cut, engineered wood frames for single- and multi-family houses.

The Minneapolis-based company opened its first fully automated U.S. plant in June 2004. Company officials tout the system's frugal use of materials, which makes for less factory waste, as well as its ability to produce tighter frames and shells, reduce production and assembly time, and simplify labor requirements.

The MasterFit system consists of a proprietary CAD tool (an AutoCAD add-on) to which data from standard CAD files, hard-copy drawings, or sketches are added. The tool then lays out the frame and cuts studs, joists, rafters, and trusses from engineered wood using a computer numeric control (CNC) system. Frame components are labeled and shipped to building sites as a kit of parts. Because they are assembled with interlocking metal pegs and plates, the frames can be erected by construction teams with minimal training, rather than skilled laborers. (Prefabricated building panels used with the frames must be attached with nails or screws, however.)

The Albert Lea, Minnesota, factory can turn around an order in about two weeks. Once components are on-site, the shell of a 1,500-square-foot house can be erected and enclosed within three days, according to MF Technologies president Santos Martin.



MasterFit Frames (right) are shipped to a site and assembled with joinery included in the kit. The house above was built by seven women enrolled in a carpentry-training program in Duluth, Minnesota, who had only one week of experience.

Selling points, future efforts

The company emphasizes engineered lumber's sustainability and strength. "When I saw MasterFit's system in Japan, I was struck by its structural efficiency," said James Brew, an architect with LHB in Minneapolis and a consultant to MF Technologies. "A four-by-eight beam can span twice the distance and carry up to twice the load of conventional lumber." Despite these advantages, the growth of this market has been slow. While the number of engineered wood plants in the U.S. has about doubled since 1989, engineered wood still represents only 5 to 6 percent of the North American structural framing material market, according to the Engineered Wood Association.


Sustainability may end up being the system's strongest selling point. "We're using about 2 to 5 percent less lumber than typical stick-frame houses, and making the frames from trees that grow back quickly," says Martin. "And you can get a better R-value with the same insulation," he added, because the frames are tighter than stick frames. Houses built with the system also

lend themselves more easily to deconstruction and disassembly for reuse, according to LHB's Brew.

Although the process has been used mostly for single-family homes and multifamily town houses, Martin is thinking of going after the light commercial building market. "Because it's an engineered product, we can eliminate on-site errors and speed enclosure," he said.

Kicking the tires

Some who have studied mass customization point out limitations of the MasterFit system. Kent Larson, professor of architecture at MIT and director of its research program *House_n*, says that it lacks well-conceived pathways for utilities such as pipes and wires and doesn't address the integration of structure with interior, non-load-bearing infill partitions and cabinetry. "A process for making high-quality, mass-customized homes requires considering the whole system, from flashing to how air moves indoors." Daniel Schodek, a professor of architecture at Harvard's GSD, says, "It's a highly developed approach, but likely



inadaptable to late changes that invariably occur during custom building." (LHB's Brew disputes this, saying the kits can be field-modified by the same techniques used for stick-frame construction.)

Mass production and customization for homes has long been a source of study and interest within the architectural community. Current efforts include MIT's Open Source Building Alliance, which is carrying out a research initiative into standardized, component-based designs for homes that calls for matching automated design tools with efficient fabrication, delivery, and installation methods using nonproprietary digital systems. "That is the only way we will get the economies of scale and competition necessary to change a dysfunctional industry," says MIT's Larson.

Judging from previous standards-development efforts in the computer and building industries, progress is likely to be slow and uneven. In the meantime, a system like MasterFit offers a measure of mass customization for willing designers. *Ted Smalley Bowen*

the only
characteristic
of wood we
couldn't *imitate.*



THE IWP® AURORA™ COLLECTION | Every IWP Aurora custom composite door is designed to emulate real wood doors (minus the fresh forest scent). These doors look and feel like wood, yet they offer low-maintenance performance that genuine wood just can't match. In fact, IWP Aurora doors are engineered to withstand harsh weather and extreme temperatures for years. These benefits, as well as a host of designs and options, are sure to enhance any home. To learn more about reliable JELD-WEN® doors, visit www.jeld-wen.com/auroradoors2. Shown: IWP Aurora A1202 in Knotty Alder Woodgrain with a Bordeaux Speakeasy Grille; Inset, IWP Aurora A252 in Mahogany Woodgrain.

RELIABILITY *for real life*™

JELD-WEN
WINDOWS & DOORS



JELD-WEN PRESENTS

First impressions: Knowing your options makes it easy to create magnificent openings

CONTINUING EDUCATION

Use the learning objectives below to focus your study as you read **First impressions: Knowing your options makes it easy to create magnificent openings**. To earn one AIA/CES Learning Unit, including one hour of health safety welfare credit, answer the questions on page 197, then follow the reporting instructions on page 246 or go to the Continuing Education section on archrecord.construction.com and follow the reporting instructions.

LEARNING OBJECTIVES

After reading this article, you should be able to:

- Explain the available options for exterior and interior doors
- Select the proper exterior door for any exposure
- Understand new technologies in door manufacturing

Every designer wants to make a statement, whether the project is a \$200,000 tract home or \$13 million custom home. Now, you can do that, regardless of the price range of your project.

This continuing education unit is an A-to-Z guide to the options available to architects in selecting appealing, trouble-free doors. It will discuss not only door design but also materials, appropriate environment, hardware, glass and coming options, finishing and customization of both exterior and interior doors. The discussion will include garage doors, which are now becoming a design consideration for many architects and homeowners.

Any discussion must begin with the materials and their distinctive characteristics. Exterior door materials require careful analysis. Today, there are a great number of alternative door types available, and each must be considered within the context of the environment in which they will be installed.

Wood is the traditional choice. Wood is beloved for its character, warmth and style. A variety of quality hardwoods are available to suit varying architecture and styles.

Architecturally significant entry systems have historically begun with components of one of the following hardwoods:

Alder is a versatile wood that accepts stain very well and, thus, has a greater color range than many other species. Stain colors used on alder can range from a light blonde to deeply colored merlot or gunstock with varying degrees of red in the center of the range.

Alder features a fairly straight grain with areas of burl clusters and a few small knots, which add character and will show some darker textures and shades when finished. Alder is the lightest and least

First impressions.

dense of the hardwoods generally used by manufacturers but may be stained to look like its more expensive hardwood cousins, including cherry.

Historically viewed as an overabundant weed tree, Western red alder now sustains a major hardwood industry, centered on the Northern Pacific Coast. Red alder has become the most abundant broadleaf tree in the Pacific Northwest. It now accounts for seven percent of the total timber inventory and 61 percent of the hardwood inventory in western Oregon, Washington and British Columbia.

American Black Cherry, from forests in the Northern United States, varies in coloration from rich red to reddish brown in color. It is occasionally found with thin gum pockets and small clusters of pin knots and random streaks of blonde-colored sap wood, which give this hardwood a distinctive appearance. Cherry is a strong, stiff wood with a fine, straight, close grain and smooth texture. It stains easily and smoothly.

Northern Red Oak, from U.S. sources, is a high grade and exhibits consistent color and grain patterns. It is a widely utilized and immediately recognizable hardwood. Northern Red Oak is known for its dramatically pronounced grain pattern and offers a wide color range, making it similar to alder in its versatility. The species ranges in color from light straw to honey with a light pink tint, and it accepts stain very well.

Honduras Mahogany, now generally imported from Central and South America, is the most stable of the hardwoods, with less expansion, contraction and moisture absorption than any other species. Mahogany varies in color from several shades of reddish brown, to deep, rich red. It stains well for an excellent finish. The grain can vary, ranging from straight to interlocked, and it shows a prominent growth ring figure.

For years, mahogany has been the number one cabinet wood of the western world due to its stability and appearance. This reddish heartwood deepens with age to rich reddish-brown. It is often fine-textured although somewhat variable, and it often has ribbon striping that is sometimes curly or wavy. It is excellent for lumber and veneers. Mahogany finishes very well and is moderately resistant to termites.

Walnut is a durable wood harvested from the Eastern United States. It is traditionally used for fine furniture, gunstocks, musical instruments and boatbuilding and is becoming popular for doors. It features a color range from rich dark brown to purplish black with highly attractive blonde streaks of sapwood within the darker

tones. This wood normally has a straight grain, and occasional waves or curls are sometimes present. Knotty walnut is also available with its distinctive features.

Hard Maple is often the choice to lighten a room. It has a predominantly creamy white color, a fine grain texture and is hard enough to resist abrasions and wear.

Few woods have the distinct character of maple. It is bold, handsome, unique and is marked by dramatic variations in grain pattern and wood color, often within an individual door, drawer front or frame component. Maple is increasing in popularity for home interiors.

Hickory is a strong and varied-grain wood. In a natural or light finish, its color can change wildly, from white to dark, even chocolate brown. Random knots, worm holes and mineral streaks add even more character and boldness to hickory's natural beauty.

The sapwood of hickory is white, tinged with brown, while the heartwood is pale to reddish brown. The wood is known for its strength and shock resistance.

Appropriate exposure: A critical consideration

A critical consideration in choosing an appropriate entry door or "entry system," a package that includes a transom and sidelights, must be the exposure of the entryway to the elements.

Despite the architectural appeal of hardwood entry systems, there are situations where exposure is too extreme for hardwood. For those situations, there are a number of alternatives. "Composite," fiberglass or steel doors are specifically designed to withstand even the harshest of elements in the most extreme conditions.

It is prudent to ask the following questions to determine whether you have special performance needs:

- Are you designing for a climate with extreme temperatures?
- Are there seasonal high winds or hurricanes?
- Are exposures northern, southern, eastern or western?
- Is controlling noise levels outside the home an issue?
- Does the front entrance have an overhang?
- Have you thought about fire ratings?
- Is energy efficiency a priority?

Technically advanced, low-maintenance exterior doors in fiberglass, steel and composite are also engineered and constructed to resist buckling, chalking and peeling, all common problems historically with steel and fiberglass doors.

Fiberglass, steel and composite doors may begin with a polystyrene core (an alternative to polyethylene, which was found to lose its thermal resistance over time). Polystyrene core doors are ENERGY-STAR-rated and may prove as much as 40 percent more efficient than other door types in resisting thermal conduction.

As is the case with hardwood doors, steel, fiberglass and composite doors may be enhanced with either transoms or sidelights to create entries that have the same dramatic effect as hardwood entryways.


Fiberglass exterior doors are more weather resistant than hardwood doors, and are less expensive. Because of their popularity, they are being manufactured in a growing number of designs that conform to a range of architectural styles.

The degree of absorption of ultraviolet rays is a factor to consider in selecting engineered entry systems. Because the degree of absorption varies according to color, it is critical that designers know that painted steel doors can be affected by heat. In 110-degree ambient heat, the temperature of a white steel door rises 10 to 15 degrees; a dark green door of the same material will experience a temperature rise of roughly 70 degrees.


A combination of storm doors and exterior doors will work fine in winter, but heat build-up between the doors in summer can cause distortion of the steel surfaces. The steel may expand with heat, and oil-canning or warping may occur.

Steel-edged doors offer increased safety and security by adding strength and a fire rating factor (for true protection, these doors must be used in combination with certified frames and hardware). Polystyrene-core steel edge doors are also hurricane-rated, assuming they accompany the other elements of a door system which includes (besides door slab) frame, hardware and other elements which meet the specific building code requirements for the county. Hurricane rating assures the doors will not be blown out of casings or allow an unreasonable amount of water to infiltrate.





Craftsman glass detail



Round clavos



Corner strap



Rustic grille

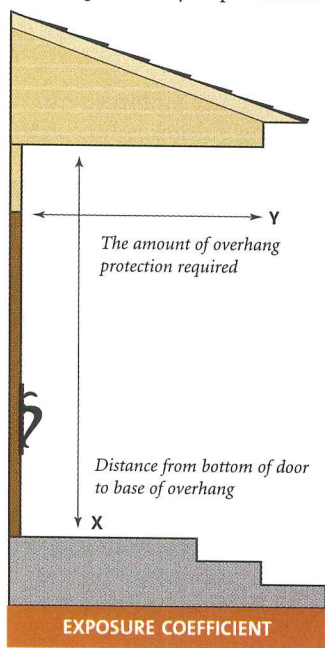


Entry system with sidelights and transom

Wood composite doors offer the beauty of wood but are a low-maintenance alternative that performs well in varying climates. The wood-like surface is made to resist dents and along with advanced lumber stiles and composite rails will not rot. They are designed to perform well under pressure, some meeting the strict building codes of Dade County, Florida (see door system components above). They come in a variety of panel profiles and textures, and may include glass inserts and heights up to 8'0."

Custom composite doors move wood-alternative options into the area of high-end elegance and extreme durability. These doors, while emulating the rich appealing look and feel of solid wood doors, are engineered to withstand the rigors of nearly any environment. Also now available in French doors, this technology allows for a door nearly indistinguishable from real wood, yet equally at home in the desert or in the midst of constant coastal extremes.

If your choice is hardwood, the placement of the door will be a major factor in its maintenance and longevity. To adequately protect a hardwood door and extend its life, the designer of the entry system must do some factoring. The architect must first factor climate, then the compass direction the door will face. These will determine, for the most part, the amount of overhang necessary to protect the door from weather.



To calculate a correct overhang for moderate climatic conditions, a simple formula is " $Y=1/2X$," in which "Y" is the length of the overhang and "X" is the height from the base of the door to the bottom of the overhang (see chart at left).

Where decay or termites are of concern, another option to consider are "treated" products, manufactured through trademarked processes that insure 100 percent penetration of cut-stock to create worry-free, reliable wood doors that are protected from decay, termites and water damage.

In a newly patented treatment process, water has replaced petroleum-based solvents as the carrier for the active ingredients—tebuconazole as the fungicide, imidicloprid as the insecticide—reducing environmentally damaging VOCs (volatile organic compounds) by up to 97 percent.

Interior doors for every practical consideration

Interior doors may be made of hardwood, veneered plywood with pre-finished hardwood appearances, molded wood fiber or medium density fiberboard (MDF), which offers the polished appearance of natural wood.

Other interior options include mirrored doors that reflect natural light throughout the room and French doors.

Veneered plywood and molded wood fiber doors are available with solid cores for areas of the house where you need to deaden sound. Solid-core interior doors reduce sound transmission by as much as 50 percent.

In the manufacture of molded wood fiber doors, sawmill waste is reduced to woodchips, screened for size uniformity, softened by steam in what is called a "digester," and further reduced to fibers. After these fibers are dried, they are mixed with resin and wax and formed into sheets. Sheets are molded into designs by compressing the sheets at high temperature and trimmed to size.

Router-carved MDF doors, until recently, were available in a limited number of styles. They are now available in more than 70 standard designs. As an alternative option, designers may create their own custom MDF doors.

"Any design you can imagine, we can now create," says Chris King, product manager for a West Coast manufacturer. "The design can literally be drawn on a cocktail napkin, brought into the dealer, designed and then created. We can now provide options to fit any decor."


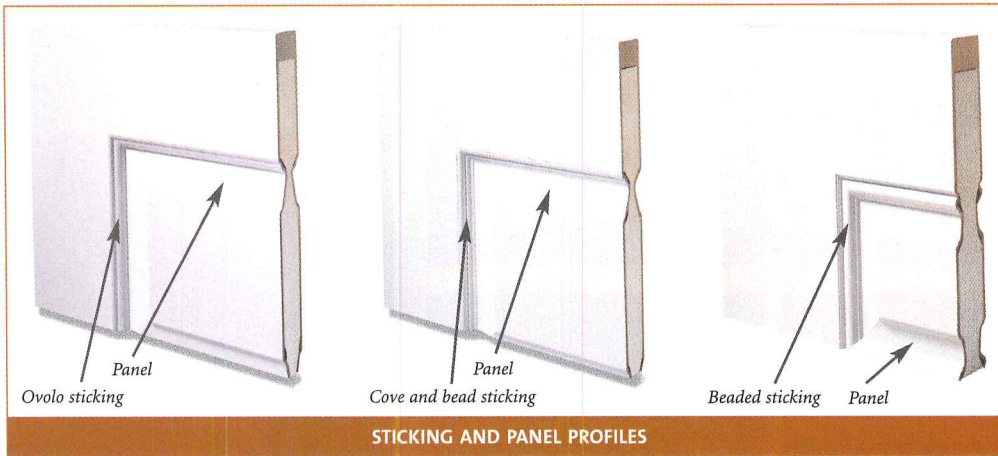
Router-carved interior doors can be designed to carry an architectural theme throughout the home, or to make a specific room stand out from the rest. The skin of interior router-carved doors are created from a single sheet of MDF. MDF doors have a detailed and polished appearance very similar to that of genuine wood.

The core is polystyrene, making the router-carved products one-third lighter than other MDF doors and increasing the STC (sound) rating of the door to 31, giving them the highest sound resistance of any residential door on the market.

"With computerized router technology, we make door customization easy," says King, "And we do it without the cost and long lead-times of traditional custom door manufacturing."

Enhancing the wood look, custom MDF doors are available with options like sticking profiles and raised moulding, for a classic wood door look unlike anything else on the market.

All-wood edges provide superior screw holding, and the polystyrene core makes new MDF products up to 50 percent quieter than standard hollow-core doors.



Eye-catching glass accents add a sophisticated touch to both exterior and interior doors

In addition to a broad range of stained glass options, including multiple glazing for protection and energy efficiency, manufacturers now offer a variety of decorative glass textures, patterns and colors.

Among the options:

- **Waterglass:** A fairly obscure glass, with a texture resembling subtle waves.
- **Baroque:** A unique, slightly distorting glass in a number of colors, including gray.
- **Clear Seedy:** An obscure glass in which tiny bubbles create a lively texture and natural sparkle.
- **Granite:** An obscuring glass with a surface resembling a fine rock-like surface.
- **Sahara:** A very obscure glass with the rippled texture of desert sand.
- **Glue Chip:** Another very obscure glass with a feathery, frost-like texture.
- **Reeded:** English glass roll-formed into a strong linear pattern.
- **Cotswald:** An obscure glass with a vertical pattern resembling running water.
- **Ripple:** Obscure, with a surface like wind-blown water.

Any of the stylized glasses may be installed to fill an entire lite or may be incorporated in a variety of intricate glass designs for either exterior or interior use. They are available with brass, polished zinc, satin nickel or patina (black) coming.

Panel options and sticking patterns multiply design possibilities

Every door design is defined by its panel configuration and sticking profiles along with material. Panel options and sticking profiles determine whether the door will read as traditional or contemporary, Craftsman or Mission, elegant or old-world.

Exterior panel construction options include traditional edge-glued solid wood panels, with precise detail and deep shadow lines; or bookmatched veneer placed atop medium density fiberboard (MDF), which offers enhanced strength and stability.

Panel profiles may be hip-raised or double-hip raised, flat or scooped, depending upon the degree of relief desired. The “double-hip” reveals two beveled edges for a visual alternative.

Sticking profiles, at the edges that join the panel to stiles and rails, allow for a wide variety of design options. Beaded sticking adds a strong three-dimensional look to traditional panel design. Ovolo sticking offers a classic rounded design, and modified cove and bead sticking is a detailed relief. For a Craftsman or contemporary look, non-profiled or square sticking with flat panels gives a clean look. The door can be further enhanced by the addition of a shelf to complete the Craftsman look.

Panels can include hand-carving for a strong statement of elegance; they can also include glass insets from a large variety of decorative glass options. Traditional Craftsman-style glass includes geometrically-patterned designs in earth tones such as green, blue, gold and rust. Customization of stained glass also includes choice of coming in patina, brass and satin-nickel for a touch of architectural elegance. Beveled, grooved and sculpted glass panel options are a popular choice for almost any style of home or application within the home, such as French doors.

Panel options can also include louvered panels on either the top or bottom or both panels. These are used for laundry rooms and closets for air circulation. Staved panels allow for a planked look in the door. These can either be actual planks formed to make the panel or a planked look using grooves into a door surface. Both provide for a more informal look, and if painted are used in many cottage, Cape Cod or beach-front style homes.

Sidelights and transoms that either match or complement the door may be configured with all the same options to enhance architectural style.

Architectural hardware adds drama with rustic charm

Entry locksets along with a wide variety of metal accents now strengthen the architectural statement of old-world styled doors with their rustic, hand-forged charm. Offered in a wide variety of styles, speakeasy grilles, clavos, straps and door knockers add a distinct element of drama to wood or custom composite entryways. Hardware is available for both door and sidelights.

“No-dent” composite garage doors match any architecture

Wood composite garage doors, in a surprising range of architectural styles, provide an answer for the residential architect looking for the elegance of wood—without the maintenance; the strength of steel—without the potential for denting or rusting; and the durability of fiberglass—without the cost.

Deep relief panels, clavos or a variety of decorative hardware are now standard items in some product lines. The new door lines can turn architectural eyesores into handsome architectural statements.

High-technology garage doors begin, as do many of the new engineered exterior and interior doors, with a CFC-free, polystyrene core for heightened R-values and stability over the life of the door.

Thermal-set melamine resins are combined with refined cellulose fibers to create an exterior door skin that is resistant to moisture, cracking, rotting, sub-zero freezing, desert heat and the damaging effect of the sun’s ultraviolet rays.

Advanced polymer skin and trim boards won’t crack, separate, rust or dent. Also, wood-grain composite exterior skins are indistinguishable in appearance from wood.

Layered LVL (laminated veneer lumber) support rails make engineered garage doors structurally advanced, compared to even the best-made traditional wood doors. ■

CLICK FOR ADDITIONAL REQUIRED READING

The article continues online at: archrecord.construction.com/resources/conteduc/archives/0410jeldwen-1.asp

To receive AIA/CES credit, you are required to read this additional text. For a faxed copy of the material, contact Mary Anderson at JELD-WEN, (541) 850-2606 or email MaryAn@jeld-wen.com. The following quiz questions include information from this material.

 AIA/ARCHITECTURAL RECORD
CONTINUING EDUCATION Series

LEARNING OBJECTIVES

- Explain the available options for exterior and interior doors
- Select the proper exterior door for any exposure
- Understand new technologies in door manufacturing

INSTRUCTIONS

Refer to the learning objectives above. Complete the questions below. Go to the self-report form on page 246. Follow the reporting instructions, answer the test questions and submit the form. Or use the Continuing Education self-report form on *Record's* website—archrecord.construction.com—to receive one AIA/CES Learning Unit including one hour of health safety welfare credit.

QUESTIONS



1. A main consideration in choosing an appropriate entry door is the exposure.
 - a. true
 - b. false
2. Which of the following is not a characteristic of polystyrene cores? They are:
 - a. highly insulative
 - b. sound resistant
 - c. lightweight
 - d. fire resistant
3. Glass panel options include:
 - a. beveled
 - b. grooved
 - c. sculpted
 - d. all of the above
4. Router-carved interior doors are made of:
 - a. MDF
 - b. IWP
 - c. LVL
 - d. melamine
5. In 110-degree ambient heat, the temperature of a white door will gain 10 to 15 degrees; a dark green door of the same material __ degrees.
 - a. 30
 - b. 40
 - c. 50
 - d. 70
6. Which of the following is not a performance consideration in choosing a door:
 - a. Are you designing for a climate with extreme temperatures?
 - b. Are exposures northern, southern, eastern or western?
 - c. Does the front entrance have an overhang?
 - d. Is the architectural style traditional, contemporary or old world?
7. The benefits of wood composites are:
 - a. wood-like appearance
 - b. strength
 - c. durability
 - d. all of the above
8. _____ doors are hurricane-rated.
 - a. polystyrene-core steel doors
 - b. wood composite doors
 - c. a and b
 - d. none of the above
9. Melmac is the trade name for what component of UV and moisture-resistant garage doors?
 - a. polystyrene
 - b. melamine
 - c. urethane
 - d. none of the above
10. New treated wood products offer decay, termite and water-damage protection at what penetration of cutstock?
 - a. 50 percent
 - b. 70 percent
 - c. 97 percent
 - d. 100 percent

JELD WEN® (800) 877-9482, ext. CEUD
WINDOWS & DOORS www.jeld-wen.com

CIRCLE 99 ON READER SERVICE CARD OR GO TO WWW.LEADNET.COM/PUBS/MHAR.HTML

GKD METAL FABRICS

www.gkdmetalfabrics.com



CIRCLE 100 ON READER SERVICE CARD
OR GO TO WWW.LEADNET.COM/PUBS/MHAR.HTML


**WE'VE CLEARED
THE AIR ON VOCs.**



WITH GREENGUARD™ CERTIFICATION, KNAUF WAS THE FIRST TO MEET THE TOUGHEST INDOOR AIR STANDARDS IN THE INDUSTRY.

Relax and take a deep breath. Knauf's full line of building insulation was the first to earn the GREENGUARD Environmental Institute's (GEI) Certification. This third-party certification and monitoring of Knauf's batt, blanket and blowing insulation products gives you the assurance that Knauf meets the most stringent appropriate indoor air quality standards for volatile organic compounds (VOCs), including formaldehyde.

GREENGUARD's Certification standards are the most comprehensive in the industry. They are based on criteria used by the U.S. EPA, OSHA, the State of Washington, the World Health Organization and the U.S. Green Buildings Council's LEED-CI program. So you can breathe easy knowing that all of Knauf's building insulation ensures high quality indoor environments for you and your customers. For more information contact Knauf Insulation at (800) 825-4434 ext. 8212 or visit our Web site at www.KnaufUSA.com.



KNAUF

"This is my insulation.™"

THE PINK PANTHER™ & ©1964-2004 Metro-Goldwyn-Mayer Studios Inc. All Rights Reserved. The color PINK is a registered trademark of Owens Corning. ©2004 Owens Corning.
The GREENGUARD INDOOR AIR QUALITY CERTIFIED mark is a certification mark used under license through the GREENGUARD Environmental Institute. *According to the U.S. Department of Energy



**A security blanket for
your client's wallet.**

Choose Owens Corning and you're choosing savings of up to 30% on energy bills in the homes you design.*



You're also choosing a full range of products that have been rigorously tested and certified for indoor air quality by the GREENGUARD Environmental institute. In fact, Owens Corning FOAMULAR® is the only foam product in the industry to receive such a certification. That's why you should always specify Owens Corning, an industry leader for over 65 years. And that's why, once again, It's Smart To Think PINK.™ To find out more, visit

www.owenscorning.com/insulationproguide or call 1-800-GET-PINK.

CIRCLE 102 ON READER SERVICE CARD OR GO TO WWW.LEADNET.COM/PUBS/MHAR.HTML



INNOVATIONS FOR LIVING™

ACOUSTICS

INSULATION



MANUFACTURED STONE VENEER

ROOFING

SIDING

Residential

Linear time becomes reflective time and manicured lawns get wild in our houses off the beaten track

BRIEFS

A Constructive Madness For more than a decade, Frank Gehry worked on the design of the Lewis House, whose bold forms and materiality rival the signature houses of Frank Lloyd Wright and Ludwig Mies van der Rohe. When the estimated cost of the house hit \$82 million, however, owner and long-time Gehry supporter, Peter B. Lewis, pulled the plug. The design process is documented in *A Constructive Madness*, a film written by Jeffrey Kipnis, curator of architecture and design at the Wexner Center in Ohio. Information at www.aconstructivemadness.com.

New zero-energy houses fight pollution The Department of Energy seeks to help solve pollution problems with houses that have zero electricity requirements. Last month, it partnered with Habitat for Humanity to build a fourth near-zero-energy house for less than \$100,000. The average daily energy consumption cost is 82 cents, as opposed to the typical \$4 to \$5. More information can be found at www.energy.gov.

Design-build in Kansas City

Modular House One in Kansas City is the latest project of Dan Rockhill, a professor and practicing architect, and Studio 804. The design-build program at the University of Kansas, founded by Rockhill in 1995, allows students to apply classroom learning to real life. The studio focuses on innovative, affordable housing. Twenty students constructed Modular House One in 18 weeks for roughly \$130,000. The prefabricated house is finished in a deep Brazilian redwood. To learn more, go to www.studio804.com.

Residential architects join together

Noting that most Americans live in poorly designed and constructed homes, many of which are hazardous to health, this summer the Congress of Residential Architects convened to provide a forum to enhance residential architecture in the U.S. by sharing knowledge among constituents, increasing awareness of good residential design, and providing advocacy to designers. The group will host a discussion entitled "The State of Residential Architecture" in L.A. this December. Visit www.reinvention2004.com for more information.


Utopian living flourishes in Moscow

Erick van Egeraat and Zaha Hadid plan residential complexes in Moscow in the coming years. Egeraat's design includes five apartment towers, each inspired by the work of an avant-garde Russian artist. Hadid's project will sit on an embankment and is slated to cost \$180 million. The Capital Group of Russia sponsors both projects. For further information, visit www.capitalgroup.ru/eng. *Audrey Beaton*

Houses sited off the beaten track share an obligation to provide a setting conducive to serenity and solitude. Leaving civilization behind involves a gradual shedding of pavement, signage, telephone poles, and crowds. Along with these signs of modernity, speed and strife dissolve in nature's timeless, quiet rhythms. The architectural strategies used to successfully mingle design with nature vary, but the houses discussed here have common threads. Framed and extended views of the outdoors bring the pleasures of life outside deep within. Employing indigenous natural materials and existing landscape and topography in the design, either symbolically or literally, is another way these projects incorporate nature. Whether located in the desert highlands of Texas, on a remote island off Finland's southern coast, at Wisconsin's northernmost tip, or on a rugged beach in the southeast of England—each of these houses displays a vernacular architecture that profoundly connects with its surroundings. *Jane F. Kolleeny*

CONTENTS

- 202 House of Silence**
Juhani Pallasmaa Architects
- 208 Two Black Sheds**
Salmela Architects
- 213 Trahan Residence**
Tighe Architecture
- 218 Vista House**
Simon Condor Associates
- 225 Residential Products**






Sited in a pine and birch forest, the house has framed views extending out through


the tree trunks, across the broad expanse of Siikanjärvi to a narrow sound and beyond.

Pallasmaa likens the pine-boarded building, with its long, curved shape, to a boat, pro-

viding protection from the elements and navigating the rise and fall of the rough terrain.



The angled roofline of Juhani Pallasmaa Architects' House of Silence smiles as sublimely as a cheshire cat



By Peter MacKeith

We make our houses in our own image," Finnish architect Juhani Pallasmaa is fond of saying. This quiet ambition echoes admirably throughout the design of the House of Silence. The house embodies the shared values of the architect and client—restraint of expression, integrity, and an appreciation of the natural world. In addition, the interplay of landscape and architecture aims at a still and contemplative state of being for its occupants.

To sit and slowly breathe inside the house's moist, warm, smoke-scented sauna—feet propped up on a rail of aspen, gaze directed to the south through a horizontal slot window—makes palpable the intended stillness of the design. Overlooking the pine-and-birch-forested landscape along southeastern Finland's Siikanjärvi (Whitefish Lake), the framed view extends out through the tree trunks, across the lake's surface, and through a narrow sound to a larger lake. The resulting expansiveness of the view collapses foreground, middle ground, and distant horizon into a focus on the infinite sky.

The 2,000-square-foot, orange-stained wooden villa is combined with a modest-size, tar-blackened sauna building and several even smaller outbuildings. This grouping constitutes the House of Silence and is, in fact, the result of Pallasmaa's lifetime of research into intimate scales of design, even as he oversees construction of his master plan for the largest urban design project in Helsinki's history, a centrally located residential, commercial, and market-square district, rising above the capital's

former long-distance-bus plazas. Pallasmaa's more recent house designs, including this one, have all addressed the conditions of terrain and orientation through pronounced arced forms: sliced segments of a circular geometry in plan, two levels under a mono-pitched roof in section.

The topography of the site slopes gradually southwest to the lakeshore, interrupted by immense granite boulders within the forest, still lying now as they were when strewn by the retreat of the glacier 10,000 years ago. Traversing this slope, the arcing double-height southern wall of the villa sweeps toward the lake in order to follow the daily course of the sun, while closer to the lakeshore, a counter move of the curved concrete wall of the sauna structure cuts into the granite bedrock, providing protection and privacy to those within. Pallasmaa likens the long, curved, pine-boarded shapes of the house and sauna to boats, as if the structures provide not only protection from the elements, but perhaps more important, navigate the rise and fall of the rough, granite terrain through form, materiality, and orientation.

Conceived of as both a retreat (for its owner) and a guesthouse (available for rental by the traveler), the buildings possess a desired informality in their siting and in the openness of the public spaces. Counterbalancing that quality are more formal tactics: the strong geometry of the plan, the elevational compositions of the front and back, and the spatial hierarchies of public and private activity areas. The tapered hull-like shape of the house, supported by steel columns within overall

Project: House of Silence, Siikanjärvi (Whitefish Lake), Finland

Architect: Juhani Pallasmaa Architects—Juhani Pallasmaa, Hon.

FAIA; Jukka Liikanen (design assistant)

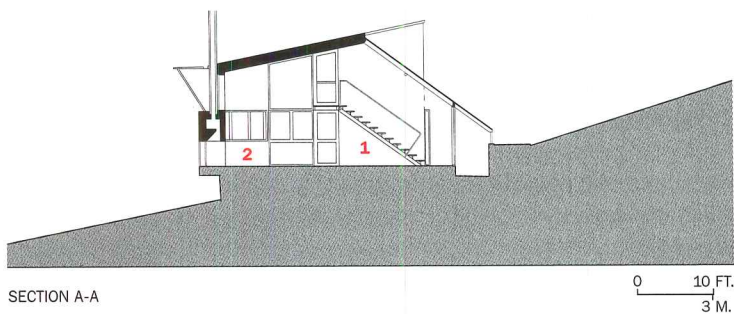
Consultants: Pauli Wetterstrand (structural); Jukka Sainio (mechanical); Pasi Hakala-Rahko (electrical)

Peter MacKeith, a permanent resident of Finland, is associate dean of the School of Architecture and associate director of the Sam Fox Arts Center, Washington University in St. Louis.

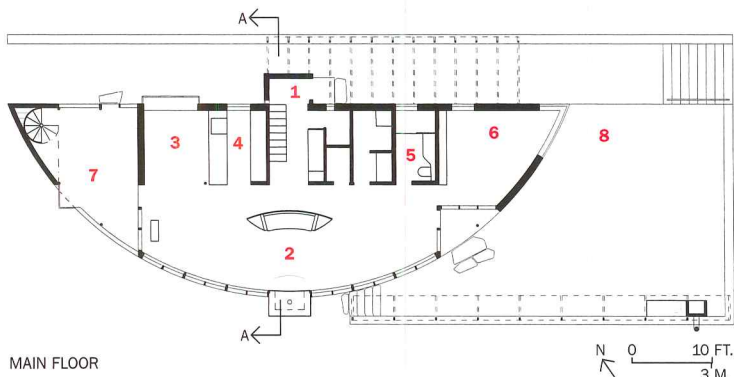


The main level of the house contains an ample living room centered around a fireplace and hearth, with a horizontal expanse of windows facing south (left). A kitchen/dining area sits under a suspended mezzanine overlooking the living room (below).

- | | |
|-------------|--------------|
| 1. Entrance | 5. Bathroom |
| 2. Living | 6. Library |
| 3. Dining | 7. Terrace |
| 4. Kitchen | 8. Courtyard |



SECTION A-A



MAIN FLOOR




wood framing, creates a luxurious length along the long axis—emphasizing movement and expanse—and a feeling of intimacy and immediacy by virtue of the short cross axis. On its main level, the house contains an amply sized living room, centered around an iconic fireplace and hearth; a double-height library; a kitchen/dining area; and a full bathroom. Three bedrooms upstairs align along a suspended mezzanine overlooking the living area. The mezzanine terminates in a screened and skylit porch above the main level's enclosed terrace.

The interiors are modest in their specific furnishings but refined in their finishes and details: stained pine boarding inside and out, ceramic tiling for the main level's floor, mahogany throughout the bathroom, and alderwood for the sauna's interior. The house condenses and displays Pallasmaa's interpretation of building elements and details—what he often refers to as the existential, even sensuous, “encounters” of architectural experience. These include such activities as

INTRODUCING
TREX ACCENTS

Inspiration from nature.
Enduring enjoyment
from Trex.®

A rich, natural wood grain surface. With enduring quality and enjoyment at its heart.
That's the beauty of new *TREX ACCENTS*. Call 1-800-BUY-TREX, ext. 634, or visit www.trex.com.



CIRCLE 103 ON READER SERVICE CARD
OR GO TO WWW.LEADNET.COM/PUBS/MHAR.HTML




Apertures abound throughout the house, “orchestrating views and light in the manner of a cinematic montage,” says Pallasmaa (top two). Along with several

smaller outbuildings, an alderwood sauna features a horizontal slot window where views to the south make palpable the intended stillness of the design (below).

ascent and descent (the stair); warmth and illumination (the fireplace and hearth); dining and familial life (the table); water, bathing, and hygiene (the bath); entrance, reception, view, and illumination (the door and the window).

Apertures abound throughout the house and are used to accentuate both specific places and particular activities. “The openings are conceived to orchestrate views and light in the manner of a cinematic montage,” says Pallasmaa, who has written extensively on architecture and film, “sometimes with surprising cuts.” Whether reclining on the curved settee in front of the hearth, contemplating the flames in the glass-backed fireplace, or gazing at the play of water and light beyond the horizontal expanse of windows girding the southern facade, the visitor reaches a place both protected and receptive. Drowsing while immersed in the Japanese soaking bath, eyes focused on the lake’s distant horizon, or falling asleep upstairs behind a sliding door and under a sliding roof-window—as the late summer breezes sway the treetops, the visitor finds harmony and quietude. ■



Sources

Wood finishes: *Siekkelin Puutyö*

Glazing: *Valkealan Lasi*

Kitchen equipment: *Miele*

Sauna roofing: *Pintakate*

Japanese bath: *Messurakenne (mahogany); Suomen Metallisilta (stainless steel)*

Heat pumps: *Carrier*

Light controls: *Lexel*

Art: *Art Center Salmela*

For more information on this project, go to Projects at www.architecturalrecord.com.

KraftMaid

Custom cabinetry is the only way to get the custom look my clients want, without a custom price



Every day clients ask for cabinetry that looks like it was designed just for them. But should they have to pay a custom price to get it? KraftMaid doesn't think so. With six beautiful woods, thirty-four fine finishes and thousands of storage and style options, our built-to-order cabinetry is practically custom without the high price and long wait. So whether it's a residential or light commercial application, look to KraftMaid to give your clients a one-of-a-kind design that is as attractive as the price.

To find out more about KraftMaid, call 1-800-919-1986. Or to find detailed product information, including downloadable AutoCAD specifications, visit www.kraftmaidspec.com.

CIRCLE 104 ON READER SERVICE CARD OR GO TO WWW.LEADNET.COM/PUBS/MHAR.HTML

Made just for you.

KraftMaid
Cabinetry

www.kraftmaidspec.com



Perched in a meadow like small islands are two low, black rectangular structures whose horizontality mimics

that of the lake they overlook. Separating them is a patio aligned with a channel in the distance (top spread and bottom).





Salmela Architects' Two Black Sheds scrap log cabin nostalgia for a commonsense Modernist approach

By Camille LeFevre

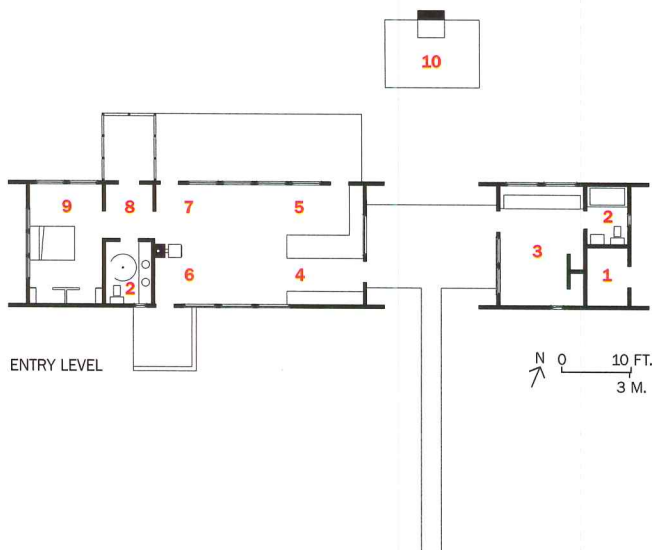
Off Wisconsin's northernmost tip in the chilly clear waters of Lake Superior lie the rugged, forested Apostle Islands. Of the 22-island archipelago, only Madeline Island was substantially settled, first by the Native American Ojibwa, then French fur traders, followed by missionaries who used it as an outpost. Today the island boasts an eclectic mix of 200 year-round residents and a summer population of about 2,000. Most of the year, ferries run between its only town, La Pointe, and Bayfield, Wisconsin, allowing residents and tourists to come and go, bringing in a steady stream of visitors from the mainland. Enjoyed by yuppies and hippies alike, the island's amenities range from pricey shoreline restaurants to Tom's Burned Down Café, from quaint bed-and-breakfasts to scenic campgrounds. For Bruce Golob, a retired schoolteacher, and his wife, Jean Freeman, a marketing consultant, who have a town house in Minneapolis, Madeline Island was the place for their primary home because

Camille LeFevre writes about architecture and the performing arts for a variety of national publications.

“once you step off the ferry,” Golob says, “the world just sort of stops.” Similarly, a new visitor can't help but suddenly stop, with a sense of stunned appreciation, at the first glimpse of the couple's “cabin,” Two Black Sheds.

Perched in a meadow like small islands are two low, black rectangular structures whose horizontality mimics that of the lake they overlook. Separating the structures, like a caesura, is a patio aligned with a channel between two nearby islands visible in the distance; the patio is vertically punctuated by an open, white-brick chimney, which stands tall and etched with black smoke in imitation of the surrounding birch trees. On the chimney's plinth sits a Philippe Starck–designed plastic couch, in the lime green of newly unfurled spring leaves—the finishing touch to this incongruously delightful outdoor room.

Dramatic but not ostentatious, unconventional and yet unpretentious, Two Black Sheds takes “a very commonsense, Modern approach to present-day problems,” says David Salmela, FAIA. It is “just what we needed and nothing more,” Golob says. The couple also wanted to feel outside when they were inside; and they wanted accommodations for guests



- | | |
|--------------------|---------------------|
| 1. Mechanical room | 6. Living |
| 2. Bathroom | 7. Dining |
| 3. Bedroom/office | 8. Screen porch |
| 4. Entry | 9. Master bedroom |
| 5. Kitchen | 10. The “unchimney” |

The ceiling in the main building is mustard yellow, the casework Parma violet, and the concrete floor a deep earthy red that recalls the red rock cliffs found along the island’s shoreline.



and a structure that was economical to build and easy to maintain. The materials needed to be readily accessible and transportable on the ferries.

Salmela says the dramatic elements of site, lake, and his now-signature “unchimney,” as he calls it, implied that “the buildings should be abstractly simple.” Their high side walls hide a wide gabled roof, angled to disperse snow and rain while creating “an appealing flat-roof element.” Conversely, the screen porch features an inverted-gable roof, also to spill off the elements. Painting the sheds black (the ends are Parma violet) was an intuitive choice that turns upside down the usual expectations about Modernist buildings being white, Salmela adds.

Clad in one-by-four cedar lap siding, the 900-square-foot main building comprises a kitchen/dining/living area separated from the bathroom and bedroom by privacy walls topped with glass “to give the perception of one room, while ensuring light and privacy,” Salmela says. The 360-square-foot guest cottage has a bedroom, bathroom, and storage area, and offers guests both privacy and access to the main building. While the interior walls of both buildings are one-by-six flush-tongue-and-groove pine painted white, the main building’s open ceiling is a mustard yellow, the casework Parma violet, and the concrete floor an earthy red copied from Freeman’s purse that also recalls the red rock cliffs along the island’s shoreline.

Light is balanced throughout the 18-foot-wide main cabin via skylights and large windows to the southeast and the lakeside northwest. Because of such openness, Golob says, “when we’re inside, our access to

the outside is immediate and constant.” And while there is a wood stove within the house, having the hearth outdoors reiterates the blending of inside and out.

A stair at one end of the 4.5-acre site leads down to Lake Superior, where the couple keeps a dock and kayaks. On the way back up, for a moment only the unchimney is in view, an arresting image suggesting the remains of a burned-down house. Next in view is the outdoor couch, which refers to a northwoods custom of retrieving discarded sofas from ditches and using them for outdoor seating, Salmela says, which “goes to show you that Modernism has a sense of humor.”

As do the islanders. “On the island, anything goes. It would be inappropriate to be too predictable or conservative,” says Salmela of Two Black Sheds. Adds Golob, “As David said, and we agree, the island can handle it because it’s such a weird place anyway.” ■

Project: *Two Black Sheds, La Pointe, Madeline Island, Lake Superior, Wis.*
Architect: *Salmela Architects—David Salmela, FAIA; Souliyah Keobounpheng; Tia Salmela Keobounpheng*

Consultants: *Bruno Franck (structural); Coen + Partners (landscape)*

General contractors: *Northwood Construction*

Sources

Windows and doors: *Loewen*
Glazing: *Velux Skylights*
Paint: *Benjamin Moore*

For more information on this project, go to Projects at www.architecturalrecord.com.



**Evocative of nature's beauty.
Except for the whole withering up and dying part.**

Everyone knows that nature paints the most beautiful picture. But for maximum profits and beauty that endures, look up and behold Style Solutions™ Ceiling Medallions. Lightweight and very easy to install, they're available in dozens of styles that are so breathtaking, you'll just die. In a good way. 1.800.446.3040 www.stylesolutionsinc.com

CIRCLE 105 ON READER SERVICE CARD
OR GO TO WWW.LEADNET.COM/PUBS/MHAR.HTML

 **Style Solutions™**
Incorporated

©2004 Style Solutions, Inc. SSAR0604MD

Experience life in the kitchen



EXCLUSIVE OFFER
RECEIVE FREE ALL-CLAD PRODUCT WITH
EVERY PURCHASE OF AN EPICURE WALL OVEN
OR RANGE. VISIT US ONLINE FOR DETAILS AT
WWW.DACOR.COM/PROMO



Entertain All Your Senses with the uncompromising quality and style of a Dacor kitchen. For generations we've been building innovative high-performance appliances, each **hand-crafted** down to every delicious detail. Turn family gatherings and everyday entertaining into events to remember.

dacor
Family-Owned. American-Made.

CIRCLE 106 ON READER SERVICE CARD OR GO TO WWW.LEADNET.COM/PUBS/MHAR.HTML

RANGES • WALL OVENS • COOKTOPS • VENTILATION • MICROWAVES • DISHWASHERS • OUTDOOR GRILLS

800.793.0093 www.dacor.com/promo Limited Time Offer valid April 1, 2004 through December 31, 2004.

The house is low and massive in front, with concrete piers that rise up to support a floating wood and metal roof.



The Trahan Residence conceived by Tighe Architecture perches with dignity in the Texas Hill Country

By David Dillon

Wimberley is all about views—of low rolling hills and rocky outcroppings, of creeks, orchards, fields of buffalo grass, and clumps of live oak trees. It sits in the heart of LBJ country, a gentler and more intimate landscape than most of Texas, yet still sufficiently grand to bring out the worst in many architects. Ten-thousand-square-foot limestone houses with gratuitous forms and self-propagating roofs abound, as though the prevailing typology were the country club. Sometimes it takes an outsider to see what really matters.

Patrick Tighe grew up in Massachusetts, and after seven years with Morphosis opened his own office in Santa Monica, California. A mutual friend introduced him to John Trahan, a bachelor banker from Houston, and before long he was designing a comparatively modest (3,200 square feet) house for him in Wimberley, on the fringe of Austin. His approach to the local vernacular was appropriately skeptical and cautious.

"I loved all the stone and the standing-seam metal roofs," he recalls, "but I also felt they were so overused that they had become ordinary rather than special. So I tried to underplay those elements and

Contributing editor David Dillon is the architecture critic for The Dallas Morning News.

introduce other materials that could be used anywhere."

The result is a spare and abstracted Hill Country house that uses local limestone, but only in the fireplace, and that features a standing-seam metal roof, but with only one plane. Elsewhere, steel, glass, stucco, and wood transform the house into something light and contemporary.

The design is as much about siting and views as form. The architect tucked the house into the side of a hill instead of plopping it on top like a hood ornament. It reads immediately as part of the landscape, with a curving anticipatory approach that implies more than it reveals. Tighe describes the result as "a series of contradictions," but "counterpoints" is more like it. Heavy plays against light, open against closed, solid against transparent, past against present. From the front, it is low and massive, with rugged concrete piers rising from the earth to support a

Project: Trahan Residence, Wimberley, Tex.

Architect: Tighe Architecture—Patrick J. Tighe, AIA, principal; Jason Yeager, Mike Yee, Jeff Buck, Rene Tribble, Joe Dangan, team;

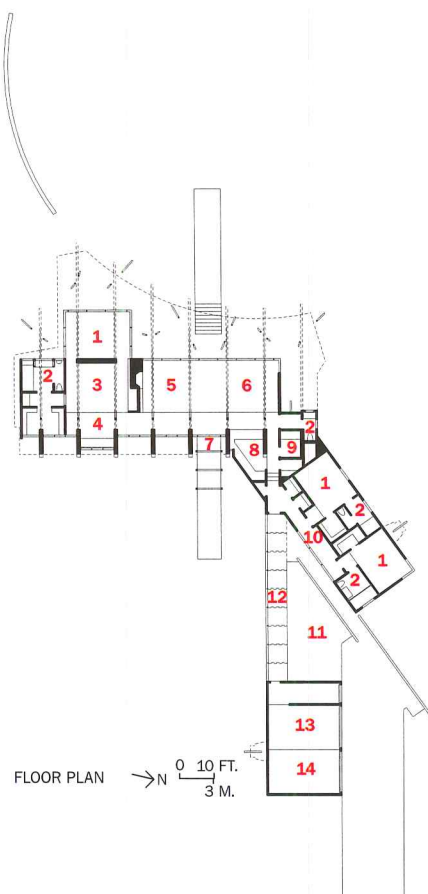
Joel Miller, interior design

Consultants: Joseph Perazzelli, (structural); Sia Garestani, Massoud Narimir (m/e/p)

General contractor: Dunn & Burnette



1. Bedroom
2. Bathroom
3. Library
4. Office
5. Living
6. Dining
7. Entrance
8. Kitchen
9. Laundry
10. Gallery
11. Garden
12. Covered walkway
13. Workshop
14. Garage



floating wood and metal roof. It seems grounded, archaeological almost, with only a narrow clerestory to hint at something different beyond.

The interior, on the other hand, is as open and fluid as the exterior is dense and rooted—a 260-degree sweep of glass overlooking 14 acres of buffalo grass and live oak trees, with a small creek at the bottom. Here is the prototypical Hill Country landscape edited for maximum visual impact.

A spacious living and dining area occupies the center of the house, separated from the master suite by a monumental stone fireplace. The kitchen and guest wing veer off in the opposite direction, framing a small outdoor garden. The kitchen is intentionally small—“a one-butt space,” says the owner—and the master bath won’t float a Pontiac. “This house was

THE MASTER BATH WON’T FLOAT A PONTIAC. “THIS HOUSE WAS DESIGNED FOR ME AND MY LIFESTYLE,” SAYS THE OWNER.

designed for me and my lifestyle, not for the resale market,” he says. “I assume I’ll be able to find someone like myself if I ever decide to move.”


Glass was the biggest item in the construction budget, huge expanses of it framing the living spaces and wrapping the master bedroom, a pristine glass cube that creates the feeling of sleeping outdoors without the heat and the bugs—a Texas sleeping porch as Mies might have designed it. These spaces all face due west, generally an economically reckless move in Texas, but one that in this case seems to work because of a deep 20-foot protective overhang. The roof is supported by splayed pipe columns that provide a balletic counterpart to the concrete piers on the opposite side of the house.

The domestic centerpiece is a massive fireplace of Wrightian grav-

Steel, glass, stucco, and wood transform the house into something light and contemporary (opposite). A spacious living and dining area

occupies the center of the house (this page), separated from the master suite by a monumental stone fireplace.





The master bedroom is a Miesian glass cube that creates the feeling of sleeping outdoors

(above). The kitchen (right) is intentionally small—sufficient for the needs of the owner.

ity made of limestone collected on-site and meticulously chipped and set by local craftsmen. The owner insisted on using his own stone, his father having been a master mason, and the architect eagerly complied. As both artifact and metaphor, it works beautifully.

Not everything rises to this level. The forest of steel columns on the west seems somewhat busy and distracting, especially when viewed from below. And the guest wing, foursquare and finished in tan stucco, looks a bit bland and awkward. While the desire for a simpler and less acrobatic complement to the main house makes sense, the execution is ordinary at best.

What works consistently is the way the house connects to its surroundings and combines traditional materials and building styles with contemporary ones to acknowledge vernacular precedents without lapsing into mindless mimicry. Historic Hill Country buildings, the ones that O'Neil Ford and others rediscovered and celebrated, were clean, solid, straight to the point, and strikingly modern. The Trahan House is light, open and expansive, of its place, and very much of its time. ■

Sources

Window system: Binswanger Glass

Roofing: Desotex

Bath tiles: Ann Sacks

For more information on this project, go to Projects at www.architecturalrecord.com.





Healthier homes are worth more to clients and to architects who design them.

CENTRAL VACUUM
BEAM
SYSTEMS

Cleaner, healthier living. Built In.

Healthier homes are worth more to millions who suffer from allergies and asthma and to the architects who design them. Beam is the only central vacuum system proven by clinical research at the University of California-Davis to relieve allergy symptoms — and that gives architects a major advantage in designing healthier homes. Consumer prices start around \$1,000 installed. Satisfy your clients' demands for healthier homes. Specify Beam.

Free Information Kit: www.beamvac.com | 1-800-947-2326



CIRCLE 107 ON READER SERVICE CARD
OR GO TO WWW.LEADNET.COM/PUBS/MHAR.HTML

Sliding glass doors unite the interior with an outdoor sun deck along the sea-facing length of the house (top and bottom right). A view

from the deck reveals the rugged desolation of the surroundings (opposite). A nearby antenna inspired the architect's design (bottom left).



Simon Condor Associates sculpted **Vista House** as a direct response to its rugged, windswept surroundings

By **Lucy Bullivant**

A committed community of fishermen and families live in a variety of cottage types (some made from old railway carriages) in Dungeness Beach, a locale with a raw climate and constant wind on the southernmost point of Kent in southeast England. Here, a masterful conversion of a fisherman's hut called Vista demonstrates how the careful choice of materials combined with the innovative use of new products can create domestic architecture of high quality at low cost (in this case, approximately \$210,000). London-based architect Simon Condor designed the house with materials available from the local "DIY" (do it yourself) store in the manner of other nearby homeowners. The result fuses the language of neo-vernacular with a modestly Modernist bent.

Condor, whose practice has never exceeded four people, has designed some exceptional residences and workplaces in England, the U.S., Germany, and Japan. In his reinterpretations of Modernist traditions, he is deeply influenced by the simplicity of local traditional architecture. The rationale behind Vista echoes the pragmatism of his other low-cost rural buildings. This includes the headquarters of the textile designer Georgina von Etdorf in Wiltshire, an industrial shed clad in steel with an internal plywood structure; and the steel-framed, farmlike units of the Suffolk workshops in Stradbroke, East Anglia. Both Vista and these projects feature shedlike structures relating comfortably to the landscape.

When the clients bought the house two years ago—a basic bungalow sitting on a wide pebble beach—it had no windows on the east side to permit views of the beach and sea. The project began as a renovation, but by the time it was finished, 75 percent of the building was replaced with new timber, due to the fragility of the original structure. While its footprint remained intact, all other aspects of the house changed. Internally, priority was given to maximizing the public areas, which are clad in a modestly priced Finnish spruce plywood that is knottier than birch but that Condor made sure was fitted to the highest standards. Its consistent use throughout the house provides a sense of warmth and comfort, along with the impression of spaciousness in the living areas.

Constructed from the original shed, a new entryway retains the slight odor of old tar-slicked timber. It leads through to a glazed hallway and the first of two living rooms (called the "snug"), made cozy with a wood-burning stove. A new bathroom resides to the right, in keeping with Condor's adherence to a relative absence of windows except on the

Lucy Bullivant is an architectural critic, author, and curator. She is the editor of the forthcoming book 4dspace: Interactive Architecture (January 2005).

Project: Vista House, Dungeness, Kent, England

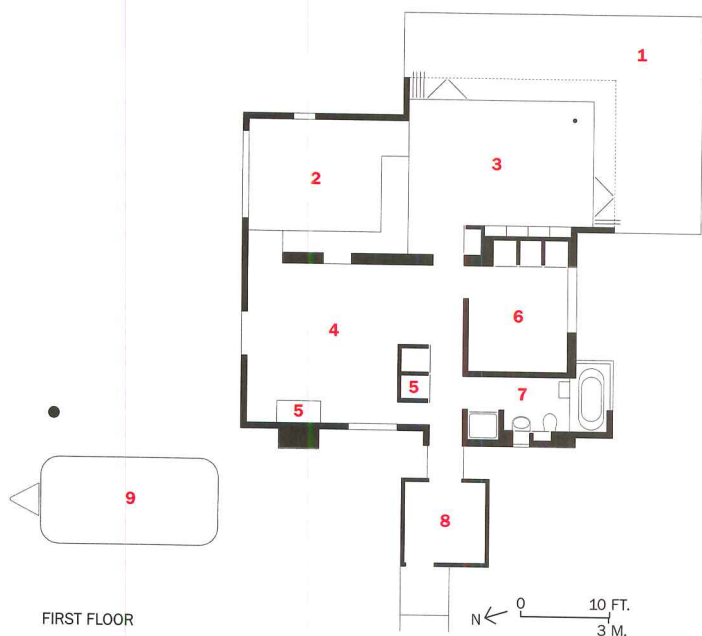

Architect: Simon Condor Associates—Simon Condor, Chris Neve

Consultants: KLC Consulting

Engineers (structural)

General contractor: Charlier

Construction: AAC Waterproofing and M R Anderson Roofing (subcontractor)



1. Deck
2. Dining/kitchen
3. Living
4. Snug
5. Storage
6. Bedroom
7. Bathroom
8. Shed/entry
9. Airstream caravan




The silver aluminum shell of the adjacent 1954 Airstream (above) makes a striking contrast to the black

house. Constructed from the original shed, an entryway retains the odor of old tar-slicked timber (right).

oceanside. Inside, he has fitted the tub itself into a box cantilevered out over the pebble beach so bathers can be at one with the surroundings.

Leading off the “snug” are the bathroom, dining room/kitchen, and a living room with sliding glazed doors uniting the indoors with an outdoor sun deck running the sea-facing length of the house. A striking soot-black Vulcanite rubber usually employed to waterproof roofs is used here unconventionally to cover two walls and the roof. Although local cottages are frequently covered in roofing felt with a coat of tar, Condor’s more sophisticated contemporary use expands this idea. Here, the plywood elevations are covered in rubber with sheets that are cut to size and glued to fit each facade. The sheets were prepared in a factory in Belgium, with cutouts made for doors and windows, and delivered to the site “a bit like a child’s building set,” he explains. The roofing subcontractor then glued them to the plywood walls with contact adhesive. “I believe it’s the first time the rubber was used to clad an entire building in this way,” Condor continues. Known as EDPM (for ethylene propylene diene monomer), the material has the advantage of being fireproof, water-resistant, vapor permeable, resistant to ozone and UV, and nondegradable over time. It is considered a “green” material, as is the spruce cladding on both the interior and the exterior timber frame, chosen specifically because it came from managed forests in Finland.

If it were located in a strictly urban context, Vista would be an eye-catching scheme that achieves an innovative solution at low cost.





Design. Create. Inspire.

Douglas Fir windows and doors for the luxury home. A heritage of artisanship since 1905. Over nine trillion standard configurations and virtually limitless custom capabilities. Contact our Architectural Help Desk for more information.



Loewen

Discover the world's most inspiring windows and doors at www.loewen.com | 1.800.563.9367

**CIRCLE 108 ON READER SERVICE CARD
OR GO TO WWW.LEADNET.COM/PUBS/MHAR.HTML**




Public areas are clad in a modestly priced Finnish spruce plywood (this page). Its consistent use throughout the

house provides warmth and snugness while conveying the impression of spaciousness in the living areas.

Because the design was developed in this unique, desolate environment, it has even greater singularity. Condor feels strongly that “the context is part of the story.” A beach with no boundary lines is a classic “no-plan” environment where house construction is typically improvised or “bodged” (made or repaired clumsily). One reason Vista fits in and works so beautifully here is that it balances the contrasting qualities of domestic intimacy with the openness of the house to its environment in a coherent manner.

No wholly new building was allowed on the beach, so to extend their living spaces, the owners, inspired by an Airstream caravan situated in an equally barren environment near architect Josh Schweitzer’s house at Joshua Tree in California, put guests up in their own 1954 Airstream. The silver of its aluminum shell makes a striking visual contrast to the tactile black-rubber-clad house. The Vista House is ideally integrated into this special context, since it so effortlessly makes a virtue out of the unconventional. ■



Sources

Exterior and interior wood:

UPM-Kymmene Wood

EPDM black rubber membrane:

AAC Waterproofing

Timber windows and sliding doors:

Scandinavian Window Systems

Lighting: *SKK and Louis Poulsen*

Faucets: *Die-Pat Divisions*

Steel bath and show tray: *Kaldewei*

Wood-burning stove: *Rais*

For more information on this project, go to Projects at

www.architecturalrecord.com.



Then:
Design it.
Engineer it.
Fabricate it.
Finish it.

Now:
Specify it.



You've always had to custom-design connectors for exposed residential and commercial wood framing, then have them fabricated and finished. Now you can simply specify them. The new **Architectural Products Group** from Simpson Strong-Tie® offers a wide range of prefinished connectors that combine load-rated structural integrity with decorative architectural detailing. To see the full line visit our Web site, or call 866.860.9011 to learn more.

SIMPSON
Strong-Tie
™

www.ExposedConnectors.com/Details2

CIRCLE 109 ON READER SERVICE CARD OR GO TO WWW.LEADNET.COM/PUBS/MHAR.HTML

 Electrolux | ICON™

THIS YEAR, THE HOTTEST DESIGNS FROM EUROPE
CAN BE FOUND IN A KITCHEN. NOT IN A BOUTIQUE.

©2004 Electrolux Home Products, Inc. www.electroluxusa.com

The design and
craftsmanship that have made
Electrolux the premium appliance brand in
homes and restaurants throughout Europe have
finally arrived in America. Electrolux ICON.™
A classic, yet stylish line of appliances that
has the performance and durability you'd
expect from Electrolux.

CIRCLE 110 ON READER SERVICE CARD
OR GO TO WWW.LEADNET.COM/PUBS/MHAR.HTML

Masonite, Palazzo and Masonite, The Beautiful Door are either registered trademarks or trademarks of Masonite International




Palazzo™ Series Interior Doors. The sophisticated lines of the classical.



Inspired by fine Italian design tradition, Palazzo™ interior doors add elegance and warmth to any home. Their distinct raised moulding, unique high-definition panel profiles and smooth paintable surfaces are the perfect start of a beautiful room.

Masonite. The Beautiful Door.®

CIRCLE 111 ON READER SERVICE CARD
OR GO TO WWW.LEADNET.COM/PUBS/MHAR.HTML



DESIGN QUESTIONS?



CONCRETE ANSWERS.

Skyrocketing steel costs have many in the construction industry wondering how to keep project budgets from rising into the stratosphere too. High Concrete has the answers. High's innovative MEGA-Span "Total Precast" building system eliminates the need for costly steel structural framing. Using High's revolutionary MEGA-Tee—up to 16 feet wide—and concrete columns, girders and architectural spandrels, wide-open plans and elegant, safe buildings are easily and economically achieved. High can also lower project steel costs with new CarbonCast™ reinforced with C-GRID™ carbon fiber—precast that's lighter, stronger and more durable than conventionally-reinforced precast. Add to these innovations the expert assistance of High's full-service technical support staff, and architects, contractors and owners have the freedom to explore unique design solutions while ensuring that jobs are completed on schedule and on budget. Call High—the building team's precaster—to learn more about how to beat the rising price of steel with precast.

HIGH CONCRETE • INNOVATIONS & ANSWERS • CALL US AT 800-PRECAST



HIGH CONCRETE STRUCTURES, INC.

www.highconcrete.com

CIRCLE 112 ON READER SERVICE CARD
OR GO TO WWW.LEADNET.COM/PUBS/MHAR.HTML

Products

Metal Cladding & Treatments

The following **metal-clad products** include elevator doors, roofs, column covers, and wall panels realized in bronze, stainless steel, copper, aluminum, and zinc. Also featured are **special treatments**, including coatings that enhance color retention and durability or even create an antique look. *Rita F. Catinella*



Feathers pattern shown in six separate panels (above). Engine Stripe pattern (right).



Predecorated/preformed stainless-steel elevator doors available in six patterns

Eco-Nor, a product from Northern Engraving Corporation, offers six distinctive, predecorated and preformed elevator-door facings in 18-gauge stainless steel. The competitively

priced doors are ideal for remodeling or budget-sensitive projects. The finishes of all designs complement existing or new #4 stainless-steel frames. A standard size for 42" x 84" clear center openings is available, and the facings are preformed with

L or J breaks on request. No prior specification is necessary for prompt lead times, according to the manufacturer.

To order, specifiers need to choose a model number, quantity, and edge configuration. The six Eco-Nor patterns include EC 001, a Feathers pattern in a 1/2" #4 satin full frame with nondirectional borders; EC 002, an Engine Stripe pattern in a 1/2" satin full frame with nondirectional borders; EC 003, a combination 1/2" and 2" Engine Stripe with nondirectional vertical borders; EC 005, an alternating 1/2" #4 satin and nondirectional stripes with nondirectional vertical borders; and EC 006, a Feathers pattern in three separate panels with 1/2" #4 satin frames and nondirectional borders. Eco-Nor, Sparta, Wis.

www.eco-nor.com **CIRCLE 212**


An unusual roof of Italian copper-clad tiles

Tegola Canadese copper-clad tiles from Treviso, Italy, distributed in the U.S. by Petersen Aluminum, are part of an unusual roof for the University of Minnesota Weber Music Hall in Duluth, Minnesota. The 22,000-square-foot facility accommodates an audience of 350 plus a 70-member orchestra and 75-member chorus.

Designed by Cesar Pelli & Associates of New Haven, the focal point of the facility is an angular dome covered with 12,000 square feet of the copper-clad tiles. According to Pelli's design team, the acoustical requirements of the

orchestra dictated the architectural shaping. Although the angular dome has a large number of facets with coping assemblies forming complex triangular sections, the tiles can be installed quickly and easily using traditional roofing tools.

The Tegola Canadese tiles feature a 99.7 percent pure copper foil coating and are constructed of eight layers of different materials, including impregnated fiberglass and natural bitumen. Over time, they will develop a protective green patina. Petersen Aluminum, Elk Grove Village, Ill. www.pac-clad.com **CIRCLE 213**



The Weber Music Hall's roof.



Metal wall panel profiles offer more design choice

Until recently, preformed metal wall panels offered designers a choice of only corrugated or ribbed profiles. The Concept Series is a new collection of concealed-fastener exterior metal wall panel profiles from Centria that gives specifiers more design flexibility.

The panels feature a complementary asymmetrical geometry and identical side joinery permitting integration of multiple profiles within a single elevation for horizontal and vertical application. Available in 12" and 16" widths, the panels come in G-90 galvanized steel, aluminum, stainless steel, and Centria's Durallure finish system. Profile options consist of narrow ribs, medium-width ribs, and wide flat surfaces that can be used to create a single repetitive appearance or to generate a pattern or feature on a wall elevation.

Concept Series panels can be installed as part of a field-assembled wall system with liner panels or as the exterior component of an insulated wall design with a vapor-permeable air and water backup system. Centria, Moon Township, Pa. www.centria.com **CIRCLE 214**

Products Metal Cladding & Treatments

▼ They've got aluminum surfaces covered

Gooding Aluminum offers an extensive range of aluminum materials, surface finishes, and products—including balustrade panels, ceilings, canopies, flooring, wall paneling, door cladding, and lighting—for interior spaces. Gooding Aluminum's extensive range of cladding panels were specified to create a dramatic effect at the ME2 nightclub in Omagh, Northern Ireland (below). The manufacturer's Impressional and Perforated decorative cladding panels were used on bars, columns, and the DJ podium within the space. Gooding Aluminum, London. www.goodingalum.com **CIRCLE 215**



► Protecting a landmark

New York City's landmark George Fuller Building features Art Deco metal figures and decorative features in bronze and cast iron designed by Walker and Gillette in 1929. Building Conservation Associates (BCA) was hired to clean and repaint the figures. BCA specified Series 90-97 Tneme-Zinc urethane primer, Series 73 Endura-Shield aliphatic acrylic polyurethane for the intermediate coat, Series 1078 Fluoronar Metallic for the metallic gold coat, and Series 1076 Fluoronar Clear topcoat for color retention. Themec Company, Kansas City, Mo. www.tnemec.com **CIRCLE 217**



▲ Improving upon the original

Historic terne metal, used extensively throughout colonial America, inspired a Leesburg, Virginia, homeowner to design a classic colonial farmhouse with an "old tin roof" using Follansbee's Terne II. Terne II is coated with Follansbee's patented zinc/tin alloy, which acts as a barrier and helps to reduce oxidation of the surface before painting. Follansbee's Rapidri acrylic paint offers enhanced durability and color retention. Follansbee Steel, Follansbee, W.V. www.follansbeeroofing.com **CIRCLE 216**

► Antiquing concentrate

Birchwood Casey's M25 Antique Black antiquing concentrate can blacken and brown metals such as copper, brass, and bronze alloys, as well as zinc die castings and zinc-plated surfaces. The concentrate works on both solid and electroplated surfaces, including door and window components. The concentrate is mixed with water at 10–20 percent for blackening or browning copper and brass alloys, and at 5–10 percent for blackening zinc. Birchwood Casey, Eden Prairie, Minn. www.birchwoodcasey.com **CIRCLE 218**



image for the 12-story Axiom River Market Tower in Little Rock. Alucobond is made of two sheets of .02" aluminum bonded to a lightweight, thermo-plastic core.

Paired with precast concrete, the Alucobond material was used as part of a glass curtain-wall system, with the exterior including spandrels of various sizes. Interior applications include

▲ High-tech cladding

Approximately 30,000 square feet of Alucobond aluminum-composite material was chosen to reflect a high-tech

column covers and a balcony wrap in the lobby areas. Alcan Composites USA, Benton, Kentucky. www.alucobond.com **CIRCLE 220**



◀ Aluminum composite

Moseley Architects of Richmond were commissioned to design Deep Run High School in Glen Allen, Virginia, in the style of a nearby office park. The firm was also required to incorporate sloped metal roofs on the gables of the building. The team paired brick with Reynobond aluminum composite material (ACM) installed above the windows on the second floor. Over 48,000 square feet of ACM were used as fascia/soffit and column covers and over 49,000 square feet for vertical wall panels. Alcoa Architectural Products, Pittsburgh. www.alcoa.com **CIRCLE 219**



Or,






Walkie-talkie audio messages instantly to recipients' email inboxes through NextMailSM. Just another professional power tool that helps you get things done. To speak with a Nextel Representative, call 888-798-1005 or visit nextel.com/nextmail.

NEXTEL. Done. | TM



©2004 Nextel Communications, Inc. NEXTEL, NEXTEL. DONE., DIRECT CONNECT and NEXTMAIL are service marks, trademarks and/or registered trademarks owned by Nextel Communications, Inc. MOTOROLA and the Stylized M Logo are registered in the U.S. Patent & Trademark Office. All other product or service names are property of their respective owners. All rights reserved.

**CIRCLE 113 ON READER SERVICE CARD
OR GO TO WWW.LEADNET.COM/PUBS/MHAR.HTML**



Distinctive Architectural Forms

Innovative Solutions in Lightweight Structural Design

Imagine a roof as form and light. Taiyo Birdair, the leader in tensile structures, engineers, fabricates and constructs innovative roof, skylight and shade systems. From dynamic sports venues to security-conscious transportation facilities; from festive entertainment and retail centers to attractive healthcare facilities and museums, Taiyo Birdair has your solution.

Our structures are highly efficient forms, where structural performance, enclosure, and light transmittance are combined in a single building system. Taiyo Birdair works closely with architects and their clients as a complete design/build resource from concept through construction.

Use your imagination. Use our technology.




Taiyo Birdair Corporation
Toll Free (800) 622-2246
Tel (716) 633-9500
www.taiyobirdair.com



New York | California | Florida | Texas

MakMax
maximizing membrane

Product Briefs



▲ One-stop information center

Philadelphia-based Cloud Gehshan Associates specializes in developing brand identities, research-based signage, and wayfinding systems for its clients. This weatherproof, computerized kiosk was created by the firm to be a one-stop wayfinding and information center for visitors at Johns Hopkins University. The touch of a finger on the aluminum map activates the LCD screen, which presents a building photo, customized map, and directions. Buttons with tactile letters and Braille aid visually impaired users, and concealed microphones and speakers connect visitors to a 24/7 help desk. Cloud Gehshan Associates, Philadelphia. www.cloudgehshan.com **CIRCLE 221**



► Modern fountain designs

While designing outdoor spaces against the Modernist backdrop of Los Angeles, Studio Four grew frustrated with the selection of outdoor furnishings on the market. The team's exploration of materials led to the design of the Serenity line of planters and fountains. Today, Studio Four designs and fabricates Modern outdoor elements as well as interior and exterior finishes. The Water Line of indoor/outdoor fountains, created by partner Khoi Vo, is available in concrete and aluminum in five distinct designs. Studio Four, Los Angeles. www.studio04la.com **CIRCLE 223**



◀ Luminous panels


GranitiFiandre has expanded its tile and stone product range to include Geologica luminous panels. The panels are designed for installation on floor, wall, or ceiling surfaces. A stainless-steel frame surrounds the structure, which is created with opalescent, tempered glass that can withstand foot traffic. Color options include amber, white, and blue in 12"- or 16"-square panels. The thin panels use four high-intensity LEDs. GranitiFiandre, Itasca, Ill. www.granitifiandre.com **CIRCLE 224**



Product of the Month Bas-relief Tiles

Utilizing their patent-pending Photo-Cast process, Photo-Form can create bas-relief tiles from any type of two-dimensional image. The process begins when the specifier submits a digital picture or photograph to the studio. Within three weeks time, Photo-Form creates a series of sample tiles in assorted glazes (for ceramic tiles) or finishes (for metal tiles) according to specifications. Upon approval of the prototype, Photo-Form begins production. All tiles are handmade, and a typical order will be delivered in four to six weeks.

Photo-Form is currently offering the ceramic tiles in 4" x 4", 6" x 6", and 8" x 8" formats. Custom sizes are available with a set-up charge. Gypsum-based tiles can be manufactured in dimensions ranging from 4" x 4" to 8" x 8" with an aspect ratio specified. The gypsum-based tiles must be sealed with a suitable sealer for outdoor use; for indoor applications, the tile should be sealed with wax or a clear acrylic spray to prevent oxidation. While the tiles are for wall applications only, floor tiles will be made available in the future. In addition to ceramic, metal, and gypsum-based tiles, the company works in a range of materials, including rubber, plastic, and clear acrylic. Photo-Form, Scottsdale, Ariz. www.photo-form.com **CIRCLE 222**




◀ Airplane-inspired airport seating

The Bernú public seating collection takes its name from Daniel Bernoulli, an 18th-century Swiss scientist who discovered the Bernoulli principle, which students of physics and aerodynamics learn is the reason airplanes fly. Constructed of cast aluminum and steel components, its engineering is based on a "peg" system that simplifies assembly and results in a completely modular system. In addition to the usual straight row units, Bernú will be available in curved configurations (left). The closed loop arm is in the shape of an airplane wing in cross section. Upholstery options include vinyl, faux leather, leather, and woven textiles. Arconas, Ontario.

www.arconas.com **CIRCLE 225**



Product Briefs




▲ Beating the clock

Flowcrete was challenged to install a 7,546-square-foot, high-performance floor for the Nilai Stadium in Malaysia in just 10 days. To start, the team used the semidry cementitious K-Screed to minimize the moisture content of the base. In order to speed things up further, they applied Flowcem, a cementitious, modified epoxy damp proof membrane (DPM) system. This system enabled the topcoat of Flowshield, a self-leveling epoxy resin, to be installed immediately. Available in gloss or matte finish, Flowshield is hard-wearing, abrasion-resistant, and easy to clean. Flowcrete North America, Houston. www.flowcrete.com **CIRCLE 226**

▼ Smarter faucets

Sloan Valve has added two new "smart" faucets to the market: the Solis solar-powered faucet (below left) and the Optima i.q. sensor-operated faucet (below right). Solis is an electronic solar-powered faucet that operates via ambient lighting. The touch-free faucet's integrated-power-plant storage cell transforms light from any source into electrical energy. Backup batteries can last up to 10 years. Equipped with an intel-

ligent sensor, the Optima i.q. faucet uses up to 70 percent less water than manual-type fixtures and is available with a select-temperature-control adjusting lever. Sloan Valve, Palatine, Ill. www.sloanvalve.com **CIRCLE 227**




For more information, circle item numbers on Reader Service Card or go to www.archrecord.com, under Resources, then Reader Service.

Looking for the latest on


BUILDING AND FACILITY DESIGN?

Order today from the AIA Bookstore!

800-242-3837 (option 4) or online at www.aia.org




Health Facilities
ISBN: 1920744185
Images Publishing, 2004
Hardcover, 224 pages
\$60.00 list/\$54.00 AIA member



Design for Aging Review, 6th Edition
ISBN: 1920744177
Images Publishing, 2004
Hardcover, 224 pages
\$60.00 list/\$54.00 AIA member

**PURCHASE BOTH
books at
\$90.00 list/
\$84 AIA member**



Design for Aging Review, 5th Edition
ISBN: 1864700971
Images Publishing, 2001
Hardcover, 240 pages
\$60.00 list/\$54.00 AIA member

AIABookstore

The American Institute of Architects • 1735 New York Avenue, NW • Washington, DC 20006


► **Another day at the beach**

In response to requests for tiles that convey the feeling of a pristine beach environment, Imagine Tile has added the Beach Series to its line of ceramic wall and floor tiles. Accent shells can be used to highlight a room feature or guide foot traffic. Intended primarily as a floor tile, the collection can also be used on walls and countertops for commercial or residential projects. Imagine Tile, Bloomfield, N.J. www.imagnetile.com **CIRCLE 228**




▼ **Design studio door handle**

The Cerri #H350 handle is one of the latest door hardware designs in Valli & Valli's Fusital collection. Created by the Italian design studio Cerri & Associates, the handle is available in satin-chrome and polished-chrome finishes and measures approximately 5" long x 2" wide. It will be available in late fall/winter 2004. Valli & Valli, New York City. www.vallievalli.com **CIRCLE 229**



▼ **Luxurious alpaca rugs**

Textile designer Rosemary Hallgarten collaborated with Peruvian artisans to produce a collection of floor coverings in alpaca. The collection includes hand-tufted and hand-knotted designs. Roman mosaic tiles washed up on the beaches of Beirut were the inspiration for the Mosaic hand-tufted rug below. Rosemary Hallgarten, Corte Madera, Calif. www.rosemaryhallgarten.com **CIRCLE 230**



▲ **Colored and etched glass**

Skyline Design's Vitracolor is opaque colored glass for both interior and exterior wall cladding available in 30 standard colors. Recommended for both vertical and horizontal applications, Vitracolor is available in sizes up to 72" x 144" and thicknesses of 1/4", 3/8", and 1/2". Fotoglas is a proprietary process that etches large photographic images into the surface of the glass. Glass choices include plate, tempered, laminated, and insulated glass. The floral design above combines the two technologies. Skyline Design, Chicago. www.skydesign.com **CIRCLE 231**

For more information, circle item numbers on Reader Service Card or go to www.archrecord.com, under Resources, then Reader Service.

Love Sketching on Napkins?

SketchUP

Take a more sophisticated approach with award-winning SketchUp, the fastest way to design in 3D. SketchUp is the must-have tool for AEC professionals working with 3D form creation, modification and presentation. SketchUp plays well with CAD, 3D modeling, illustration and image editing applications. \$495. Mac OSX and Windows.

Download a FREE Demo & plug-ins for ADT® & ArchiCAD® today!


www.sketchup.com

©Last SOFTWARE®

CIRCLE 115 ON READER SERVICE CARD
OR GO TO WWW.LEADNET.COM/PUBS/MHAR.HTML

www.mcnichols.com/arr4


Hole Products!



Perforated Metal

Expanded Metal

Wire Cloth



GRIP STRUT® Grating

Fiberglass Grating

Bar Grating

Complete Hole Product inventories are available from Service Centers coast to coast in a variety of styles, sizes and materials.



We can custom fabricate to meet your specifications. What you want—when you need it in 24 hours or less. Call "The Hole Story" today.

ISO 9001:2000 Certified

1-800-237-3820




McNICHOLS CO.

e-mail: sales@mcnichols.com
www.mcnichols.com/arr4



CIRCLE 116 ON READER SERVICE CARD
OR GO TO WWW.LEADNET.COM/PUBS/MHAR.HTML

Product Briefs




◀ Energy-efficient wall-panel system

R Steel is a structural, non-cavity wall-panel system that performs as a substrate for interior and exterior finishing. The energy-efficient, 6" and 8" wall-panel system replaces metal studs, insulation, and exterior sheathing. Exterior materials including brick veneer, stucco, stone, or metal are easily applied. R Steel's Perform Guard EPS insulation, molded to a steel core, is EPA-registered, mold-resistant, noncorrosive, and nontoxic. Butler Manufacturing, Kansas City. www.butlermfg.com **CIRCLE 232**

▼ Cornerstone donation

On July 4th, Innovative Stone's 20-ton granite cornerstone marked the start of construction for the new Freedom Tower at the World Trade Center site in Manhattan. Innovative Stone was chosen to source, cut, polish, and engrave the new cornerstone, which the firm donated to the project. Flecked throughout with crystals of garnet, the official gemstone of New York State, the stone measures 9' long x 5' high x 4' wide. Innovative Marble and Tile, Hauppauge, N.Y. www.innovativestone.com **CIRCLE 233**



▲ Lightweight stacker

Weighing in at 14½ pounds, Nimble is lightweight and can stack up to 36-chairs-high on a cart and 12-high on the floor. Ideal for applications including cafeterias, meeting rooms, libraries, the 100 percent recyclable polypropylene shell is contoured to fit the body, and the back flexes responsively to shifts in seating posture. The chair comes in four solid colors and a chrome or black frame. Allsteel, Muscatine, Iowa. www.allsteel.com **CIRCLE 234**

For more information, circle item numbers on Reader Service Card or go to www.archrecord.com, under Resources, then Reader Service.

THE COLLEGE OF FELLOWS OF THE
AMERICAN INSTITUTE OF ARCHITECTS
IS PLEASED TO ANNOUNCE THAT
THE THIRD LATROBE FELLOW WILL BE
AWARDED IN 2005.

The 2005 LATROBE FELLOW will be awarded a grant of
ONE-HUNDRED THOUSAND DOLLARS (\$100,000) for research, findings
and recommendations to be documented in publications, exhibitions or
educational programming that will inform, educate and provide new insights
for the architectural profession.



THE BENJAMIN HENRY LATROBE FELLOW

Jury members to include:

MICHAEL GRAVES, FAIA - 2001 AIA Gold Medalist

MARVIN J. MALECHA, FAIA - Dean, NC State University College of Design

JOHN F. HARTRAY, JR., FAIA - 1991 Kemper Award Recipient

LAWRENCE J. LEIS, FAIA - 2005 Chancellor, AIA College of Fellows

JOHN ZEISEL, PHD - Noted Researcher

Deadline - FEBRUARY 4, 2005 (POSTMARKED). For more information contact: pporter@aia.org

THE METALITH™

Anti-Blast, Anti-Ram, Anti-Terrorism Barriers


Corrugated Metals, Inc. proudly introduces the Metalith, a twenty-first century perimeter security system, designed to protect critical infrastructure from terrorist attacks involving the use of explosives and/or speeding vehicles.

Originally used by the United States Armed Forces for force and critical equipment protection in forward areas, the Metalith has been modified to accommodate the growing demand for the protection of commercial, industrial, and governmental sites against various types of attacks.

The Metalith is a prefabricated steel wall structure which offers superior blast mitigation, anti-ram vehicle protection, cost efficiency, and ease of installation. The product is available in multiple sizes and configurations to meet the custom requirements of any site in need of physical perimeter protection.

Architects will prefer the Metalith because of the availability of the product in varying paint finishes, metal substrate types, and modification options to enhance aesthetics.

If you are serious about protecting assets against vehicle-borne improvised explosive devices (VBIEDs), or perimeter security penetrations by unauthorized vehicles, the Metalith is the perfect solution for your physical perimeter security requirements.




Corrugated Metals, Inc.
Homeland Security Division
4800 South Hoyne Avenue
Chicago, IL 60609

Call us at (800) 621-5617 to learn more about how Metalith blast mitigation and anti-ram barriers solve critical infrastructure perimeter security problems.

Visit our website at: www.themetalith.com

Product Briefs




▲ Kinetic sculptures for public and private spaces

Ralfonso (Ralf Gschwend) designs indoor and outdoor 3D kinetic sculptures that move in the wind, water, and by motor for public and commercial buildings and private collections. He also designs sound sculptures, suspended mobiles, and fountains. ExoCentric Spirits (above) is an indoor, suspended mobile featuring colorful disc modules in five different sizes and colors that have color-matched translucent gel lenses. Light from above casts moving color compositions on the floor, as well as colored reflections on the ceiling. RALFONSO.com, West Palm Beach, Fla. www.ralfonso.com **CIRCLE 235**

► Miami-Dade-approved doors

Total Door's Storm Sentry hurricane-rated door system recently passed extensive hurricane testing protocols designed by Miami-Dade County. Total Door claims Storm Sentry is the most cost-effective hurricane door solution on the market. The door is based on a standard full-height, semiconcealed hinge and full-height locking channel designed for superior strength and flexibility. Total Door, Pontiac, Mich. www.totaldoor.com **CIRCLE 236**



▲ Tornado-tough panels

When a deadly tornado tore through northern Indiana, Busk Brothers Furniture was in its direct path. Pre-engineered

steel and masonry buildings on both sides were severely damaged or destroyed, but Busk sustained only minor cosmetic damage. The store was built with Fabcon's VersaCore precast-concrete panels, which continuously bond together the tensile strength of steel and the compressive strength of

concrete. In addition to being strong, the panels guard against fire without an additional sprinkler system. Fabcon, Savage, Minn. www.fabcon-usa.com **CIRCLE 237**

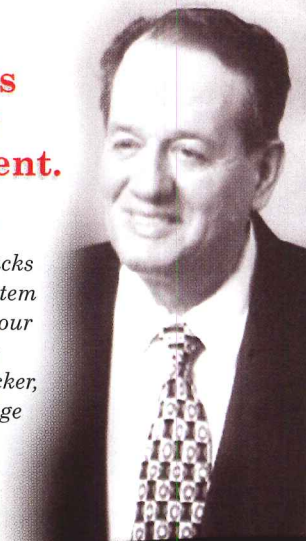
For more information, circle item numbers on Reader Service Card or go to www.archrecord.com, under Resources, then Reader Service.

Industry Leaders Agree Mortar Net® is The Best Choice for Moisture Management.

"We use Mortar Net® whether it's specified or not. It eliminates callbacks and ensures the cavity drainage system always works...Mortar Net® allows our masons to concentrate on what they do best, laying brick better and quicker, without worrying if the wall drainage system has been kept open."

—Louis Puig, Sr., A.L.L. Masonry*

*Employs more union masons than any other mason contractor in the U.S.



Straight Facts about

It Straight Doesn't Work.

Independent tests show the Mortar Net® patented dovetail shape outperforms straight strip products. For the straight facts on straight strip, visit our Web site.

Get The Test Results at www.mortarnet.com/ars



modern ANTIQUITY

- sinks
- basins
- fountains
- fonts
- vintage electrical plates
- classic patinas & special platings



OREGON
COPPER
BOWL
COMPANY

888.952.OCBC (6222) www.OregonCopperBowl.com The Original – Handcrafted in America

CALL FOR A DEALER NEAR YOU

CIRCLE 118 ON READER SERVICE CARD
OR GO TO WWW.LEADNET.COM/PUBS/MHAR.HTML

CIRCLE 119 ON READER SERVICE CARD
OR GO TO WWW.LEADNET.COM/PUBS/MHAR.HTML



Why the architect loves NJ SmartStart Buildings

"The program pushed the design to the next level."

CFOs, engineers, architects, business managers and owners love **NJ SmartStart Buildings** — because the program saves money on energy costs.

If you're building, renovating space or upgrading equipment, **NJ SmartStart Buildings** has everything you need to maximize energy efficiency, including:

- **Incentives for efficient equipment design and installation**
- **Custom incentives for qualified energy-efficient innovations**
- **Multiple measure bonus**
- **Design support and expert consultation**
- **Technical assistance for premium-efficiency opportunities**

New construction projects, with the exception of K-12 public schools, must be located within a designated Smart Growth area to be eligible for incentives.

NJ SmartStart Buildings is an energy efficiency program administered by the New Jersey Board of Public Utilities and currently managed by Conectiv Power Delivery, Jersey Central Power & Light, New Jersey Natural Gas, NUI Elizabethtown Gas, PSE&G, Rockland Electric and South Jersey Gas Company for their commercial and industrial customers.

Don't start a project without **NJ SmartStart Buildings!**
Visit the website today to learn more.

njsmartstartbuildings.com

New Jersey
SmartStart
BUILDINGS®



New Jersey Board of Public Utilities



New Jersey's
Clean Energy
PROGRAM™

Your Power to Save

njcleanenergy.com
New Jersey Board of Public Utilities
Office of Clean Energy


New Jersey SmartStart Buildings® is a registered trademark. Use of the trademark, without permission of the New Jersey electric and gas utilities is prohibited.

Incentives for an energy-efficient New Jersey

CIRCLE 120 ON READER SERVICE CARD OR GO TO WWW.LEADNET.COM/PUBS/MHAR.HTML



SCHOOL OF ARCHITECTURE MASTER OF FINE ARTS



Design by Nuria Ybarra, AAU Student

PROGRAM IN ARCHITECTURE

ARTISTIC | EXPERIENTIAL | ENVIRONMENTAL
TECHNICAL | PROFESSIONAL | ENDURING

ACADEMY of ART UNIVERSITY

FOUNDED IN SAN FRANCISCO 1929

REGISTER NOW FOR SPRING & SUMMER SEMESTERS

80% OVERALL JOB PLACEMENT UPON GRADUATION

1.800.544.ARTS | WWW.ACADEMYART.EDU

79 NEW MONTGOMERY ST., SAN FRANCISCO, CA 94105
NATIONALLY ACCREDITED BY ACICS, NASAD & FIDER (BFA-IAD)

CIRCLE 121 ON READER SERVICE CARD
OR GO TO WWW.LEADNET.COM/PUBS/MHAR.HTML

Product Literature

Wire-mesh manual

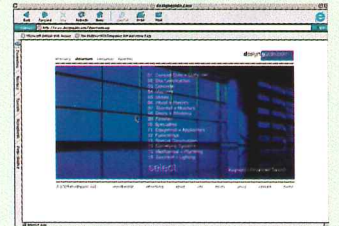
The *GKD Wire Mesh Atlas* is a technical manual in CD format that explains the range of wire-mesh products available from GKD; their specific properties; and the possibilities for processing, installation, and handling of the mesh. The CD provides 10 construction examples, material-specific solutions for planning with wire mesh, more than 90 detailed drawings, 140 photos, and technical data for planning. GKD, Dueren, Germany. www.creativeweave.de **CIRCLE 238**

Italian furnishings catalogs

Four new catalogs from Italian furnishings manufacturer B&B Italia include photos, descriptions, and technical drawings of all the products in the collection. *One Book* includes sofas and armchairs; *Two Book* features furniture systems, living area, and wardrobes; and *Three Book* includes tables, chairs, small armchairs, small tables, and complements. The fourth catalog covers the company's Maxalto division and its Simplice and AC collection of products designed by Antonio Citterio. B&B Italia USA, New York City. www.bebitalia.it **CIRCLE 239**

NEW SITES FOR CYBERSURFING

Online showroom features products and materials for residential and commercial markets. www.designguide.com



The Metal Construction Association has added an *Ask the Industry Professionals* feature to their site.


www.metalconstruction.org

Visitors can design their own virtual restroom. www.bradleycorp.com


Redesigned workplace-furnishings site. www.allsteeloffice.com

Code update newsletter

Simpson Strong-Tie has launched a new structural-systems and building-safety newsletter entitled *Structural Report*. The purpose of the quarterly newsletter is to provide key customers, including architects, engineers, and code officials, with relevant technical and code updates, quality and safety information, product and industry news, and training opportunities. Simpson Strong-Tie, Dublin, Calif. www.strongtie.com **CIRCLE 240**



For more information, circle item numbers on Reader Service Card or go to www.archrecord.com, under Resources, then Reader Service.



FLIGHT 93 NATIONAL MEMORIAL

DESIGN COMPETITION


**A common field one day.
A field of honor forever.** May all who visit this place remember the collective acts of courage and sacrifice of the passengers and crew, revere this hallowed ground as the final resting place of those heroes, and reflect on the power of individuals who choose to make a difference.

Registration September 11–December 27, 2004


To register www.flight93memorialproject.org, call 800.244.6515 or fax 800.240.0866

The National Park Service will be the long term steward of the Flight 93 National Memorial

CIRCLE 122 ON READER SERVICE CARD
OR GO TO WWW.LEADNET.COM/PUBS/MHAR.HTML



cast bronze architectural hardware



ROCKY MOUNTAIN
H A R D W A R E

888.552.9497 www.rockymountainhardware.com

CIRCLE 123 ON READER SERVICE CARD OR GO TO WWW.LEADNET.COM/PUBS/MHAR.HTML

Product Literature

Contemporary lighting line

To help launch a new collection of American-made contemporary and transitional lighting, Meyda Lighting is introducing a catalog featuring the all-new Metro Line. Also included is a product chart that offers more than 15,000 custom-crafted lighting designs. All products in the line are handcrafted in handsome metal finishes of Brushed Nickel, Craftsman Brown, and Vintage Copper. Made in the U.S., the line includes pendants, torchères, table lamps, and wall sconces. Meyda Tiffany, Yorkville, N.Y. www.meyda.com **CIRCLE 241**

Presentation product catalog




Da-Lite Screen Company has announced the release of its latest products catalog, *The Power in Presentation Products*. This 154-page catalog contains a comprehensive line of presentation products that have been divided into 12 sections. Each section contains detailed information on a specific presentation product line as well as educational information on selecting the correct projection screen for every environment. Da-Lite Screen Company, Warsaw, Ind. www.da-lite.com **CIRCLE 242**

LEED potential

Fi-Foil's new brochure highlights the advantages of using reflective insulation in sustainable construction for both commercial and residential structures and addresses Fi-Foil's potential contribution to LEED-certified projects. Fi-Foil's reflective insulation products boost energy efficiency in masonry walls, vertical wall cavities, roofs, and floors in both new and existing buildings. This is achieved by a reduction of heat flow and significant reduction in the transmission of radiant heat flow. Fi-Foil Company, Auburndale, Fla. www.fifoil.com **CIRCLE 243**

Plywood standard changes

The Hardwood Plywood and Veneer Association (HPVA) has released an updated version of the *American Standard for Hardwood and Decorative Plywood* that contains a number of significant changes since the standard was last updated in 2000. The new standard includes the addition of completely new and separate tables of grade requirements for door faces and adds, revises, or clarifies the definitions of a number of terms related to hardwood plywood panels. HPVA, Reston, Va. www.hpva.org **CIRCLE 244**



For more information, circle item numbers on Reader Service Card or go to www.archrecord.com, under Resources, then Reader Service.

BECAUSE YOU NEED TO KNOW ABOUT:

CHAMPIONING CHANGE
CONSTRUCTION FINANCIAL MANAGEMENT
3-D/4-D MODELING
WEB-BASED CONSTRUCTION TECHNOLOGY
GPS AND CAD ON SITE
INNOVATIVE AEC TECHNOLOGY
WIRELESS NETWORKING
INCREASING ROI

...YOU NEED TO BE HERE.

This is where your answers are. Where the relevant information is. Where the best firms in the business come together to introduce the technology solutions you need. Join architects, engineers and construction professionals from throughout the country and around the world for a 5-day, market-wide exchange of ideas, solutions and strategies, including:

- A 45-session Conference—a cross-functional program for top management, designed to address the specific operational challenges you face.
- A high-level Executive Forum that facilitates the productive exchange of business strategies and management concepts.
- An exciting technology marketplace—the newest products and latest upgrades from top technology providers to the construction industry.

The construction industry's most important technology event—now an integral part of World of Concrete.

For complete information and to register, visit www.technologyforconstruction.com or call toll-free 866-962-7469. Register by December 10 to take advantage of pre-show pricing on Conference and Exhibits Only fees.



Formerly AJE/C SYSTEMS. Now a premier feature within World of Concrete.

JANUARY 18-21, 2005
Conference: **JANUARY 17-21**

Las Vegas Convention Center
Las Vegas, Nevada

Sponsored by

McGraw Hill
CONSTRUCTION
Dodge
Sweets
Architectural Record
ENR
Regional Publications

Program title: **"Designing for Disassembly and Deconstruction," Architectural Record (10/04, page 181).**

104EDITT

AIA/CES Credit: This article will earn you one AIA/CES LU hour of health, safety, and welfare credit. (Valid for credit through October 2006.)

Directions: Select one answer for each question in the exam and completely circle appropriate letter. A minimum score of 70% is required to earn credit.

- | | | | | | | | |
|------|---|---|---|-------|---|---|---|
| 1. a | b | c | d | 6. a | b | c | d |
| 2. a | b | c | d | 7. a | b | c | d |
| 3. a | b | c | d | 8. a | b | c | d |
| 4. a | b | c | d | 9. a | b | c | d |
| 5. a | b | c | d | 10. a | b | c | d |

Last Name _____ First Name _____ Middle Initial or Name _____

Firm Name _____

Address _____ City _____ State _____ Zip _____

Tel. _____ Fax _____ E-mail _____

AIA ID Number _____ Completion date (M/D/Y): _____

Check one: \$10 Payment enclosed. (Make check payable to *Architectural Record* and mail to: Architectural Record/Continuing Education Certificate, PO Box 682, Hightstown, NJ 08520-0682.) For customer service, call 877/876-8093.

Charge my: Visa Mastercard American Express **Card#** _____

Signature _____ **Exp. Date** _____

Check below:

To register for AIA/CES credits: Answer the test questions and send the completed form with questions answered to above address, or fax to 609/426-5592.

For certificate of completion: As required by certain states, answer test questions, fill out form above, and mail to above address, or fax to 609/426-5592. Your test will be scored. Those who pass with a score of 70% or higher will receive a certificate of completion.

Material resources used: Article: This article addresses issues concerning health and safety.

I hereby certify that the above information is true and accurate to the best of my knowledge and that I have complied with the AIA Continuing Education Guidelines for the reported period.

Signature _____ **Date** _____

don't be left in the dark.

The NEW **PEMGLOW** exit systems are designed to absorb and store ambient light and are immediately visible in the event of a black out for approximately 8 hours at a distance of at least 50 ft, with no need for electricity or a battery backup system.

- EASY TO INSTALL
- NO ELECTRICITY REQUIRED / NO BATTERY BACK UP REQUIRED
- NO COMPONENTS TO BURN OUT
- NON - RADIOACTIVE / NON - TOXIC
- FIRE RATED / CODE COMPLIANT
- MAINTENANCE FREE



www.pemko.com

Learn More at the PEMKO Booth (#527)
2004 DHI Show Oct 29-31 in San Antonio TX.

U.S. Customers **PEMKO CANADA**
Ph: 1.800.283.9988 Ph: 1.877.535.7888
Fx: 1.800.283.4050 Fx: 1.877.535.7444



The Industry Leader in Quality Mailboxes




- Commercial Mailboxes
- Residential Mailboxes
- Custom Signage



**Contact Us Today
for a FREE Catalog!**

1010 East 62nd Street, Los Angeles, CA 90001-1598 phone: 1-800-624-5269 • fax: 1-800-624-5299



The comprehensive roundup of the inspiring visions for the World Trade Center Site

September 11, 2001 changed the public perception of architecture and urban design.

Published jointly by *Architectural Record* and Rizzoli, **Imagining Ground Zero: Official and Unofficial Proposals for the World Trade Center Site** documents not only the master plan competition for lower Manhattan, won by Studio Daniel Libeskind and sponsored by the Lower Manhattan Development Corporation, but also proposals submitted by invitation of and published by *New York* magazine and *The New York Times Magazine*, as well as proposals from the exhibition at Max Protetch Gallery. Also included is a selection from the more than 5,000 schemes submitted to the competition for the World Trade Center Memorial.

This remarkable and authoritative survey features in depth the official scheme for the site, designed by David Childs of Skidmore, Owings & Merrill with the collaboration of Daniel Libeskind of Studio Daniel Libeskind; Reflecting Absence, the winning scheme for the memorial, designed by Michael Arad and Peter Walker; and the World Trade Center Transportation Hub, designed by Santiago Calatrava, DMJM + Harris, and STV Group.

With its exhaustive approach to these myriad voices in the discourse surrounding the World Trade Center site, **Imagining Ground Zero** is destined to become the canonical reference for this unprecedented moment in world architecture.

ISBN: 0-8478-2671-6 (HC); hardcover, 9 x 12; 256 pages; 252 color illustrations

Price: \$60.00

Rizzoli International Publications, Inc.

300 Park Avenue South

New York, NY 10010

www.rizzoliusa.com

Architectural Record

McGraw-Hill Construction



Two Penn Plaza

New York, New York 10121-2298



www.architecturalrecord.com





Available at bookstores everywhere, or call 1-800-52-Books



Nalsa	
Pass the ARE 3.0. Study With Archiflash®.	800-411-7314
	<p>1 General data</p> <p>Get the NEW 2005 5th Edition. Celebrating Over 10 Years of Success. Prepare for the Architect Registration Exam with Archiflash. Each set contains 1,152 expertly written flashcards covering all six multiple choice tests: Pre-Design, General Structures, Lateral Forces, Mechanical & Electrical Systems, Building Design/Materials & Methods, and Construction Documents & Services. Learning is easy with timesaving charts, definitions, diagrams, and multiple choice Q&A. More information than you ever thought possible in an easy-to-use flashcard format. Only \$99.95. Individual divisions available for \$24.00 each. Order by phone or online.</p>
	<p>www.archiflash.com</p> <p> 150</p>


DEX Studios	
Terrazzo & Concrete	404-753-0600
	<p>3 Concrete</p> <p>DEX manufactures precast architectural concrete and terrazzo products for commercial, multi-unit, and residential applications. Superior finishes and colors in both cast concrete and terrazzo are available in sinks, bathtubs, shower pans, tile, bar and countertops, tabletops, fireplaces, and tilt-up wall panels. All DEX products are pre-cast in a controlled environment, polished to a hard dense finish, and sealed to enhance depth and protect the finished product. Sample boards of 25 spectacular concrete colors and 10 standard terrazzo finishes available. DEX has a combined total of 50 designs and sizes of sinks, all standardized with several ADA compliant designs to make specifying them easy.</p>
	<p>www.dexstudios.com</p> <p> 153</p>

Master Halco, Inc.	
Decorative Wire Fencing	
	<p>2 Site construction</p> <p>New EuroScape™ 300 Decorative Wire fencing incorporates some of the best design elements of industry-leading ornamental iron and color chain-link. Its steel and wire mesh construction in a special twin wire design creates unique joint strength and durability. EuroScape 300 is available in four colors: tan, bronze, white, and black. Decorative wire fencing complements a variety of architectural styles and is backed by a 12-year limited warranty. With more than 60 locations across North America, Master Halco has the products and services to satisfy your project requirements. Visit the Web site to view extensive product offering and download specifications and drawings. (Black decorative wire fencing as seen in the 2003 Sunset Idea House.)</p>
	<p>www.FenceOnline.com</p> <p> 151</p>

Boston Valley Terra Cotta Inc.	
Roofing Tile	
	<p>4 Masonry</p> <p>Boston Valley Terra Cotta is manufacturing Terraclad™, Architectural Terra Cotta Rainscreen System. Produced in the U.S. in its Orchard Park, NY, factory, this system is available for new design and retrofit. Boston Valley Terra Cotta offers six standard profiles, six different widths, 8-in. to 16-in., in lengths from 12-in. to 60-in. as well as custom designs per the architect's specifications. Also available are 13 through-body colors and custom body colors, glazed finishes, and custom sizes and shapes upon request. Terraclad is naturally a green material, manufactured from BVTC's engineered clay body, designed to withstand the freeze/thaw climate.</p>
	<p>www.bostonvalley.com</p> <p> 154</p>


Poligon	
Shelters, Gazebos & Pavilions	
	<p>2 Site construction</p> <p>POLIGON has been a leader in tubular steel shelters, gazebos, and pavilions for nearly 30 years. With over one hundred original designs, POLIGON is one of the most specified shelters with national architectural firms. Designs range in size from 10-ft. sun shelters to pavilions spanning over 100-ft. The pre-engineered frames bolt together to eliminate field welding, and feature clean architectural detailing, durable powder coat paint finishes and your choice of either metal, tongue and groove, yellow pine, or sandwich panel roof decks. POLIGON shelters are designed to minimize interior ledges where birds typically nest, a small but important detail. This provides a much cleaner environment for those utilizing the facility.</p>
	<p>www.poligon.com</p> <p> 152</p>


L. M. Scofield Company	
Concrete Coloring Admixture	800-800-9900
	<p>3 Concrete</p> <p>CHROMIX® Admixtures for Color-Conditioned™ Concrete: Award-winning projects begin with award-winning materials. CHROMIX Admixtures for Color-Conditioned Concrete are colored, water-reducing, set-controlling admixtures for ready mixed architectural concrete. Coloring concrete integrally, they produce rich hardscapes and pre-cast, tilt-up, or cast-in-place buildings of enduring beauty. CHROMIX Admixtures provide permanent, streak-free color conditioning and increased concrete strength at all ages. Call or email to request color cards and specifications. Email info@scofield.com.</p>
	<p>www.scofield.com</p> <p> 155</p>


Eurocobble	
Granite Cobblestone	877-877-5012
	<p>4 Masonry</p> <p>An updated catalog features authentic European cobblestone preassembled in modular form. Modules in square, fan, concentric ring, and custom formats arrive at the jobsite ready for a quick and easy installation. Pedestrian or vehicular application. Eurocobble® has supplied the design community with traditional and customized paving solutions for over 20 years. Call toll free or visit the Web site.</p>
www.eurocobble.com	156



Gage Corporation, Intl.	
Cast Metal Wall Surfacing	800-786-4243
	<p>5 Metals</p> <p>Gagecast® is a cast metal wall surfacing material suitable for a variety of interior architectural applications where patterns that feature high luster, relief, durability, and cost effective installation are a requirement. Twenty-eight designs are standard, however, custom collaboration is encouraged. Gagecast is one component of Gage Vertical Surfacing. Contact the factory for product literature and selected samples. Fax number 608-269-7622. Email gage@centurytel.net.</p>
www.gageverticalsurfacing.com	159


Mortar Net USA, Ltd.	
2004 World Of Concrete's Most Innovative Masonry Product	
	<p>4 Masonry</p> <p>The BlockNet™ System was voted by industry experts as the 2004 World Of Concrete's Most Innovative Masonry Product. Mortar Net introduces the New Single Wythe Block Drainage System. Water infiltration in concrete block can cause extensive damage such as efflorescence, staining or freezing, and thawing. The BlockNet System by Mortar Net USA, Ltd., is a simple solution that solves moisture problems by directing the flow of water. BlockNet is comprised of a specially shaped 3-3/8-in.-deep stainless steel flashing with integrated drip edge and a horizontal mesh element adhered to the top of the stainless steel, plus a separate vertical mesh element.</p>
www.mortarnet.com/ars	157



Gage Corporation, Intl.	
Metal Surfacing	800-786-4243
	<p>5 Metals</p> <p>GageMetal. An innovative collection of 18 new designs suitable for walls, elevators, and column covers. Standard sizes 48-in. by 96/120-in. with available thicknesses from .025-in. aluminum to 16-ga. stainless steel. Custom design and collaboration is available. All GageMetal designs are available in sheet form for direct application to the job site substrate. They can also be panelized for demountable use with Z-bar clips or the Gage extrusion system. Fax number 608-269-7622. Email gage@centurytel.net.</p>
www.gageverticalsurfacing.com	160



EPIC Metals Corporation	
Roof and Floor Deck Ceiling Systems	877-696-3742
	<p>5 Metals</p> <p>EPIC Metals Skydeck™ option was designed to incorporate natural lighting into structural, long-span roof deck ceiling systems without the need for additional steel framing. By featuring Solatube® technologies, the EPIC Skydeck option provides the brightest, cleanest, and whitest light possible while minimizing solar heat gain and glare. Skydeck supports green building philosophies by reducing the need for electrical lighting and conserving energy costs that contribute to LEED certification. Additionally, Skydeck can be specified with an acoustical option to reduce interior ambient noise levels, can span up to 55-ft., and has a variety of appearance options to complement any architectural design.</p>
www.epicmetals.com	158



HDI Railing Systems	
Nylon Railing System	717-285-4088
	<p>5 Metals</p> <p>Add color and strength to your project with a nylon guardrail system. Nylon-coated railings come in a range of attractive colors and wood finishes. They provide exceptional structural strength, chemical resistance, hygienic qualities, and are virtually maintenance free. Infill materials are available in tempered glass and perforated metal. Handrails in colored nylon and solid wood. Standard and custom designs are available. Complete supply and installation service is available throughout North America, which includes <i>inox</i>™, <i>CIRCUM</i>™, <i>HEWI</i>® Nylon, and <i>d line</i>™ railing systems. Email info@hdirailings.com.</p>
www.hdirailings.com	161



Lapeyre Stair Inc.	
Convenient Conventional Stairs	5 Metals
	In addition to its unique alternating tread safety-stair products, Lapeyre Stair now provides in-house design and fabrication of conventional industrial stairs that are designed and built to order. With proprietary computerized design capabilities and a facility dedicated to stair fabrication, Lapeyre Stair can offer unprecedented one-stop-shopping convenience, low prices, and lead times of three weeks or less. Check the Web site for conventional stair product updates and technical information, plus interactive features related to Lapeyre's Alternating Tread Stair: downloadable CAD files, online pricing, and more. In space-squeezed applications, the Lapeyre Alternating Tread Stair provides safer, easier access than vertical or ship's ladders.
www.lapeyrestair.com	 162


Melton Classics, Inc.	
Architectural Products	6 Wood & plastics
	Melton Classics provides the design professional with the most comprehensive selection of quality architectural products in the industry, including architectural columns, balustrades, moldings, cornices, and a wide array of architectural elements. Architectural columns are available plain or fluted, load-bearing or column covers, round or square in fiberglass, fiberglass/marble composite, synthetic stone, cast stone, GFRC, and wood for paint or stain. Melton Classics offers a maintenance free balustrade product ideal for any application. Balustrades are available in four durable materials: MarbleTex™ synthetic stone, poly/marble composite, cast stone, and polyurethane, and can meet any code or radius application.
www.meltonclassics.com	 165


Fiberglass Specialties, Inc.	
Custom Fiberglass Products	6 Wood & plastics
	Fiberglass Specialties Inc. manufactures custom architectural products from FRP fiberglass. Custom products are often less than stick-built structures and arrive at the job site pre-ready to install. 2004 projects range from the replication of a 130-ft. historical lighthouse (with a full size cellular tower inside) to a custom cupola with a unique analog wind gage for a residential application. Each custom structure is designed around a tubular steel unitized body with architectural FRP panels affixed. Almost any size, shape, or texture can be replicated. Custom colors are available, and because they use low styrene gel coats, yellowing, fading, and chalking are minimal. In-house architect (AIA) and design engineers are available.
www.fsiweb.com	 163

Panel Source International Inc.	
Fire-Retardant Particleboard, MDF & Plywood Panels	877-464-7267
	6 Wood & plastics Pyroblock® Class A fire-retardant particleboard, MDF, and Plywood. Formaldehyde-free, FSC certified, recycled or rapidly renewable fibers. Pyroblock is ideally suited for the AEC community working on LEED™ registered projects. Pyroblock is available in numerous thicknesses and sizes; availability is not a problem when you specify Pyroblock.
www.panelsource.net	 166


Laser Precision Cutting, Inc	
Brackets, Plates & Gussets	800-514-8065
	6 Wood & plastics Needed these parts yesterday? Laser Precision Cutting, Inc. provides fast and accurate service for both your decorative and structural needs. Normal lead times are 5 to 10 days. If your needs are fast, E-mail your dxf files to Laser Precision Cutting, Inc. The Web site has many more examples of Laser Precision Cutting, Inc. work. An ISO-9000 registered company. Email lasercutting@mindspring.com . Fax number 828-645-8421.
www.laserprecisioncutting.com	 164

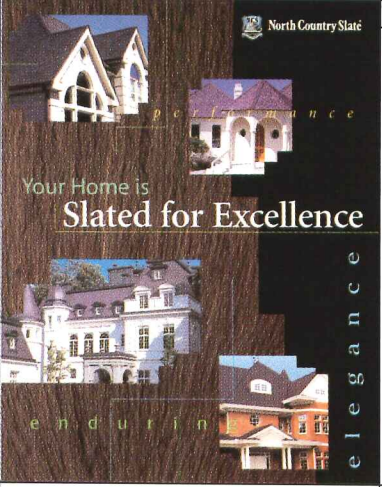
CertainTeed Corporation, Roofing Products Group	
Shingle Roofing	800-233-8990
	7 Thermal & moisture protection Presidential TL™, with its sculpted rustic edges, is constructed using three laminated layers of the industry's strongest, most durable materials, making it one of the thickest, toughest and best looking shingles on the market. The beauty of a wood shake with less cost and better performance. Email roofing.ct@saint-gobain.com .
www.certainteed.com	 167

CertainTeed Corporation, Roofing Products Group	
Slate Roofing	800-233-8990
	<p>7 Thermal & moisture protection</p> <p>CertainTeed's Centennial Slate™ replicates the natural color variations of true blended slate at a fraction of the cost. Through a sophisticated, patent-pending production process, CertainTeed precisely applies color to individual tabs to create its distinguished look. Centennial Slate is available in six colors and utilizes CertainTeed's exclusive Super Shingle® construction.</p>
www.certainteed.com	168

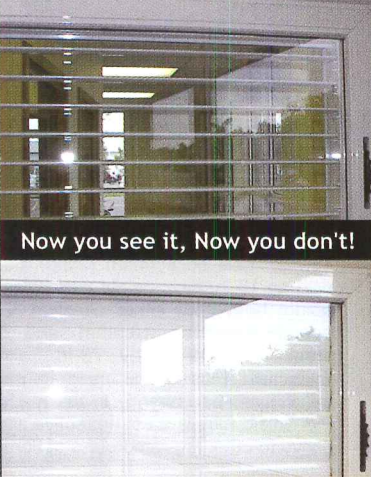
General Glass International	
Fire-Rated Glass	
	<p>8 Doors & windows</p> <p>In response to the changes in the IBC 2003 building codes, General Glass International has introduced Pyroshield Plus™, a laminated, polished-wire glass manufactured by Pilkington Glass UK. This new fire-rated glass product meets CPSC 16 CFR 1201 Category I impact safety standards. Pyroshield Plus uses a plastic fireproof interlayer strong enough to meet Cat I requirements. It achieves a 45-min. plus hosestream rating, along with an 18-in. drop-height performance rating, both from either direction. The overall thickness, 10.5mm, and the stock size, 49-in. by 78-in., allow Pyroshield Plus to be used in most frame systems currently in the market. Pyroshield Plus is a cost-effective alternative to other fire-rated glass options.</p>
www.generalglass.com	171


Cornell Corporation	
Performance Roofing Insulation	715-239-6411
	<p>7 Thermal & moisture protection</p> <p>Cornell Corporation introduced the original ventilated roof insulation, Vent-Top Thermacal, in 1987. Today's Vent-Top Thermacal is designed for fast installation and high performance. Panels are fully machined with pre-spaced sheathing and tongue and groove edges for minimal heat loss. Upventing is greater than 92% while leaving 50% open area for lateral ventilation. R-values up to 42 are available. Thermacal non-vented nailbase insulation shares the machined features of our ventilated products with R-values up to 47 available. CVRS (Cornell Ventilated Roof Sheathing) is a ventilated sheathing as a solution for roof venting over existing insulation. Email cornell@centurytel.net.</p>
www.cornellcorporation.com	169

Jerome R. Durr Studio	
Custom Glass Art	800-552-9836
	<p>8 Doors & windows</p> <p>Jerome R. Durr Studio, providing residential, liturgical, commercial, and public art since 1973.</p>
www.jeromedurr.com	172

North Country Slate	
Slate Roofing Brochure	800-975-2835
	<p>7 Thermal & moisture protection</p> <p>North Country Slate offers a new brochure explaining the design and performance advantages of their remarkable roofing material to your residential customers. In six glossy pages, "Slated for Excellence" presents all the features and benefits to your client, the homeowner. Make sure you have this brochure on hand for your next discussion on slate roofing. Email info@ncslate.com.</p>
www.northcountyslate.com	170


Technical Glass Products	
Fire-Rated Steel Framing	
	<p>8 Doors & windows</p> <p>Technical Glass Products offers the Fireframes™ Curtainwall Series—fire-rated steel framing for large expanses of glass spanning multiple stories. Available for interior or exterior use, the Curtainwall Series carries fire ratings up to two hours. Custom exterior face caps allow a wide variety of appearances, including stainless steel. For more information visit the company's Web site.</p>
www.fireglass.com	173


Unicel Architectural Inc.	
Pivoting Blinds	8 Doors & windows
	Unicel Architectural Inc. has developed a unique patented glazing product: Vision Control®. With this custom-designed unit, you can finally enjoy total control of light, privacy, and sound without having to worry about the cleaning. Unlike ordinary Venetian blinds installed separately from the glass, Unicel's pivoting blinds made of extruded aluminum are mounted inside a hermetically sealed glass unit offering you 100% dust-free and germ-free louvered glazing. Vision Control blinds are operated using a small hand crank, thumbwheel, motorized switch, or computer: control at your fingertips, cord-free and string free. Ideal in partitions, doors, side-lights, windows, skylights, and more.
www.visioncontrol.qc.ca	174



Zero International, Inc.	
Acoustical Door Seals	800-635-5335
	8 Doors & windows Zero's acoustical door seals and systems are designed with top-quality materials and adjustable features to guarantee easy installation, reliable performance, and sound transmission class ratings up to 51 STC for the most demanding noise-control applications. Engineered to function efficiently through millions of cycles. Vision-light systems available. Zero's adjustable gasketing systems lower noise levels and provide privacy in office buildings, apartment houses, hospitals and doctors offices, churches, and schools. For more information and a copy of Zero's 20-page "Sound Solutions" brochure, contact Zero International.
www.zerointernational.com	177

Weather Shield Windows & Doors	
Wood Interior Windows & Doors	8 Doors & windows
	As the flagship line for upscale homes, Weather Shield is the company's most comprehensive line of windows and doors. Weather Shield windows and doors feature wood interiors and are available with either an extruded aluminum exterior or a wood brick mould exterior. Windows and doors come in ten long lasting Flexicolor exterior finishes, and are available in any of seven different wood species from the Custom Wood Interiors Collection™.
www.weathershield.com	175



Crossfield Products Corp.	
Architectural Floor Surfacing	9 Finishes
	Dex-O-Tex Micro-Topping is a thin-section, seamless polymeric floor surfacing that offers years of durability and low maintenance costs. The protective surfacing is less moisture sensitive than conventional sheet and tile flooring, and provides an attractive, wear-resistant finish. Micro-Topping can be applied over a wide range of surfaces, eliminating the cost of expensive removal. It can be antiqued or chemically stained with many beautiful colors to create a variegated shading of hues and allows the application of stencils and saw-cuts for limitless design options. A wide range of polyurethane sealers with varying degrees of gloss or slip-resistance will stand up to repeated floor cleanings.
	178



Woodfold-Marco Mfg., Inc.	
Doors Designed for Hospitality	503-357-7181
	8 Doors & windows Woodfold's custom made folding and roll-up doors serve multiple functions for hospitality design. With models available for sight, security, and acoustic control, Woodfold's accordion doors effectively divide your space. Its roll-up doors, used in the back bar, allow immediate and secure lock-up at closing time. Complete architectural binders available upon request. Fax number 503-357-7185.
www.woodfold.com	176



L. M. Scofield Company	
Concrete & Cementitious Flooring	800-800-9900
	9 Finishes Stylish Scofield flooring systems: For beauty and durability, concrete and cementitious toppings provide stylish flooring for high traffic areas in offices, lobbies, public spaces, food service, and retail areas. Scofield Systems offer diverse choices—ranging from monochromatic toppings to translucent, antique stains for faux finishes and dramatic graphics. Email info@scofield.com.
www.scofield.com	179



Viva Ceramica	
Xilo Flooring	
	<p>9 Finishes</p> <p>Colors meet the purest clays forged and pre-compacted in a higher than normal thickness (12mm). Complete penetration between body and color grants lasting optical results, maximum ultimate tensile strength, and absolute resistance to acids, scratches, frost, and dirt. This totally environmentally friendly manufacturing process is assured by ISO9001 quality system. Certified plant of E milceramica in Fiorano Modenese; series XILO is guaranteed 20 years for private homes and 10 years for public areas. For further information please consult Viva for updated price list and sales conditions.</p>
www.cerviva.it	 180


Kroy Sign Systems	
Aluminum Sign Frames	
	<p>10 Specialties</p> <p>Kroy Sign Systems, Scottsdale, AZ, is a leading manufacturer of architectural and ADA compliant signs. Specializing in design/build sign fabrication and sign wayfinding systems, Kroy recently introduced SPECTRUM sign frames. Durable aluminum frames are available for interior and exterior sign applications. Kroy's SPECTRUM Sign Series features lightweight, thinline aluminum extrusions in a variety of frame sizes and unlimited colors. Square, radius, and beveled edge profiles are designed to accommodate a host of architectural and ADA sign insert materials. SPECTRUM frames accept photopolymer faceplates, acrylic lenses, and aluminum inserts. Visit the company's Web site for more info.</p>
www.kroysignsystems.com	 183

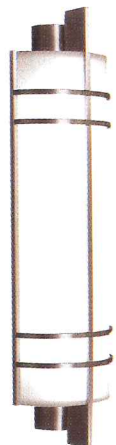

Custom Home Accessories, Inc.	
Decorative Cluster Mailboxes	
	<p>10 Specialties</p> <p>Tired of the same old ugly gang style mailboxes? Give your community some "curb appeal" with the new Regency decorative cluster mailbox unit. Constructed of cast aluminum and stainless steel, the elegant mail center is designed to last. Existing CBU's can also be easily converted to a Regency. This system comes in a variety of styles, colors, and configurations. Custom Home Accessories, Inc. offers a full line of mailboxes, address plaques, bronze markers, and street signs.</p>
	 181



New Holland Church Furniture	
Curved Church Pews	800-220-1465
	<p>12 Furnishings</p> <p>Curved pews are "Round For A Reason"™ and are designed and manufactured by New Holland Church Furniture. Curved pews are designed for maximum seating, curved for efficient use of space, designed to enhance worship, created for community, uniting the family of God. New Holland Church Furniture is a certified member of the Architectural Woodwork Institute (AWI), so you can be assured of the very highest quality. Email nhcw@newhollandwood.com.</p>
www.newhollandwood.com	 184



Hufcor, Inc.	
Movable Glass Partition Systems	800-542-2371
	<p>10 Specialties</p> <p>Hufcor introduces a complete new line of movable glass partition systems featured in a new brochure. The line features frameless storefront style panels with patent-pending batwing pass-doors, acoustic and weather resistant glasswalls without floor tracks, wood-clad products, and electrically controlled E-Trac tracking system and Loschwand overhead systems. Call or visit the Web site.</p>
www.hufcor.com	 182



FabriTec Structures	
Tensile Fabric Structures	866-275-9710
	<p>13 Special construction</p> <p>FabriTec Structures introduces a new generation of tensile fabric technology. Its highly specialized fabric structures utilize the most advanced architectural materials available and are non-combustible, both thermal- and UV-resistant, and can offer full weather protection. With virtually unlimited design options and applications, FabriTec's products are both practical and often visually spectacular. Designers can choose fabrics from a wide range of color and translucency and enjoy a cost effective and "fast-track" alternative to conventional building systems. FabriTec Structures provides clients with complete design/build services, including concept development, engineering, fabrication, project management, and installation.</p>
www.fabritecstructures.com	 185



Finlandia Sauna Products, Inc.	
Precut Saunas	800-354-3342
	<p>13 Special construction</p> <p>Finlandia Sauna has manufactured exclusive and authentic saunas since 1964. Finlandia offers precut sauna packages and modular sauna rooms as affordable luxuries that can be included in any remodel or new construction. The company markets four all-clear western softwoods and is the only manufacturer to use 1-in. by 4-in. paneling, instead of the cheaper 1/2-in. by 4-in. material used by others. Finlandia's packages include all room parts, a choice of a Finnish-made electric heater, a prehung door with choice of glass, and all necessary accessories. Finlandia's exciting new heater, the EverReady, is an excellent option for the person always on the go. Fax number 503-684-1120. Email info@finlandiasauna.com.</p>
	<p>www.finlandiasauna.com</p> <p> 186</p>

Shaper Lighting / Cooper Lighting	
Custom Lighting Fixtures	
	<p>16 Electrical</p> <p>Shaper's new 674 Wall Luminaire, shown here in solid brushed stainless steel, is also available in natural aluminum, polished brass, satin brass, or hand-oxidized brass. Custom colors and design options, such as perforated stainless or color inserts are also available to compliment any commercial, hospitality, or retail application. Visit their Web site or E-mail talktous@cooperlighting.com.</p>
	<p>www.shaperlighting.com</p> <p> 189</p>


Steril-Aire	
Ventilation Systems	800-2STERIL
	<p>13 Special construction</p> <p>New bulletin showcases Steril-Aire UVC Emitters™ for mold and microbial control in schools. The multi-patented devices reduce spread of infectious diseases by 90% plus for reduced absenteeism. They also stop mold problems and relieve allergy/asthma symptoms triggered by mold spores. In addition, they save 15% or more in energy costs and slash A/C coil cleaning costs. The company offers a full line of UVC products for school installations, ranging from central A/C systems to unit ventilators, fan coils, and other packaged systems. Fax number 562-467-8481. Email sales@steril-aire.com.</p>
	<p>www.steril-aire.com</p> <p> 187</p>

G-Squared	
Architectural Ceiling Fans and Lighting	877-858-5333
	<p>16 Electrical</p> <p>Enjoy art... the Cirque ceiling fan, a high performance dynamic sculpture, Good Design Award winner. View silver and mahogany blade versions on their Web site. Includes 50 W dimmable light and touch control system, remote control available. Whisper quiet, powerful, and beautifully made, this timeless design can be used on 8-ft. ceilings or on cathedral ceilings with optional down- rods up to 6-ft. long. Suitable for sloped ceilings. Lifetime warranty. To buy high-design architectural fans and lighting, please visit G-Squared's Web site or call between 6 AM and 6 PM PST.</p>
	<p>www.g2art.com</p> <p> 190</p>

Ledalite Architectural Products	
Lighting Systems	
	<p>15 Mechanical</p> <p>PureFX™ is a revolutionary recessed lighting system that utilizes Ledalite's MesoOptics® technology to purify and control light. It offers the perfect blend of brightness, control, and energy efficiency—making happier people and a healthier environment. Visit the Ledalite Web site for more information and to view the PureFX multimedia presentation.</p>
	<p>www.ledalite.com</p> <p> 188</p>

Prima Lighting Corp.	
Light Fixtures	866-885-4915
	<p>16 Electrical</p> <p>The Multi light fixture series gives you complete freedom and control over your light source with high-end, elegant, and intriguing style. Easily direct the light exactly where you want and tailor the power to your needs. Choose a nine, six, four, three, or two light configuration available as a wall (shown), pendant, floor, or table light. Chrome and matte silver finishes. Clean, architectural multipoint canopies are available for the pendants. Please visit Prima Lighting's Web site or call to find out more about its breakthrough OPUS line of contemporary architectural lighting.</p>
	<p>www.primalighting.com</p> <p> 191</p>

What's the fastest way to get your share of the \$42 billion education construction market?



"Educational building has shown a strong response to rising student enrollments."

Source: McGraw-Hill Construction Analytics



Get McGraw-Hill Construction's authoritative market study: 'The New Heights of Education Construction'

Get an 'A' in Education

Education construction is where the opportunity is! And McGraw-Hill Construction's comprehensive new study offers a level of detail found nowhere else. Get everything you need to understand and penetrate this lucrative market—in one smart, affordable solution.

All the answers—in one place:

- **Key players** and how to connect with them
- **Education sectors** offering the most potential—
 - Primary
 - Junior high school
 - Senior high school
 - Colleges and universities
- **Projected education** construction growth rates for the next five years
- **Hottest education leads:** projects worth \$1 million+ in the design, bid/negotiate and construct phase
- **9,500 education facility managers** with complete contact information

The fast track to fast results


Prepared by McGraw-Hill Construction's industry-leading economists and analysts, the new 2004 study takes the guesswork out of getting work and getting sales.

connecting people_projects_products

McGraw Hill
CONSTRUCTION
Dodge
Sweets
Architectural Record
ENR
Regional Publications

Find us online at www.construction.com

Act now to get your share!



New! Updated with 2004 data

Call **1.800.591.4462**

or go to www.analytics.construction.com

MARR74EC

The McGraw-Hill Companies

FACULTY POSITION

DEAN

THE UNIVERSITY OF TENNESSEE COLLEGE OF ARCHITECTURE AND DESIGN

The University of Tennessee invites applications and nominations for the position of Dean of the College of Architecture and Design. The Dean is the chief academic and administrative officer of the College, and reports to the Chancellor. Salary is nationally competitive and commensurate with experience and qualifications. Qualifications: The Dean of the College is expected to build on the College's traditions and achievements and will have significant opportunities to lead the College to even higher levels of academic excellence and prominence. Applicants must possess the following qualifications: a professional design degree and applicable professional registration or Ph.D.; an established record as an exceptional teacher and scholar or comparable professional achievement meriting appointment as a tenured professor; outstanding communication and leadership skills, and the ability to relate effectively to a variety of internal and external constituencies. Applicants should have a demonstrated commitment to and knowledge of equal employment opportunity and affirmative action. Desired qualifications include administrative, fiscal, and fund raising experience, and a demonstrated understanding of the research, instructional, and service needs of a college of both architecture and interior design. Application Procedure: Applications should include a letter of interest addressing the qualifications, a comprehensive curriculum vitae, and the names and contact information (addresses, telephone numbers, e-mail addresses) of five references to: John L. Sobieski, Jr. Chair, College of Architecture and Design Dean Search Committee Lindsay Young Distinguished Professor and Associate Dean of Academic Affairs The University of Tennessee College of Law 1505 W. Cumberland Ave. Knoxville, TN 37996 (865) 974-2521 E-mail: jsobiesk@utk.edu The preferred deadline for receipt of applications is October 15, 2004. Applications will be reviewed upon receipt and continue to be reviewed until the position is filled. The University of Tennessee is an EEO/AA/Title VI/Title IX/Section 504/ADA/ADEA institution in the provision of its education and employment programs and services. Women and minority candidates are encouraged to apply.

POSITIONS AVAILABLE

ARCHITECTS - ALL LEVELS / ALL SPECIALTIES
JR Walters Resources, Inc. specializing in the placement of technical professionals in the A&E field. Openings nationwide. Address: P.O. Box 617, St. Joseph, MI 49085 Tel: 269-925-3940 Fax: 269-925-0448 E-mail: jrwwawa@jrwalters.com VISIT our web site at www.jrwalters.com

INTERN ARCHITECT

BS in Architecture & 2yrs exp in AutoCAD 2000, freehand graphic presentation, graphic s/w including photoshop, CorelDraw, Powerpoint & Computer 3D modeling & rendering. Resume to William+Paddon Architectures+Planners, 2237 Douglas Blvd,#160, Roseville, CA 95661. Attn: HR. EOE.

GREAT JOBS IN NEW ENGLAND

Looking for a job in Boston or the surrounding area? Check out the Boston Society of Architects/AIA's Building Industry Classified. To see a current listing of employment opportunities go to www.buildingindustryjobs.com.

EXP. ARCHITECTURAL DESIGNER NEEDED
For busy Fort Lauderdale architectural firm. Competitive salary. EOE. Mail resume to Adolfo Cotilla, Acai Associates Inc., 3455 NW 55 St., Ft. Lauderdale, FL 33309.

INTERIOR DESIGNER

Sought by home builders in Houston, TX. Must have degree & exp. Respond by resume only to: Ms. N. Fowzi, V.P., Swiss International, Inc., 6006 Fairdale, Houston, TX 77057.

SENIOR PROJECT ARCHITECT

Established firm in Alaska seeking Sr. Project Architect with exp. managing & supervising architectural design of large commercial projects. Demonstrated ability to lead team of architects, designers & engineers through programming; site analysis; concept & schematic design; design development, construction docs.; bidding & construction. Master or 5yr. bachelor of Architecture req'd w/ min. 5 yrs. exp., US architectural reg. or equivalent Cover letter & resume to: pwinchester@rimarchitects.com or fax: 907-279-8195 EEO

GRADUATE ARCHITECT

To work on arch'l projects under lic'd architect. Req: Bach in architecture; & 1 yr in job or 1 yr in any arch'l building design or building construction job. DFWP; no-smoking. Send resume to: AAlbaisa., Albaisa Architects, 2964 Aviation Ave, Miami, FL 33133. Refer to job#wk2

ARCHITECTURAL DRAFTER

Draw up plans/specs for comm'l/indust'l/ residnt'l bldgs. Recommend materials, estimate qty. Perform modifications in dimensions/materials/other aspects per changes. F/T. BS in Architecture or Archt Eng or Civil Eng + 2 yrs experience req'd. MS degree in the field can be substituted as 2 yrs experience. Send resume to Lee & Lee Structural Engineering Inc, 3550 Wilshire Blvd, #480, L.A., CA 90010

GRADUATE ARCHITECT

Research & plan urban & suburban architectural projects. Req: master's degree in architecture in suburb & town design. No smoking, DFWP. Send resume to: EValle, Valle & Valle Inc, 194 Minorca Ave, Coral Gables, FL 33134. Refer to Job #WKI

ARCHITECTURAL DRAFTER

F/T w/3 yrs exp in job or BS Architecture + 1 yr exp in job needed by Structural Eng'g firm to prepare detailed drawings of archi designs for construction projects using AutoCAD 2002. Competitive salary. Mail resume to Grossman & Speer Associates, 529 Hahn Ave. #200, Glendale, CA 91203.

ARCHITECTURAL DESIGNER

F/T w/3 yrs exp or BS Architecture + 1 yr exp in job needed by Design Consulting firm to prep detailed drawings of arch'l designs using AutoCAD 2002. Comp salary. Mail resume to Malekian & Associates, 919 W. Glenoaks Blvd., Glendale, CA 91202.

ARCHITECTURAL DESIGNER

Design development & provide technical design solutions for ongoing & new construction projects. Req. B.S. in Architecture & 2 yrs exp in job or 2 yrs exp in a related job position or in Project Marketing. Send Resume: Richard A. San Luis, San Luis Builders, 1737 East Cortez St., West Covina, CA 91791 (jobsite).

W HOTELS

VICE PRESIDENT,
DESIGN

STARWOOD HOTELS AND RESORTS IS SEEKING A SENIOR DESIGN EXECUTIVE TO LEAD THE IN HOUSE DESIGN TEAM FOR THE W HOTELS BRAND. THIS TALENTED AND CREATIVE PERSON MUST HAVE SIGNIFICANT DESIGN, BRAND AND PROJECT DEVELOPMENT EXPERIENCE ON LARGE SCALE ARCHITECTURE AND/OR INTERIOR DESIGN PROJECTS ALONG WITH HAVING LEAD AND MANAGED DESIGN TEAMS.

THE W HOTELS BRAND IS GROWING GLOBALLY AND IS DESIGNING & DEVELOPING HOTEL PROJECTS FOR BOTH STAND ALONE & MIXED USE. INTERNATIONAL EXPERIENCE IS A PLUS. STRONG PRESENTATION AND COMMUNICATION SKILLS NECESSARY. DEGREE IN ARCHITECTURE OR INTERIORS REQUIRED. APPROXIMATELY 15 YEARS EXPERIENCE PREFERRED.

CONTACT: MICHELLE STUHL
RESUME@MICHELLESTUHL.COM
FAX# 212.331.1240

EXPERIENCED ARCHITECT

For health care facility projects needed. Send resume only to Daggett & Grigg Architects, 100 10th Street, N.E. Ste 200, Charlottesville, VA. 22902

ARCHITECT

Lord, Aeck & Sargent has an opening for an Architect in Atlanta, Georgia. The position requires a degree or foreign equivalent in architecture with 5 years of related experience. Please forward resume to: Lord, Aeck & Sargent, Attention: Elizabeth Brown, HR Manager, 1201 Peachtree Street, NE, Ste. 300, Atlanta, GA 30361-3500. EOE. No Emails or calls.

CORPORATE FINE ART

MURALIST

Studiojamesdaniel offers fresco and oil painting murals, as well as, large scale mixed media drawings. Contact James Daniel at 828-250-9880.

RENDERINGS

WATERCOLOR RENDERINGS

Fortune 500 clientele, Watercolor: 11" x 17" 3 days. Evocative, Poetic, Effective Quick Sketches Too! Visa, MC, AmEx. Mayron Renderings, 1-800-537-9256, 1-212-633-1503. Visit www.mayronrend.com

FOR SALE

UNIQUE ARTIFACT

Century-old main steam drive pulley, very lg split all wood 6'x17" wide—ideal for a recreation hall, lodge, tavern, rest, etc—\$19,000. hdbrook@simpatico.ca, 519-846-5786, fax-519-846-9441.

SPECIAL SERVICES

**PREMIER AUTOCAD
OUTSOURCING SERVICE IN INDIA**

Satellier L.L.C., the leading AutoCAD documentation production outsourcing company in India, maintains a certified staff of more than 150 employees that exclusively serves leading architecture and interior design firms in the United States and Europe. Our approach is revolutionary: we develop specialized custom production units for each of our clients, who range from Fortune 500 firms to small independent companies. For more information, contact us at michael@satellier.com, Ph: 866-305-7553, Fax: 866-571-7555.

SketchUp Love Sketching on Napkins?
Take a more sophisticated approach with award winning SketchUp, the fastest and easiest way to design in 3D! Mac and Windows – \$495
Download a FREE Demo today!
www.sketchup.com

Q-CAD DRAFTING SERVICES
Hand-Drafted into CAD
\$80 Per Sheet (E-Draw)
BEFORE (Hardcopy) AFTER (CAD File)
800-700-3305 www.Q-CAD.com

The McGraw-Hill Companies

**An Important Notice
to Our Customers about Privacy**

Your contact information, maintained in our secure database in the United States, is used to help us process and fulfill your request or order, service your account, respond to your inquiries and to provide follow-up services, such as contacting you to renew your contract. Your contact information is added to McGraw-Hill Construction's mailing list so that, from time to time, we can send you information about other McGraw-Hill Construction products, including newsletters, new features, and additions and changes to our web site. Occasionally, McGraw-Hill Construction shares data collected about subscribers with other units within the family of The McGraw-Hill Companies and carefully screened companies outside The McGraw-Hill Companies whose products or services we feel may be of interest to you. We may also, from time to time, share your information with outside vendors who will use the information only to perform services on our behalf. If you do not wish to receive promotional mailings from companies outside of The McGraw-Hill Companies or if you wish to review the accuracy of the information you've provided or have any questions about our privacy practices, please send a note with your name, address and account number to: Amy Sidelinger, Security Manager, McGraw-Hill Construction, 148 Princeton-Hightstown Road, Hightstown, NJ 08520 or email Construction_Privacy_Policy@mcgraw-hill.com. For more information on The McGraw-Hill Companies' Customer Privacy Policy, see www.mcgraw-hill.com/privacy.html.

connecting people_projects_products

Dodge
Sweets
McGraw Hill
CONSTRUCTION
Architectural Record
ENR
Regional Publications
Find us online at www.construction.com

McGraw Hill
CONSTRUCTION Architectural Record

Read Record for Credit



Every issue of McGraw-Hill Construction's Architectural Record features one or more Continuing Education self study courses.



- **Read** the designated article or sponsored section in the magazine and on archrecord.construction.com.
- **Answer** test questions on the separate Reporting Form for each article or section.
- **Fill out** each Reporting Form in the magazine or on the web site, and mail or fax with the processing fee to the address on the form to register for credit. Certificates of Completion are available.
- **Earn** one learning unit for each self study course including one hour of HSW credit.

For CES credit questions, call **877-876-8093**.

connecting people_projects_products

Dodge
Sweets
McGraw Hill
CONSTRUCTION
Architectural Record
ENR
Regional Publications
Find us online at www.construction.com

The McGraw-Hill Companies

112	79	AAADM aaadm.com	178	129	d'ac daclighting.com	66, 255		McGraw-Hill Construction construction.com
240	121	Academy of Art University academyart.edu	212	106	Dacor dacor.com	235	116	S McNichols Co mcnichols.com
100	73	Adams Rite Manufacturing Co adamsrite.com	90	63	Doug Mockett & Company Inc mockett.com	78	52	Metal Construction Association metalconstruction.org
82	56	S Advance Lifts advancelifts.com	79	53	S DuPont Corian corian.com	37	22	Mitsubishi Chemical America Inc alpolic-usa.com*
234		AIA aia.org	99	72	S DuPont Tyvek tyvek.com	178	128	Morlitet morlitesystems.com
236		AIA aia.org	150	85	S E Dillon & Company edillon.com	238	118	S Mortar Net mortarnet.com
245		AIA aia.org	149	84	S Ecophon Acoustic Ceilings ecophon-us.com	46		Móz Metal Laminates mozdesigns.com
179	92	AISC/American Inst of Steel Constr aisc.org	224	110	Electrolux electroluxusa.com	41	26	S Nana Wall Systems Inc nanawall.com
175	88	Alcan Composites USA Inc alucobond.com	38, 39	23, 24	S Ellison Bronze ellison-bronze.com	64		National Building Museum nbm.org
16	8	S Alcoa Cladding Systems alcoacladdingsystems.com	84	58	S Fabral Metal Wall and Roof Systems fabral.com	43	28	S National Terrazzo & Mosaic Assn ntma.com
178	131	Alkco alkco.com	241	122	Flight 93 National Memorial flight93memorialproject.org	3cov	126	Nemetschek North America nemetschek.net
178	130	Allscape allighting.com	176A-B		S Florestone florestone.com	231	113	Nextel nextel.com
152	87	AltusGroup altusprecast.com	93	68	S Follansbee Steel follansbeeroofing.com	239	120	NJ SmartStart Buildings njsmartstartbuildings.com
111	78	S American Marazzi Tile marazzitile.com	52-53	35	Gardco Lighting sitelighting.com	94	69	Nora norarubber.com
82	55	S American Stair americanstair.com	40	25	Geberit/Chicago Faucets geberit.com	20	10	Norton Door Controls nortondoortcontrols.com
36	21	Arakawa Hanging Systems arakawagrip.com	12	6	S Georgia-Pacific gp.com	177	90	Norton Door Controls nortondoortcontrols.com
259		Architect'05 architectexpo.com	198	100	GKD Metal Fabrics gkdmetalfabrics.com	18-19	9	S Oldcastle Glass Group oldcastleglass.com
14		Architectural Record archrecord.com	23	13	S Glen Raven Inc sunbrella.com	238	119	Oregon Copper Bowl Company oregoncopperbowl.com
97	70	S Architectural Woodwork Institute awinet.org	228	112	High Concrete Structures Inc highconcrete.com	200	102	S Owens Corning owenscorning.com
cov2-1	1	S Armstrong armstrong.com	112A-H	140	S Hunter Douglas Contract hunterdouglas.com	146	81	S P&P Artec artec-rail.com
10-11		Autodesk autodesk.com	101	74	S Indiana Limestone Company indianalimestonecompany.com	26-27	15	PCI/Precast/Prestressed Concrete Inst pci.org
45		Autodesk autodesk.com	90	64	International Code Council iccsafe.org	47	30	S Pella Windows & Doors pella.com
91	65	Autodesys formz.com	92	66	S Invisible Structures Inc invisiblestructures.com	244	124	S Pemko pemko.com
88	62	Avonite avonite.com	35	20	S IR Security & Safety irsecurityandsafety.com	51	34	S Petersen Aluminum pac-clad.com
21	11	B-K Lighting bklighting.com	83	57	S IR Security & Safety irsecurityandsafety.com	240A-B		S PGT Industries pgtindustries.com
217	107	Beam beamvac.com	147	82	Italian Trade Commission marblefromitaly.com	240C-D		S PGT Industries pgtindustries.com
102	75	S Belden Brick Company, The beldenbrick.com	192	98	S JELD-WEN Windows & Doors jeld-wen.com	180	93	S Pilkington pilkington.com
65	43	Bentley Systems Inc bentley.com	193-197	99	S JELD-WEN Windows & Doors jeld-wen.com	50	33	Pine Hall Brick Co Inc pinehallbrick.com
240E-F		BetterBricks betterbricks.com	178	128-131	JJ Lighting Group jjlightinggroup.com	80	54	S PPG pittsburghpaints.com
86	59	Bigfoot Systems bigfootsystems.com	92	67	Kaplan Architecture alsonline.com	28-29	16	S PPG ppgglazing.com
187	95	S BR 111 BR111.com	15	7	Kim Lighting kimlighting.com	62		Rejuvenation Inc rejuvenation.com
224A-H		Brick Industry Association brickinfo.org	199	101	S Knauf knauffiberglass.com	63	42	Rejuvenation Inc rejuvenation.com
22	12	Building Systems Design bsdsoftlink.com	4cov	127	Kohler kohler.com	114	80	Rheinzink rheinzink.com
87	61	S C/S Group c-sgroup.com	42	27	KraftMaid Cabinetry kraftmaid.com	242	123	Rocky Mountain Hardware rockymountainhardware.com
86	60	Cascade Coil Drapery cascadecoil.com	207	104	KraftMaid Cabinetry kraftmaid.com	56	37	S Roof Products Inc rpcurbs.com
109	77	S CENTRIA Architectural Systems centria.com	44	29	S Kusser Aicha Graniteworks USA kusserUSA.com	244	125	S Salisbury Industries mailboxes.com
2-3	2	CitiBusiness citibusinesscreditcards.com	30	17	S Lafarge North America lafargenorthamerica.com	57	38	Samsung Staron getstaron.com
68	44	CNA/Victor O Schinnerer & Co Inc schinnerer.com	176	89	S Lafarge North America lafargenorthamerica.com	185	94	Samsung-Digital Information Tech Div samsungpfoav.com
34	19	S Continental Cast Stone continentalcaststone.com	235	115	@Last Software sketchup.com	190	97	S Sherwin-Williams sherwin-williams.com
103	76	S Copper Sales Inc unaclad.com	221	108	Loewen loewen.com	223	109	S Simpson Strong-Tie Company Inc simpsonstrongtie.com
151	86	S Cornell Iron Works cornelliron.com	24-25	14	Marvin Windows & Doors marvin.com	70	46	Slip Tech sliptech.com
237	117	Corrugated Metals Inc themetalth.com	227	111	Masonite International Corporation masonite.com	61	41	S Sloan Valve Company sloanvalve.com
148	83	S Custom Building Products custombuildingproducts.com	8-9	5	McDuffee Group Inc vivendumusa.com	189	96	Sota Glazing Inc sotawall.com

For additional information on these advertisers, circle corresponding number on Reader Service Card, or go to www.leadnet.com/pubs/mhar.html.

To reserve your 2004 Sweets call 1-800-442-2258

48	31	Steelcase steelcase.com
49	32	Steelcase steelcase.com
70	45	Stepstone Inc stepstoneinc.com
58	39	Sto Corp stocorp.com
211	105	Style Solutions stylesolutionsinc.com
60	40	Superior Clay Corporation superiorclay.com
113		Sweets sweets.construction.com
232	114	Taiyo Birdair taiyobirdair.com
4		Technical Glass Products fireglass.com
5	3	Technical Glass Products fireglass.com
243		Technology For Construction technologyforconstruction.com
98	71	TOLL toll.com
205	103	Trex trex.com
76	50	Unico System, The unicosystem.com
67		USG Corporation usg.com
75	49	Vistawall Architectural Products vistawall.com
72	48	VT Industries vtindustries.com
54-55	36	Vulcraft, A Division of Nucor Corp nucor.com
77	51	Wausau Window and Wall Systems wausauwindow.com
6-7	4	Weather Shield Windows & Doors weathershield.com
71	47	Westcrowns Inc westcrowns.com
33	18	Williams Scotsman williamsscotsman.com

EXECUTIVE OFFICES

James H. McGraw, IV, Group Publisher
(212) 904-4048 Fax: (212) 904-3695
jay_mcgraw@mcgraw-hill.com
Laura Viscusi, VP, Associate Publisher
(212) 904-2518 Fax: (212) 904-2791
lviscusi@mcgraw-hill.com

ONLINE SALES

Paul Cannella, Director
(312) 233-7499 Fax: (312) 233-7490
paul_cannella@mcgraw-hill.com

CLASSIFIED SALES

Diane Soister
(212) 904-2021 Fax: (212) 904-2074
diane_soister@mcgraw-hill.com

NORTHEAST / MID-ATLANTIC

Janet Kennedy
(212) 904-3603 Fax: (212) 904-2791
janet_kennedy@mcgraw-hill.com

MIDWEST

Mike Gilbert (AR, IL, IA, MN, MO, OH, W.PA, WV)
(312) 233-7401 Fax: (312) 233-7403
mike_gilbert@mcgraw-hill.com

Lisa Nelson (IL, IN, KS, MI, ND, NE, OK, SD, TX, WI)
(312) 233-7402 Fax: (312) 233-7403
lisa_nelson@mcgraw-hill.com

Assistant: Mamie Allegro

SOUTHEAST / MID-ATLANTIC

Susan Shepherd
(404) 843-4770 Fax: (404) 252-4056
sshepherd@mcgraw-hill.com

Assistant: Pam Crews

WEST (AZ, CA, CO, NM, NV)

Bill Hague
(253) 858-7575 Fax: (253) 858-7576
(760) 340-5575 Fax: (760) 340-0439
bill_hague@mcgraw-hill.com

WEST (BRIT. COLUMBIA, ID, OR, S. CA, UT, WA)

Bill Madden
(503) 224-3799 Fax: (503) 224-3899
bill_madden@mcgraw-hill.com

INTERNATIONAL

Mark Casaletto (Canada, except Brit. Columbia)
(905) 668-2149 Fax: (905) 668-2998
mark_casalletto@mcgraw-hill.com

Martin Druke (Germany)
(49) 202-27169-12 Fax: (49) 202-27169-20
druke@intermediapartners.de

Ferruccio Silvera (Italy)
(39) 022-846716 Fax: (39) 022-893849
ferruccio@silvera.it

Katsuhiro Ishii (Japan)
(03) 5691-3335 Fax: (03) 5691-3336
amskatsu@dream.com

PRODUCT NEWS SPOTLIGHTS / POSTCARD SERVICE

Deidre Allen
(212) 904-2010 Fax: (609) 426-7136
deidre_allen@mcgraw-hill.com

SWEETS

Joe Sosnowski
(610) 278-7829 Fax: (610) 278-0936
joseph_sosnowski@mcgraw-hill.com

EDITORIAL

(212) 904-2594 Fax: (212) 904-4256
www.architecturalrecord.com

SUBSCRIBER SERVICE

(888) 867-6395 (USA only)
(609) 426-7046 Fax: (609) 426-7087
p64cs@mcgraw-hill.com

BACK ISSUES

(212) 904-4635
phyllis_moody@mcgraw-hill.com

REPRINT MANAGEMENT SERVICES

(800) 360-5549 x129
architecturalrecord@reprintbuyer.com

ARCHITECT '05

The 19th Asia's Premier Building And Construction Exposition



ARCHITECT '05 The 19th International Construction & Decoration Technology, Equipments and Materials Exposition and Conference.
DATE : May 4 - 8, 2005 (Wed.-Sun.) **OPENING HOURS** : 11.00 AM-09.00 PM **VENUE** : IMPACT Muang Thong Thani, Thailand. Total area 60,000 sq.m.
ORGANISED BY The Association of Siamese Architects Under Royal Patronage (ASA) URL : www.asa.or.th **MANAGED BY** TTF International Co.,Ltd. 7th Floor, AE. House 200/12-14 Ramkhamhaeng Soi 4 Road, Bangkok 10250 Thailand Tel.(66)2717-2477 Fax. (66)2717-2466 URL : www.architectexpo.com E-mail : info@architectexpo.com **OBJECTIVE** • To create greater awareness of the modern and most advanced construction and decoration technology and the wide range of equipments, products, materials, and related services available from worldwide manufacturers and suppliers. • To promote the greater use of modern construction and decoration technology. • To display the latest range of construction and decoration technology, equipments, products, materials and supplies. **ACTIVITY** • Educational exhibition in architecture and related field organized by ASA. • Professional architectural firm Exhibition • Seminar • Design contest • Design workshop • International design exhibition • etc. **EXHIBIT PROFILE** • Finishing Material • Sanitaryware • Door & Window • Roof, Insulation & Others • Lighting & IT • Construction Equipment & Machine • Construction Services • Household Product **VISITOR PROFILE** • Architects • Engineers • Interior Designers • Contractors • Real Estate Developers • Traders • Investors • Building Managers • etc. **PROMOTION SUPPORT** • Regular press release / preview in local and international publications. • Direct invitation to target audience in Thailand and overseas. • Extensive editorial coverage & advertising in leading business & trade journals. • Free listing for exhibitors on official fair catalog and show daily. • Invitation cards & promotional aid made available to exhibitors. • TV, Radio spots. • Billboard, Banner • www.architectexpo.com (Virtual Exposition) • etc. **ARCHITECT '05** The most effective way to present your top of the line high technology architectural, construction and decoration system, equipment, material and related services to Thailand and Southeast Asia.



Chase Rynd: At the helm at the National Building Museum

Interviewed by Andrea Oppenheimer Dean

Chase Rynd's knowledge of architecture was negligible in July 2003 when he became president and executive director of Washington, D.C.'s National Building Museum. He says his background as a fine arts museum administrator, promoter, and financial manager decided his selection. Rynd began his career as an investment analyst and portfolio manager in New York City. In 1976, he moved to Seattle, joined an investment firm, and—marrying a love for art with managerial skills—launched the Equivalent Gallery. His work consulting for museums, private collectors, and corporations led to his appointment as chairman of the Seattle Arts Commission and, later, to his position as executive director of the Tacoma Art Museum. Named founding executive director of Nashville's Frist Center for the Visual Arts in 1998, Rynd secured the center's financial health by attracting sponsors, and helped give it cultural credibility by forging partnerships with national and international arts organizations.

Q: *Your experience has been with fine arts museums. What surprises did an architecture museum present?* I thought the building arts were about structure and function, with aesthetics slapped on. I spent all my life being blown away by visual artists and didn't know how creative and disciplined you have to be to blend structure, function, and aesthetics. My transition wasn't as easy as I anticipated. At the building museum, we look at all the building arts: engineering, urban planning, and historic preservation—I feel like I'm immersed in intense postgraduate study.

The museum building, constructed to house the U.S. Pension Bureau in 1887, resembles a rust-red Renaissance palazzo. Does it pose problems as a museum? The building is our toughest challenge. It makes events hard to produce. When you first come into the five-story Great Hall, it's a thrill, but it's also disorienting. You don't know where to go, what to do, what's going on. We want to carve out a space on the main floor for visitor orientation. One goal is to refurbish our auditorium, an embarrassing space. And raising funds for our \$8 million annual budget is never easy.

How do you explain that attendance figures for 2004 exceed last year's by 20 percent? People are venturing back to D.C. after 9/11, and school trips are back. We've gotten enormous attention from the press, which translates into attendance. The redevelopment of downtown Washington has also raised our figures. Now there's a lot to attract people: the Science Museum, the Spy Museum, the MCI Center [sports arena], and a vibrant new neighborhood.

What kinds of exhibitions and programs are most popular? We are a culture of celebrity, and the better known the lecturer, the higher the attendance. But issue-oriented programs are also a big draw. Our affordable-housing exhibition had excellent attendance, as did our show on Washington's Anacostia River and its environs.

And the future? We've done a good job of speaking to the professions; we haven't been as strong addressing a broader audience. We need to gear exhibitions and education to more varied points of view, and I want to develop an interactive gallery where people can learn the vocabulary, issues, and importance of the building arts. Our overarching direction is toward greater national recognition through developing partnerships with other institutions around the country. We're intent on contributing research and original ideas about the built environment, rather than just using other peoples' ideas.

Photograph by Matthew Girard