


# Prefabrication that Works

## PRECAST CONCRETE FLOORS PROVIDE UTMOST FIRE-SAFETY AT MINIMUM COST IN 110-BUILDING U.N. HOUSING PROJECT



**H**ERE is construction history in the making. The project is Parkway Village, 110 well-designed, garden-type, apartment buildings for United Nations personnel, at Jamaica, L. I. Floors are reinforced concrete slabs, up to 14 x 14 ft. in size—a total of 6800 slabs precast at the job in 115 'Incor' concrete molds. Ribs in floor slabs, running in two directions, share the load; so the floor system averages only 2½ in. thick, including beams, slabs and girders, and uses only about half as much concrete and steel as conventional construction.

Dependable high early strength with 'Incor'\* 24-Hour Cement makes it possible to lift slabs day after pouring, for lowering onto concrete foundations and walls. This method of floor construction provides stability, fire-safety and low upkeep of good concrete at minimum cost—and has great possibilities for industrial as well as residential buildings.

\*Reg. U.S. Pat. Off.

• Floor slabs for Parkway Village, 110-building U. N. housing project, Jamaica, L. I., are cast at job in molds of 'Incor' concrete. Slabs are vacuum treated and lifted by vacuum lifting frame day after pouring. With 7¼-bag 'Incor' mix, cylinders are testing over 8000 lbs. psi. at 28 days.

• Parkway Village, Jamaica, N. Y. Owner: Savings Banks Trust Company, representing a number of participating Mutual Savings Banks. Architects: Leonard Schultze and Associates; Engineers: Madigan-Hyland; Contractor: George A. Fuller Company, all of New York City.




LONE STAR CEMENTS MEET EVERY CONSTRUCTION NEED

# LONE STAR CEMENT CORPORATION

Offices: ALBANY • BETHLEHEM, PA. • BIRMINGHAM • BOSTON • CHICAGO • DALLAS • HOUSTON • INDIANAPOLIS • JACKSON, MISS. KANSAS CITY, MO. • NEW ORLEANS • NEW YORK • NORFOLK • PHILADELPHIA • ST. LOUIS • WASHINGTON, D. C.

LONE STAR CEMENT, WITH ITS SUBSIDIARIES, IS ONE OF THE WORLD'S LARGEST CEMENT PRODUCERS: 15 MODERN MILLS, 25,500,000 BARRELS ANNUAL CAPACITY



*In construction products* **CECO ENGINEERING**



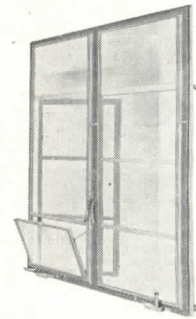


# Ceco added something NEW to Metal Windows


How many times have you said to yourself, "Metal windows are all right in the summertime, but what about winter?" Ceco considered that question and got busy. What they did and what they learned became history when Ceco announced All-Aluminum Storm Windows for metal casements. Now, for the first time, you can get a storm window that really allows you to use the controlled ventilation principle built into metal casements. Metal screens have always offered perfect ventilation, so summer presented no problem. Now the winter problem is solved. Here new beauty and utility are combined with ease of installation. Here, truly, is the first trouble-free, beautiful storm window for steel casements.

## WHY SPECIFY CECO STORM WINDOWS AND SCREENS?

- 1** Ceco's special-design storm panel covers the entire window opening—the condensation problem is solved, yet ventilation when needed is also provided.
- 2** Rubber weathering seal around the perimeter of the window sash provides the tightest possible seal.
- 3** Ceco storm windows are easy to put in and take out from the inside.
- 4** They are neat and trim—slender frames mean more light gets in.
- 5** Ceco storm windows fit perfectly—which means no on-the-job planing is necessary.
- 6** Maintenance cost is eliminated—no painting or re-painting required.
- 7** Ceco screens cost no more than ordinary screens—factory finish—no on-the-job trimming or fitting.
- 8** Standard screens for every purpose—will not warp, shrink, swell, twist or rot.



Aluminum storm windows in position with optional hopper vent. Roto operator of casement operates casement ventilator for perfect controlled ventilation.



Notice the neat appearance of the screens installed on the metal casement above. Precision engineering means a perfect fit.

## CECO EXPANDS AGAIN...

To improve service in the Eastern market, Ceco provides additional manufacturing and warehousing facilities through its newly opened New York District plant and office at Hillside, N. J.

## CECO STEEL PRODUCTS CORPORATION

GENERAL OFFICES: 5701 W. 26th Street, Chicago 50, Illinois

Offices, warehouses and fabricating plants in principal cities



*makes the big difference*

### Partial list of other Ceco Products:

- COMBINATION ALL-ALUMINUM STORM-PANEL-AND-SCREEN FOR WOOD WINDOWS • MEYER STEELFORMS • REINFORCING STEEL • STEEL JOISTS • ROOF DECK • METAL LATH AND ACCESSORIES
- HIGHWAY PRODUCTS • CORRUGATED ROOFING



IN THE MODERN OFFICE BUILDING OF JOHNSON WAX

**BYERS WROUGHT IRON**  
in a NEW TYPE OF HEATING



FRANK LLOYD WRIGHT ARCHITECT  
WESTERLINE & CAMPBELL CO. HEATING CONTRACTORS

Blazing a new trail in American heating practice, the heating system in the new Johnson Wax office building consists in part of thousands of feet of 1 1/4" and 2" Byers Wrought Iron pipe, imbedded in the concrete floor. Steam circulating within the piping will combine with tempered ventilating air to warm the structure.

The selection of Byers Wrought Iron for this service took into

account the need for complete dependability . . . , as no provision could be made for future access to the piping. Service records covering thousands of heating applications gave ample assurance that Byers Wrought Iron had all necessary qualifications.

Byers Wrought Iron is recommended only after the application of sound engineering procedure. If you will tell us your problem, our

Engineering Service Department will, without cost or obligation: (1) Determine the probable corrosive conditions. (2) Relate these to kindred conditions existing elsewhere. (3) Interpret the results in terms of experience gained in three quarters of a century of contact with corrosion problems . . . and (4) Confirm the recommendations with actual service records.

A new Byers General Catalog has just been published. Ask for a complimentary copy.  
A. M. Byers Co., Pittsburgh, Pa. Established 1864. Boston, New York, Philadelphia, Washington, Chicago, St. Louis, Houston, Seattle, San Francisco.

**BYERS GENUINE WROUGHT IRON**  
TUBULAR AND FLAT ROLLED PRODUCTS

Specify Byers Genuine Wrought Iron Pipe for corrosive services and Byers Steel Pipe for your other requirements

Here's an  
Advertisement  
that started a

*Revolution!*

This is the tenth anniversary of a revolution in heating.

In 1937, Frank Lloyd Wright, the famous architect, designed a new building for Johnson Wax. He included a new-fangled method of heating, in which coils of pipe, carrying hot water, were embedded in the concrete floor. The heating contractors, Westerline and Campbell, recommended wrought iron for the coils.

Byers Wrought Iron pipe was used . . . and in line with its policy of informing designers and engineers of new developments, A. M. Byers Company ran an advertisement on the subject as the building neared completion. You may have seen it . . . but certainly would never have dreamed of how far-reaching its effects would be.

A flood of inquiries came from technical men, interested in the new method of heating. From this beginning in 1937 the Byers organization collected all available data, developed additional information, and put the result between covers in the first complete, authoritative bulletin on radiant heating. This—and succeeding editions, in which additional facts and findings were included—has

been accepted as the "Bible" of radiant heating by thousands of architects, engineers, and heating contractors. In succeeding years, Byers engineers worked with hundreds of designers on specific projects, continued to gather data, and today have accumulated more *complete* and *practical* information on the subject than can be found anywhere else on the globe.

This "experience pool" covers information on the use of radiant heating in almost every type of structure: homes, churches, schools, hospitals, railroad stations, hangars, garages, brooder houses, theaters, telephone exchanges, laboratories, dog kennels . . . the list is far too long to itemize. This wealth of data provides practical answers to almost every question that can arise in connection with radiant heating . . . and it is available to all architects, engineers,

and heating contractors interested in applying this modern method of heating.

It is significant that with thousands of installations already made, over 90% of those of which Byers has record have used Byers Wrought Iron pipe. Byers Wrought Iron pipe offers the exact combination of qualities and properties needed for radiant heating: ease of fabrication; high heat emission; almost identical thermal expansion characteristics with concrete, and proved resistance to corrosion. For a "progress report" on this ten years of radiant heating progress, ask for the booklet, "What we have learned from 1000 radiant heating installations."

A. M. Byers Co., Pittsburgh, Pa. Established 1864. Boston, New York, Philadelphia, Washington, Chicago, St. Louis, Houston, Salt Lake City, Seattle, San Francisco.

CORROSION COSTS YOU MORE THAN WROUGHT IRON

**BYERS**

**GENUINE WROUGHT IRON**

**TUBULAR AND HOT ROLLED PRODUCTS**

**ELECTRIC FURNACE QUALITY ALLOY AND STAINLESS STEEL PRODUCTS**

# ARCHITECTURAL RECORD

<b>"GET IN AND PUSH"</b> . . . . .	<b>83</b>
An Editorial . . . by Kenneth K. Stowell	
<b>ON THE FORCE OF ESTHETIC VALUES</b> . . . . .	<b>84</b>
By Sigfried Giedion	
<b>IMPLEMENT TO THE LURE OF DISTANCE</b> . . . . .	<b>88</b>
Santa Fe Ticket Office, Los Angeles. Maynard Lyndon, Architect	
<b>SOLAR + RADIANT PANEL + WARM AIR = COMFORT.</b> . . . .	<b>92</b>
Residence of Howard M. Sloan, Glenview, Ill. David Searcy Barrow, Architect	
<b>MAGNIFICENT MILE FOR WINDY CITY</b> . . . . .	<b>96</b>
City Plan Proposal for Upper Michigan Avenue, Chicago. Holabird & Root, Architects	
<b>THE SEVENTY-NINTH CONVENTION OF THE A.I.A.</b> . . . . .	<b>100</b>
Grand Rapids, Mich., April 29-May 1, 1947	
<b>THE ATTITUDE OF THE YOUNG PRACTITIONER</b> . . . . .	<b>103</b>
By Carl Koch	
<b>BUILDING TYPES STUDY NO. 126 . . . HOSPITALS</b> . . . . .	<b>104</b>
<b>HOSPITALS ARE FOR HUMANS</b> . . . . .	<b>105</b>
<b>PLANNING THE MENTAL HOSPITAL</b> . . . . .	<b>106</b>
By Owen A. Luckenbach	
<b>FORT HAMILTON VETERANS' HOSPITAL</b> . . . . .	<b>114</b>
Brooklyn, New York. Skidmore, Owings & Merrill, Architect-Engineers, in Collaboration with the Corps of Engineers for the Veterans Administration	
<b>WAYNE UNIVERSITY MEDICAL CENTER</b> . . . . .	<b>124</b>
Smith, Hinchman & Grylls, Inc., Architect-Engineers	
<b>MENTAL FACILITIES FOR THE GENERAL HOSPITAL</b> . . . . .	<b>130</b>
Plan Suggestions of the U. S. Public Health Service	
<b>100-BED HOSPITAL ON 150-BED CHASSIS</b> . . . . .	<b>134</b>
By Isadore Rosenfield. Beth Israel Hospital, Passaic, N. J. Kelly & Gruzen, Architect-Engineers; Isadore Rosenfield, Hospital Consultant	
<b>ARCHITECTURAL ENGINEERING</b> . . . . . Technical News and Research . . . . .	<b>137</b>
<b>RADIANT PANEL HEATING WITH WARM AIR</b> . . . . .	<b>137</b>
House of Tyler S. Rogers, Toledo, Ohio. Russell B. Johns, Builder	
<b>X-RAY FACILITIES</b> . . . . .	<b>141</b>
By Fred J. Hodges, M.D.	
<b>PRODUCTS</b> . . . . . for Better Building . . . . .	<b>143</b>
<b>MANUFACTURERS' LITERATURE</b> . . . . .	<b>144</b>
<b>TIME-SAVER STANDARDS</b> . . . . . Hospital Operating Room Details . . . . .	<b>147</b>
<b>THE RECORD REPORTS</b> . . . . . News from the Field . . . . .	<b>7</b>
<b>CONSTRUCTION COST INDEXES</b> . . . . .	<b>26</b>
<b>REQUIRED READING</b> . . . . .	<b>28</b>
<b>EMPLOYMENT OPPORTUNITIES</b> . . . . .	<b>218</b>
<b>INDEX TO ADVERTISEMENTS</b> . . . . .	<b>234</b>
<b>SEMI-ANNUAL INDEX.</b> . . . . .	<b>236</b>



Copyright 1947 with all rights reserved F. W. DODGE CORPORATION • Vice-President in charge of Magazine Division, H. Judd Payne • **EDITORS:** Editor-in-Chief, Kenneth Kingsley Stowell, A.I.A.; Managing Editor, Emerson Goble; Senior Associate Editor Douglas Haskell; Associate Editors, John W. Ragsdale, James S. Graham, Jr.; Associate in South America, Edmund J. Whiting, A.I.A.; News Editor, Florence A. van Wyck • **ART DEPARTMENT:** Myron S. Hall, 3rd, Director; Peter Piening, Consultant; Sigman-Ward, Drafting • **CONSULTANTS:** Industry Relations Consultant, Thomas S. Holden; Statistical Consultant, Clyde Shute; Building Economics Consultant, Norbert Brown; Field Research Consultant, Clifford Dunnells, Jr.

Architectural Record (combined with American Architect and Architecture) is published monthly by F. W. Dodge Corporation, 10 Ferry St., Concord, N. H., with Editorial and Executive Offices at 119 West 40th Street, New York, N. Y. Thomas S. Holden, Pres.; Howard J. Barringer, Vice-Pres. and Treas.; Irving W. Hadsell, Vice-Pres.; Chauncey L. Williams, Vice-Pres.; Sanford D. Stockton, Jr., Secy.; Walter F. De Saix, Asst. Treas.; Edwin H. Freed, Asst. Treas. Member Audit Bureau of Circulation and Associated Business Papers, Inc. Architectural Record is indexed in Reader's Guide, Art Index and Industrial Arts Index. Subscription rates: United States and Possessions, Canada, Cuba, Mexico, Central and South America, and Spain, \$4.50 the year, \$7.50 for two years, \$9 for three years; elsewhere, \$6.50 the year, \$11.50 for two years, \$15 for three years. Single copy, \$1. Circulation Manager: Marshall T. Cinn. Every effort will be made to return material submitted for possible publication (if accompanied by stamped, addressed envelope), but the editors and the corporation will not be responsible for loss or damage. Other Dodge Services: Real Estate Record & Builders' Guide, Sweet's Files, Home Owners' Catalogs, Dodge Reports & Dodge Statistical Research Service.



# WATROUS SILENT-ACTION Eliminates Flush Valve Noise Without the Use of Screens

... Another  
of the many Watrous  
Points of Superiority

- Water Saver Adjustment
- Self-Cleansing By-Pass
- Single-Step-Servicing
- Self-Tightening Handle
- Packing
- ✓ Screenless Silent-Action
- Sturdy Brass and Bronze Construction

This corrugated dispersion silencing element eliminates all objectionable flush valve noise ... NOTE THAT NO SCREENS WHATSOEVER ARE USED.



## Silencing Flush Valves

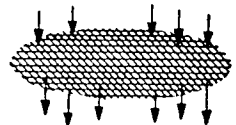
### THE WATROUS WAY



The new method of silencing used in Watrous SILENT-ACTION Flush Valves is to pass the water between two surfaces having a large number of corrugations or roughened surfaces which act as "brakes" that silently arrest the surge of water to the valve and eliminate turbulence.

Note there is nothing in this unit which requires replacement and there is ample space for dirt and scale to pass through. As a result, silent operation stays silent and there is no need for frequent adjustment or renewal of parts.

### THE OLD WAY



The old method of silencing flush valves is to pass part or all of the water going to the valve through one or more screens. (Perforated discs or shot pellets also used). The trouble with this method—is the screen on your kitchen faucet will quickly show you—is that screens become clogged and must be cleaned or replaced at frequent intervals.

Also, clogging makes necessary frequent adjustment of the shut-off to keep the valve working properly.

**T**HE growing preference for silent-action in flush valves has resulted in the development of many methods of silencing. The difficulty with earlier methods, using some form of screen, shot, muffler, or similar elements which invariably become clogged, was that the flush valves either did not remain quiet—or the silencing elements had to be cleaned or replaced all too frequently.

Recognizing these shortcomings, the manufacturers of Watrous Flush Valves developed a remarkably efficient dispersion silencing element which silences the flow of water through the use of a large number of corrugations, as described at right.

Watrous *Silent-Action* Flush Valves not only eliminate all objectionable flush valve noise but they assure silent operation that *STAYS* silent. These valves have no parts requiring frequent replacement, cleaning or adjustment.

Before you select flush valves for buildings where noise reduction is desirable, get complete information on Watrous *Silent-Action* Flush Valves.

**THE IMPERIAL BRASS MFG. COMPANY**

1240 W. Harrison St., Chicago 7, Ill.



For complete information on Watrous Flush Valves see Sweet's Catalog or write for Catalog No. 448-A. Also ask for Bulletin No. 477 giving a summary of "Architects' Views on Flush Valve Applications."

THEY PAY FOR THEMSELVES IN THE WATER THEY SAVE

# Watrous Flush Valves

# THE RECORD REPORTS

## Construction Beginning to Feel Consumer Resistance How Permanent Are Current Values? • Rent Control Is Still a Moot Question • Materials Picture Brighter

By mid-spring the downturn in housing construction seemed definite, and not a mere unsure frown tapering a statistical curve. The figures were in: they showed that builders were starting fewer new projects. Spokesmen for both industry and government were passing the blame around, but nobody had yet put together a straight story.

The clear case, which nobody contested, was that costs and prices were too high. It was becoming more apparent that the banks, sometimes on their own and sometimes at the instigation of examiners, were less interested in mortgages without guarantees: FHA business was picking up. Rumors abounded of builders who had gambled too heavily and who, by virtue of price rises, escalator clauses that had turned against them, etc., had been called in by their bankers.

What was not agreed on was how it had all happened. During the debates on rent control, the Taft bill and other housing legislation, pro-Administration Congressmen blamed the, to them, premature relaxation of price and other curbs; majority Congressmen, like industry spokesmen, blamed the failure to relax controls promptly.

Neither Administration nor industry spokesmen were agreed either on their stories. Norman P. Mason, president of the National Retail Lumber Dealers Association, in addressing the annual Chamber of Commerce meeting, castigated the publicity given to high prices for new homes: it had, he thought, stopped sales. His indignation was illustrative. But a letter by the National Association of Home Builders itemized 1941 and 1947 costs within an Eastern Seaboard open-shop city, showing that the \$6,041 house of 1941 in six years had been transformed into a \$10,779 job.

### Are Values Permanent?

The question for the industry was whether to try to persuade the public, the banks and others that the new scale was permanent or to scrape along while awaiting an adjustment. Since in many respects it is now part of the industry, this was the question for government too. Representatives of the industry seemed to have decided on or slipped into the first course. The literature coming out of Washington increasingly accented the note that heads of households who waited might find nothing until

their children were full grown.

Whether the present cost and price scale is permanent depends, of course, on factors outside the industry, notably on how business moves. The Administration line, as expressed by the Economic Council and by the President, was that prices were too high and would have to come down. Otherwise goods would be over-produced and unsold. Otherwise, in their view, depression was coming.

But the government's figures, in distinction from its prose comment, showed that the boom so far has been one of investment as well as retail sales. Private investment had risen from 1945 to 1946 from \$9 billion to \$32 billion while consumer expenditure had gone up from \$106 to \$127 billion. There was the possibility that some of the high investment had been attracted by the high prices, high margins and high profits and would drop if these dropped. In the construction field, however, there is a known backlog of municipal, commercial and other building awaiting lower costs.

### 1947 Estimate Lower

The government estimate of 1947 new construction volume was reduced from around \$15 billion, as calculated in De-


cember, to around \$12 or \$13 billion. But the lower figure, when adjusted to 1939 construction values, was transformed into a still lower one of less than \$7 billion. The difference between \$12.5 billion and \$7 billion, government statisticians recognized, could become something more than academic statistics should the banks increasingly look the other way when exposed to current valuations.

Originally the statisticians had put forward \$6 billion for private residential urban building compared with \$3.3 billion in 1946. But the retouching which came with second sight shaved the new forecast to a range between \$4.25 and \$4.8 billion. Instead of starting 1,000,000 homes, builders would be satisfied with 700,000 to 800,000; instead of completing 900,000, they would finish 720,000 to 770,000. The completions, of course, included a carry-forward from 1946 estimated at around half a million so that another big carry-forward into 1948 was indicated.

### Builders Pessimistic

What forced the recalculation was, obviously, the actual decline in number of projects started. In comment about it, Commerce Department's "Industry Report" said:

"In addition to the relatively discouraging behavior of federal permits, the general atmosphere of the residential construction industry is disturbing. Builders appear to be increasingly reluctant to start new projects because of expectations that both construction costs and the prices of finished houses  
(Continued on page 10)



"I was afraid of that — the irrational in him is coming out!"


— Drawn for the RECORD by Alan Dunn



AN ARCHITECT ASKS:

**“When should I specify  
The Elevator  
That’s Pushed Up?”**

These are the four situations  
that call for an Oildraulic Elevator




1. When modern design says  
“no penthouse wanted.”



2. When very accurate land-  
ing stops are essential.




3. When construction costs  
must be held down.



4. When the building is not  
over 4 stories high.

**REASONS FOR THE ABOVE RECOMMENDATIONS**



**No unsightly penthouse**

Because it’s pushed from below by a powerful hydraulic jack, not pulled from above, the Oildraulic Elevator requires no costly, unsightly penthouse.

**Accurate landing stops**

Guided by the highly efficient “Oildraulic Controller,” this modern elevator operates smoothly and stops at floor landings with accuracy. Very important where loading and unloading is by power vehicles.

**Lower construction costs**

No need for heavy, load-bearing supporting columns to carry the elevator and its load . . . they are supported by the hydraulic jack. No special machine room either.

**For rises up to 40 feet**

Oildraulic Elevators are recommended for rises through 40 feet and capacities through 60,000 lbs. For more than 4 stories, a cable type elevator is usually less expensive.

Left: Diagram of powerful Oildraulic Jack which lifts elevator car.

**ROTARY LIFT CO.,**  
1003 Kentucky  
Memphis 2, Tenn.  
Send complete information and Architect’s  
Preliminary Layout Data.

Name.....  
Address.....  
City & State.....

← Send for data to help solve elevator problems



**OILDRAULIC ELEVATORS**

The Elevator That’s PUSHED Up





*help make a  
Conference Room  
Functional...*

Here's a conference room at the General Electric Lighting Institute, Nela Park, Cleveland, designed so that meetings can be pleasant and productive.

- Six G-E Fluorescent Lamps in the ceiling fixtures put high level illumination on the walls where display material essential to the meeting is mounted. Deep louvres shield the table from direct or reflected glare.
- Reflector spot lamps in the area behind the speaker emphasize and focus attention on charts or products used to illustrate the talk.
- The wedge-shaped table allows each person a clear view of the chairman or the roll-up screen on which slides from the built-in pre-focused projector can be shown.



*Remember, your clients will want you to include G-E Lamps in the plans for all rooms—the lamps that benefit from constant research to make them*

*Stay Brighter Longer!*

**G-E LAMPS**  
GENERAL  **ELECTRIC**

Architects are invited to visit General Electric Lighting Institute, at Nela Park, Cleveland. You'll get a wealth of useful ideas.

are due for a drop. Reports are also accumulating concerning the difficulty of selling newly completed houses and it is clear that the housing market is less active at the present time than it was some months ago. It must be pointed out, however, that the claimed hesitancy on the part of the builders seems inconsistent with the actual number of starts during the first quarter. Whether this inconsistency arises because these units represent largely units for which commitments were made last year or whether the actions of the builders differ from their public statements is not clear."

Commercial and industrial building, on the other hand, is expected to remain high. The \$50 million per week limitation on volume of permitted construction has not been so high that every application could be admitted; on the contrary in March the Housing Expediter was refusing to allow \$1 of construction for every \$2 that he sanctioned. Unless the trend changes, therefore, the expected decline in residential work may be offset in part by augmented business construction when controls are removed.

**Taxes Play a Part**

Finally there is municipal construction. The news still coming to the capital is that town councils debate whether to accept present costs in order to take advantage of favorable bond market conditions or to forego the sale of bonds at good prices in the hope of reduced building costs. For municipal bond prices probably will go lower as taxes are cut: their market depends in part on tax exemption which, naturally, becomes the more important the higher the tax rate.

The House of Representatives decided, as expected, to take from the executive agencies its powers over building materials which through disuse had more or less lapsed anyway. The fact that the powers were not being used was, of course, a powerful argument for the House committee which handled the legislation: Congress no longer believes in granting powers whose necessity is not supported by the evidence of exercise. But the Expediter had stopped allocating everything except pig iron for cast iron soil pipe and did not expect to allocate this after June 30. The legislative

and administrative dates are identical.

The House also eliminated the restraint on non-residential construction — with a single exception: amusement and recreational building still will require federal sanction. This continued curb, perhaps, paid deference to the publicity which the daily press used to give to the occasional race-tracks put up in late 1945 and early 1946. Their effect on total volume would be negligible.

The House measure continued some government help for the new prefabricated industry. FHA will guarantee one-year 4 per cent loans to companies to supply working capital. This, of course, is a far cry from the guarantee of markets which the industry enjoys now. It is not altogether clear that companies which have adequate capital and are confident of markets are in need of quick cash. However, since banks are becoming more cautious the guarantee of working capital loans is likely enough to gain in usefulness.

**Will Rent Curbs Stay?**

The House's handling of rent control, even when documented by the original committee testimony and the floor debate, is a less than infallible guide to the future course of rental payments. The continuation of ceilings through the year and through the first 1948 quarter if the President so directs is subject to qualifications; it's a different kind of control:


1. Enforcement lies in the courts, not in the action of a federal agency;

2. The landlord may negotiate a long term lease — to remain in force at least through 1948 — at rentals 15 per cent above the existing ceiling. The negotiations must be bona fide; the landlord is not supposed to say "Sign or get out."

These modifications represented the committee's effort to find something that would win majority support in face of one group's utter opposition to any controls and opposition by a second group, fewer numerically at the moment but showing growth potential, to any relaxation. In effect, the committee had to tell the tenants that controls were preserved and the landlords that they stood some chance of getting more money.

The rent clauses fail to illuminate the future with absolute clarity because, as the floor debate showed, one can hold all sorts of opinions on whether tenants will know how and be ready to exercise their rights. The pro-tenant opposition, for instance, feared that (a) tenants would not go to court, and (b) courts themselves would soon get mired in arguments about operating costs, rent levels, etc., so that rents would move to a new level before definite legal doctrine had evolved.

Completely excluded from control are new construction and private houses  
(Continued on page 12)



Proposed new studio has drive-in entrance

**BUILDING NOTES**

**Photographer's Studio**

A four-story studio building now being planned for Larry Gordon, advertising photographer, features a drive-in entrance and a lift to take cars and boats up to the posing area. Milton Sherman, A.I.A., is the architect.

Present plans call for a prop room and complete storage facilities in the basement, with reception room, offices, dark-rooms, art department quarters and dressing rooms on the first floor. The studio itself is two-storied, has electrically operated dividing partitions to make as many as three sets if necessary;

it is also equipped with a gallery off which is located the research department. For outdoor shots the studio roof is planned for fairly extensive planting.

**Giant Hangar**

A reinforced concrete, fireproof hangar, thought to have the largest span of any hangar of this type built to date — 340 ft. wide — is being designed for immediate construction at the very heavy bomber base at Rapid City, S. D. under the supervision of the Corps of Engineers.

The hangar, which will cost approximately a million dollars, is of archtype monolithic reinforced concrete construction with a door opening 300 ft. wide by 40 ft. high and auxiliary tail doors 50 ft. wide by 20 ft. high at the center of the opening, thus providing a center opening 50 ft. wide by 60 ft. high, permitting the passage of tail assembly without increasing door height for the full width.

**Army Housing**

A new type of temporary Army family housing, convertible into permanent structures with a minimum of alteration and additional expenditure, has been designed by the Corps of Engineers.

The new buildings, temporarily consisting of four apartments each, are so planned and constructed that they can be converted into two duplex houses, each having seven rooms.



FOR OUTSIDE WALLS

DOUBLE DUTY  
INSULITE GIVES

# Double FOR THE MONEY!

*Remember this!*

INSULITE SHEATHING is a double-duty building material performing two important functions—

(1st) *It Sheathes*

(2nd) *It Insulates*

When you show the job to clients, you can say: "These outside walls give you *double* for the money—two things for the price of one—sheathing PLUS insulation."

Double-duty Insulite provides bracing strength considerably superior to wood sheathing horizontally applied. Its insulation value over wood is common knowledge. Specify double-duty Insulite sheathing.

Refer to Sweet's File,  
Architectural Section 10 a/9

INSULATES AS IT  
BUILDS AS IT

double-duty  
**INSULITE**  
*The GENUINE*

BUILDS  
INSULATES

"Insulite" is a registered  
trade mark, U.S. Pat. Off.

INSULITE DIVISION  
PAPER  
MINNEAPOLIS 2, MINNESOTA  
MINNESOTA & ONTARIO  
COMPANY



**EXCLUSIVE-**

**THERE'S ONLY ONE  
COLOSSEUM... AND**

**ONLY ONE-**



## AW SUPER-DIAMOND FLOOR PLATE



**EASY TO MATCH!**

Wet or dry it grips without a slip. AW Super-Diamond Pattern Floor Plate is designed for complete underfoot safety. It prevents dangerous slipping accidents and provides unique advantages which no ordinary floor plate can offer. AW Super-Diamond Floor Plate is easy to clean (there are no square corners to collect dirt) and it's easy to match from any angle. For maximum safety and economy, follow the example of architects, builders and purchasing agents and specify AW Super-Diamond Floor Plate.

**FREE** Write for a copy of our New 16-Page Booklet L-33. It's packed full of helpful information. Alan Wood Steel Company, Conshohocken, Pennsylvania.



# AW SUPER-DIAMOND

FLOOR PLATES THAT GRIP



*A Product of* **ALAN WOOD STEEL COMPANY**

Other Products: Billets • Plates • Sheets • Carbon & Alloy



## THE RECORD REPORTS

(Continued from page 10)

converted into apartments. The absence from control, it is hoped, will inspire additional apartment construction. There has been any amount of talk about the effect of present rent levels on apartment buildings. However, FHA officials don't think that the present rents should be an exclusive criterion in setting valuations; bankers surely will feel the same way as the guaranteeing agency.

Hope of government officials, in all this, lies in the work of the laboratories in developing new materials which are expected, as they come into use, to curtail costs appreciably. In this connection the Technical Office of NHA is developing a document on performance standards covering structures and insulation of permanent dwellings. They will be offered as a yardstick to appraise new materials and methods. Such a document, officials think, may help win over local governments to changing their codes from direct to functional specification. This is essential to getting the new materials into actual use.



### PRODUCERS' COUNCIL MEETS

Producers' Council, meeting at Grand Rapids with the A.I.A. April 28-30, staged three significant meetings and gave a testimonial luncheon to Chris Bebb, formerly of Otis Elevator Co., now with American Management Association. At a dinner which many A.I.A. members attended, P.C. heard James C. Downs, Jr., president of Real Estate Research Corp., prophesy that building costs will shrink but little in the near future.

Finding means to reduce building costs, however, was the object to which business sessions were heavily devoted. The high-spot project sponsored by P.C. to this end is the Industry-Engineered house shortly to be presented to the public as a demonstrated means for maximum economy in house design and construction.

President Tyler Rogers of P.C. addressed the A.I.A. on "Cooperation Toward Cost Reduction," arguing that one sure means to that end is fuller application of modular design.

### SUPPLIES BETTER

The relationship between overall supply and demand for the major building materials is now much more encouraging than a year ago, according to the March Construction Industry Report of the Department of Commerce.

Several building materials — brick, cement, concrete block and asphalt roofing — are approaching a market

(Continued on page 14)



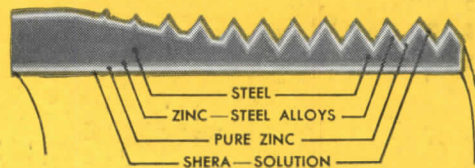
# SHERARDUCT—FULL WEIGHT, THREADED, RIGID STEEL CONDUIT



**THERE  
to STAY!**

There is nothing temporary about SHERARDUCT! It's about the most permanent thing you can buy in wiring. Permanent because it is *Sherardized*. This provides maximum protection against *fire, acids, alkalis and other corrosive agents* . . . **provides lifetime mechanical protection to wires and cables.**

The SHERARDIZING process drives a pure zinc coating into the steel surface—alloys this coating to the steel tube. Then it is sealed with a special acid-



This combined coating will not split or peel, will not crack when the conduit is bent, offers years and years of complete protection.

proof, clear "Shera-Solution," baked on, for added durability. Thus, outside and inside surfaces, threads and ends of the conduit are all securely protected with both a zinc coating and the "Shera-Solution."

*Everything in wiring points to NE*

**National Electric Products Corporation  
Pittsburgh 30, Pa.**



## THE RECORD REPORTS

(Continued from page 12)

balance, the report states. Supply difficulties are being encountered, however, in certain areas because of low inventories. While high production levels were achieved early this year for such items as millwork, flooring, gypsum board, cast iron soil pipe and plumbing fixtures, output is probably not adequate to meet current requirements and must be still higher to rebuild inventories.

### ON THE CALENDAR

*May 22-Sept. 15:* "Tomorrow's Buildings" exhibit of current work of members, Architectural League of New York, 115 E. 40th St., New York City.

*June 9-13:* Hospital Public Relations Institute, American Hospital Assn., Westminster Choir College, Princeton, N. J.

*June 11-27:* 7th Antique Dealers' Fair and Exhibition, Great Hall, Grosvenor House, Park Lane, London W. 1, England.

*June 12-22:* 2nd annual Construction Industries Exposition and Home Show, Pan-Pacific Auditorium, Los Angeles.

*June 15-19:* Semi-annual Meeting, American Society of Mechanical Engineers, Stevens Hotel, Chicago.

*June 16-20:* Annual Meeting, American Society for Testing Materials, Chalfonte-Haddon Hall, Atlantic City, N. J.

*July 7-12:* 1st Annual Store Modernization Show, Grand Central Place, New York City.

*Sept. 1-4:* Fall Meeting, American Society of Mechanical Engineers, Hotel Utah, Salt Lake City, Utah.

*Sept. 10-12:* Porcelain Enamel Institute Forum, Ohio State University, Columbus, Ohio.

*Oct. 30-Nov. 1:* 15th Semi-Annual Meeting, American Society of Tool Engineers, Statler Hotel, Boston, Mass.

*Nov. 3-7:* 2nd International Lighting Exposition and Conference, Stevens Hotel, Chicago.

*Dec. 2-5:* Annual Meeting, American Society of Mechanical Engineers, Chalfonte-Haddon Hall, Atlantic City, N. J.

### ROSENFELD TAKES PRIZE

Isadore Rosenfeld, architect and hospital consultant of New York, and Velez, Posada y Rodriguez, Ltda., architects of the Republic of Columbia, have been awarded first prize in the competition for the 300-bed Industrial Hospital at Medellin, Colombia.

Despite its name, derived from the fact that it is being sponsored by the National Association of Industrialists, the institution is a general hospital with special emphasis on provisions for chil-

(Continued on page 16)



**★ MAKE MICHAELS  
YOUR SOURCE OF SUPPLY  
FOR METAL BUILDING PRODUCTS**

Since 1870 this organization has manufactured bronze, aluminum and nonferrous metal products to meet virtually every building requirement. During this time a large part of our work has been the faithful reproduction, in metal, of architects' creations and plans. Today we are in an even better position to handle this class of business. So, whether it be new construction or a remodeling job, don't overlook the products and service offered by Michaels. Write for more details. The bronze door illustrated above is only one of many Michaels products. A partial list is given in the next column.

### MICHAELS PRODUCTS


- Fixtures for Banks and Offices
- Welded Bronze Doors
- Elevator Doors
- Elevator Enclosures
- Check Desks (standing and wall)
- Lamp Standards
- Marquise
- Tablets and Signs
- Name Plates
- Astragals (adjustable)
- Railings (cast and wrought)
- Building Directories
- Bulletin Boards
- Cast Radiator Grilles
- Grilles and Wickets
- Kick and Push Plates
- Push Bars
- Cast Thresholds
- Extruded Thresholds
- MI-CO Parking Meters
- Museum Trophy Cases

**THE MICHAELS ART BRONZE CO., Inc., 234 Scott St., Covington, Ky.**


Manufacturers since 1870 of many products in Bronze,  
Aluminum and other metals



# Do Noise Demons trouble your client?



**3¢ a day can give him quiet**



## With a ceiling of Cushiontone

**C**LIENTS often seek an architect's advice to solve the problem of noise when they remodel or build a new structure. Now you can help your clients, in a practical way, to plan for efficient, modern acoustical treatment. It actually costs only 3¢ a day, per occupant, when figured over a few years, to in-

stall Armstrong's Cushiontone.

Each 12" square of Cushiontone is perforated with 484 holes. These fibrous holes absorb more than 75% of all sound that strikes the surface of Cushiontone. Its high acoustical efficiency can't be affected even by repainting. Cushiontone is an excellent reflector of light, and

it provides additional insulation. **WRITE FOR FREE BOOKLET, "How to Exterminate Office Noise Demons."** Armstrong Cork Company, Acoustical Department, 2406 Stevens Street, Lancaster, Pennsylvania.

CUSHIONTONE IS A REGISTERED TRADE-MARK.



# ARMSTRONG'S CUSHIONTONE

Armstrong Cork Company  Lancaster, Pennsylvania



# MICROTOMIC VAN DYKE

## HI-DENSITY LEAD

The Straight-away answer to  
"How Can We Get SHARPER Prints?"

Uniform clean lines on drawings . . . crisp, sharp prints . . . that's what the greater opacity of HI-DENSITY Van Dyke leads assure you. Even the finest details appear free of fuzz. The Eberhard Faber exclusive Microtomic process controls accuracy of grading and produces a pure lead that is free from all grit—always. You get less smudging and cleaner erasures, too, when using the HI-DENSITY Van Dyke.

Round leads in 18 consistently accurate degrees: 7B, 6B, 5B, 4B, 3B, 2B, B, HB, F, H, 2H, 3H, 4H, 5H, 6H, 7H, 8H, 9H.  
At accredited dealers everywhere.

CLIP  
HERE

### EBERHARD FABER

37 Greenpoint Ave., Brooklyn 22, N. Y.

Please send me one of your HI-DENSITY Microtomic Van Dyke Drawing Pencils. I would appreciate degree \_\_\_\_\_

Name \_\_\_\_\_

Firm \_\_\_\_\_

Address \_\_\_\_\_

City and State \_\_\_\_\_

Dealer's Name \_\_\_\_\_

AR-6

## THE RECORD REPORTS

(Continued from page 14)

dren. It will be of contemporary design, with a main block 415 ft. long and five stories high. Auxiliary services are arranged in one- or two-story buildings surrounding two courts, one of which is a service court and the other a garden patio. The cost of the structure is estimated at about \$3,000,000.

### ERNEST FLAGG

The death of Ernest Flagg, dean of American architects, on April 10th brought to a close a long and brilliant career.

Mr. Flagg, who celebrated his 90th birthday last February, was perhaps best known as the architect of the United States Naval Academy at Annapolis. Other well-known structures of his design include the Singer Building on lower Broadway (the tallest commercial structure in the country at the time it was built, 1908), the Washington State Capitol in Olympia, the Corcoran Art Gallery and the Naval Hospital in Washington, D. C., and the Connecticut Mutual Life Building in Hartford, Conn. One of his earliest assignments was the design of St. Luke's Hospital in New York City, a contract which he won over some 80 other architects.

A native of Brooklyn and a graduate of the Ecole des Beaux-Arts in Paris, Mr. Flagg practiced continuously in New York from 1891 until his death. He was a founder and former president of the Society of Beaux Arts Architects, and the author of a number of books.

### VICTOR L. HAFNER

Victor L. S. Hafner, A.I.A., died suddenly at his home on April 27th. He was 54.

Born in Cincinnati, Mr. Hafner was a graduate of the Massachusetts Institute of Architecture, recipient in 1920 of a Rotch traveling scholarship and the following year winner of a three-year fellowship in architecture in the Prix de Rome competition. He served in the Navy in both World Wars, attaining the rank of Commander.


### WALTER R. B. WILLCOX

Walter Ross Baumes Willcox, 77, professor emeritus in architecture at the University of Oregon and a member of the staff for more than 21 years, passed away on April 20th at his home in Eugene.

Well-known in architectural circles on the Pacific Coast, Prof. Willcox had practiced in Washington and taught in the University since 1908. He was a fellow of the American Institute of

(Continued on page 152)

# NOW! A New Type Hydraulic Door Closer **BAKEWELL** Hydro-Hinge




*Spring Hinge. Completely enclosed within this ball bearing unit is the spring mechanism which automatically closes the door.*

## OTHER FEATURES IN THIS GREAT NEW CLOSER . . .

1. Adjustable for positive latching or noiseless closing.
2. Installed as easily and quickly as conventional door hinges.
3. Does not restrict architectural detailing of door or frame.
4. Full 180° swing, jamb conditions permitting.
5. Made of finest materials by hydraulic specialists . . . a quality product in every sense.
6. Reasonably priced.
7. Guaranteed.

*Hydraulic Hinge. Silent partner of the spring hinge shown above. This unit controls the closing and latching action of the door.*



*Eliminates all visible door control mechanism without the need for "Hiding" in floor, door or frame*


Incorporates for the first time features of major importance to both architects and the building industry. For industrial, commercial, institutional and residential buildings—wherever there is need for door control—Hydro-Hinge offers outstanding advantages in appearance, installation and maintenance.

## Modernly Styled—Easy to Install

BAKEWELL HYDRO-HINGE CLOSERS consist simply of one hydraulic control hinge and one or more spring hinges depending on size of door. That is all. No arms, brackets, housings, concealed or exposed. Just good looking, rugged hinges in finishes to match door hardware.

## Available in Two Models

HYDRO-HINGE performance is equal to other good hydraulic closers of comparable capacity. Now available in two models for interior doors up to 3'6" in width. Industrial models equipped with replaceable cartridges permit instantaneous on-the-job repair . . . no out-of-service period. Doors hung on Hydro-Hinge open easier and close smoothly and noiselessly.



*Hydro-Hinge installation in the new offices of W. L. Pereira, architect, A.I.A., Los Angeles, Calif.*

## Product of BAKEWELL—Precision Hydraulic Specialists

SINCE 1935, BAKEWELL PRODUCTS, makers of Bakewell Hydro-Hinge Door Closers have specialized in precision equipment. Produced tens of thousands of hydraulic devices during World War II. Sound hydraulic principles, superb engineering, precision manufacture PLUS four years of constant developing and testing, are behind every Bakewell Hydro-Hinge Door Closer.

*Bakewell Hydro-Hinge Door Closer is protected by U. S. and foreign patents. See our catalog, Sweet's Architectural File 1946, Section 17b/8.*

1201  
RIO VISTA  
AVENUE


**BAKEWELL**  
**PRODUCTS**

LOS ANGELES  
23  
CALIFORNIA




*Patterned Glass...*

for more beautiful showrooms



Satinol Louvrex in Moniteau Mills Showrooms, designed by Robert Gruen Associates.




To add sparkle, diffuse light and provide privacy, architects and designers choose Blue Ridge *Patterned Glass*.

Fire-polished or *Satinol-finished*, this sparkling glass creates a rich background in modern showrooms... is equally smart for partitions, walls or panels in homes and offices. Over 20 patterns assure the right choice to harmonize with any decorative period. Because it may be bent to nominal radii, and *Securitized* (heat-tempered) to withstand thermal or physical shock, Blue Ridge *Patterned Glass* is a most versatile medium.

Consult your L-O-F Glass Distributor. Send for our *Patterned Glass Modernization Book*. Blue Ridge Sales Division, Libbey-Owens-Ford Glass Company, 267 Nicholas Building, Toledo 3, Ohio.

*FIVE POPULAR BLUE RIDGE PATTERNS*

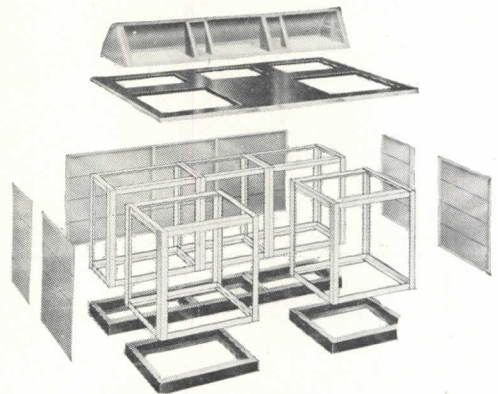


**BLUE RIDGE *Patterned* GLASS**

FOR SOFT, DIFFUSED LIGHT • SMART DECORATION • COMPLETE PRIVACY







Standard frames and panels easily assemble into basic units.

## RCA'S *Unit-Built* CONSTRUCTION SIMPLIFIES SOUND SYSTEM PLANNING

**I**N JUST ONE SERIES OF MODELS . . . standardized in dimension, styling and function . . . RCA has included every sound service required in modern institutional and industrial buildings.

Flexibility is the keynote of the new RCA Master Sound Control equipment. The completed control unit may contain only paging facilities in a single pedestal . . . or paging may be combined with record transcription turntables, microphone inputs, recorders, and radio units. All included functions are assembled in basic units . . . occupying minimum building space . . . and arranged for easy, efficient operation.

Because of the standardized units and uniform modern styling, RCA's Unit-Built Sound Systems are high in favor with the designers who have already included them in new and modernized buildings. They provide custom-built consoles within the price range of regular production equipment.

Many combinations by functions



Three of the many possible combinations of RCA Unit-Built Master Sound Control Consoles are shown on this page. They range from a simple pedestal with paging facilities to loudspeakers in 16 zones, to a console capable of distributing announcements, music, radio, and interdepartmental communication to loudspeakers in 128 zones.

RCA's Architect's Consulting Bureau will be glad to work with you on your sound system planning. Write to Dept. 10-F.



**SOUND SYSTEMS**  
**RADIO CORPORATION of AMERICA**  
**ENGINEERING PRODUCTS DEPARTMENT, CAMDEN, N. J.**

In Canada: RCA VICTOR Company Limited, Montreal



Crude asbestos fibre in its original rocklike state.

## Made of **ASBESTOS** each ply is a flexible covering of stone

There's the secret of that Rock-of-Gibraltar resistance to wear and weather which you get in Johns-Manville Flexstone Roofs! It's in the *felts*. They're made of the magic mineral *asbestos*—fireproof, rotproof, long-lasting.

Give your buildings that kind of all-out protection.


Flexstone Roofs are *smooth-surfaced*, permitting fast and thorough roof drainage, eliminating the extra weight of slag or gravel, and making it easy to locate and repair any damage. They need no periodic coating. Asbestos felts are perforated to insure smoother and better application.

All Flexstone Built-Up Roofs are engineered to the particular requirements of your building—whether it's new construction or re-roofing. To insure skilled application, they are applied only by J-M Approved Roofers.

Three types are available: Flexstone *Super "A"*, Flexstone *Standard*, and Flexstone *Service*—each the finest that can be specified for its purpose. Write for our brochure BU-51A. Johns-Manville, Box 290, New York 16, N. Y.

Because of unprecedented demand, there may be times when we cannot make immediate delivery. Please anticipate your needs.

Resist drying-out action of the sun



**"SCRAPE TEST" proves it!**

Wherever you scrape the gray surface of a Johns-Manville Flexstone Roof, you'll find black live asphalt underneath, showing that the felt itself and the waterproofing agent between the plies is effectively protected from the sun by the asbestos fibres within the felts. Result: Flexstone Roofs won't dry out . . . give extra years of service.




**Johns-Manville** **FLEXSTONE BUILT-UP ROOFS**



*Distinctive! . . . and standardized for economy*  
**THE FENCRAFT FAMILY\* OF WINDOWS**

**\*CASEMENT . . . PROJECTED . . . COMBINATION**



*Suggestion:* Provide more daylight and better fresh-air ventilation for a ward room in a general hospital with Fenecraft Standard Intermediate Combination Windows, such as Type 616 shown here. The sill vent provides excellent ventilation—deflects incoming air upward.

Distinctive window treatment is a mark of a truly fine building. Of course, you want it in the buildings you are planning—along with high quality and marked economy.


Then take a good, close look at Fenecraft. These windows were designed for beauty . . . for easy operation, year after year . . . for weather-tightness . . . for safe cleaning . . . for abundant fresh-air ventilation. *And then they were standardized for economy.*

This standardization economy takes two forms—both important. There's economy in first cost because standardization simplifies and speeds production procedures. And there

are real economies in installation because of uniform installation details and co-ordination of window dimensions with those of wall materials.

Fenecraft Windows are made of specially-designed casement sections—by craftsmen in the plants of America's oldest and largest steel window manufacturer. They're every bit up to the Fenestra standard. You can recommend them with confidence for the finest buildings. Fenecraft Windows are now being shipped to many localities. For product details, see Sweet's Architectural File (Section 16A-9). Or mail the coupon.

*Fenestra*



**FENCRAFT INTERMEDIATE STEEL WINDOWS**

Detroit Steel Products Company  
 Dept. AR-6  
 2252 East Grand Blvd.,  
 Detroit 11, Michigan

Please send me data on types and sizes of the new Fenecraft family of Fenestra Windows:

Name \_\_\_\_\_

Company \_\_\_\_\_

Address \_\_\_\_\_





# Trained Fingers *KNOW!*

A trained golfer quickly senses the balance and precision of a matched set of fine clubs. The professional draftsman just as quickly recognizes dependable uniformity, smooth responsiveness in a pencil. **TYPHONITE ELDORADO** gives you that steady performance every time in every degree . . . for crisper, sharper blueprints.

## **DIXON'S TYPHONITE ELDORADO**



PENCIL SALES DEPT. 225-J6, JOSEPH DIXON CRUCIBLE CO., JERSEY CITY 3, N. J.



# How to lighten your cost for light



**L**ET'S throw some light on your clients' cost of lighting with old-style wiring systems.

**First of all**, moving a fixture means a re-wiring job, including the installation of a new fixed outlet. That costs money. So does the production shutdown when power is cut off to tap in the new fixture. And finally, the materials torn out to make the change generally wind up in the scrap heap—a total loss.

**And suppose they do** compute these expenses and decide to make the old set-up suffice. Then production takes it on the chin, because any kind of precision work calls for highly efficient illumination.

**So why not** show them how to tighten the cost for light with Bulldog Universal Trol-E-Duct? This modern, efficient, completely flexible system of electrical distribution puts current wherever it's needed—any time it's needed—within a few minutes.

**Bulldog Universal Trol-E-Duct** serves lighting fixtures of any type, and small portable tools as well. It's geared to the demands of today and tomorrow. Twist-out plugs or trolleys can be inserted to tap power from totally-enclosed bus bars at any point in the continuous slotted duct.

**And for the "clincher,"** Universal Trol-E-Duct is built in standardized, pre-fabricated sections for easy dismantling and reinstallation when plans call for radical shifts on production lines. No need to scrap so much as one bolt in the transfer, either.

**There's a Bulldog Field Engineer** nearby who can show you the advantages of Universal Trol-E-Duct in an installation near at hand. See him soon. Or, simply write Bulldog direct and we'll send descriptive folders.



**BULLDOG**  
ELECTRIC PRODUCTS COMPANY



Bulldog manufactures Vacu-Break Safety Switches—SafToFuse Panelboards—Superba and Rocker Type Lighting Panels—Switchboards—Circuit Master Breakers—"Lo-X" Feeder BUStriction DUCT—"Plug-in" Type BUStriction DUCT—Universal Trol-E-Duct for flexible lighting—Industrial Trol-E-Duct for portable tools, cranes, hoists.

Detroit 32, Michigan. Field Offices in All Principal Cities. In Canada: Bulldog Electric Products of Canada, Limited, Toronto





Martin's Men's Store, Louisville. One of the noted wood interiors produced at Woodwork Corporation

## WOOD... custom tailored

Beautiful display cabinets, wall paneling, and complete wood interiors are "made to order" at Woodwork Corporation with the same sure artistry that custom tailors use on fine fabrics and suitings. Plans and blueprints are rendered in wood as precisely as a tailor follows measurements and patterns. Architects and designers appreciate this adherence to specifications, which has been a keystone of Woodwork Corporation policy for two generations. Impressive proof of the effectiveness of this policy is a long list of distinguished stores, hotels, dining rooms, office suites, clubs and churches noted for their beautiful wood interiors.



**WOODWORK CORPORATION OF AMERICA**  
1432 WEST TWENTY-FIRST STREET • CHICAGO 8, ILLINOIS


*In fairness to our clients present and future, we must remind you that Woodwork Corporation of America's services are temporarily hampered by serious shortages of materials. Contracts, therefore, can be assumed only on a basis of indefinite delivery until conditions improve.*

D-2



*Helpful Design Ideas*  
from **AMERICAN-Standard**

**UTILITY ROOM**—Center of interest in this attractive first-floor Utility Room is the **SARATOGA** Winter Air Conditioner, a low priced, oil fired unit especially designed for small homes. Compact jacket encloses both blower-filter unit and heating element. Also provides space for concealed Arco-flame or any other standard oil burner. The laundry tray shown under the window is the **ALDEN**, made of durable, easily cleaned enameled cast iron. Also shown is the popular **BUDGET** Gas Fired Automatic Storage Water Heater.



**MODERN KITCHEN**—What a picture the trim, efficient **ROYAL HOSTESS** Sink makes under this window. Designed for maximum cleanliness and convenience, this 6-foot double compartment, double drainboard sink is made in one piece . . . of rigid cast iron with a heavy coating of acid-resisting enamel. Fittings are finished in non-tarnishing Chromard for easy cleaning and lasting beauty. Roomy cabinet provides abundant storage space beneath.



■ American-Standard Heating Equipment and Plumbing Fixtures have long been the first choice of homeowners. No products are better known for quality, efficiency, long life. No line is more complete. Yet, American-Standard products cost no more than others . . . and can be purchased on a convenient Time Payment Plan for modernization. For details, contact your Heating and Plumbing Contractor. **American Radiator & Standard Sanitary Corporation**, P. O. Box 1226, Pittsburgh 30, Pa.

*Serving the Nations' Health and Comfort*

**LOOK FOR THIS MARK OF MERIT**—It identifies the world's largest line of Heating and Plumbing Products for every use . . . including Boilers, Warm Air Furnaces, Winter Air Conditioners, Water Heaters, for all fuels—Radiators, Convectors, Enclosures—Gas and Oil Burners—Heating Accessories—Bathtubs, Water Closets, Lavatories, Kitchen Sinks, Laundry Trays, Brass Trim—and specialized products for Hospitals, Hotels, Schools, Ships, and Railroads.

# CONSTRUCTION COST INDEXES — Labor and Materials

United States average 1926—1929=100

Compiled by Clyde Shute, manager, Statistical and Research Division, F. W. Dodge Corporation, from data collected by E. H. Boeckh & Associates, Inc.

## NEW YORK

## ATLANTA

Period	Residential		Apts., Hotels, Office Bldgs. Brick and Concr.	Commercial and Factory Buildings		Residential		Apts., Hotels, Office Bldgs. Brick and Concr.	Commercial and Factory Buildings	
	Brick	Frame		Brick and Concr.	Brick and Steel	Brick	Frame		Brick and Concr.	Brick and Steel
1920	136.1	136.9	123.3	123.6	122.6	122.8	122.9	108.6	109.8	105.7
1925	121.5	122.8	111.4	113.3	110.3	86.4	85.0	88.6	92.5	83.4
1930	127.0	126.7	124.1	128.0	123.6	82.1	80.9	84.5	86.1	83.6
1935	93.8	91.3	104.7	108.5	105.5	72.3	67.9	84.0	87.1	85.1
1939	123.5	122.4	130.7	133.4	130.1	86.3	83.1	95.1	97.4	94.7
1940	126.3	125.1	132.2	135.1	131.4	91.0	89.0	96.9	98.5	97.5
1941	134.5	135.1	135.1	137.2	134.5	97.5	96.1	99.9	101.4	100.8
1942	139.1	140.7	137.9	139.3	137.1	102.8	102.5	104.4	104.9	105.1
1943	142.5	144.5	140.2	141.7	139.0	109.2	109.8	108.5	108.1	108.7
1944	153.1	154.3	149.6	152.6	149.6	123.2	124.5	117.3	117.2	118.2
1945	160.5	161.7	156.3	158.0	155.4	132.1	133.9	123.2	122.8	123.3
1946	181.8	182.4	177.2	179.0	174.8	148.1	149.2	136.8	136.4	135.1
Jan. 1947	195.4	198.0	183.9	186.2	183.0	161.9	164.2	145.7	147.1	145.8
Feb. 1947	204.7	208.9	194.7	193.5	191.1	165.8	166.8	148.8	149.9	148.8
Mar. 1947	211.2	217.2	196.2	194.4	192.9	178.7	182.9	153.4	152.0	153.1
	% increase over 1939					% increase over 1939				
Mar. 1947	71.0	77.3	50.1	45.7	48.2	107.1	120.0	61.3	56.1	61.7

Period	Residential		Apts., Hotels, Office Bldgs. Brick and Concr.	Commercial and Factory Buildings		Residential		Apts., Hotels, Office Bldgs. Brick and Concr.	Commercial and Factory Buildings	
	Brick	Frame		Brick and Concr.	Brick and Steel	Brick	Frame		Brick and Concr.	Brick and Steel
1920	118.1	121.1	112.1	110.7	113.1	108.8	107.5	115.2	115.1	122.1
1925	118.6	118.4	116.3	118.1	114.4	91.0	86.5	99.5	102.1	98.0
1930	108.9	108.3	112.4	115.3	111.3	90.8	86.8	100.4	104.9	100.4
1935	95.1	90.1	104.1	108.3	105.4	89.5	84.5	96.4	103.7	99.7
1939	110.2	107.0	118.7	119.8	119.0	105.6	99.3	117.4	121.9	116.5
1940	112.6	110.1	119.3	120.3	119.4	106.4	101.2	116.3	120.1	115.5
1941	118.8	118.0	121.2	121.7	122.2	116.3	112.9	120.5	123.4	124.3
1942	124.5	123.3	126.9	128.6	126.9	123.6	120.1	127.5	129.3	130.8
1943	128.2	126.4	131.2	133.3	130.3	131.3	127.7	133.2	136.6	136.3
1944	138.4	138.4	135.7	136.7	136.6	139.4	137.1	139.4	142.0	142.4
1945	152.8	152.3	146.2	148.5	145.6	146.2	144.3	144.5	146.8	147.9
1946	167.1	167.4	159.1	161.1	158.1	159.7	157.5	157.9	159.3	160.0
Jan. 1947	183.4	183.8	168.5	169.3	169.5	173.2	170.8	167.3	169.4	172.5
Feb. 1947	187.6	187.0	173.9	175.2	172.8	177.0	173.9	172.4	174.6	176.1
Mar. 1947	196.9	198.9	175.8	176.4	175.3	185.6	184.9	174.2	175.7	178.4
	% increase over 1939					% increase over 1939				
Mar. 1947	78.7	85.9	48.1	47.3	47.3	75.1	86.3	48.3	44.1	53.1

The index numbers shown are for combined material and labor costs. The indexes for each separate type of construction relate to the United States average for 1926-29 for that particular type — considered 100.

Cost comparisons, as percentage differences for any particular type of construction, are possible between localities, or periods of time within the same city, by dividing the difference between the two index numbers by one of them; i.e.:

index for city A = 110

index for city B = 95

(both indexes must be for the same type of construction).

Then: costs in A are approximately 16 per cent higher than in B.

$$\frac{110-95}{95} = 0.158$$

Conversely: costs in B are approximately 14 per cent lower than in A.

$$\frac{110-95}{110} = 0.136$$

Cost comparisons cannot be made between different types of construction because the index numbers for each type relate to a different U. S. average for 1926-29.

Material prices and wage rates used in the current indexes make no allowance for payments in excess of published legal prices, thus, indexes reflect minimum costs and not necessarily actual costs.

These index numbers will appear whenever changes are significant.



**Automatic Controls...**


# Buy the Package

**No other controls offer all these outstanding advantages**




### T-30 GAS HEATING SET

This set includes silent K-38 two-wire gas valve, T-70 two-wire Metrotherm and 115-24 volt transformer. Ideally adaptable to gas fired boilers, wall and floor furnaces, conversion burners and warm air furnaces.



### T-40 GAS HEATING SET

Package set includes two-stage Thermostat, dual solenoid valve and Transformer. Provides fully automatic, hi-low firing, maintaining ideal temperature control and lowered fuel cost.




### T-90 STANDARD THERMOMETER SET

Set combines improved B-60 gas valve, flush mounting Thermometer Thermostat and Pilot Generator. Positive remote temperature control for gas fired furnaces.




### T-23 OIL HEATING SET

For remote thermostatic control of oil heating furnaces, circulating heaters, conversion burners, etc. Includes solenoid oil valve with by-pass adjustment for minimum flow regulation or pilot, two-wire metrotherm and transformer.




### BX-230 STANDARD THERMOSTAT SET

BX-230 includes B-60-6B diaphragm gas valve, PG-6 Pilot Generator, and T-80-4 Thermometer type Thermostat with night cut-off. For wall and floor furnaces, circulators, etc.



### BX-250 WATER HEATER SET

New all-gas control set combination combines L-61 Tank Thermostat, B-60-6B gas valve and PG-6 Pilot Generator. For hot water heating applications.



### T-95 TIMER SET

Includes improved B-60 gas valve, Pilot Generator and Timer Thermostat. Pilot Generator provides operating current, main burner ignition and safety control.

For complete specifications covering the *GENERAL CONTROLS* broad line of *Automatic Pressure, Temperature and Flow Controls*, see the new 1946 Catalog 52C. For Gas Heating Controls request Service and Instruction Manuals.

**GENERAL CONTROLS** presents seven of their convenient packaged sets for compact inventory and simple installation. Here are precision built, field proved package sets most frequently desired by heating contractors and engineers. Buyers can select complete sets in compact cartons; each set includes essential units required. Get improved performance at lower costs through *ENGINEERED* adaptability.

**GENERAL CONTROLS**  
801 ALLEN AVENUE  
G+C  
GLENDALE 1, CALIF.

37-1

*Manufacturers of Automatic, Pressure, Temperature & Flow Controls*

**FACTORY BRANCHES:** PHILADELPHIA • ATLANTA • BOSTON • CHICAGO • DALLAS  
KANSAS CITY • NEW YORK • DENVER • DETROIT • CLEVELAND • PITTSBURGH  
HOUSTON • SEATTLE • SAN FRANCISCO • **DISTRIBUTORS IN PRINCIPAL CITIES**



## REQUIRED READING



Santuario de Ocotlán, Tlaxcala. From "The Story of Architecture in Mexico"

### ARCHITECTURAL TRAVELOGUE

*The Story of Architecture in Mexico.* By Trent E. Sanford. New York 3 (101 Fifth Ave.), W. W. Norton & Co., Inc., 1947. 6 by 9 in. xviii + 364 pp. illus. \$6.00.

Since travelers the world over spend a good part of their sight-seeing hours gaping at buildings which for one reason or another are supposed to be (and sometimes are) of interest, what could be more logical than a travel book written by an architect about architecture?

That is exactly what this book is. Mr. Sanford knows his architecture and he knows his Mexico. He can write about both with ease and interest. The result is a guidebook *par excellence*, combining history with description, human interest with archaeology. Only a hardened reader could finish the volume without acquiring a desire to visit the scene.

"The real story of architecture in Mexico," says Mr. Sanford, "is a very human document. It can be no mere catalog of stone and thatched palm and mud brick. It is a story of great human achievement, of human sacrifice, of barbarism combined with a high civic consciousness. It is a mystery story — a story of unknown origins, of ever-arriving and ever-vanishing peoples, of humble beginnings, glorious heights, and mysterious endings."

Like any good guidebook author, Mr. Sanford takes his readers on an escorted verbal tour, but he has broken with tradition in not planning his itinerary on a geographical basis. The route he follows is chronological. He devotes one chapter

to a general description of the country, then plunges into the "architectural beginnings" back some 2000 years. He describes the pyramids and cities of the Aztecs, the Mayas and the Toltecs. He speculates on the people who built these often amazing structures — where they came from, what they were like, how they lived, what they did for amusement. He progresses through the centuries from the fortress churches and monasteries, the cathedrals and the palaces, down to modern times.

The book is lavishly illustrated, well supplied with maps. An appendix gives a list of the cathedral cities of Mexico, glossaries of architectural terms and general Spanish and Mexican terms, a particularly valuable glossary of Mexican place names (with their pronunciations), a bibliography, and an index.

### FOR BETTER CITIES

*Your City Tomorrow.* By Guy Greer. New York (60 Fifth Ave.), The Macmillan Co., 1947. 5¼ by 8 in. xiv + 210 pp. illus. \$2.50.

The city of tomorrow, this book predicts, will be not unlike the city of today — a prophecy which is refreshing amid all the prognostications of super-metropolis and colossal skyscraper. But the city of tomorrow, Mr. Greer is sure, will boast a greater openness and an increased livability.

Addressing himself chiefly to the general public rather than to professional planners, Mr. Greer makes no attempt to present a finished program. He discusses the growth of the typical American city and describes the decentralization which is characteristic of every good-sized town in the country. He reviews the planning attempts which have been made in the past half-century. He points out the problems which have to be solved, starting with the most pressing — housing. Occasionally he suggests or endorses a policy: a revival of the USHA "on a really adequate scale," for example. He wants to clear the way and provide the incentive for private enterprise to build at a rate of 600,000 to a million dwelling units a year, to be supplemented by 400,000 to 600,000 units of public housing. He comes out in favor of the W-E-T Bill.

Like most books on city planning, this one offers a number of planning outlines and requirements lists. It tells what several cities — notably Boston — have done in the direction of overall planning; it discusses blight, slum clearance, adequate housing, parks, etc.; it reviews such methods of securing proper housing for the low-income brackets as tax exemption and rent subsidies; it tackles the problems of financing the planning

work and making possible the acquisition of land for development. Its chief value lies first in its common-sense approach and the logic of its suggestions, and second in its small size and readability — important factors in securing the interest of the lay readers for whom it is intended.

### HEATING MANUAL

*Panel Heating and Cooling Analysis.* By B. F. Raber and F. W. Hutchinson. New York 16 (440 Fourth Ave.), John Wiley & Sons, Inc., 1947. 5¼ by 8¼ in. viii + 208 pp. illus. \$3.50.

Professors Raber and Hutchinson have done an interesting thing in this manual on panel heating: they have prefaced an exhaustive technical treatise with a non-technical section simple enough to be of interest to the lay reader who just wants to know what panel heating is and how it compares with other systems. Consisting of four chapters, this introductory section furnishes descriptive material on the background of panel heating, the types of panels, the advantages and disadvantages of the system.

The second section, comprising the main body of the book, is, as the preface points out, intended as "a reference for design engineers and research workers, and a textbook for senior and graduate engineering students." It is highly technical, containing a detailed analysis of the whole theory of panel heating and cooling systems, and providing basic design data. Graphical methods for facilitating calculations also are included.

### NEW EDITIONS

#### MORE LE CORBUSIER

*Towards a New Architecture.* By Le Corbusier. Translated from the French by Frederick Etchells. London, S.W.1 (13, Queen Anne's Gate), The Architectural Press, 1947. 5½ by 8½ in. illus. 15s.

Here at last is a new edition of a well-known volume which has not been available in English for a number of years. Because it was this book which first introduced Le Corbusier to the English-speaking peoples and which first brought the "modern movement" started on the Continent to the attention of the general public in England, this new edition is an exact facsimile (somewhat smaller in size) of the original English edition of 1927. No attempt whatever has been made to bring either the text or the illustrations up to date.

As would be expected of Le Corbusier, this 20-year-old text is as modern as though it had been written last month. The photos, though, show their age, particularly those of ships and cars and planes. Yet there is one sketch of "the airplane of tomorrow" which shows Le

(Continued on page 30)





## He puts the Name before the number

This man is a wise and experienced planner. He is recommending switches for a client's new building. Because he *is* wise and experienced he says "G.E. 2841."

That number represents to him (and to thousands of other architects and builders) a fine-quality switch with outstanding features of construction that will assure long, efficient service on practically any job.

But the name represented by the G.E. *before* the catalog number means a lot more to him. It means engineering skill, manufacturing ability, a reputation for quality. It means General Electric, a leader in the electrical industry. And it means satisfied clients.

This man (and thousands like him) knows that whether he is specifying switches or outlets, fuses or fluorescent accessories, sockets or other wiring devices, he can say General Electric with confidence in his own judgment.

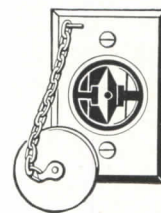

If you have been content to specify merely "wiring devices," take a tip from a great many satisfied users, and specify "General Electric Wiring Devices" from now on. Your clients will respect your preference for the brand that gives them long-term satisfaction.

**WIRING DEVICES** by  
**GENERAL**  **ELECTRIC**  
 say "G.E." and he'll agree

## Wiring Briefs from your G-E Distributors

Are you familiar with the great variety of products in General Electric's full line of wiring devices? Do you know the interesting features that help to make them easy to use and safe to specify? Keep an eye on this column, and you may discover a lot of useful facts and information. We'll keep dishing them out for you.

When you're planning for farm buildings, summer camps, warehouses, garages and other light construction, remember that General Electric makes a full line of surface wiring devices that is easy to install and that provides long service. The line includes switches, convenience outlets, lamp-holders, and junction boxes. All are strongly made, light in weight, and resistant to moisture and corrosion. Use them for BX\* or Braid-X\* cable installations, or for knob and tube wiring. All General Electric surface wiring devices are fully approved by the Underwriters' Laboratories, Inc. Ask us for a descriptive folder.




Permanent, weatherproof protection for outdoor lighting is provided when you specify or use General Electric's flush outdoor outlets. A rubber mat under the plate, and a special protecting cap for the outlet connection keep rain and moisture out of the box. These specially designed devices are recommended for patios, breezeways, and other inside or outside locations where installations may be subject to excessive moisture. Other special outlets for clock and telephone connections are also available.

It's easy to add an extra flourish to your residential wiring plans. General Electric combination devices will please your clients, and will give them a touch of "something special" that they'll remember and appreciate for years to come. There are many such devices in the big G-E line. Here are a few typical examples, to be specified as your client's requirements suggest: (1) flush switch, convenience outlet, and pilot light; (2) switch or outlet, with pilot light; (3) radio and convenience outlet combinations. There is a variety of other combinations.



If you want additional information on these, or other G-E Wiring Devices, ask us — your General Electric Merchandise Distributor — or write to Section D62-65, Appliance and Merchandise Department, General Electric Company, Bridgeport 2, Connecticut.

\*Trade-mark Reg. U. S. Pat. Off.



## When Trouble Hits the Ceiling

Water vapor condensing on roof members causes trouble aplenty if building materials used there can't stand moisture. Upkeep costs skyrocket.

Use Wolmanized Lumber\* and another of your worries disappears. It's standard structural lumber, pressure-impregnated with Wolman Salts\* preservative, making it highly resistant to decay that's fostered by the presence of moisture.

### FOR FLOORS, TOO

You head off decay, reduce maintenance costs, by setting your floor on Wolmanized Lumber subflooring and nailers.

Wolmanized Lumber gives the builder all of wood's advantages—speed of erection, light weight, resilience, high insulating value, paintability, low first cost—plus long life.



\*Registered trademarks

WOLMANIZING

FLAMEPROOFING

CREOSOTING

## REQUIRED READING

(Continued from page 28)

Corbusier's prescience as well as anything else in the book: it is a huge, triple-fuselage, eight-motor job not at all unlike some of the planes on the drawing boards at the present time.

### GARDEN CITIES

*Garden Cities of Tomorrow.* By Ebenezer Howard. Edited with a preface by F. J. Osborn, with an introductory essay by Lewis Mumford. London, W.C.1 (24 Russell Sq.), Faber and Faber Ltd., 1946. 5 by 7½ in. 168 pp. illus. 6s.

This new edition of Howard's famous *Garden Cities* follows the second, or 1902, edition except for the reinstatement from the first of a few pertinent quotations. It also has a fine preface by Mr. Osborn reviewing the history of the volume and giving a brief biography of its author. Mr. Osborn's analysis of the Howard plan in the light of modern theories, together with Lewis Mumford's essay on modern planning, give the 50-year-old text a timeliness which may be surprising to readers who are not already familiar with the volume.

### SURVEYING

*Surveying: Theory and Practice.* By John Clayton Tracy. New York 16 (440 Fourth Ave.), John Wiley & Sons, Inc., 1947. 5 by 7½ in. xxxii + 1280 pp. illus. \$7.50.

Only indirectly is this a new edition of Professor Tracy's earlier textbook, *Plane Surveying*. Not only has most of the old text been revised and rearranged, but a great deal of new material has been added.

The manual has been carefully arranged for ready reference. Divided into four sections, it covers field work, office work, surveying instruments and standard surveys. A final section at the end offers 23 useful tables and complete instruction for their use.

### AND MORE SURVEYING

*The Principles and Practice of Surveying: Vol. II, Higher Surveying.* By Charles B. Breed and George L. Hosmer. 6th edition. New York 16 (440 Fourth Ave.), John Wiley & Sons, Inc., 1947. 5 by 7 in. xxii + 674 pp. illus. \$4.50.

Certain important revisions have been made in this most recent edition of another familiar textbook on surveying. The section on photogrammetric surveying has been entirely rewritten to include new developments in that field, and the order of presentation has been improved. The chapters on triangulation and astronomy have been brought up to date to conform to current practice. New problems have been introduced at chapter-ends throughout the book, and definitions and symbols have been revised to agree with those in use or recommended by various agencies.

1679 McCORMICK BUILDING, CHICAGO 4, ILLINOIS






**“There’s more to  
fluorescent lighting performance  
than meets the eye!”**

**T**he BALLAST, the heart of good fluorescent fixture operation, is something the user *doesn't see*, and *shouldn't bear*. He's interested in trouble-free, satisfactory lighting performance. He doesn't want his fixtures to overheat . . . or hum like a belligerent mosquito. He wants his money's worth.

The use of the *right* ballasts—CERTIFIED BALLASTS—mean protection and satisfaction not only for the user, but for the lighting people who supply him. Built to rigid specifications, CERTIFIED BALLASTS are tested, checked and re-checked by famous Electrical Testing Laboratories, Inc., to assure longer lamp life, most light from the lamps, and greater economy. Insist on the familiar ETL CERTIFIED Label on your ballasts!



## **CERTIFIED BALLAST MANUFACTURERS**

*Makers of Certified Ballasts for Fluorescent Lighting Fixtures*

Acme Electric Corporation  
Cuba, New York

Chicago Transformer Div.  
Essex Wire Corporation  
3501 Addison St., Chicago, Illinois

General Electric Co.  
Specialty Transformer Division  
Fort Wayne, Ind.

Jefferson Electric Co.  
Bellwood, Illinois

Sola Electric Co.  
2525 Clybourn Avenue  
Chicago 14, Illinois

Starring and Company  
Bridgeport, Conn.

Wheeler Insulated Wire Co., 378 Washington Ave., Bridgeport, Conn.



# HERRING·HALL·MARVIN


ALL OVER THE WORLD  
HERRING·HALL·MARVIN SAFE CO.  
HAMILTON, OHIO, U.S.A.  
IT'S A SAFE NAME

## 1834 · 1947

More than  
a Century of World  
Leadership in the de-  
sign and manufacture  
of fire - and - burglar  
resistive equipment  
and devices for the  
banking profession..  
for commerce..  
for industry..  
and the home.



# NO THOROUGHFARE





Every seaman knows that an iceberg must be approached with caution. It's never safe to travel between the towering sides of the "drydock" type, for they are joined beneath the surface of the water. Traffic *must* flow through the openings of man-made refrigerated spaces, however, and this demands the ease of operation and effective sealing properties of Jamison-built Cold Storage Doors. The specifying of Jamison Doors is routine in the refrigeration, cold storage, and frozen food industries . . . and has been for more than half a century, during which

Jamison has paralleled the development and anticipated the needs of these industries.

The Jamison standard line . . . Jamison, Stevenson, Victor, and NoEqual Doors, and related products . . . covers all normal needs of the industry. Highly specialized design and rugged, painstaking construction have made the Jamison name world-famous. Jamison-built doors of special design and construction are supplied for exceptional uses. For full information and address of nearest branch, write Jamison Cold Storage Door Company, Hagerstown, Maryland.

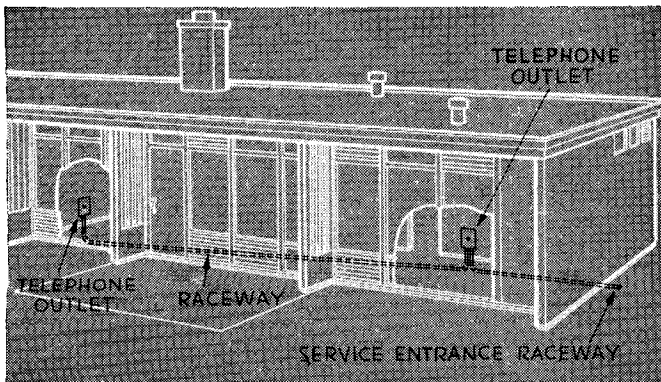
*Branches in Principal Cities,  
Coast to Coast*







**IT'S NEAT—AND COMPLETE . . .  
WITH A RACEWAY FOR TELEPHONE WIRES**



Details are important when you're making a little living space do a BIG job. For example, a raceway for telephone wires will more than justify its small extra cost.

It will avoid exposed telephone wires on attractive walls and woodwork. It will provide the owner with handy, built-in outlets for future telephones.


In homes without basements, wiring channels should be installed before the floors are laid and walls are finished. Otherwise, it may not be possible later on to conceal the telephone wiring.

Your Bell Telephone Company will be glad to help you plan telephone wiring facilities for small homes as well as larger ones. Just call your Telephone Business Office and ask for "Architects and Builders Service."

**BELL TELEPHONE SYSTEM**







## How **RED LEAD** "PASSIVATES" METAL ... inhibits RUSTING

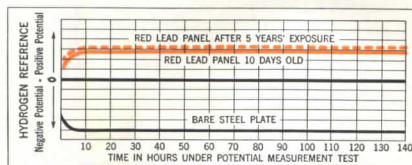
Research discloses sound reasons for Red Lead's long acceptance as the "standard" metal protective paint.

None is more important than Red Lead's ability to keep iron and steel in a "passive" state, in which the rusting process is held to a minimum.

As you know, unpainted steel, exposed to moisture, rapidly rusts. However, the same metal, under identical exposure conditions, remains "passivated," or rust-inhibited, when coated with Red Lead.

Proof of this is given in the graph at the right. It shows clearly the rust-inhibitive effect of Red Lead paint on steel, as contrasted with the rapid and continuous rusting of unpainted metal.

It is worth noting that, even after five years' exposure, the "passivating" power of Red Lead is still retained. Small wonder, then, that maintenance men think of Red Lead *first* when it comes to making metals *last*.



### Graphic Evidence of RED LEAD'S Protective Power

The non-corroding state of Red-lead steel, as compared with unprotected steel, was measured electrically. A piece of unpainted steel was immersed in water. The iron, going into solution, reacted with oxygen in the water to form rust. This unrestrained corroding state is indicated by a rapidly developed and maintained negative potential relative to hydrogen (see above graph).

However, when steel panels painted with Red Lead were immersed under the same conditions, iron and lead salts formed directly next to the metal. This action at once stifled corrosion by preventing the iron from going into solution, thus keeping the steel surface passive. The result is shown in the graph curves above, where a quickly rising positive potential remains constant throughout the test.

Remember, too, that Red Lead is compatible with practically all vehicles com-

monly used in metal protective paints, including many of the fast-drying resin types.

### Specify RED LEAD for ALL Metal Protective Paints

The rust-resistant properties of Red Lead are so pronounced that it improves any metal protective paint. So, no matter what price you pay, you'll get a better paint if it contains Red Lead.

The benefit of our extensive experience with metal protective paints for both underwater and atmospheric use is available through our technical staff.

NATIONAL LEAD COMPANY: New York 6; Buffalo 3; Chicago 8; Cincinnati 3; Cleveland 13; St. Louis 1; San Francisco 10; Boston 6 (National Lead Co. of Mass.); Philadelphia 7 (John T. Lewis & Bros. Co.); Pittsburgh 30 (National Lead Co. of Pa.); Charleston 25, W. Va., (Evans Lead Division).



**DUTCH BOY**  
Reg. U. S. Pat. Off.  
**RED LEAD**





Mr. Steward Griffith says "My skilled mechanics—and I employ only the best—like to work with KIMSUL; it is so easy to handle, clean, and once installed, it is there for the life of the building; always uniform, due to its many layer construction; always in place, no settling or sagging."

# Studied all insulations... chooses KIMSUL\* for every job!

Steward Griffith, important West Coast  
insulation contractor, uses KIMSUL exclusively

★ THE MODERN PROTECTION AGAINST HEAT AND COLD ★

**STEWART GRIFFITH**

INSULATION  
CONTRACTOR AND APPLICATOR

MU. 5516  
2615 N. GAMMANS PLACE  
PORTLAND 3, OREGON

McCracken-Ripley Co.,  
Building Materials,  
Portland 12, Oregon

April 3, 1946

Gentlemen:

I have had many years' experience in various fields of insulation work. About two years ago I definitely decided to go into the insulation business for myself. I gave the matter very careful consideration over a period of time, making a close study of all insulation materials on the market, and as a result of that study, decided that KIMSUL Insulation is outstanding, having many advantages, both for the applicator and owner, not possessed by other types of insulation.

I am happy to say that my decision was a good one. KIMSUL Insulation, when properly applied, does everything you claim for it. Owners are proud of their KIMSUL installations and at times the voluntary statements they make as to benefits derived are a little embarrassing. They seem too good to be true.

We have very little sales resistance to overcome on KIMSUL Insulation, as most of our prospects are familiar with KIMSUL due to the extensive advertising program in popular magazines for the home, architectural and other magazines for the designer and builder.


The assistance we have had from Kimberly-Clark Corporation in the way of technical data, etc., has of course been of great benefit to me in my work; and I know when I get it from them, it is authentic.

The insulation business is definitely a growth business; no home is modern without insulation; KIMSUL is the outstanding home insulation and we look forward to an ever-increasing volume of business for many years to come.

Yours very truly  
STEWART GRIFFITH CO.

By *Steward Griffith*

Send today for our factual Application Data File giving installation details and complete information on KIMSUL. Write Kimberly-Clark Corporation, KIMSUL Division, Neenah, Wisconsin.



**KIMSUL**  
INSULATION  
REG. U.S. & CAN. PAT. OFF.

A PRODUCT OF  
**Kimberly  
Clark**  
RESEARCH

\*KIMSUL (trademark) means  
Kimberly-Clark Insulation

We are producing all the KIMSUL Insulation we possibly can, but due to the great demand, your dealer may have some difficulty in supplying your requirements as promptly as usual.



# Leader

## FLUORESCENT LUMINAIRES *Meet the Challenge of* EDUCATION



Leader VL-440-45° cut off. An especially fine fixture for classroom use. Low surface brightness with proper diffusion give pleasing soft light. Modern design for new modes in architecture.




An interesting, informative sound film on lighting trends, sales methods, potential markets. Make a date soon with the friendly Leader representative in your area to see and hear this new film.

EDUCATORS EVERYWHERE agree that in all branches of education—the vocational schools, the halls of learning in prominent universities, even in the little red school-houses—there is a crying need for better classroom lighting.

Leader has met this challenge to the lighting industry by extensive research and careful design of fluorescent fixtures for educational use. For better lighting to safeguard the sight of America's youth—for fixtures with lower surface brightness that raise the level of light above the students' eyes—Look to Leader.

*Only better electrical wholesalers and contractors distribute and install Leader fluorescent fixtures.*



**LEADER ELECTRIC COMPANY**

6127 NORTH BROADWAY • CHICAGO 40, ILLINOIS  
WEST COAST FACTORY • 2040 LIVINGSTON ST., OAKLAND 6, CALIFORNIA

*There is no substitute for*  
**TRUE CHURCH TONE**  
delicately enriched by the Wurlitzer Voix Celeste

**T**HE beauty of moonlight on a lake, with gentle breezes softly shimmering the waters, perfectly describes the effect produced by the Wurlitzer Organ's Voix Celeste.

Because Wurlitzer's electronic organ has been designed and engineered with fidelity to pipe organ tradition, it naturally includes this lovely voice. The throbbing vibrancy of the Celeste enhances any ensemble and provokes in listeners an inspiration of deeply religious peace. Like the massed strings of an orchestra playing *vibrato*, the Celeste adds a shimmering brilliance which, once heard, is accepted as indispensable.

Your nearest dealer will gladly arrange a demonstration of this and of the many other exclusive Wurlitzer features. See him soon.  
The Rudolph Wurlitzer Co., Organ Division,  
N. Tonawanda, N. Y.





*The* WURLITZER ORGAN

*Series 20 Two-Manual*



# Rolling Steel

# DOORS



## ***Manually • Mechanically • Power Operated***

When you select Rolling Steel Doors, you conserve space, provide the permanence of steel and a lifetime of protection and trouble-free service. When you specify Mahon Rolling Steel Doors, you are assured the latest developments, in doors of this type, and many outstanding advantages in operation and design and compactness of operators. See Mahon Insert in Sweet's File for detailed information, complete specifications, installation details and clearance dimensions—or consult a Mahon representative.

## **THE R. C. MAHON COMPANY**

Detroit 11, Michigan • Western Sales Division, Chicago 4, Illinois

*Representatives in All Principal Cities*

**Manufacturers of Rolling Steel Doors, Shutters and Grilles, and Mahon Steel Deck for Roofs, Sidewalls, Partitions, Acoustical Ceilings, Permanent Floor Forms and Oversize Doors.**



**ROLLING STEEL DOORS, SHUTTERS AND GRILLES TO MEET EVERY REQUIREMENT**



# MAHON





# entrances that say "Come In"

Shopper's eyes are drawn to the script sign on its striking aluminum backing—then to the interior which is fully displayed by floor-to-ceiling glazing and by the stream-lined Full Vision Entrance.

**KAWNEER OFFERS A COMPLETE  
LINE OF DOORS, FRAMES, AND  
TRIM FOR STORES, THEATRES, AND  
COMMERCIAL BUILDINGS OF ALL TYPES**





Doors should make people want to enter—and this Kawneer Free Standing Entrance fulfills this function. It draws attention because of its location and because it is completely surrounded with glass.






This Free Standing double-door offers a compelling and friendly invitation to enter. The entire front—sign, showcases, and walls—were designed to bring out the entrance as the main point of interest.



The Fenyo, Catty Patty, and Gregory Stores were designed by Ketchum, Gind and Sharp, Architects, New York City. The Bakeshop was designed by the Design Department of the Kawneer Company.

To handle Gregory's large volume of traffic, two Full Vision double-doors are placed in a prominent location where they are quickly seen, yet they do not interfere with the internal operation of the store.



## PROMPT SHIPMENT OF STOCK UNITS!

Four different styles of entrances—Full-Vision, Free Standing, Narrow Line, and Standard—are included in Kawneer's complete new line of entrance doors, frames and trim.

The popular Narrow Line Entrances are now carried in stock sizes and are immediately available. They are shipped as complete units, factory-fitted, with overhead checks and hardware applied.

Kawneer Entrances bring maximum display of the interior—along with the many advantages of metal-glass construction. The close, precision fit between doors and jambs


protects interiors against drafts, dust, soot, and rain. It also helps prevent the escape of warmed air in the winter and cooled air in the summer.

Kawneer Entrances have been styled and engineered to meet the highest standards of modern architecture. Write today for the construction details of this outstanding new line.

The Kawneer Company, 751 N. Front St., Niles, Mich.

**Kawneer**  
SALES-BUILDING  
**STORE-FRONTS**






*Prescription  
for Perfection*

plan on  
**Marlitz**  
 walls

**I**nteriors that meet the most rigid requirements for sanitation, yet retain the warmth and cheerfulness that benefit patients and staff alike . . . that's the prescription for perfection in hospital interiors. Planning interiors that perform this double-duty service is easy—just specify Marlite plastic-finished

wall and ceiling panels. Wherever sanitary, colorful interiors are needed . . . plan now on modern, hygienic Marlite. Wide range of colors and patterns plus unusual flexibility of material give full freedom to your architectural ingenuity. Although production has reached an all-time high, the tremendous demand for Marlite makes it necessary to continue to allocate deliveries for the present.

MARSH WALL PRODUCTS, Inc.  
 605 Main Street,  
 DOVER, OHIO



  
REG. U. S. PAT. OFF.  
**PLASTIC-FINISHED**  
**WALL PANELS**

FOR CREATING BEAUTIFUL INTERIORS





# 24 HOUR GUARDIAN

against  
**SERVICE INTERRUPTIONS**




**TYPE AC and THERMAG**  
*Automatic*  
**CIRCUIT BREAKERS**




**SERVICE  
EQUIPMENT**

*6 circuits or less;  
main lugs or main  
circuit breakers.  
For home instal-  
lation.*



**LOAD  
CENTERS**

*16 single pole cir-  
cuits or less; or  
combination of  
single and double  
pole circuits to-  
talling 16 poles  
maximum.  
For larger homes  
and commercial  
installation.*



**STANDARDIZED  
PANELBOARDS**

*4 to 42 circuits; 3 or 4  
wire mains; lugs only;  
main fuse disconnect, or  
main circuit breaker.  
For schools, commercial  
buildings, industrial  
plants, hotels, etc.*

There is a real feeling of security when you install Ⓢ Type AC circuit breaker load centers and service equipment, and Thermag Type automatic circuit breaker panelboards.

Twenty-four hours a day, these smooth functioning units guard against the ravages of short circuits and dangerous overloads with their costly and irritating service interruptions and the likelihood of burned-out equipment.

Then too, these units are shock-proof and simple to operate, requiring only the flip of the handle to restore service after the cause of the trouble has been removed.


For maximum protection against service interruptions, install Ⓢ Type AC circuit breaker load centers and service equipment, and Thermag Type automatic circuit breaker panelboards.

**NOTHING TO REPLACE • NO DANGER OF SHOCK**  
... Simply Flip Handle to "ON" Position (after removing cause of trouble)

MAKERS OF...  
BUSDUCT  
PANELBOARDS  
SWITCHBOARDS

*Frank Adam*  
ELECTRIC COMPANY  
ST. LOUIS, MISSOURI

SERVICE EQUIPMENT  
SAFETY SWITCHES  
LOAD CENTERS  
ELECTRIC QUIKHETER



**It's been dropping  
ever since we installed  
Adlake Windows**

**THE MAN ISN'T FOOLING**—maintenance costs *disappear* when you install Adlake Aluminum Windows, because **NO MAINTENANCE IS REQUIRED!** Built from lustrous aluminum, Adlake Windows need no painting or care other than routine washing. What's more, they never warp, rot, rattle, swell, or stick. You install 'em—you *forget* 'em!

**ONLY ADLAKE** combines nonmetallic weather-stripping and serrated guides to stop excessive air infiltration and give you finger-tip control. Expertly designed to harmonize with either traditional or modern buildings, it gives a lifetime of beauty and service.

**TRULY** the amazing Adlake Window fulfills your every architectural requirement! Complete information and data will be mailed you on request. Drop us a postcard today . . . there's no obligation, naturally. Address: The Adams & Westlake Company, 1102 N. Michigan, Elkhart, Ind.

Furnishers of Windows  
to the Transportation Industry  
for Over Thirty Years

**THE** Adams & Westlake  
**COMPANY**



Established 1857 • ELKHART, INDIANA • New York • Chicago



Every concrete slab needs reinforcement! .....

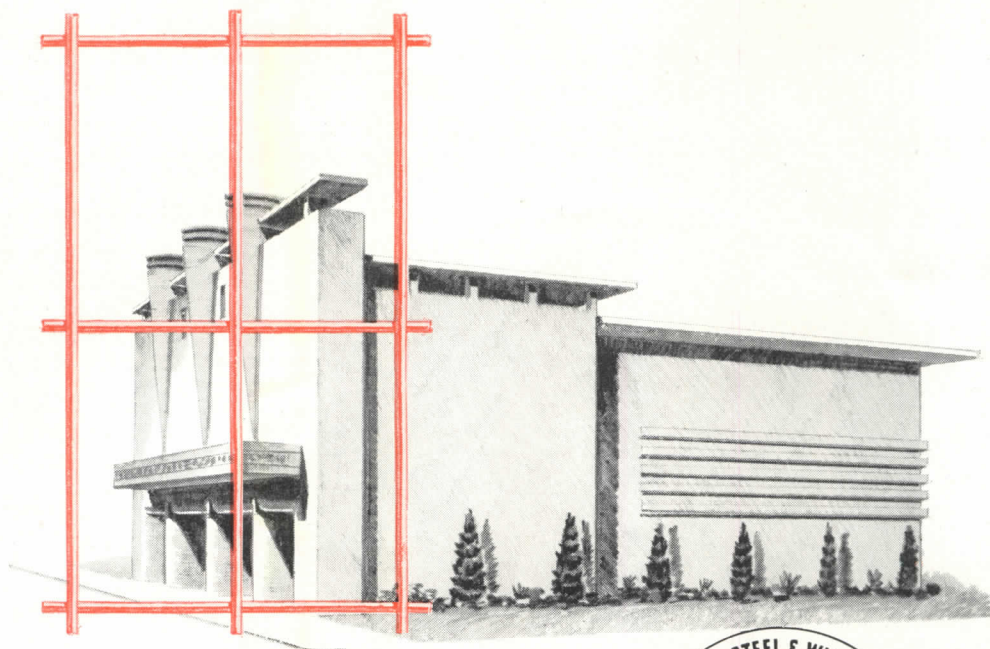
**specify** AMERICAN WELDED WIRE FABRIC

● This *proven* fabric gives you a *better* reinforcing job because closely spaced steel wires fortify wall, floor and roof slabs against all-directional strains and shocks.

In every concrete structure there is a place where U·S·S American Welded

Wire Fabric is the most economical and the most efficient reinforcement.

When you use American Welded Wire Fabric you are assured of satisfaction, both as to products and as to service, by the world's largest maker of fabricated concrete reinforcement.



**American Steel & Wire Company**

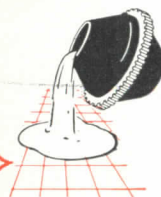





Cleveland, Chicago and New York

Columbia Steel Company, San Francisco, Pacific Coast Distributors  
Tennessee Coal, Iron & Railroad Company, Birmingham, Southern Distributors  
United States Steel Export Company, New York

**UNITED STATES STEEL**



Every type of concrete construction needs **American Welded Wire Fabric** reinforcement.





# Facing tile

... for easy-to-clean,  
cheerful hospital interiors



Why do so many hospitals have interiors of Structural Clay Facing Tile?

Facing tile, glazed or unglazed, guarantees interiors that clean easily . . . harbor no germs or dirt . . . need no painting.

Available in a variety of never-fading, burned-in colors, facing tile adds a cheerful note to hospitals. Its original beauty and luster can be *kept* that way with simple, inexpensive soap and water washing.

When you specify Structural Facing Tile for hospitals—or for schools, public buildings or industrial plants—you give your clients all these prime advantages and more. Facing Tile is fire-safe, durable and economical to maintain.

*Facing Tile now is being produced in modular sizes.* This assures perfect fitting with other modular materials. It means more flexibility in design . . . less time on drafting and site supervision . . . better workmanship with reduced labor . . . less material waste . . . earlier use of the structure.

FREE to registered architects and engineers — new 90 page Facing Tile Handbook showing methods of determining modular layout procedure. Write Desk AR-6 of the Institute. Available to others for 50 cents. Contact any Institute Member or see Sweet's 1947 Architectural Catalog for more information.

## INSTITUTE MEMBERS


Belden Brick Company  
Canton, Ohio

Continental Clay Products Co.  
Kittanning, Pennsylvania

Charleston Clay Products Co.  
Charleston 22, West Virginia

Hanley Company  
New York 17, N. Y.

Hydraulic Press Brick Co.  
Indianapolis, Indiana



Mapleton Clay Products Co.  
Canton, Ohio

## INSTITUTE MEMBERS

Metropolitan Paving Brick Co.  
Canton, Ohio

National Fireproofing Corp.  
Pittsburgh 12, Pennsylvania

Stark Brick Company  
Canton, Ohio

Stone Creek Brick Company  
Stone Creek, Ohio

West Virginia Brick Company  
Charleston, West Virginia


## FACING TILE INSTITUTE

1756 K STREET, N. W.

WASHINGTON 6, D. C.



# A NEWER, BETTER, FASTER WAY TO DIVIDE SPACE



## This 10-Minute Demonstration Brings New Ideas in Partitioning and Paneling



Write or phone the nearest Distributor listed at the right and let him show you the 10-minute demonstration of M/P Metlwal Paneling and Movable Partitions. By use of a few standardized parts and fittings, M/P Metlwals eliminate the need for plaster in new construction . . . and permit fast, clean, simple installation in dividing space. They combine rich beauty, quiet and fire resistance with low initial cost and permanent economy.

### Pre-Fabricated . . . Pre-Decorated

Made in lifelike wood grains and soft color finishes . . . providing an all-flush surface from floor to ceiling . . . eliminating the need for filler boards of other materials at ends or above the cornice level . . . M/P Metlwals of Bonderized steel make possible an endless variety of new, modern decorative effects. And you can use these distinctive interiors for executive, factory and general offices, stores, banks, theatres, hotels, hospitals, schools, residences and other buildings of every kind.

### Write or Phone For Demonstration

Get in touch with the nearest M/P Distributor and let him bring the demonstration to your office. Also, for your A. I. A. file, send for booklet No. 35-H-6, containing Metlwal specifications, drawings and installation photographs. Address: Martin-Parry Corporation, Fisher Bldg., Detroit 2, Michigan. Plants: Toledo, Ohio; York, Penna.

## CALL YOUR NEAREST M/P DISTRIBUTOR

- ALABAMA**
- Birmingham . . . Acousti Engineering Co.
- Mobile . . . Acoustics & Specialties Co.
- ARKANSAS**
- Little Rock . . . Acoustics & Specialties Co.
- CALIFORNIA**
- Los Angeles . . . The Harold E. Shugart Co.
- Oakland
- Sacramento . . . F. K. Pinney, Inc.
- San Francisco
- COLORADO**
- Denver . . . Lauren Burt, Inc.
- CONNECTICUT**
- Hartford . . . The C. A. Bader Co.
- DELAWARE**
- Wilmington . . . John H. Hampshire, Inc.
- Wilmington (Eastern Shore)
- The W. M. Moyer Co.
- DISTRICT OF COLUMBIA**
- Washington . . . John H. Hampshire, Inc.
- FLORIDA**
- Jacksonville . . . Acousti Engineering Co.
- Miami . . . of Fla.
- Pensacola . . . Acoustics & Specialties Co.
- GEORGIA**
- Atlanta . . . Acousti Engineering Co.
- ILLINOIS**
- Decatur . . . Hugh J. Baker & Co.
- INDIANA**
- Evansville
- Ft. Wayne
- Indianapolis
- Wabash . . . Hugh J. Baker & Co.
- KENTUCKY**
- Louisville . . . E. C. Decker & Co.
- LOUISIANA**
- New Orleans . . . Acoustics & Specialties Co.
- MAINE**
- Portland . . . Pitcher & Co.
- MARYLAND**
- Baltimore . . . John H. Hampshire, Inc.
- MASSACHUSETTS**
- Boston . . . Pitcher & Co.
- Springfield . . . The C. A. Bader Co., Inc.
- MICHIGAN**
- Detroit . . . R. E. Leggette Co.
- Grand Rapids . . . Leggette-Michaels Co.
- MINNESOTA**
- Minneapolis . . . Insulation Sales Co., Inc.
- MISSOURI**
- Kansas City
- St. Louis . . . Henges Co., Inc.
- NEW JERSEY**
- Elizabeth . . . Jacobson & Co.
- Trenton . . . The W. M. Moyer Co.
- NEW MEXICO**
- Albuquerque . . . The Jay Grear Corp.
- NEW YORK**
- Albany
- Buffalo
- Jamestown
- Rochester
- Syracuse
- New York City . . . Jacobson & Co.
- NORTH CAROLINA**
- Charlotte . . . Acousti Engineering Co. of the Carolinas
- OHIO**
- Akron
- Cleveland
- Columbus
- Toledo . . . Mid-West Acoustical & Supply Co.
- Cincinnati
- Dayton . . . E. C. Decker & Co.
- PENNSYLVANIA**
- Altoona
- Pittsburgh . . . Harry C. Leezer Co.
- Sharon
- Harrisburg
- Philadelphia
- Scranton . . . The W. M. Moyer Co.
- RHODE ISLAND**
- Providence . . . Pitcher & Co.
- SOUTH CAROLINA**
- Charleston . . . Acoustic Engineering Co. of the Carolinas
- SOUTH DAKOTA**
- Sioux Falls . . . Insulation Sales Co., Inc.
- TENNESSEE**
- Chattanooga
- Knoxville
- Nashville
- Memphis . . . Acoustics & Specialties Co.
- TEXAS**
- Dallas
- Houston
- San Antonio
- El Paso . . . The Jay Grear Corp.
- Salt Lake City . . . Lauren Burt, Inc.
- UTAH**
- VIRGINIA**
- Norfolk
- Richmond
- Roanoke . . . John H. Hampshire, Inc.
- WEST VIRGINIA**
- Huntington . . . E. C. Decker & Co.
- Clarksburg
- Wheeling . . . Harry C. Leezer Co.
- WISCONSIN**
- Milwaukee . . . Edw. T. VerHalen, Inc.
- WYOMING**
- Cheyenne . . . Lauren Burt, Inc.



MARTIN PARRY  
**M/P**  
PRODUCTS

# METLWALS

**ALL-FLUSH PANELING  
MOVABLE PARTITIONS**


67 Years of Service

ENGINEERING AND ERECTING SERVICE AND  
WAREHOUSE STOCKS FROM COAST-TO-COAST




A NEW, STILL BETTER GENERATION

The Complete Line of **NATIONAL**  
**HEAT EXTRACTORS**  
for coal, oil or gas firing



**"100" SERIES**

Smart and compact for small home installation in kitchen, basement or utility room.



**"200" SERIES**

Big boiler performance for homes of medium size and some commercial installations.



APPROVED RATINGS

**MORE HEAT FROM EVERY FUEL DOLLAR!**

That is the aim of National's design and research engineers—and their success is reflected in this new line of famous HEAT EXTRACTORS. A new, still better generation of a distinguished family—the result of more than seven years of engineering design and research.




## OF A DISTINGUISHED FAMILY . . .

✓ **"HEAT EXTRACTOR"** is the modern term for heating boilers made by National which take full advantage of the "Heat Extractor Principle"—extended heating surface and multiple flue passes.

✓ **SMART APPEARANCE** marks the complete new 100, 200, 300 and 400 Series National HEAT EXTRACTORS. Jackets are in colorful flame-red (crinkle finish) contrasting with the jet black crinkle cast into base and platenwork.


✓ **ECONOMICAL** cost of operation is a feature of National HEAT EXTRACTORS. National engineers have designed each Series for fuel economy regardless of the type of firing or fuel recommended.

✓ **CONVERTIBILITY** from hand firing to fully automatic firing is a feature of the HEAT EXTRACTOR line. Conversion may be easily accomplished after installation.



### "300" SERIES

For larger homes, small apartments and various commercial installations where more heat is needed.



### "400" SERIES

The "400" and "500" are designed for very large installations where plenty of heat is required to serve many purposes. Characteristic HEAT EXTRACTOR construction.

### YOU'LL WANT ALL THE FACTS!

Contact your nearest National Radiator Company Heating Sales Branch, or write directly to The National Radiator Company, 221 Central Avenue, Johnstown, Pennsylvania for full NRC product information—without obligation.



# The NATIONAL RADIATOR Company

JOHNSTOWN, PENNSYLVANIA



# Here are 24 Pages with Simplified Specifications



Yes . . . at this point in Sweet's 1947 Architectural File you will find the most complete and practical simplified Specifications for Finishing Hardware. Here is another example of LOCKWOOD thoroughness in serving Architect and Builder with Builders' Hardware of Quality . . . that will serve your clients for years to come.

## recommendations

### COMMERCIAL AND PUBLIC BUILDING HARDWARE

This section has been developed in response to the many requests we have received for a guide to the types of locks and hardware for Commercial and Public Buildings which were omitted from our 1946 Manual.

The varying conditions in so many types of Commercial and Public Buildings has caused us to make the list on the opposite page so the specifications writer may make a selection from several alternates dependent upon the type of structure on which he may be working.



Main Entrance doors may require Push and Pull Bars as UAL160 or Door Pulls or Push Plates as alternate JA161.

On pairs of Main Entrance Doors one door is equipped with an 8111 Flush bolt as standard practice. Some states have laws governing the use of Exit Devices which are at variance with this standard practice, therefore flush bolts are not included in UAL or UJA.

It is hoped this section will prove helpful to the Architectural profession and we invite their further suggestions for improving its utility.

For description of Finishes see Section 4 Hospitals

### OFFICE DOORS, STORAGE & CLOSET & SERVICE DOORS 3


Set No. AL139 Lock No. 5100 $\frac{3}{4}$   
Operation: By knob from either side and by key from outside at all times. Outside knob is locked by stop in face. Auxiliary latch automatically deadlocks the latch bolt and stops so that they cannot be forced back when door is closed but does not prevent operation by key or knobs.  
Trim: Knobs AL203 x AL219 x AL229

Alternate  
Set No. MD239 Lock No. T5000 $\frac{3}{4}$   
Operation: Same as No. 5100 $\frac{3}{4}$  above.  
Trim: Knobs 9174 $\frac{1}{2}$  x Esc. MD419 x MD429

### COMMUNICATING DOORS 4

Set No. AL112 Lock No. 5138  
Operation: Latch bolt by knobs from either side. Split dead bolt by turn knob from either side.  
Trim: Knobs AL203 x Esc. AL224 x AL224

Alternate  
Set No. MD212 Lock No. T5038  
Operation: Same as No. 5138 above.  
Trim: Knobs 9174 $\frac{1}{2}$  x Esc. MD424 x MD424



## INTERIOR DOORS

### PRIVATE TOILETS 5


Set No. AL123 Lock No. 5149  
Operation: Latch bolt by knob from either side. Dead bolt by turn knob from inside.  
Trim: Knobs AL203 x Esc. AL230 x AL223

Alternate  
Set No. MD223 Lock No. T5049  
Operation: Same as No. 5149 above.  
Trim: Knobs 9174 $\frac{1}{2}$  x Esc. MD429 x MD424

### TOILET, PIPE SHAFT & SLOP SINK DOORS 6

Set No. AL125—Lock No. 5100 $\frac{5}{8}$   
Operation: By knob from inside only and by key from outside at all times. Outside knob is always rigid. Auxiliary latch automatically deadlocks the latch bolt so that it cannot be forced back when door is closed, but does not prevent operation by key or knob.  
Trim: Knobs AL203 x Esc. AL219 x AL229

Alternate  
Set No. MD225 Lock No. T5000 $\frac{5}{8}$   
Operation: Same as No. 5100 $\frac{5}{8}$  above.  
Trim: Knobs 9174 $\frac{1}{2}$  x Esc. MD419 x MD429



LOCKWOOD HARDWARE MFG. CO.

Here, for the first time in the history of Finishing Hardware, is a *completely* simplified specification manual. Now you can write one simple Unit Set Number to specify *all* the hardware required for each door. For example, the Unit Number UJA137 will specify the Lockset, Doorstop, Kick Plate, Door Closer and Hinges required for a specific door. You get it at a glance, *in tabular form*, yet with full opportunity for selection of design and finish.

The streamlining of hardware specifications has always been a serious problem for the architectural profession . . . and to this end Lockwood has been working closely with architects for many years. Lockwood Simplified Specifications cover *SEVEN PROJECT SECTIONS* (as shown at the right), in each of which the unit specifications have been brought together in tabular form, located adjacent to the functional type of door. *ADDITIONAL SECTIONS* feature wrought



# of Finishing Hardware for all types of Buildings

## TABULAR FINISHING HARDWARE SPECIFICATIONS FOR TYPICAL DOORS


For Complete Hardware For Door Opening as Tabulated, Specify by Unit Set Number.  
 Note: Other designs from Section 8 may be substituted for AL or MD listed here by changing the design symbol.  
 Example: UAL137 listed. PA design selected. UPA137.

LOCATION OF HARDWARE	UNIT SET NUMBER	DOOR SET NUMBER	LOCK SET NUMBER	PUSH PLATE & DOOR PULL PUSH BAR & PULL BAR	DOOR CLOSER	BUTTS (3 to a door) FED. GOV. SPEC. NO. Door Hinges
<b>MAIN ENTRANCE DOORS</b>	13 $\frac{1}{2}$ "	UAL160	AL137	2/AL291 & AL292	.....	3520A III
Alternate	13 $\frac{1}{2}$ "	UAL161	.....	9440 x 8025	.....	3520A III
<b>1 INDIVIDUAL STORE &amp; SHOP ENTRANCE DOORS</b>	13 $\frac{1}{2}$ "	UAL137	AL137	.....	*D130 2001	41 $\frac{1}{2}$ " x 41 $\frac{1}{2}$ "—NRP
Alternate	13 $\frac{1}{2}$ "	UMD237	MD237	.....	*D130 2001	41 $\frac{1}{2}$ " x 41 $\frac{1}{2}$ "—NRP
<b>2 OTHER ENTRANCE DOORS</b>	13 $\frac{1}{2}$ "	UAL139	AL139	.....	*D130 2001	41 $\frac{1}{2}$ " x 41 $\frac{1}{2}$ "—NRP
Alternate	13 $\frac{1}{2}$ "	UMD239	MD239	.....	*D130 2001	41 $\frac{1}{2}$ " x 41 $\frac{1}{2}$ "—NRP
<b>VESTIBULE &amp; LOBBY DOORS</b>	13 $\frac{1}{2}$ "	UAL166	AL139	2/AL291 & AL292	*D130 2001	41 $\frac{1}{2}$ " x 41 $\frac{1}{2}$ "
Alternate	13 $\frac{1}{2}$ "	UMD266	.....	9440 x 8025	*D130 2001	41 $\frac{1}{2}$ " x 41 $\frac{1}{2}$ "
<b>3 OFFICE DOORS</b>	13 $\frac{1}{2}$ "	UAL140	AL139	.....	C130	2010 $\frac{1}{2}$ P 41 $\frac{1}{2}$ " x 41 $\frac{1}{2}$ "
Alternate	13 $\frac{1}{2}$ "	UMD240	MD239	.....	C130	2010 $\frac{1}{2}$ P 41 $\frac{1}{2}$ " x 41 $\frac{1}{2}$ "
<b>3 SERVICE DOORS</b>	13 $\frac{1}{2}$ "	UAL106	AL139	.....	C30	2010 $\frac{1}{2}$ P 41 $\frac{1}{2}$ " x 41 $\frac{1}{2}$ "
Alternate	13 $\frac{1}{2}$ "	UMD206	MD239	.....	C30	2010 $\frac{1}{2}$ P 41 $\frac{1}{2}$ " x 41 $\frac{1}{2}$ "
<b>STAIR HALL EXIT DOORS</b>	13 $\frac{1}{2}$ "	UAL219	.....	Panic bolt 820 x 821A	.....	2010 $\frac{1}{2}$ P 41 $\frac{1}{2}$ " x 41 $\frac{1}{2}$ "
<b>3 STORAGE &amp; CLOSET DOORS</b>	13 $\frac{1}{2}$ "	UAL162	AL139	.....	.....	2010 $\frac{1}{2}$ P 41 $\frac{1}{2}$ " x 41 $\frac{1}{2}$ "
Alternate	13 $\frac{1}{2}$ "	UMD262	MD239	.....	.....	2014 $\frac{1}{2}$ P 41 $\frac{1}{2}$ " x 41 $\frac{1}{2}$ "
<b>4 COMMUNICATING DOORS</b>	13 $\frac{1}{2}$ "	UAL112	AL112	.....	.....	2010 $\frac{1}{2}$ P 41 $\frac{1}{2}$ " x 41 $\frac{1}{2}$ "
Alternate	13 $\frac{1}{2}$ "	UMD212	MD212	.....	.....	2014 $\frac{1}{2}$ P 41 $\frac{1}{2}$ " x 41 $\frac{1}{2}$ "
<b>5 PRIVATE TOILETS</b>	13 $\frac{1}{2}$ "	UAL123	AL123	.....	.....	2010 $\frac{1}{2}$ P 41 $\frac{1}{2}$ " x 41 $\frac{1}{2}$ "
Alternate	13 $\frac{1}{2}$ "	UMD223	MD223	.....	.....	2014 $\frac{1}{2}$ P 41 $\frac{1}{2}$ " x 41 $\frac{1}{2}$ "
<b>6 TOILET DOORS</b>	13 $\frac{1}{2}$ "	UAL140	AL125	.....	C30	2010 $\frac{1}{2}$ P 41 $\frac{1}{2}$ " x 41 $\frac{1}{2}$ "
Alternate	13 $\frac{1}{2}$ "	UMD240	MD225	.....	C30	2010 $\frac{1}{2}$ P 41 $\frac{1}{2}$ " x 41 $\frac{1}{2}$ "
<b>6 PIPE SHAFT &amp; SLOP SINK DOORS</b>	13 $\frac{1}{2}$ "	UAL125	AL125	.....	.....	2010 $\frac{1}{2}$ P 41 $\frac{1}{2}$ " x 41 $\frac{1}{2}$ "
Alternate	13 $\frac{1}{2}$ "	UMD225	MD225	.....	.....	2014 $\frac{1}{2}$ P 41 $\frac{1}{2}$ " x 41 $\frac{1}{2}$ "

2d/1 Door Thickness.  
 \* Specify corner bracket for exterior doors opening outward thus: UJA137 x corner bracket.  
 a UAL160 & UJA161 if cylinder mortise deadbolt is required for Main Entrance Doors specify thus: UAL160 x 2243-34.  
 On pairs of 13 $\frac{1}{2}$ " doors where flush bolts are required specify thus: Unit Set No. UAL 160 x 2/8111.  
 † Unit number UAL140 and UMD240 include Letter Box Plates JAZ75.  
 Where door closers are not provided Door Stop Type 8940 3/4 for Exterior Doors and type 8952 3/4 for Interior Doors are included in Unit Door Set No.

### EXTERIOR DOORS

2



#### INDIVIDUAL STORE & SHOP ENTRANCE DOORS


Set No. AL137—Lock No. 8788  
 Operation: By thumb latch from either side except when outside thumb latch is locked by key in inside cylinder. The inside cylinder locks and unlocks the outside thumb latch. The outside cylinder only retracts the latch bolt.  
 Trim: Handles AL298

Alternate  
 Set No. MD237—Lock No. 8788  
 Operation: Same as above.  
 Trim: Handles MD488

#### OTHER ENTRANCE DOORS

Set No. AL139—Lock No. 51003/4  
 Operation: By knob from either side, and by key from outside at all times. Outside knob is locked by stop in face. Auxiliary latch automatically deadlocks the latch bolt and stops so that they cannot be forced back when door is closed but does not prevent operation by key or knob.  
 Trim: Knobs AL203 x Esc. AL219 x AL229

Alternate  
 Set No. MD239—Lock No. T90003/4  
 See Alternate No. 3 on opposite page.



FITCHBURG, MASSACHUSETTS

and cast designs, handle sets, miscellaneous hardware and closers — thus providing full opportunity within the one 24-page Manual to select and specify complete hardware for each project.

Reprints of LOCKWOOD FINISHING HARDWARE Simplified Specifications are available to Architects and their staffs without charge. Please request a copy on your letterhead.

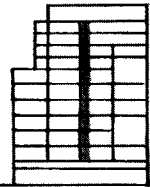
*Lockwood*

HARDWARE MANUFACTURING COMPANY


DIVISION OF INDEPENDENT LOCK COMPANY • FITCHBURG, MASSACHUSETTS




RESIDENCES



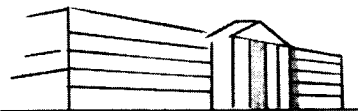
APARTMENTS



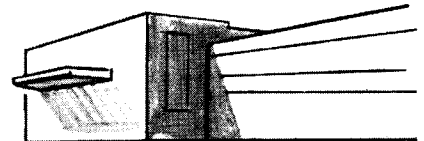
HOSPITALS




HOTELS



SCHOOLS



COMMERCIAL BUILDINGS




PUBLIC BUILDINGS

commercial & public buildings



# STAINLESS STEEL



## *178 Salesmen*

There are 178 bright new "salesmen" going to work for a large New York City office building. You'll find them stationed on each of the building's 22 floors—row after row of glistening stainless steel elevator doors. The stainless steel creates an atmosphere of dignity and splendor. And building men find it exceedingly durable—so easy to keep looking brand-new. If you'd like further glimpses of this beautiful and enduring metal in architecture, industry, and the home, write to Department A-6, Room 308, for our monthly publication ELECTROMET REVIEW.

### **ELECTRO METALLURGICAL COMPANY**


Unit of Union Carbide and Carbon Corporation  
30 East 42nd Street  New York 17, N. Y.

**PRODUCERS OF ALLOYS THAT MAKE STEEL STAINLESS**

## Beautiful Enduring Strong Tough


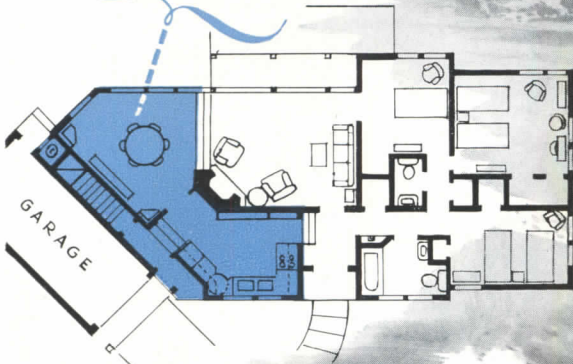


# A HALF PINT Basement -




# in a TEN GALLON House!

Please note that the basement area in the isometric above and the floor plan below is ample for all practical needs, yet calls for excavation of only about one-third of the floor area.



This compact little basement cuts excavation two-thirds, yet provides ample space for heating unit, coal storage, ash disposal and laundry facilities — all that a basement needs!

The house throughout is smart and sensible — and no feature of it is more sensible than the design for coal heating! The coal storage space and flues adequate for efficient burning of Bituminous Coal are low-cost insurance of this home's value. And the coal for your heating plant is Fuel Satisfaction.\*



Note the window walls at the right, and the monitor windows opposite. The dining area has been raised above the living room floor level, giving an unusually attractive effect.

\*Fuel Satisfaction is the superior, all-purpose Bituminous Coal mined along the Norfolk and Western — the fuel that gives even heat — clean heat — economical heat.

## Norfolk and Western RAILWAY

CARRIER OF FUEL SATISFACTION






BLOOMFIELD MUNICIPAL BUILDING, Bloomfield, N. J.




CRIMINAL COURT BUILDING, New York City

**JAMESTOWN  
METAL CORPORATION**  
is identified with  
**HOLLOW METAL**  
in many of the country's  
finest Federal, County and  
Municipal Buildings.

As specialists in the fabrication of bronze, aluminum, steel and stainless steel, we offer our services wherever hollow metal doors, interior trim, elevator enclosures, office partitions, cold rolled mouldings and metal specialties are required.



CANAL STREET STATION, New York City



BUFFALO CITY HALL, Buffalo, N. Y.



DAUPHIN COUNTY COURT HOUSE, Harrisburg, Pa.

MAIN FACTORY AND OFFICES OF JAMESTOWN METAL CORPORATION



*Jamestown Metal Corporation*  
104 Blackstone Avenue  
Jamestown, N. Y.




# BRIXMENT Makes Good Workmanship EASIER!

The pictures below show an example of good workmanship — and of bad workmanship. They also explain why mortar such as Brixment makes it *easier* for the bricklayer to deliver good workmanship.

No. 2 OF A SERIES—

## THE RIGHT WAY AND THE WRONG WAY—IN BED JOINTS

*When absorbent brick are used, especially in hot weather, mortar should be spread out over only a few brick at a time. The brick should be placed on this mortar immediately, before it can stiffen.*



The mortar should be spread over a few brick only.



So the mortar will still be soft and plastic when the brick are bedded.



Then the mortar will stick to the brick on top of it as well as to the brick below it.

**BRIXMENT** makes good workmanship *easier* because it holds its moisture longer than ordinary mortars, when spread out on the wall. This enables the bricklayer to properly bed the brick before the mortar has stiffened too much.


Brixment mortar has greater plasticity, higher water-retaining capacity and bonding quality, greater resistance to freezing and thawing, and freedom from efflorescence. Because of this combination of advantages, Brixment is the leading masonry cement on the market.

LOUISVILLE CEMENT COMPANY

*Incorporated*

LOUISVILLE, KENTUCKY

*If the mortar is spread out too far, or if any delay occurs between spreading the mortar and placing the brick, the mortar will be sucked dry and will not stick to the brick placed on top of it.*



Mortar for this bed joint was spread out on the wall too far.




So the mortar dried out too much before the next course of brick was placed on top of it.



Therefore the mortar did not stick to the top brick. A good bond was not secured.



# POST-WAR INSTALLATIONS



Architects: ↑  
Stubee & Young  
Houston

Architects:  
Leichenko & Esser  
Chicago

**Brasco**  
MODERN  
STORE FRONTS

← Architects:  
Hanker & Heyer  
Memphis ↓




★ A COMPLETE LINE FOR EVERY DESIGN ★

**BRASCO MANUFACTURING CO.**  
HARVEY (Chicago Suburb) ILLINOIS  
*National Distribution Assures Effective Installation*



# RICHMOND

**VISIBLE VALUES  
LOOK BETTER...  
LAST LONGER**



#### 225 BRESLIN RECESS BATH:

White enameled cast iron; made in 4½', 5' and 5½' lengths; streamlined design with wide-rim seat and flat bottom; can be drilled for any regular type supply or waste fitting.

#### 584 LAUNDRY TRAY:

White Perma-Gloss; two compartments, raised shelf back, integral open overflow, self-draining soap receptacle, twin waste connection, waste plugs and stopper. Size—40" x 22".


## New **WHITE** winter air conditioner matches **RICHMOND** plumbing fixtures in performance, durability, eye-appeal

ANOTHER RICHMOND *VISIBLE VALUE*—outside and in! When your client opens the conditioner's panels, he *sees* that he's getting top quality with • cast-iron heat exchanger—cast in one piece • automatic gas actuated safety controls • spun-glass filters • noncorroding humidifier float control • powerful centrifugal blower run by sturdy motor.

This new winter air conditioner, as with all Richmond products, is inexpensive to install . . . seldom needs servicing.

It is covered by *both* AGA approval and a one-year replacement guarantee. In addition, Richmond plumbing fixtures bear the one-year guarantees recommended by the U. S. Bureau of Standards.

Richmond Radiator Company, Department AR-6, 19 East 47th Street, New York 17, New York.



**New 2GV Winter Air Conditioner:** 90,000 Btu input, heats, humidifies, circulates, filters; White Dulux enamel finish; shipped completely assembled; easily installed, needs no basement, occupies only appr. 6 sq. ft. floor space.




# RICHMOND RADIATOR COMPANY

Affiliate Reynolds Metals Co.

Enameled Cast Iron Ware • Vitreous China • Perma-Gloss • Gas Boilers • Gas Winter Air Conditioners • Gas Gravity Furnaces • Radiators



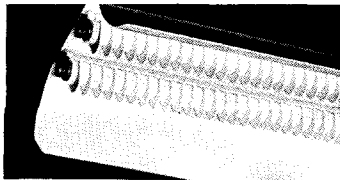
Fluor-O-Shields help Engel & Fetzer Co., exclusive Cleveland women's apparel store, to display merchandise at its best. Similarly, Fluor-O-Shields provide better light for better work from "bare-lamp" fixtures in schools, offices, factories and showrooms.



## Here's why Engel & Fetzer chose fluorescent plus Fluor-O-Shields



No trick to install Fluor-O-Shields. Just snap them on. No bolts or tools needed. No flat surfaces to catch dust or dirt.



3 sizes to fit most exposed lamp fixtures. For continuous or unit mounting. 92% of the light and none of the glare.

Light weight, ease of attachment and low maintenance make Fluor-O-Shield the most economical light diffuser on the market.

"We are all very much pleased with the Fluor-O-Shields that we used to complete the installation of fluorescent lights on our second and third floors.

"They give us just the right diffusion of light, completely eliminating the glare, and their cost was surprisingly low. It's needless to say how important modern lighting is to the ready-to-wear business."

F. L. Dunn, Superintendent,  
The Engel & Fetzer Co., Cleveland, Ohio

Engel & Fetzer, featuring exclusive furs and women's apparel, added 272 Fluor-O-Shields to complete a simple and decorative lighting installation, on the recommendation of their utility company engineers. Lighting intensity is approximately 33 foot candles, covering an area 14' x 40' x 140'. The 4-tube 40-watt fixtures are butted end-to-end. Without question, this is the most practical way to get efficient lighting without glare.

Fluor-O-Shields are endorsed by lighting engineers, lamp tube manufacturers and electrical testing laboratories for use wherever good lighting is essential to better working conditions. For more data, specifications and information, write to the address below.

### THREE SIZES

**\$1<sup>95</sup>** 40 watt  
46<sup>7</sup>/<sub>8</sub> inch

**NEW!**

**\$1<sup>25</sup>** 20 watt  
22<sup>7</sup>/<sub>8</sub> inch

**\$2<sup>95</sup>** 100 watt  
58<sup>1</sup>/<sub>8</sub> inch

**FLUOR-O-SHIELD\***  
Light Diffuser for Fluorescent Lamps

Aluminum finished in white baked enamel  
CAMFIELD MANUFACTURING COMPANY • GRAND HAVEN, MICHIGAN

\*Trade Mark — Patent Pending.



THIS YOU CAN DO WITH Q-PANELS

and...NOW!



Architects are using them—not only because Q-Panels actually are available now—but also because their efficiency overcomes many everyday problems.

You can get Robertson Q-Panels in aluminum, steel, stainless or Galbestos on either or both of the flat or fluted surfaces. The panels are fabricated 2' wide and up to 25' long. Between the fluted and flat elements is 1½" of insulation. Q-Panels surpass in thermal value a 12" dry masonry wall. They weigh less than 5 pounds per sq. ft., and can be erected so fast that a crew of only 25 men has often erected a wall area equal to ⅓ acre in just one day. It's a lot easier to hang a wall than to pile it up. This efficiency recommends Q-Panels wherever conventional, heavy masonry walls have been used in commercial and industrial buildings.

With flat and fluted surfaces to vary, architects are achieving effects in shadow and light of noteworthy beauty. Typical of important Q-Panel structures now in construction are:

Federal Telecommunications Inc., Nutley, N. J.  
*Architects, Giffels & Vallet and L. Rossetti, Detroit*

J. S. Dillon & Sons Food Stores Co., Hutchinson, Kan.  
*Architects, McCrackin & Hiatt*

Freuhaf Trailer Co., Avon Lake, Ohio  
*Engineers, J. Gordon Turnbull, Cleveland, Ohio*

Duplan Corp., Winston-Salem, N. C.  
*Architects, Lacey, Atherton, Wilson and Davis, Harrisburg, Penna.*

Doubleday Doran Country Life Press, Garden City, L. I. and Hanover Press, Hanover, Pa.  
*Architect, H. T. Lindeberg, New York City*

General Electric Research Laboratories, Schenectady, N. Y.  
*Architects, Voorhees, Walker, Foley & Smith, New York City*

For information please call your Robertson representative or write:

**H. H. ROBERTSON CO.**

2404 Farmers Bank Building  
Pittsburgh 22, Pennsylvania



Offices in 50 Principal Cities  
World-Wide Building Service











# NORGE, TOO, is proud of its reputation

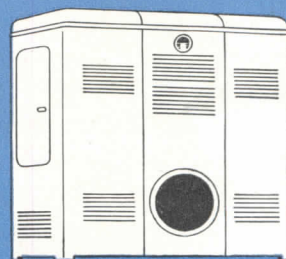
Norge builds merchandise which merits your approval and recommendation . . . merchandise which guards your reputation as well as its own.



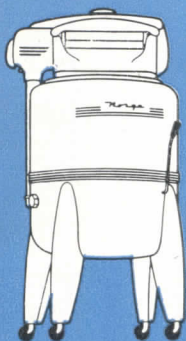
"ROLLATOR" REFRIGERATORS



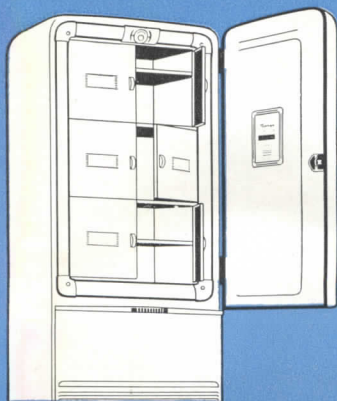
GAS RANGES




HOME HEATERS




"RO-TA-TOR" WASHERS



HOME AND FARM FREEZERS



ELECTRIC RANGES




ELECTRIC  
WATER HEATERS

Norge is the trade-mark of Norge Division, Borg-Warner Corporation, Detroit 26, Mich. In Canada: Addison Industries, Ltd., Toronto, Ont.

SEE  
**NORGE**  
BEFORE YOU BUY






## Indiana Limestone: Still Church Builders' Gospel

★ These are only a few of the hundreds of beautiful American Churches, large and small, made of durable, inexpensive Indiana Limestone. Our Technical Division, with a century's experience in all applications of the nation's *most frequently specified* building stone, offers you personal counsel on questions unanswered by our Sweet's File Catalog.

*You are invited to forward plans and specifications to the Institute for competitive cost estimates by our 20 member companies. P.O. Box 471, Bedford, Indiana.*

**BUFF • GRAY • VARIEGATED • RUSTIC • OLD GOTHIC**

**INDIANA LIMESTONE INSTITUTE**



National City Christian Church

Our Lady of Sorrows Church

### **CATHEDRAL OF ST. JOHN THE DIVINE**

New York City (Stuyvesant Baptistry)  
Cram & Ferguson, Architects

### **CHRIST THE KING**

Atlanta • Henry D. Dagit & Sons, Architects

### **FIRST BAPTIST**

Cleveland • Walker & Weeks, Architects

### **FIRST CHURCH OF CHRIST, SCIENTIST**

Boston (Mother Church) • Brigham,  
Coveney & Bisbee, Architects

### **FIRST PRESBYTERIAN**

Kalamazoo, Mich. • Charles Z. Klauder,  
Architect

### **MARTIN LUTHER**

Youngstown, Pa. • William E. Foster, Architect

### **METROPOLITAN**

Toronto • J. Gibb Morton, Architect

### **NATIONAL CITY CHRISTIAN**

Washington, D.C. • John Russell Pope,  
Architect

### **OUR LADY OF SORROWS**

South Orange, N.J. • Maginnis & Walsh,  
Architects

### **QUEEN OF ANGELS**

Chicago • McCarthy, Smith & Eppig,  
Architects

### **RIVERSIDE**

New York City • Henry C. Pelton,  
Allen & Collens, Architects

### **STS. PETER AND PAUL**

Norwood, O. • E. J. Schulte, Architect

### **ST. VINCENT'S**

Los Angeles • Albert C. Martin, Architect

### **TEMPLE EMANU-EL**

New York City • Kohn, Butler & Stein,  
Architects



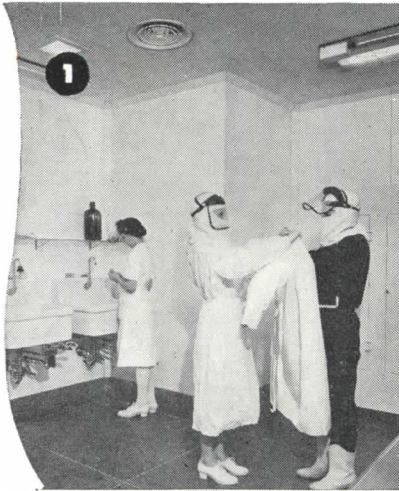
### **TRINITY**

New York City • Thomas Nash, Architect

### **WASHINGTON CATHEDRAL**

Washington, D.C. • Frohman, Robb & Little,  
Architects





Anemostats provide perfect air-distribution in these rooms of the Penicillin plant of the Commercial Solvents Corporation, Terre Haute, Ind.

- ⊙ Sterile Lock
- ⊙ Packing Line
- ⊙ Capping Room
- ⊙ Filling Room

# PENICILLIN PRODUCTION depends on SUCCESSFUL AIR-DISTRIBUTION

Anemostats meet the strict demand for successful air-distribution at the Penicillin Plant of the Commercial Solvents Corporation.

Total control of conditioned air is a critical factor in the production of Penicillin.

Before conditioned air can be distributed to the rooms of the "sterile area" of this Penicillin plant, it must be filtered, washed, cooled, irradiated with ultra violet. And it must reach these rooms that way!

At the Penicillin plant of the Commercial Solvents Corporation, Anemostat Air-Diffusers serve all the rooms in the "sterile area." They solve specific air-distribution problems . . . from the perfect air-diffusion required in the filtration, vial-filling and final sealing rooms . . . to providing fullest air-comfort for workers obliged to wear an extra head-to-toe outfit of sterile garments.

An executive of the corporation states: "Inasmuch as Anemostats are necessary for efficiently supplying the sterile conditioned air required in the processing and testing of Penicillin, this equipment may be considered to contribute importantly

to the actual production of Penicillin." Such air-diffusion, controlled to scientific standards, is possible through Anemostats because they are scientifically designed to distribute conditioned air in pre-determined patterns without drafts. Here is how Anemostats provide perfect air-diffusion:

Anemostat Air-Diffusers siphon room air (equal to about 35% of the supply air) into the cones. This room air is then mixed with the supply air within the Anemostat — and thereby revitalized — before it is recirculated in a multiplicity of planes in all directions equalizing temperature and humidity throughout the room.

If you have an air-diffusion problem, an Anemostat engineer is ready to help. We'll be glad to arrange a consultation without obligation.

Write today for full details.

AC-1076A



CEILING-TYPE ANEMOSTAT

## ANEMOSTAT

REG. U. S. PAT. OFF.

### DRAFTLESS AIR-DIFFUSERS

ANEMOSTAT CORPORATION OF AMERICA  
10 EAST 39th STREET, NEW YORK 16, N. Y.  
REPRESENTATIVES IN PRINCIPAL CITIES

"NO AIR-CONDITIONING SYSTEM IS BETTER THAN ITS AIR-DISTRIBUTION"





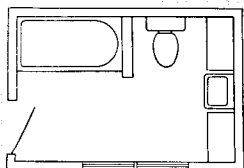
*The Neuday Bathroom*

# New Bathroom Groups **for those homes you are planning**

The Neuday Bathroom Group shown is only one of many groups in the Crane line for 1947. Here is fresh styling and new beauty to suit today's taste . . . new efficiency and compactness . . . the same high quality that has always characterized Crane Plumbing. The range is sufficient to meet every taste and every budget, and all have the new *Dial-ese* faucets that open and close at a finger's touch.

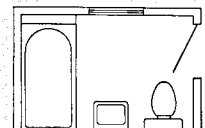
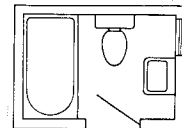
In the kitchen, too, Crane offers a wide selection. And the newly developed line of heating is equally complete, with boilers and furnaces for coal, coke, oil or gas—plus radiators and all the necessary controls.

For a description of the Crane line now in production, see the recently published "Crane Service for Architects." A call to your Crane Branch will bring your copy.



Approx. Size: 9½ x 7 ft.

Shown at the left is the floor plan for the bathroom illustrated above. Of course, the compactly styled fixtures of the Crane Neuday Group may be used in smaller bathrooms as suggested by the two diagrams at the right.



Approx. Size: 6½ x 5 ft.      Approx. Size: 7½ x 5½ ft.

# CRANE

NATION-WIDE SERVICE THROUGH BRANCHES, WHOLESALERS, PLUMBING AND HEATING CONTRACTORS

CRANE CO., GENERAL OFFICES:  
836 S. MICHIGAN AVE., CHICAGO 5  
VALVES • FITTINGS • PIPE  
PLUMBING AND HEATING



# Handsome "Realwood" Counters . . .



**T**HERE is a rich simplicity about Formica Realwood counters that is genuinely satisfying to the designer. These counters are adaptable to soda fountains, bars, stores, ticket offices, hotels — everywhere a really good looking counter is an asset.


A wide range of fine wood grains is available. The material is produced by introducing a genuine veneer of mahogany, prima vera, lacewood, or what you wish into the Formica sheet, so a tone effect harmonizing with any desired effect is possible.

The material is protected by a completely colorless—and permanently colorless—film of plastic which protects it from staining, armors it against the most severe wear, makes it brilliant and very easy to clean with soap and water or other cleansers.

And nothing is handsomer or more distinguished. Color charts and construction details on request.



For competent, authoritative assistance... *Quick*



*In the York Allis-Chalmers*  
**Turbo Compressor**

## **26 Pounds of Prevention are worth a ton of cure**

Shaft-thrust on higher speed machinery, such as turbo-compressors creates thrust bearing wear.

York meets the thrust problem by *eliminating* virtually all of this force. By means of the Balance Disc, an exclusive York feature, the thrust built up in one direction by the differential in gas pressure between suction inlet and discharge outlet, is equalized by directing suction pressure against one of the balance disc faces to impose an equal thrust in the opposite direction. The result is a balance so complete that there is but little for the thrust type bearing to do, other than position the shaft.

York Corporation, York, Pennsylvania.

**YORK** *Refrigeration and*  
*Air Conditioning*



HEADQUARTERS FOR MECHANICAL COOLING SINCE 1885

*There's a  
seasoned  
York Engineer  
near you*

All over the United States, experienced York-trained engineers are assisting architects, consultants and contractors in their refrigeration and air conditioning problems . . . in planning, purchasing, installing and maintenance.


In the Atlanta Area, for example, District Manager Crout and his staff of 12 sales engineers devote their full time to the problems of York customers in this region.



M. M. CROUT,  
*District Manager*

*Assisted by:*  
R. C. Barnes  
T. L. Barron  
R. L. Beach  
R. A. Chandler  
A. B. Hale  
E. C. Harper  
O. W. Hogan, Jr.  
J. C. Malone, Jr.  
Walter May  
D. P. Schiwetz  
Ned C. Scott  
R. Warnock





*Duran*  
**ALL PLASTIC**  
**UPHOLSTERY**  
**FOR FINE INTERIORS**

*Duran upholstered interiors in Ricarts Restaurant, Long Beach, Calif. Installation by Ostrander's Upholstery and Dohrmann Hotel Supply Co.*

Duran, the all-plastic upholstery covering, gracefully accents every interior motif envisioned by the architect or decorator.

Duran is all-plastic, not a coated fabric, consequently will not chip or peel. It is softly resilient, highly resistant to wear, scuffing, fading and is easily cleaned with soap and water. Dirt, grime, perspiration stains—even spilled drinks, cannot damage its lovely, smart-looking surface. On furniture, booths, stools, paneling, walls—wherever the functional and the decorative must be combined—this pliable, hard-wearing plastic can be tailored with superb effects.

Duran comes in many lovely colors and grains. Write for information and samples today.

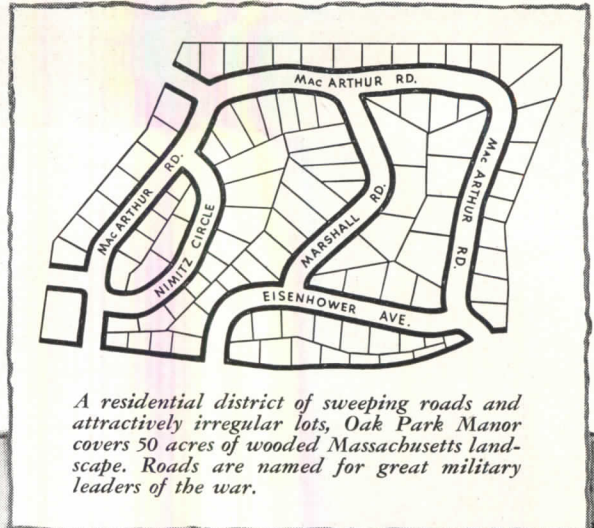
**THE MASLAND DURALEATHER COMPANY, 3236-90 Amber St., Phila. 34, Pa.**






# G. I. Village

**MAKES HOMEOWNERS OF VETERANS IN A BRAND-NEW COMMUNITY AT NATICK, MASS.**



*A residential district of sweeping roads and attractively irregular lots, Oak Park Manor covers 50 acres of wooded Massachusetts landscape. Roads are named for great military leaders of the war.*



**Complete Bryant winter air conditioning assures cold-weather comfort in Oak Park Manor**

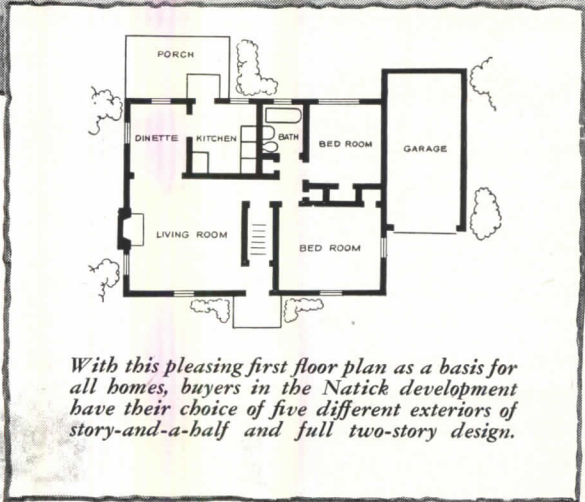


Twenty-five miles from the city of Boston, in Natick, Mass., the construction team of Sumner D. Hersey, builder, and Richard M. Marchetti, contractor, is pushing a great Eastern veterans' housing development to its planned 1947 completion.

Oak Park Manor, dubbed "G. I. Village" by the Boston press, consists of two-hundred large building lots. Situated in a wooded tract, the development borders a 300-acre town park, where excellent facilities, including a ski run, put the accent on recreation for residents of Oak Park Manor.

All "G. I. Village" homes will be bought by veterans under the provisions of the G. I. Bill of Rights, and since the opening last year, more than half of the homes have been sold.

Oak Park Manor homes are Bryant gas-heated, using Bryant 85-BA-88 Winter Air Conditioners. The famed BA-88 is made in seven sizes with outputs from 45,000 to 200,000 btu per hour. Bryant Heater Company, 17825 St. Clair Avenue, Cleveland 10, Ohio . . . *One of the Dresser Industries.*




*With this pleasing first floor plan as a basis for all homes, buyers in the Natick development have their choice of five different exteriors of story-and-a-half and full two-story design.*

**bryant**  
**GAS**  
**HEATING**



LET THE PUP BE FURNACE MAN





FOR INDUSTRIAL AND  
COMMERCIAL BUILDINGS  
...FOR FARM AND HOME!


## VERSATILE IN DESIGN ... SUPERIOR IN PERFORMANCE

Look at the *design* advantages of Reynolds Lifetime Aluminum Clapboard Siding and Shingles. Lines straight as a die, no warping, no sagging. Practically invisible butt joints. Neat corners. And unusual color contrasts, with the soft grey of naturally weathered aluminum. Use alone or in combination—as in the house above. Aluminum bespeaks its extra value, in appearance!


And the extra value is *there!* Protection against fire, rust, rot and termites. Light weight, with structural strength. And insulation by radiant heat reflection—winter fuel savings, summer coolness. Unlike other metals and wood, aluminum throws off the

sun-load—is proving that now in hot southern states.


This better material is *immediately available*, easily stocked by jobbers and dealers, easily applied so workmen like it. That means greater satisfaction from designer to consumer, and national advertising is making it known! See Sweets or ask for A.I.A. File Brochures ... offices in principal cities ... Reynolds Metals Company, Building Products Division, Louisville 1, Kentucky.



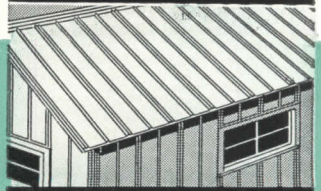
Corrugated. Extra-thick (.024").  
6, 8, 10, 12-ft.; 26" wide; 1¼-  
in. and 2½-in. corrugations.



"Snap-Seal" Roofing. Sheets inter-  
lock covering all nails. 6, 8,  
10, 12-ft. lengths; 24" coverage.



Weatherboard Siding. Crimped  
like 4-in. clapboard. 8, 10, 12-  
ft. lengths; 24" coverage.



5-V Crimp. Extra-thick sheets  
(.024"). 6, 8, 10, 12-ft. lengths;  
24-in. coverage.

# REYNOLDS *Lifetime* ALUMINUM BUILDING PRODUCTS

ALUMINUM SHINGLES • CLAPBOARD SIDING • SHEET ROOFING & SIDING • STUDS • TRUSSES • WINDOWS • GARAGE DOORS • REFLECTIVE INSULATION • UTILITY BLCES. • HOUSES





*Only \$400 per classroom*  
**brings 40% greater educational growth**

With the elements pictured above, you can get the correct p/l/f/s\* in a schoolroom at about \$400 additional per room if done when a 20-room school is under construction. Most existing schoolrooms can be so modernized at a moderate cost.

The benefits of correct p/l/f/s as revealed by accurate tests and measurements in Texas schools are: (a) 10 months educational gains in 6 months, and (b) significant improvements in the physical well-being of the school children.

\*p/l/f/s—the initial letters of the words "painting; lighting; fenestration; seating" which are the essential elements of the Harmon Technique for schoolroom improvements as developed under the supervision of Dr. Darell B. Harmon, Executive Director of the Inter-Professional Commission on Child Development.

Luminall paint is used in these p/l/f/s programs because it combines high light reflection and complete light diffusion. Covers in one coat; dries in 40 minutes; is very economical. Comparable efficiencies to those obtained in schools may be expected in many types of factories, workrooms and offices.

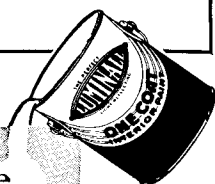
The makers of Luminall will be glad to forward a copy of Dr. Harmon's "LIGHT ON GROWING CHILDREN," reprinted from Architectural Record. On receipt of sketches showing dimensions and details of schoolroom, specifications will be furnished according to the Harmon Technique without cost or obligation. NATIONAL CHEMICAL & MFG. CO., 3617 S. May Street, Chicago 9.

**Paint New Plaster  
with Luminall**

You can use Luminall over new plaster—the moisture in the plaster will not damage it. Luminall has a porous film that allows moisture to escape through it. No long waiting for plaster to dry before delivering a structure fully decorated! Send for your copy of PAINTING FOR LIGHT AND DECORATION, a useful and comprehensive 24-page book on casein paste paint and specifications for applying Luminall.


**LUMINALL**

the light-reflective  
paint for interiors





You are looking at  
a revolution in  
low-cost home design!



*Stran-Steel Home, the "Brighton,"  
built in Florida from a design by  
O'Dell, Hewlett and Luckenbach, Detroit.*

## STRAN-STEEL ARCH-RIB HOMES

Eligible Structurally for FHA Mortgage Insurance

Never before have you been able to design homes that are so truly modern in the best sense . . . and see them built for \$4,000 to \$6,000! Never before have you had so many stimulating design opportunities in the great low-cost field.

Stran-Steel Homes are built with local labor and collateral materials around Stran-Steel arch-rib framing and exterior steel sheathing. This superior framing not only provides great strength, durability and safety—but, with its patented

nailing groove in arch ribs and studs, it also permits practically endless variations in interior and exterior design.

Ideal for project and community developments, Stran-Steel Homes are spacious, comfortable, easy to maintain. Your local Quonset dealer can show you Seward H. Mott's site plans for communities of 25, 100 and 1,000 homes, as well as provide you with complete information on Stran-Steel arch-rib home construction. See him soon.

### GREAT LAKES STEEL CORPORATION

Stran-Steel Division • Dept. 36 • Penobscot Building • Detroit 26, Michigan  
UNIT OF NATIONAL STEEL CORPORATION







You'll build or  
remodel better with  
**Gold Bond**

Children's Aid Building, Delaware Avenue, Buffalo, N. Y. James W. Kideney, Architect.

## Extra working space... *and Quiet, too!*

**D**ESIRABLE features in any new office building are roomy, sound-conditioned offices with a minimum of distracting noise from adjoining offices. The new Children's Aid Building on Delaware Avenue in Buffalo has all these features—thanks to Gold Bond!


The *extra working space* results from the use of the famous Gold Bond 2 inch solid partition with patented flush type metal base, in place of old style 6 inch walls. These sturdy metal and gypsum partitions, which are fireproof and crack resistant, greatly reduce the transmission of room-to-room noises, too! From the architect's standpoint, they also mean less weight, faster construction, and *lower costs*.

To cut down and absorb noises *inside* each office, Gold Bond Macoustic ceilings were specified. These ceilings of Macoustic acoustical plaster combine a comparatively smooth monolithic finish with unusually high sound absorption—.50 at 512 frequency. Macoustic, a gypsum-base product, is fireproof, vermin-proof, and absolutely permanent. No special tools or specially trained applicators are required.


You'll find Gold Bond partition systems and sound control products described in detail in our section of Sweet's. For special information, write to,

**NATIONAL GYPSUM COMPANY**  
BUFFALO 2, N. Y.

*Over 150 Gold Bond Products including gypsum lath, plaster, lime, wallboards, gypsum sheathing, rock wool insulation, metal lath products and partition systems, wall paint and acoustical materials.*



THE EARLY STAGES. Showing the Gold Bond 2 inch solid partitions in place with the patented flush type metal base. Partially scratch coated job shows sturdy metal reinforcement.



THE JOB WELL ALONG. The finished space-saving walls are trim looking, fireproof, and highly resistant to impact and cracks. Ceilings of fireproof Macoustic acoustical plaster.






*Things Go  
More Smoothly  
in the Shade!*

**PRODUCTION INCREASES, EMPLOYEES WORK BETTER  
IN ROOMS KEPT COOLER AND SHADED WITH**

## **KOOLSHADE** *Sun Screen*


Production lines, office work—and life in general—go along more smoothly in rooms shaded from the heat and glare of direct sunlight. With KoolShade Sun Screen any room is kept cooler, more livable, no matter how hot and scorching the sun. For KoolShade blocks up to 90 percent of the heat-producing sun rays, *outside* the window. It gives complete visibility, lets in plenty of clear, diffused light; will not rust, rot or rattle. Requires no painting, no maintenance; is fire-proof, easy to install, and what is more, makes a perfect insect screen.



KoolShade is in effect a miniature venetian blind—its paper-thin bronze "slats" permanently set at the proper angle to block the hot sun rays *outside* the window.

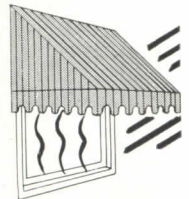
### **KoolShade Proved Most Efficient of All Shading Devices!**

Comparative tests with other shading devices prove conclusively that KoolShade Sun Screen is by far the most effective in cutting temperatures in rooms exposed to the sun. In KoolShade-protected rooms, only 12.5% to 18.2% of sun-ray heat enters the room. That's 81.8% to 87.5% efficiency! And there's still complete visibility and plenty of glareless, diffused light. (Comparative figures from the American Society of Heating and Ventilating Engineers and Pittsburgh Testing Laboratories.)




**UNSHADED WINDOW**—100 percent of direct sun-ray heat enters. Affords complete visibility but rates zero in heat-stopping efficiency.

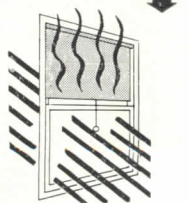
**CANVAS AWNING**—plain. 28 percent of sun-ray heat enters. Light and visibility much reduced. 72 percent efficiency.



**INSIDE WINDOW SHADE**—buff, half-drawn. 68 percent of sun-ray heat enters. Reduced visibility. 32 percent efficiency.



**INSIDE VENETIAN BLIND**—covering full window, slats at 45 degrees. 58 percent of sun-ray heat enters. Almost no visibility.



MAIL THIS COUPON TODAY

Ingersoll Steel Division  
Borg-Warner Corp., Dept. M6  
310 South Michigan Ave., Chicago 4, Ill.

Please send free sample and literature, also the name of my nearest KoolShade distributor.

Name .....

Firm .....

Address .....

City ..... State .....



PRODUCT OF  
**BORG-WARNER**

Ingersoll  
**KOOLSHADE** SUN SCREEN

\*Trade Mark Property of **INGERSOLL STEEL DIVISION • BORG-WARNER CORPORATION**




EXCLUSIVE JOSAM DEVELOPMENTS OVER THE YEARS



JOSAM  
DOUBLE DRAINAGE DRAINS



JOSAM  
ROOF DRAINS




JOSAM  
GREASE INTERCEPTOR



JOSAM  
TRIPLE DRAINAGE DRAINS



JOSAM  
SHOCK ABSORBER



JOSAM  
SEWER VALVE

**NOW...**




PRESENTS A SENSATIONAL NEW  
DEVELOPMENT IN FLOOR DRAINS

THE *Josam* ADJUSTABLE TOP  
**LEVELEZE** FLOOR DRAIN  
LEVELS EASY

WITH THE *rolled* THREAD

DOUBLE DRAINAGE FLANGE  
WITH WEEPHOLES; FLASHING  
CLAMP DEVICE OPTIONAL

THREADED OUTLET  
SHOWN; INSIDE CAULK  
OUTLET OPTIONAL



SERIES 3610  
with deep set tractor grate shown  
SERIES 3510  
with anti-tilting grate optional

LOCKING SET SCREW

Available in  
Cast Iron, lacquer finish or  
galvanized, or Cast Iron  
Body with Brass Top and  
Grate, or All Brass or Everdur

Patent Applied For

Now... New... and Exclusive... JOSAM offers the floor drain to solve drainage problems caused by variations in floor levels.

Now... where the drain has been set too high or too low... or where floor level is changed — for any reason — after the drain is installed, simply elevate or depress the adjustable top of the JOSAM LEVELEZE Floor Drain and presto — the new level is met, drainage is assured and the cost of adjustment is negligible.

Now... The New JOSAM LEVELEZE Floor Drain with the rolled thread — made by the originators of double drainage and triple drainage — puts an end to large floor areas with improper drainage.

Adjustable strainer floor drains are accepted today as good plumbing practice... because the strainer can be adjusted to compensate for variations in floor levels and so assure complete drainage. The JOSAM LEVELEZE Floor Drain applies the same principle to large

areas such as found in commercial and industrial buildings, packing houses, garages, hangars and laundries; in storage rooms, factory areas, basements, areaways, promenades and similar spaces.

The JOSAM LEVELEZE Drain is installed with the adjustable top in "neutral" position — which permits the top and grate to be raised or lowered to the proper level for drainage.

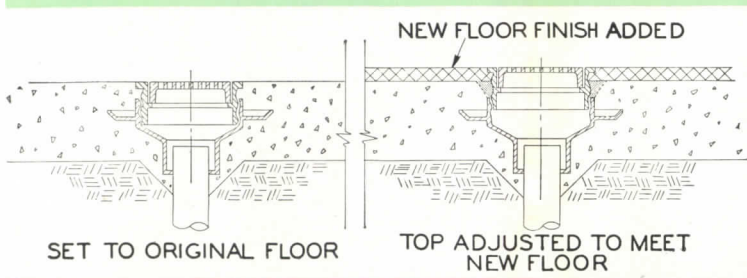
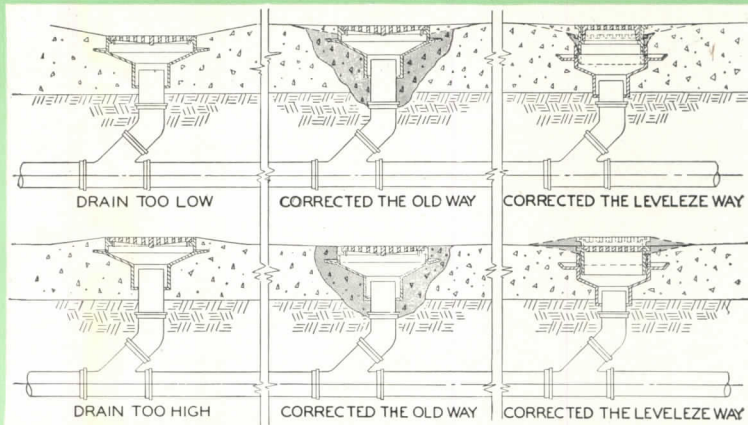
A few of the many ways in which the JOSAM LEVELEZE Drain meets the problems of building construction and renovation are illustrated at the right; and they only "scratch the surface."

To assure satisfactory drainage and to keep down costs of construction and for maintenance and alterations, use JOSAM LEVELEZE Adjustable Top Floor Drains with the Rolled Thread. Detail drawings and further information available upon request. Write today!

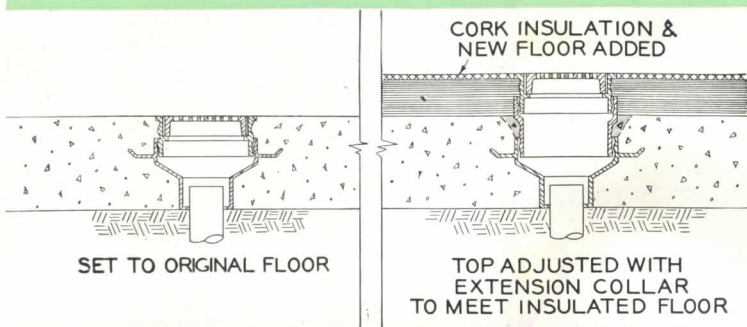


# EASILY SOLVES MOST OF THE PROBLEMS CAUSED BY VARIATIONS IN FLOOR LEVELS...

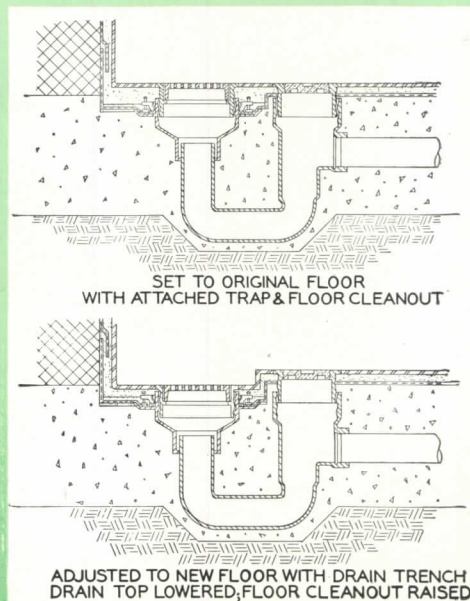
Where the drain has been set too high or too low in concrete floors, formerly it was necessary to tear out floor construction, disconnect drain, remove nipple, install new nipple, reconnect drain at proper level and patch floor. NOW all that is required is to chip out finish, loosen adjustable top, adjust top to proper elevation and patch finish. Drain body and arch are not disturbed. Time and labor are saved; costs reduced.



To refinish an old floor with new finish or covering, chip out old finish, loosen adjustable top, adjust top to new level for terrazzo, tile, linoleum, composition, wood block, brick or other floor finish, patch old finish and apply new finish — without disturbing drain body or drain piping or impairing arch.



For extra thick floor finish or construction, an extension collar can be furnished to fit body and adjustable top, to meet any desired level.



JOSAM LEVELZE Drain can be furnished in combination with JOSAM LEVELZE deep seal "P" trap with rolled thread, adjustable cleanout and flush floor cleanout and with or without backwater valve. Adjustable cleanout top meets any of the conditions mentioned above; and it also permits drain top and cleanout plug to be set at different levels.

The adjustable top is completely detachable from drain body with very little effort; and it is held in any position by a set screw until floor construction sets. This feature expedites repairs to floors, installation of brass top or floor covering or conversion of floor to another use without disturbing drain body or drainage lines or cutting arch.

## JOSAM MANUFACTURING COMPANY

GENERAL OFFICES, FERGUSON BUILDING, CLEVELAND 14, OHIO • PLANT, MICHIGAN CITY, INDIANA

Representatives in all Principal Cities

JOSAM-PACIFIC CO.—West Coast Distributors  
765 Folsom Street • San Francisco, California



EMPIRE BRASS CO, LTD.—Canadian Distributors  
London, Ontario, Canada



**York & Sawyer detail a hospital...**



**Mesker Metal Windows**

**“Sunlight and fresh air, so essential to cheerful convalescence are assured in modern hospital design through the use of easy-operating, slim-lined metal windows.”**



For your copy of the Mesker Book of Hospital Windows, write to Mesker Brothers, 4338 Geraldine Avenue, St. Louis 15, Mo.

Delineation by  
Paul F. Watkeys  
of  
York & Sawyer  
Architects  
New York




# Announcing OAKTRED

THE ONE-PIECE FLOOR THAT HELPS SELL THE HOUSE



*Oaktred is the type of flooring often used in luxurious residences like this...*

OAKTRED, the modern durable one-piece flooring is now in large scale production at the request of the National Housing Agency in order to make this quality flooring available to a much wider field of building operations for both single and multiple dwellings at an economical price.



*...now available because of large scale production for low-cost housing like this*

# OAKTRED

THE MODERN ONE-PIECE FLOORING

OAKTRED flooring, a scientifically formulated composition, is poured in place and sets in one piece. It is seamless, sanitary, fireproof, insect and rodent proof. It is resilient and does not dent, rut or splinter. OAKTRED insulates against heat and cold. It is not a floor covering but a permanent flooring composed of kiln-dried oak flour, asbestos fibres and chemical binding agents.

WRITE FOR FULL PARTICULARS,  
DELIVERIES AND PRICES

**KOMPOLITE**  
**BUILDING MATERIALS INC.**


111-115 Clay St., Greenpoint, Brooklyn 22, N.Y.

For 40 years KOMPOLITE MEANS FLOORS  
FOR EVERY REQUIREMENT — Plastic Marble,  
Terrazzo, Composition, Cement Finish,  
Asphalt Tile, Rubber Tile, Cork Tile and  
Industrial Flooring.

OAKTRED is available for immediate delivery. Comes in a standard oak color and in dry form. Requires only water for mixing on the job. Installed by a mason. Sets in 4 to 6 days and is then sanded and finished. Can be finished in a variety of ways and scored, if desired, to any pattern. Produces a beautiful and durable floor that increases the saleability or rentability of any residence.




# Practical applications of



**TWINDOW**, Pittsburgh's new window with built-in insulation, is designed to serve usefully in almost every kind of structure from public buildings to residences. The Twindow unit is made up of 2 or more panes of glass with a sealed-in air space between. The 2-pane Twindow unit cuts heat loss through windows nearly in half. Its insulating effectiveness is even greater when Twindow consists of three or four panes of glass with corresponding air spaces. Twindow minimizes downdrafts, cuts heating costs, helps to prevent steamed windows.

**PC GLASS BLOCKS** are being specified more and more frequently for use in swimming pool enclosures. And for good reasons: These modern blocks transmit daylight generously, directed and diffused as desired. They preserve privacy . . . an essential in such applications. They are exceptionally attractive in appearance. And their excellent insulating properties contribute to uniform, economical heating. Supervising architects: Harold Bush-Brown and J. H. Gailey. Designer: M. L. Jorgensen.



PITTSBURGH PLATE GLASS COMPANY



# Glass in public buildings



**THE GREATLY INCREASED WINDOW AREAS** characteristic of most public buildings being designed today, make the selection of the proper glazing material more important than ever before. Many architects to be certain of quality glass, standardize on Pittsburgh Glass. Pittsburgh Polished Plate Glass for flawless transparency and maximum surface beauty. Pennvernon Window Glass to meet all sheet glass requirements. And Twindow, Pittsburgh's new window with built-in insulation, for applications where insulating efficiency is desired. Architects: Victorine and Samuel Homsey.



**TOILET ROOMS OF DISTINCTION** in public buildings throughout America reflect the special qualifications of Carrara Structural Glass for the walls, stiles and partitions of such installations. Carrara is sanitary, good looking, impervious to moisture, chemicals, pencil marks. It won't fade or stain or absorb odors and won't check or craze. It is easy to keep spotlessly clean and perfectly reflective. Available in ten pleasing colors.



**TRANSPARENT STAIR RAILS** offer interesting design possibilities to architects. The use of Herculite Tempered Plate Glass for this purpose has proved completely satisfactory. Herculite is approximately four times as strong and flexible as ordinary Plate Glass, and six times more resistant to impact. Architects: Reinhard & Hofmeister and Harrison & Foulhoux.

*We believe you will find much to interest you in our illustrated booklet of ideas concerning the use of Pittsburgh Glass in building design. Send the coupon for your free copy.*

★ Design it better with

## Pittsburgh Glass



*"PITTSBURGH" stands for Quality Glass and Paint*

PITTSBURGH PLATE GLASS COMPANY

Pittsburgh Plate Glass Company  
2086-7 Grant Building, Pittsburgh 19, Pa.

Please send me, without obligation, your free booklet entitled "Ideas for the Use of Pittsburgh Glass in Building Design".

Name.....

Address.....

City..... State.....



**HERE'S HOW G.E.  
CAN HELP YOU PLAN  
AN X-RAY DEPARTMENT**



Planning the X-Ray Department—one of the most important departments in any hospital regardless of size—is a project which demands careful coordination of the knowledge, judgment, and experience of every individual immediately concerned . . . the architect, the hospital superintendent, the radiologist, members of the building committee, and the x-ray manufacturer.

For many years G.E. X-Ray has been privileged to cooperate with the nation's top-flight hospital architects in

the planning of x-ray installations ranging from compact, low-power units to modern 1,000,000-volt therapy apparatus . . . cooperation which has insured the greatest convenience and operating efficiency in the X-Ray Departments of the world's finest hospitals.

Hospital architects and administrators find our layout engineers a reliable source of information and practical suggestions, based on knowledge accumulated over the years in working out detailed plans for


hundreds of specialized X-Ray and Physical Therapy Departments.

And their suggestions include details, seemingly minor to the uninitiated, yet exceedingly important in the long run. For facts concerning this service, address General Electric X-Ray Corporation, 175 W. Jackson Blvd., Chicago 4, Ill., Department 2582.

**GENERAL ELECTRIC**  
**X-RAY CORPORATION**



FOR MODERN INTERIORS USE PLASTER



Kleinhans Music Hall, Buffalo, New York.  
F. J. & W. A. Kidd, Arch.; Eliel Saarinen, Asso. Arch.

## SABINITE\* PLASTER *absorbs noise*

Like a dry sponge soaks up water . . . SABINITE absorbs noise and reduces reverberation.

The architect employs SABINITE to provide modern quiet offices—better reception in auditoriums and churches—a more restful atmosphere in restaurants and hospitals.

A welcome advantage is the fact that both the design and application follow standard practice. For the unbroken surface of SABINITE

acoustical plaster finish is as unobtrusive as the plastered walls themselves.

SABINITE combines sound absorption, decoration, light reflection, fire resistance—all in one material which is applied by any good plaster craftsman. It is easily cleaned and maintained. This results in saving time and money which means full value in noise quieting per dollar.

Send for literature giving complete details.

\*SABINITE used above is a registered trademark which distinguishes the acoustical plaster manufactured only by the United States Gypsum Company.



# United States Gypsum


**For Building • For Industry**

Gypsum • Lime • Steel • Insulation • Roofing • Paint



"Homes of Distinction"  
HAVE

**MODUFLOW**



Homes of Distinction  
*in Beautiful*  
**CLAYTON GARDENS**  
JOHN C. GROSS - "COMFORT UNLIMITED" - SALES AGENT  
DEVELOPER  
BERNARD F. McMAHON ARCHITECT  
**Moduflow**  
LACLEDE  
BOND-MORTGAGE CO.

BUILDER:  
John C. Gross Construction Company  
St. Louis, Missouri

ARCHITECT:  
Bernard McMahon  
St. Louis, Missouri

HEATING EQUIPMENT:  
American Furnace Company  
St. Louis, Missouri

ONE of the largest housing undertakings in the St. Louis area since the war is the Clayton Gardens project—125 dwellings, designed by Bernard McMahon to meet the latest standards of living comfort and built by the John C. Gross Construction Company.

Called "Homes of Distinction," these houses, ranging in design from ranch type to Colonial, include such progressive features as interior gardens, built-in radios, accordion-acting leather doors, weatherstripped aluminum windows and *Moduflow*.

It's to be expected that Moduflow would be found in these homes because this heating control system is one of the new features that distinguishes any truly up-to-date home built today. In large homes and small, in community developments and single unit projects, Moduflow has literally "taken hold." And there's good reason for this acceptance. Moduflow puts an end to the drafts and chilly periods caused by intermittent heat supply and instead furnishes heat continuously with the supply always in balance with heat loss. When you specify Moduflow control for the homes of your clients, you're assuring them of the ultimate in heating comfort—a must in every home of distinction.

Minneapolis-Honeywell Regulator Company, 2600 Fourth Avenue South,  
Minneapolis 8, Minnesota . . . . In Canada: Toronto 12, Ontario.

MINNEAPOLIS  
**Honeywell**  
CONTROL SYSTEMS



## "GET IN AND PUSH"

**A**N eighty-year-old vehicle is bound to be a cumbersome affair, creaking at the joints, piled with useless baggage, with sprung axles and maybe its brakes rust-set — unless it gets a periodical overhauling, and an internal-combustion engine replaces the old Percherons. Perhaps jet-propulsion is needed. It may even be headed in the wrong direction for those who really want to go to town. (Any resemblance to any organization, living or dead, is purely and purposefully coincidental.) At least, or at last, it has had the temerity and the tolerance to ask for a candid shot of itself so that it might see itself as others see it. It got that candid shot! Carl Koch delivered it most courteously by invitation at the A.I.A. Convention in Grand Rapids. (For the text of his remarks, see Page 103.)

The picture, taken with strong and carefully focused lights, showed up the shadows and furrows on the erstwhile noble features, blemishes indicative of past sins both of commission and omission. There were lines of reaction, of negative action, of no action. And the attitudes struck toward housing, public relations, government agencies, industrialized housing, competitions, and young practitioners, were found by the younger group to be stiff or downright ugly.

The picture was a shock to some, a revelation to others, a shot in the arm, a challenge. While some denied or disavowed the portrait, or rose to defend the subject, "No, we don't look like that — we're much better looking," others felt, "We need a rejuvenation treatment and some healthful exercise." The effect of the candid shot was and is salutary, rude-awakening or not. It was awakening, and even those who defended the old vehicle joined in voicing the invitation to "get in and push."

Defenders of the venerable vehicle and advocates of overhaul both had, and will have, their say. We invite frank and open discussion — there is room for difference of opinion, directly opposite opinions. What is yours? Voicing your convictions is one way to "get in and push."

In one direction, at least, the old vehicle made real progress in living up to its pledge to make the profession "of ever greater service to society." I refer, of course, to the pre-convention seminars devoted to the discussion of the problems of Schools, Hospitals, and Urban Planning. The exchange of ideas, information, and experience — the thrashing out of theories and practices — made a distinct contribution to better architecture. There was universal acclaim, and a demand for the continuation and expansion of the seminar program, nationally, regionally, and locally. The program was hailed as the most significant development in architect-education since the invention of the printing press. It is a push on the constructive side of A.I.A. activity. Others will develop as more accept the invitation and the challenge to "get in and push." In the meantime — what are your ideas of the issues raised by Carl Koch's candid shot?

*Kenneth K. Stowell*

EDITOR




Robert Maillart built bridges using tensile and compressive properties of reinforced concrete to the ultimate, and their grace is inherent in the structure. So radical in theory were they to the engineers and so unusual in form to the public that, for the most part, their building was confined to remote Alpine valleys. Here, it is said, Maillart found mountain workers eager to cooperate in effecting the considerable economies implicit in his engineering theories and manipulation of materials



Mischol Photo

Few actual drawings of his bridges are extant since so many details came extemporaneously during his operations at the site. Directly above is the three-hinged-arch Salgina Bridge (1930) near Schiers. Spread at top is a bridge over the Arve near Geneva with detail of the underside, showing the system to be one of three parallel three-hinged arches (1937). At right is a bridge over the Thur near Felsegg, also with detail of the underside, showing two three-hinged arches in parallel (1933)



P. Boissonas Photo

## ON THE FORCE

*By Sigfried Giedion*


The appeal on these pages for a world-wide reform in architectural education was made by Sigfried Giedion, eminent Swiss critic, at the recent Princeton University Bicentennial Conference "On Planning Man's Physical Environment." The reproductions here are from photographs, assembled by Dr. Giedion, to be part of an exhibition of Robert Maillart's work shortly to go on nationwide tour through the Museum of Modern Art, New York City.

Robert Maillart, 1872-1940, after studying engineering at Zurich, entered the firm of François Hennebique, pioneer in reinforced concrete. Between 1912 and the Revolution, Maillart built factories in Russia, returning thereafter to build bridges in his native Switzerland. At his death he was little known or appreciated, particularly in the world beyond the Alps

H. Wolf-Bender's Photo







## OF ESTHETIC VALUES

**T**HERE can be no doubt that the purpose of this session is to look beyond the utilitarian and functional values of the human environment and to assume the existence of esthetic and spiritual values.


To begin with, we don't believe that esthetic values can be arbitrarily added to or subtracted from an object. Esthetic values are inherent in things. They emanate from them, somewhat as odors do from food or from flowers. And like intangible perfumes they determine our sensitive or emotional reaction.

Esthetic impacts influence us at all moments. Consciously, or in most cases subconsciously, they provoke friendly or hostile reactions. They escape from our rationalistic strongholds, directly back to our emotions and therefore out of our control.

This means esthetic values are no simple trimmings but indeed have their roots in the depth of the soul. Their impact on man's decisions reach even into the



P. Boissonas Photo



H. Wolf-Bender's Photo







D. Engler Photo

Left: Chatelard Aqueduct (1925-26), Canton Valais. In this structure, the arch starts its spring from the abutments with more or less orthodoxy, to fuse in mid-span with the box girder which itself, economically, carries the water. Above:

most practical problems, into the shaping of things of daily use — cars, bridges — and above all, of our human environment.

If man's esthetic or, as we would prefer to express it, if man's emotional needs are not satisfied, he will react immediately. He will reject most violently the slightest deviation from his esthetic standards. He will do everything in his power to shape things according to his emotional convictions.

#### *For Example:*

We have in Switzerland the case of Robert Maillart, the bridge-builder who died without the opportunity to erect in any of our cities an arch in the pure forms which he mastered like no one else. His bridges were permitted only in remote mountain valleys, because they were cheap and, above all, because nobody was supposed to see them. Why? Their extreme lightness and elegance offended the taste of the laymen and the specialists. They hated their soaring strength. Said one: "We have had enough of this puff pastry."

In Berne, where Maillart's bridges had to span the river Aare, he was forced to disguise them completely with heavy granite stone-work, thus annihilating his own elegance. The officials preferred massive bridges.




It made no difference whatsoever that this massiveness was very costly. It satisfied their emotional needs.

Today we can observe this astonishing dictatorship of esthetic values or emotional needs in every country. One can admire the officials concerned with building parks and highway systems for the keenness of their conceptions, but the moment they have to do with architecture their keenness vanishes. We then see them clinging anxiously to 19th-century habits. This is a world-wide official disease.

The emotional training of the average man lags far behind the advanced nature of his thinking. The whole disaster of 19th-century architecture derives largely from this divergence. And, as T. S. Eliot says, "The 19th century still lingers on into the 20th!"

In our period, feeling seems to be much more difficult than thinking. Man is able today to invent nearly everything he wants in science and in all kinds of gadgets. But as soon as we approach the emotional, or if you prefer, the esthetic sphere, we immediately meet the strongest resistance. This was not always so. It was often the reverse. Artists like Michelangelo, in spite of their keen and revolutionary inventions, were conscripted by the Pope like present-day atom-physicists by the government. But scientific thinkers like Galileo were condemned and outlawed for their discoveries, just as today





stiffened-arch foot-bridge with reverse curve, near Wuelfflingen (1933). Above, right: Cement Industries Hall for the Swiss National Exhibition, 1939; arch spans 55 ft., is 2½ in. thick. Right: Schwandbach bridge near Schwarzenberg (1933)

Top right: H. Wolf-Bender's Photo. Below: Giedion Photo

we exclude the inventors in the emotional field—creative artists—from public activity. The result is that esthetic values born out of the spirit of our period are ignored.

### *Humanity vs. Technology*

Today the immediate impact of esthetic or emotional values has grown to the utmost importance. Why? Suddenly we have become aware of our predicament. Suddenly and unavoidably, human needs must dominate the problems of production.

The task ahead of us seems nearly impossible and yet we must accomplish it. We must simultaneously shape elements and synthesis. Town planning, the highest expression of architectural synthesis—and not only in respect to the field of architecture—is normally mastered at the peak, or even at the end, of an era. So it was in Greece. So it was in the 13th century with its frantic founding of cities. And so it was in the late 18th century when urbanism of the highest spatial order was within the reach of every speculator.

But what happens today? Building techniques, as compared with other techniques, are lagging behind. How should people be housed? Flats, single houses? The very existence of the city itself is questioned. Look

at the esthetic uncertainty on the drawing boards the moment a larger synthesis is required, as in civic centers. And yet we have to work simultaneously at the beginning and at the end. For there is a revolt in the making, a revolt which can be no longer suppressed. This is the revolt of the humiliated human instincts.

May I draw a pertinent conclusion? We have to prepare the next generation for these enormous tasks lying ahead. The present curricula are insufficiently adjusted to the necessities of this period. The students feel it strongly, sometimes more strongly than their professors. In every country the same question pops up: "How should our training be organized so that we may realize the social, moral and emotional demands of our work?"

I will illustrate from my own field. History is often forced on students as if nothing had happened in architecture for the last hundred years. History is taught as if it were static, not dynamic. But history is dynamic. The past lies in us and acts in us. As Henri Bergson, the French philosopher whose shadow looms larger with the years, puts it, "the past gnaws relentlessly into the future." We must forge history into a weapon which will enable the coming generation to measure where they stand, to judge their strength and their weaknesses.

A world-wide reform in architectural education is necessary.



Light exterior surfaces are Buffneato marble; dark surfaces, Virginia greenstone. Metal trim is lacquered where dark; stainless steel, where light. Suspended tempered-glass sign has cast aluminum letters, sandblasted Santa Fe trade mark. Special display case (far right) is  $\frac{3}{8}$  in. plate glass with no metal frame, lighted by louvered cold cathode tubes in the channel, an extension of the door frame. Photo below: special glass on this side gives protection against sun, a problem around noontime in Los Angeles



## IMPLEMENT TO THE LURE OF DISTANCE

*Santa Fe Ticket Office, Los Angeles*

*Maynard Lyndon, Architect*

Julius Shulman Photo



THE purpose here was to provide "a city ticket office for the Santa Fe, distinct from sales counters in the Union Station some distance out of town." It opened recently on "Transportation Row," in company with new offices for T.W.A., United, Matson, and other air and steamship lines. The Union Pacific RR has occupied space on the same block for several years.

The effect on the public of the new office should be to advance considerably the romantic resurgence of Railroading, whose mighty whistles in the night are still among the most stirring declarations of man's achievement in bridging time and distance. It shows, moreover, numerous features of utility and economy to insure the efficiency of its purely practical operation.

For example, the enclosed consultation area (see overpage) for planning the "more elaborate itineraries and travel schedules, a feature new to Santa Fe" — emphasizes the "leisure, comfort and personal service" implicit in traveling by rail. The large windows were provided not only to permit maximum daylight for the entire office, but also to reveal dramatically the busy activity inside, and the stir and thrill of preparation for travel. They also disclose to broad view the Grand Canyon mural on a suspended plaster panel. Back of the display case (see right) is a small desk for the baggage agent.





Above and below: Merge Studios Photos

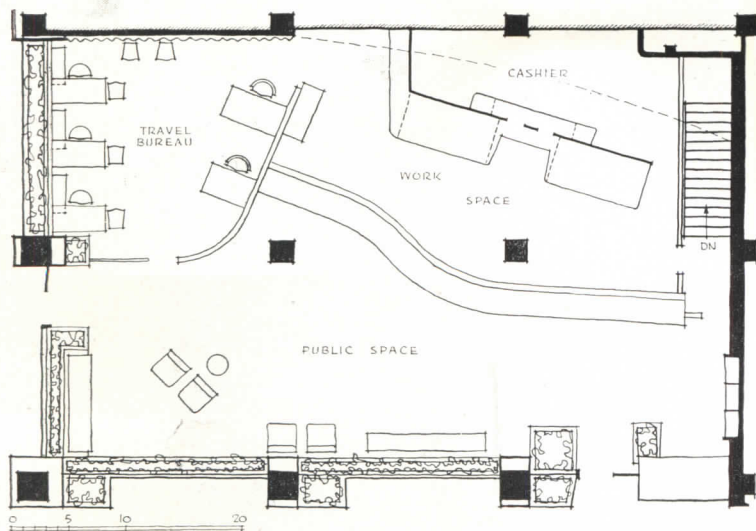






Merge Studios Photo

Above: ceiling is perforated acoustical board with trimmed edges to eliminate v-joints, painted pale yellow. Floor is Roman travertine. Above, across-page: cantilevered seats are supported by plates bolted through the under floor, are covered in coral tan leather to match the ceramic tile wall in background. Face of main counter is travertine; interior columns and top of counter are polished Belgian black marble. All other work surfaces in the main area and wall behind the main counter are blue-gray lacquer. Main counter has eight selling stations, each with stool, telephone, etc. Recessed light units have focussing lenses, can be serviced through 6-in. open ports in ceiling



Julius Shulman Photo









Merge Studios Photo

*Below, across-page: "Make-up" counters in back have hundreds of drawers for strip tickets; slide-back panels simplify drawer locking. Below and right: glass gate has special gravity supports and hinges; aluminum hand grip rotates. Woodwork here is bleached walnut; chairs, black kid; lime green rug, drapery*

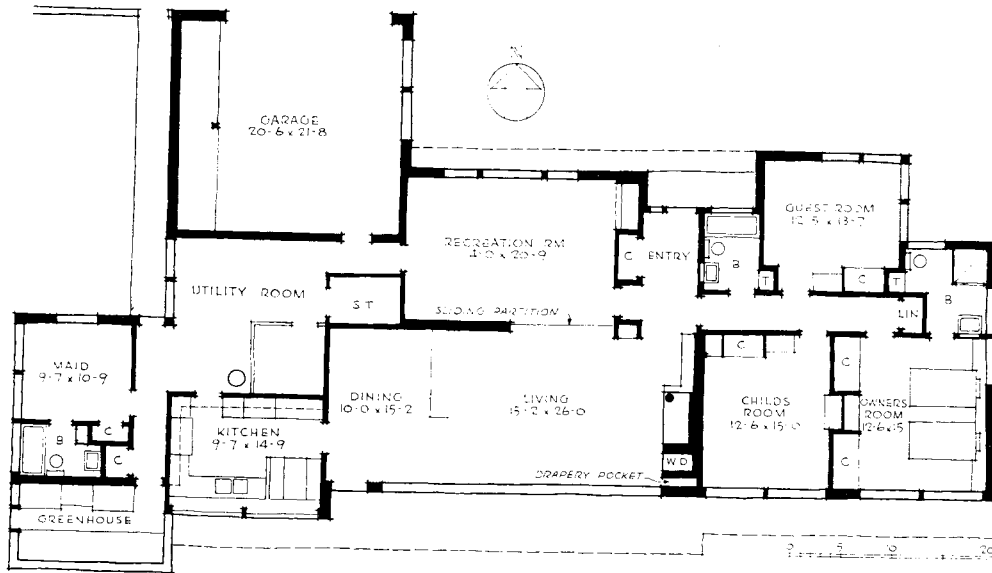

Julius Shulman Photo



Merge Studios Photo







*The convenient plan with every facility for gracious living is arranged to utilize the maximum of solar heat. Owner's room, child's room, living and dining room, kitchen and greenhouse all face south with maximum glass areas. The shading sun visor for summer use is partially fixed, partially movable, to allow full sun penetration when its heat is appreciated*

Hearin-Blessing Photos





# SOLAR + RADIANT PANEL + WARM AIR = COMFORT

RESIDENCE OF HOWARD M. SLOAN, GLENVIEW, ILL.


David Searcy Barrow, Architect

**A**s one of the foremost pioneers in the practical use of solar and radiant heating, Mr. Sloan is fully aware of both the advantages and disadvantages of such heating. He has built and lived in houses combining solar heating with a radiant panel system of pipes imbedded in the concrete floor. Always a perfectionist, he has in this new house sought to combine all the best features of solar heating, radiant panel heating, and warm air convection in one easily controlled, highly responsive system so devised also as to eliminate the least desirable features of each system. The result is simple, logical, ingenious, unique — and successful. And, what is more, summer cooling is provided.

A glance at the diagram and photographs on page 95 will explain the combined system. Solar heating is supplied on the south side by the expanse of thermopane windows mounted in wooden sash. Below these windows one sees in the photograph the base grilles along the entire length, through which warm air gently rises, providing warmth, ventilation, and eliminating stratifi-


cation. The space under the entire floor forms a plenum chamber some 16 in. high, constantly fed with warm air. Thus the entire steel floor (covered with  $\frac{1}{2}$  in. of Floorcrete, and the rug cushions and carpet) becomes one great radiant heating panel. With no concrete mass to heat or cool, "heat lag" is no longer a factor and the system responds quickly and automatically as solar radiation changes. The temperature of the steel floor above the plenum chamber during cold weather is only about 76°.

A system of dampers controls the flow of warm air from the gas-fired air conditioning unit. This unit has an input capacity of 120,000 Btu's for heating operation, and a capacity of 5 tons of refrigeration for cooling. The unit contains a gas-fired boiler or steam generator which during the winter cycle draws steam to a heating coil ahead of the fan section of the unit assembly. During the summer cycle, steam is delivered to the absorption refrigeration unit of the unit assembly. This one unit provides, therefore, the heating, humidifying, air






The living room and dining room are completely open to the southern view. Notice the grilles, at the base of the windows, from which warm air gently rises. Note also the shut-in effect, in the small photograph below, produced by traditional fenestration. The photographer's lights minimized the dark effect produced by these false panels which were set up to demonstrate the comparison of the new and old



cleaning, circulation and ventilation in winter — and in summer, cooling, dehumidifying, air cleaning, and ventilation.

Six separate ducts supply the warm air (or cooled air) to the six plenum chambers under the various rooms, the foundation footings forming the divisions between plenum chambers. Insulation below the plenum chamber is provided by 4 in. of cinders, covered by a 3-in. vermiculite insulating concrete slab which is topped by a moisture barrier of waterproof paper mopped with asphalt.

In addition to the recirculating of the air, which is returned at the ceiling to the conditioner, 300 cu. ft. per minute of fresh outside air is introduced. The air supplied by the conditioner on both the



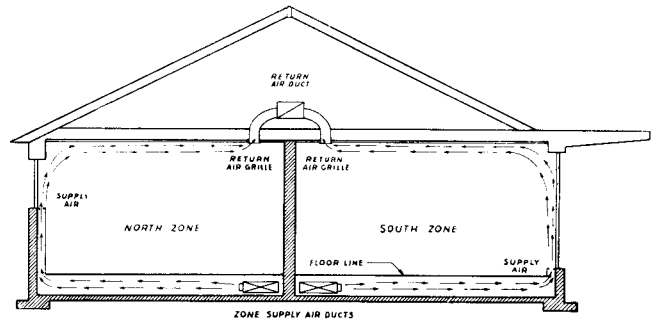






heating and cooling cycle is 2000 cu. ft. per minute. Because of the large dispersion through the grilles, air motion is positive, but never produces a feeling of draft, and air stratification is prevented. Naturally the structure of the house itself is thoroughly insulated.


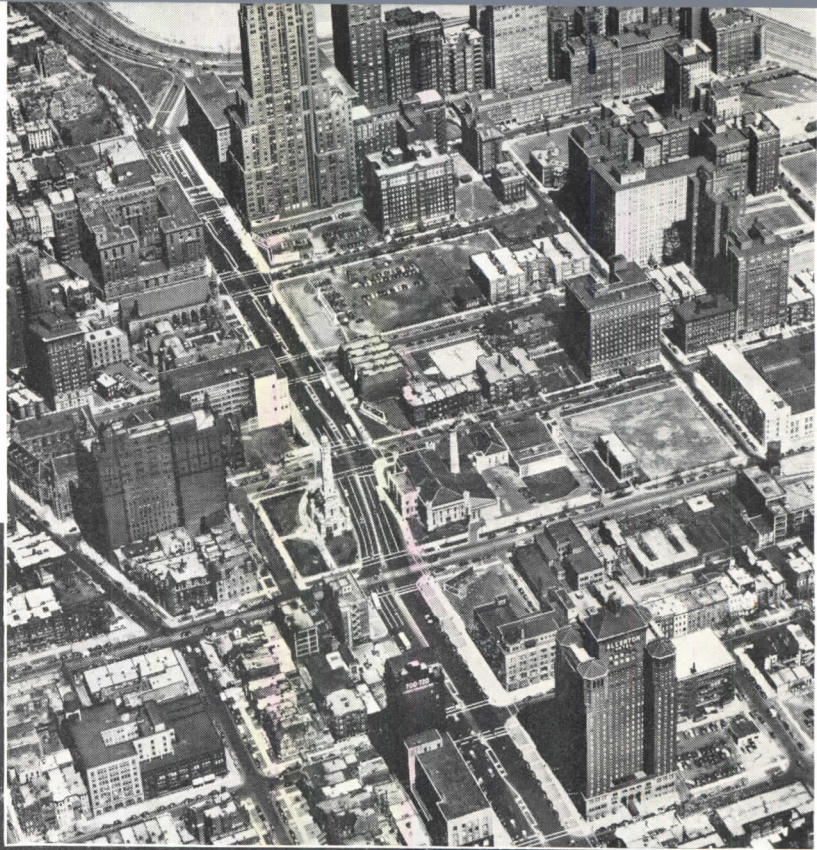
Above: the north side of the living room with dining portion screened at the left. Exhaust grilles are shown in the ceiling. Below: the complete Servel air-conditioning and heating unit, which is located in the utility room. Note return duct from the ceiling. Right: view of floor and under-floor construction, showing all-steel floor with supply duct and plenum chamber space below






Right: air view shows pump station (lower center), focal point of "Magnificent Mile" proposal. Photo of model below shows approximately same area with pump station replaced by plaza and ice-skating rink. "X"-plan buildings (upper center) are apartment houses, among new structures proposed for replanned area

Below: Hedrich-Blessing Photo. Right: Chicago Aerial Surveys Photo







Hedrich-Blessing Photo

## MAGNIFICENT MILE FOR WINDY CITY

*City Plan Proposal for Upper Michigan Avenue, Chicago*

*Holabird & Root, Architects*

CONCEIVED as a coordinate in the Chicago City Master Plan, "the initial impetus of which has been throttled by depression and war," according to John W. Root of the architectural firm acting as consultants to Arthur Rubloff and Co., promoters of the proposal. "this dramatic private project will perhaps encourage the city, its administration, and public to carry forward the other vast improvements so sorely needed."

The proposal, as illustrated in photographs of the model on these pages and the two following, would affect an area of about a mile along Michigan Avenue from the river to Oak Street, and east and west between St. Clair and Rush Streets. Alliterative enthusiasts have applied the title "Magnificent Mile."


Focus of the plan is on the city pumping station at the northeast corner of Michigan and Chicago Avenues (lower center in air view inset, across page). Plans call for demolishing this landmark and relegating its function, if necessary, to a subterranean station. The Water Tower, its historic companion piece across Michigan Avenue, will remain "as a monument to the spirit which

built a greater Chicago after the fire of '71." Dropping the pumping station below ground level might be coordinated, it is believed, with another major feature of the plan: construction of a two-level underground parking facility for approximately 1500 cars at one time (see next pages). Need for a pumping station in this area, however, would be eliminated entirely, the planners point out, by constructing the projected north-side filtration plant east of the Outer Drive.


At street level above the parking accommodations — to be built and operated by the city — the proposal calls for a landscaped plaza, with an ice skating rink in the tradition of New York City's Rockefeller Center. To the east of the plaza, the construction of a civic hall of music is contemplated.

From north to south, store and office buildings of about seven stories are planned, their fronts to be on Michigan Avenue. Behind them, cutting down the centers of present blocks and paralleling Michigan Avenue, would be landscaped promenades, not accessible to automobiles but presenting considerable added store





View of "Magnificent Mile" south along Michigan Avenue




Above view of model is from southeast showing open-front restaurant overlooking plaza; water tower to west (left). Bisected


frontages to pedestrian shoppers. Between the promenades and St. Clair and Rush Streets on the east and west, taller office and apartment buildings are envisioned, with shops on their ground floors facing both on the promenades and on the boundary streets. Facing on the plaza and skating rink, at convenient points, would be open-front restaurants.

New buildings planned for the area by participating interests include a six-story structure for Saks Fifth Avenue, designed by Holabird & Root, and a store for

View of model below indicates extent and arrangement of two-level parking garage, proposed for the city to construct and








*building in foreground is civic hall of music; note ramp to parking garage leading off St. Clair, eastern boundary street*


Bonwit-Teller, for which Shaw, Naess and Murphy are the architects. The first of these includes parking plans for 250 automobiles, the other for about 150. In addition to the parking facilities already mentioned, the planners suggest the city utilize the nearby Lake Shore Playground for an underground garage to contain 3000 car stalls.

The planners also advocate extension of the North Michigan Avenue "double deck," below present street level, from Grand to Chicago Avenue.

*operate. Providing spaces for 1500 cars at one time, it should perhaps be able to accommodate 5000 a day on a turnover basis*




Hedrich-Blessing Photos



*This view of model shows proposal north from the river*






Left: Samuel Kravitt Photo. Right: Powell Photo

Above, left: New President Douglas William Orr, Connecticut. Right, Vice President Searle H. Von Storch, Pennsylvania

# THE SEVENTY-NINTH



Above: Mr. and Mrs. Eliel Saarinen, Joseph D. Leland, Mrs. Edgar I. Williams, and Treasurer Charles F. Cellarius



Above: Mrs. Raymond J. Ashton, Mrs. Kenneth C. Welch, President Douglas William Orr, and Edward C. Kemper

**T**HE biggest convention yet, and one of the liveliest! Over six hundred delegates, members and guests gathered at the Pantlind Hotel, Grand Rapids, to determine policies, programs and presiding officers for the Institute's 81st year, to renew old friendships and make new ones, and otherwise to inform, educate, agitate or amuse themselves or their confreres.

First let's have a few convention highlights:

Eliel Saarinen, on receiving the Gold Medal of the Institute, responded with his inimitable charm, clear-thinking and sound philosophy, drawing an analogy between music and architecture.

The "moss-scraping" session on Contemporary Trends, shepherded by Walter F. Bogner, at which —

Guy Greer's self-styled sermon extolled the spiritual opportunities inherent in the coming decentralization with its physical changes in urban and regional patterns.

Henry Wright explained that the public wants leadership and inspiration from its architects, and showed where it *is* — and *is not* getting them.

Ernest Kump stressed the dual quality of true functional design — the emotional and the utilitarian:

Counterclockwise from upper left: Purves, Edmunds, Kaelber, Miss Manley, Segoe, Justement, Ashton, Haskell, Orr, Mrs. Edmunds, Churchill, Cellarius, Mrs. Kenneth Welch, Leland, Wurster, Richard Koch, Mrs. Ashton, Robinson





# CONVENTION OF THE A.I.A.




Utility and beauty; "All this and Heaven, too."

Douglas Haskell convincingly showed that differences between "science" and "art," or technology and design, exist largely in "our laggard minds"; proving that contemporary analytical methods are integrating and creative — and challenging the censor in the middle of the road as a "damnable obstruction."

(See the July issue of ARCHITECTURAL RECORD.)

And finally Carl Koch, with gloved knuckles, drove home the shortcomings of the A.I.A. from the point of view of the Young Practitioner.

That most constructive of program innovations — Pre-convention Seminars — was both popular and profitable. Its three discussion groups were informal, animated, and enthusiastically received. Both theory and practice in three fields were expounded and debated far into the night — on Urban Planning, Henry S. Churchill, chairman; on Hospitals, Marshall A. Shaffer, chairman; and on Schools, Franklin G. Scott, chairman. Thanks to the untiring efforts of Walter A. Taylor, Director of Education and Research, these seminars have set a precedent for future conventions.



Eliel Saarinen receives the gold medal of the American Institute of Architects and the congratulations of President Edmunds

Hon. George W. Welsh, Mayor of Grand Rapids, answers Robert E. Alexander as Ladislav Segoe, left, awaits his turn

Paul Gerhardt, Jr., stands by while Bransom Van Leer Gamber listens attentively to Louis Justement's persuasive argument



JUNE 1947

103

stable, in that we devised some 25 years ago that hybrid, bastard type of accommodation, which is known as 'semi-private.' One could dwell upon the word 'semi-private' as one might upon such words as 'semi-chaste' and 'demi-virgin.'

"I realize that the philosophy underlying a stratification of patients is more economic than social, but submit that the operating cost of a floor of single small units is not greater than that of so-called 'semi-private' beds. There is an increase in cost of construction, but since patient areas usually are only 20 to 25 per cent of the total area in a hospital, the additional cost is comparatively small. I ask for the single unit on the basis of esthetics, patient comfort, and also from the standpoint of epidemiology. It has been shown that in mili-

strongly in three features: (1) the study of the planning of a mental hospital, by Owen A. Luckenbach, for better care of the mentally ill is opening a whole new consideration of this type of hospital, in a building program that is bound to become important; (2) the presentation of Fort Hamilton Veteran's Hospital, done by Skidmore, Owings & Merrill, this being one of the early postwar hospitals in the \$770,000,000 building program of the Veterans Administration, in which will be incorporated the new medical and psychiatric therapy techniques developed in the war; and (3) the plan suggestions for mental facilities in the general hospital, by the U. S. Public Health Service, the basic idea of which is the beginning of mental therapy in the general hospital, rather than in the awesome "asylum."













DIAGRAM OF PATIENT TYPES AND TRAFFIC FOR NORTHVILLE STATE HOSPITAL

**SYMBOLS**

-  PATIENTS
-  VISITORS
-  DOCTORS
-  EXPANDING GROUP
-  STATIC GROUP
-  DECLINING GROUP
-  CONCENTRATED AREA

ADMISSION HOSPITAL 1.6%  
 PSYCHIATRIC TREATMENT 7.2%  
 ADMINISTRATION  
 MEDICAL HOSPITAL 3.1%

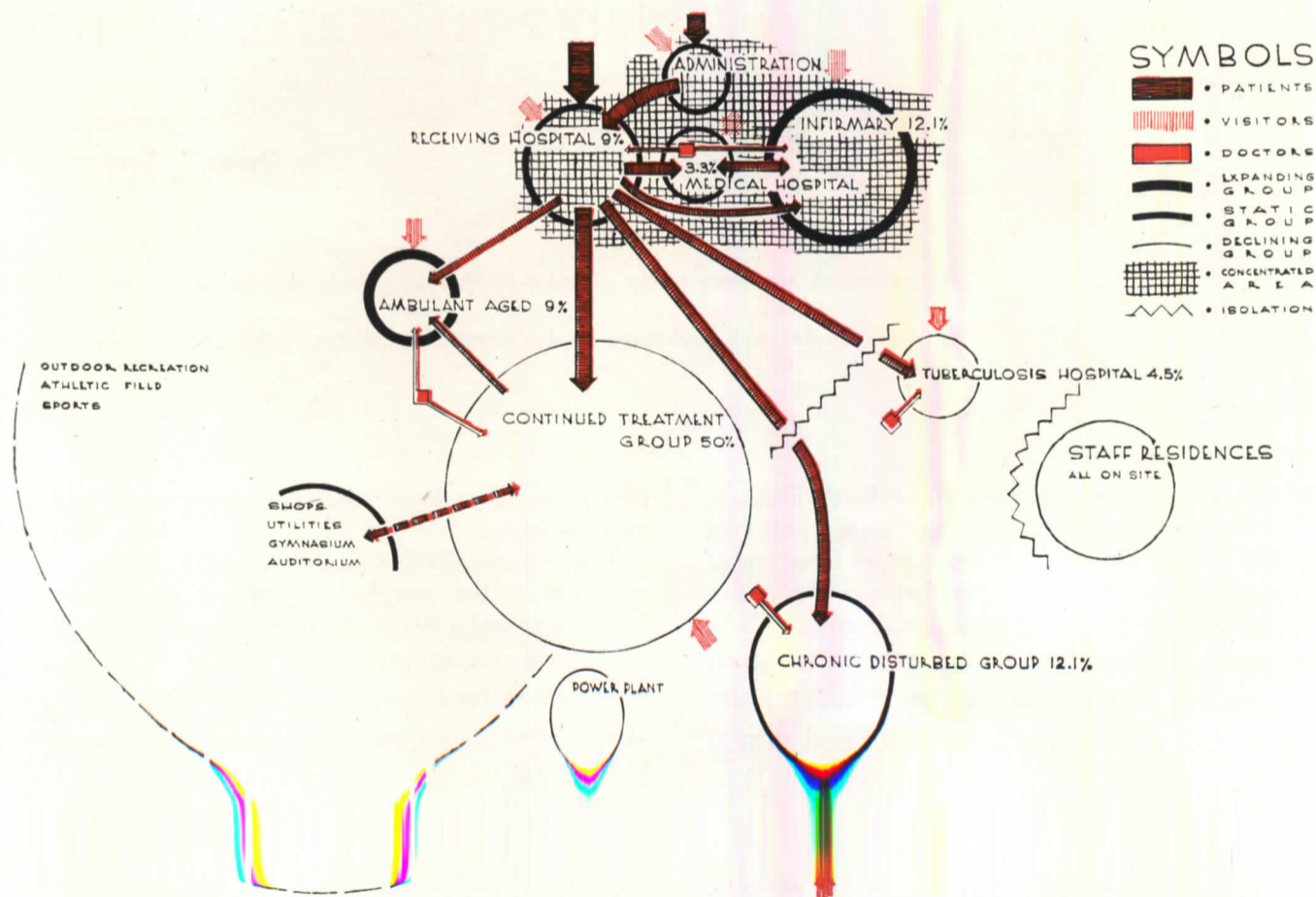



DIAGRAM OF PATIENT TYPES AND TRAFFIC FOR HOSPITAL





# HOSPITALS

ARCHITECTURAL RECORD'S BUILDING TYPES STUDY NO. 126

## HOSPITALS ARE FOR HUMANS

**D**EAN Joseph Hudnut, at the Ann Arbor Hospital Conference, told one of his little parables about a visit to a new hospital. Depressed by its dismal aspect, he inquired about its architect, and was told, "this hospital is so functional, was planned by so many experts, that we had no need for an architect."

Even an architect, faced with the complexities of hospital design, and with its unresolved debates, has a natural tendency to concentrate on technical matters, to forget that hospitals, like houses, are for humans. Indeed, for humans under abnormal stress.

There are seemingly endless discussions of medical techniques, of nurses' steps, of doctors' convenience, of economy in everything from laundry to medical records. There doesn't seem to be much concern with the patient's comfort, or with an environment conducive to cheerful convalescence.

At the Ann Arbor meeting, one strong voice was raised in a plea for more privacy for the patient; specifically, for a greater proportion of private rooms. The speaker was Dr. Basil C. MacLean, director of Strong Memorial Hospital, Rochester, N. Y.:

"Years ago we were accustomed to the barracks type, with from 30 to 40 patients in one large ward. Then, as hospitals became institutions more for cure than care, their facilities were availed of by rich and poor alike. A few single rooms were added in most hospitals for those who could pay. Then came the renaissance and a miraculous advance was made from the pen to the stable, in that we devised some 25 years ago that hybrid, bastard type of accommodation, which is known as 'semi-private.' One could dwell upon the word 'semi-private' as one might upon such words as 'semi-chaste' and 'demi-virgin.'

"I realize that the philosophy underlying a stratification of patients is more economic than social, but submit that the operating cost of a floor of single small units is not greater than that of so-called 'semi-private' beds. There is an increase in cost of construction, but since patient areas usually are only 20 to 25 per cent of the total area in a hospital, the additional cost is comparatively small. I ask for the single unit on the basis of esthetics, patient comfort, and also from the standpoint of epidemiology. It has been shown that in mili-

tary hospitals and barracks there is a correlation between upper respiratory illnesses and the number of men in the enclosed space. . . . Even in the modern penitentiary the inmate has a cell and toilet to himself. Let us hope that in time hospitals will offer accommodations which in privacy would equal that of a third rate hotel."

Perhaps the doctor's plea could be extended into another idea: the patient wants privacy, but only for the first few days of his hospital stay. Why not move him, after the worst is over, into something "semi-private"? Or at least into something less forbidding than the usual hospital room? And, as he becomes fully ambulatory, why not finally a sort of hotel accommodation, where his spirits can be raised, and his boredom ameliorated, by a club-like atmosphere?








As a matter of fact, this idea meshes right into a currently serious problem — the shortage of really good nurses. Concentrate seriously ill patients in a limited section of the hospital, with the best nurses. Move the ambulatory cases to some section less blessed with nursing talent. Finally they might get along with little more than maid service. Moreover, it has been pointed out that, due to regulations of hospitalization insurance programs, there is need for hotel accommodations for those who must become in-patients to take advantage of coverage for purely diagnostic services.

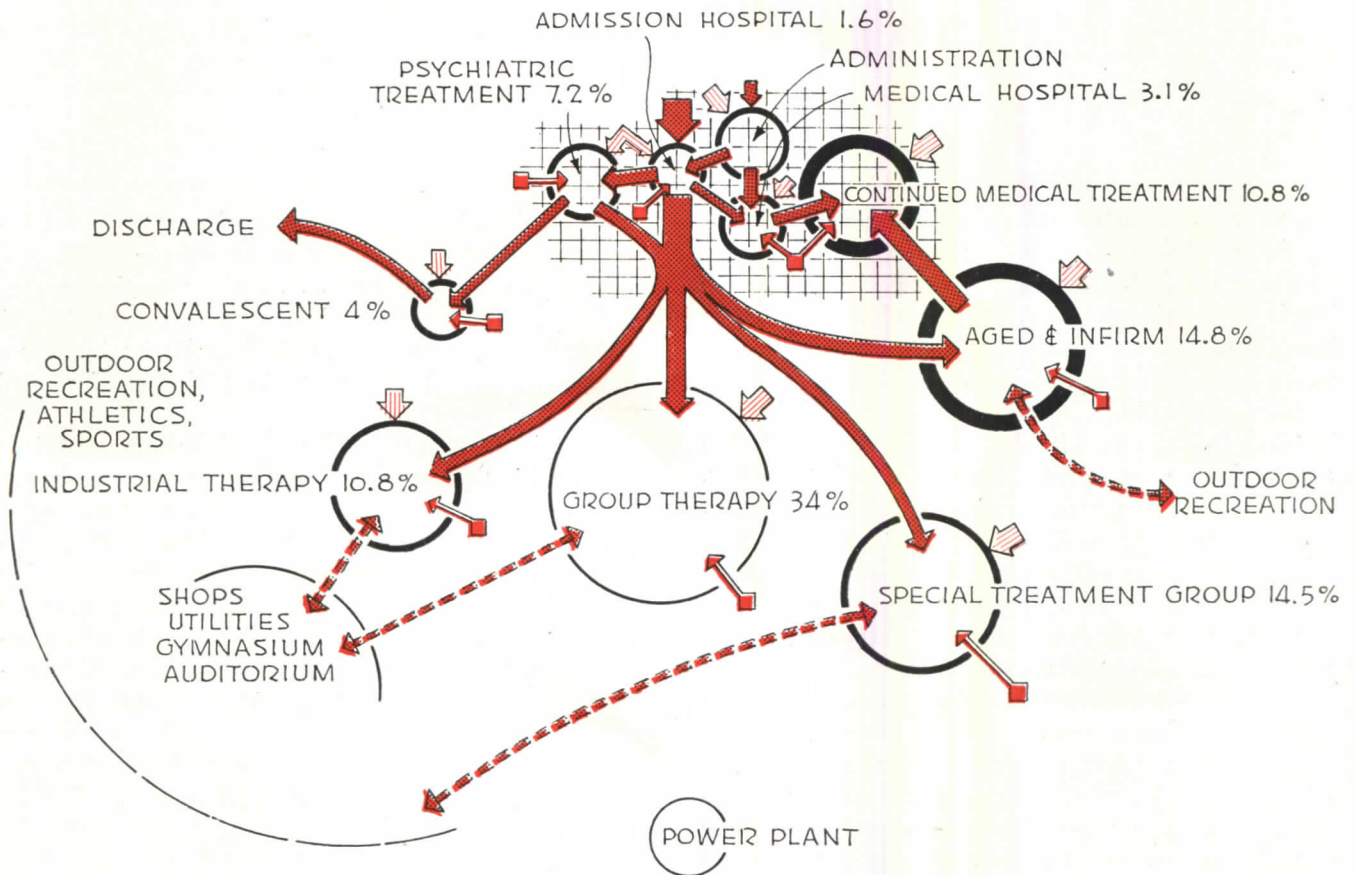
The theme of humanization of the hospital is discernible through this Building Types Study. It is seen most strongly in three features: (1) the study of the planning of a mental hospital, by Owen A. Luckenbach, for better care of the mentally ill is opening a whole new consideration of this type of hospital, in a building program that is bound to become important; (2) the presentation of Fort Hamilton Veteran's Hospital, done by Skidmore, Owings & Merrill, this being one of the early postwar hospitals in the \$770,000,000 building program of the Veterans Administration, in which will be incorporated the new medical and psychiatric therapy techniques developed in the war; and (3) the plan suggestions for mental facilities in the general hospital, by the U. S. Public Health Service, the basic idea of which is the beginning of mental therapy in the general hospital, rather than in the awesome "asylum."



# DIAGRAM OF PATIENT TYPES AND TRAFFIC FOR NORTHVILLE STATE HOSPITAL

## SYMBOLS

-  PATIENTS
-  VISITORS
-  DOCTORS
-  EXPANDING GROUP
-  STATIC GROUP
-  DECLINING GROUP
-  CONCENTRATED AREA



### PART OF CLINICAL HOSPITAL

#### ADMINISTRATION

Business Administration  
Accounting  
Superintendent's Office  
Personnel Office  
Steward's Office

#### PATIENT ADMINISTRATION

Social Service  
Out-patient  
Psychology  
Auditorium  
Student Nurses  
Library  
Employees' Cafeteria and Kitchen

#### ADMISSION SECTION 1.6 per cent.

All admissions for up to 10-day observation period

#### PSYCHIATRIC TREATMENT SECTION

7.2 per cent.  
Patients for whom intensive treatment is indicated

#### ACUTE MEDICAL SECTION 3.1 per cent.

Patients requiring intensive medical treatment or surgery

#### CONTINUED MEDICAL TREATMENT SECTION 10.8 per cent.

Patients requiring continued medical treatment over a prolonged period

#### HYDROTHERAPY DEPARTMENT

### SEPARATE BUILDINGS

#### AGED AND INFIRM BUILDINGS

14.8 per cent.  
Four 1-story buildings for ambulant, semi-ambulant, and bed patients requiring extra nursing but little or no medical care

#### SPECIAL TREATMENT GROUP BUILDINGS

14.5 per cent.  
Four 1-story buildings for chronic deteriorated and disturbed patients. To have well-screened recreation areas adjacent to buildings

#### GROUP THERAPY BUILDING 3 per cent.

Six 2-story buildings for the chronic psychotics who constitute the largest group of custodial patients. Buildings to be located near the recreational and occupational facilities

#### INDUSTRIAL THERAPY BUILDING

10.8 per cent.  
Four 2-story buildings for the best adjusted patients. Located near garden, laundry, shops, etc.

#### CONVALESCENT BUILDINGS 4 per cent.

Four 2-story buildings for patients before discharge. Homelike arrangement and environment

#### INDUSTRIAL BUILDING

Furniture repair, shoe repair, mattress making, sewing, etc.

#### OCCUPATIONAL THERAPY BUILDING

Handicraft, drawing, weaving, hobbies, etc.

#### RECREATIONAL THERAPY BUILDING

Auditorium, gymnasium, swimming pool, billiards, table tennis, bowling, etc.

#### CHURCH OR CHAPEL

For religious services only and shall be satisfactory for use by all denominations

#### SERVICE BUILDING

Patient and employee cafeterias, store bakery, kitchens, refrigerator

#### LAUNDRY

#### STORAGE BUILDING

#### MAINTENANCE SHOP AND GARAGE

#### POWER PLANTS

#### NURSES' AND AFFILIATES' DORMITORY BUILDING

#### DOCTORS' APARTMENT BUILDING

#### EMPLOYEES' APARTMENT BUILDING

12 HOUSES FOR SUPERINTENDENT, STEWARD, CLINICAL DIRECTOR, DEPARTMENTAL HEADS AND DOCTORS



# PLANNING THE MENTAL HOSPITAL

By Owen A. Luckenbach

*Basic research necessary to the planning of Northville State Hospital, Michigan—O'Dell, Hewlett & Luckenbach, Architects—makes a major contribution to the literature of planning*

**W**HEN we undertook the planning of Northville State Hospital, a mental institution originally projected at 3500 beds, it was soon realized that we faced one of those basic research assignments that seem to be forever broadening the practice of architecture. While, figuratively at least, our T-squares were gathering dust, we had to start back at the definition stage, and gradually develop a concept of what a modern mental hospital is, how it classifies and treats patients, in order to arrive at some visualization of its building requirements.

The RECORD has asked me to recount at some length the various steps in the Northville research. I can certainly testify to the need for some architectural literature on the mental hospital (we found virtually none), and can emphasize the difficulties that the architect will face in a planning activity which should have an interesting future. For in spite of the need for modern mental hospital facilities, there is as yet no clear formulation of requirements which the architect can accept. He must lead, for there is virtually nothing he may follow.

There were found drastic differences of opinion as to how mental hospitals should be run. There were considerable differences of opinion as to how many and into what groups the different patients should be classified. Different institutions, not only in Michigan but throughout the country, had grown up without definite long-range plans. They had been constantly enlarged, all the time trying to do the job of taking care of these patients with inadequate attendants, personnel and money.

Where to start was quite a problem in itself. Fortunately for us and the State of Michigan the Department of Buildings and Construction is headed by Adrian N. Langius, an architect who is very familiar with the mental health problem and the Michigan institutions over a period of many years. He is also a Technical Advisor to the Committee on Hospitals for the U. S. Surgeon General's Office. It was his own research and thinking which enabled us to start work on our problem without unnecessary false moves and preliminary surveys. If we wanted specific information on any points, he invariably could tell us where to get it, if it were at all available. Without his support and architectural

viewpoint the problem would have been immeasurably more difficult.

It was finally decided that we should have to confine ourselves to the complete analyses of the Michigan institutions and a few of the more advanced researches in the field of neuro-psychiatry.

Toward this end four of the Michigan State Hospitals were visited and through conferences the thoughts and ideas of how a mental institution should be planned and run were obtained, as determined by the experience and background of the superintendents and personnel. From this information the charts herewith were prepared, which show the breakdowns into different proportions and classes of patients, the hospital and service facilities necessary, and which suggest the functioning of those facilities.

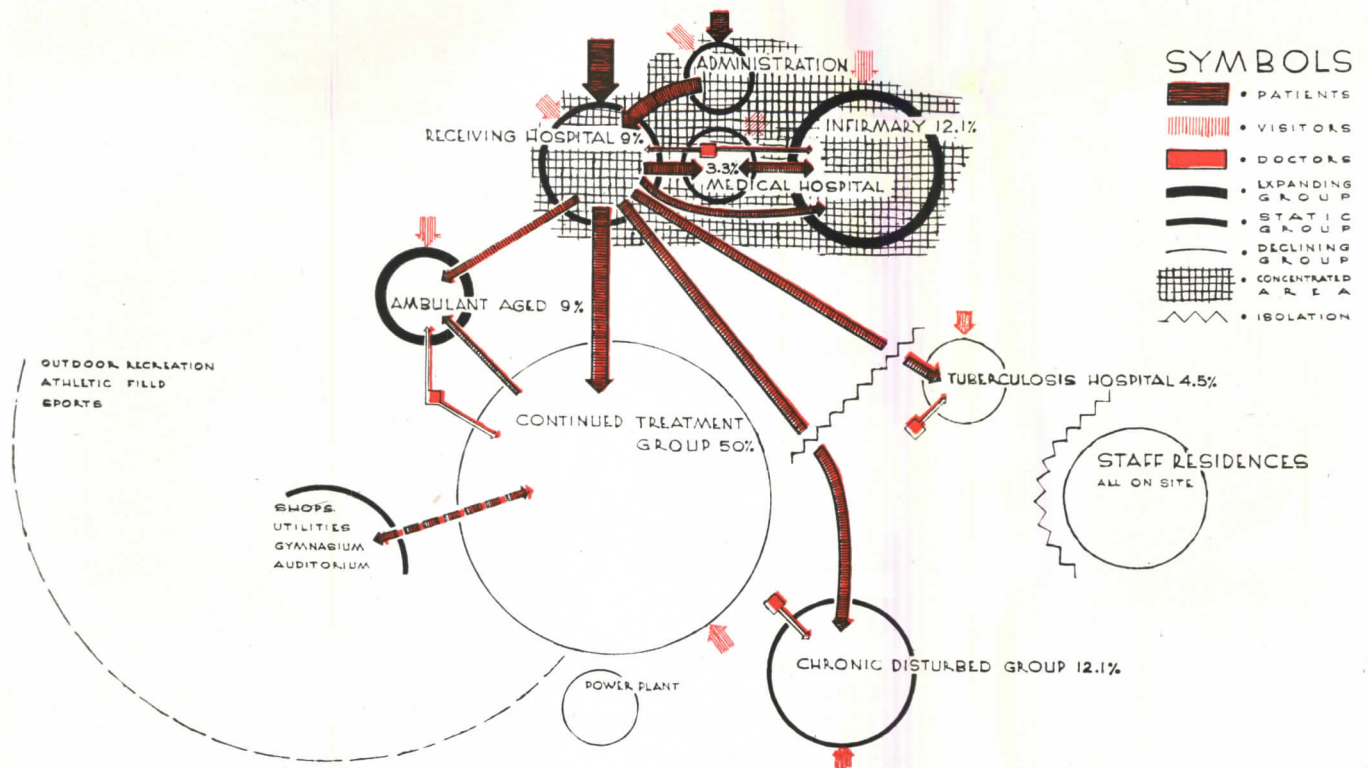
These charts showed both surprising similarities and equally surprising differences. Note that in general the breakdown and proportion of patients on the Michigan charts is fairly consistent. On the other hand, the administration section varies widely. Also the location of the doctors' offices varies considerably. One superintendent favors a highly centralized doctor group, and the other complete decentralization.

In order not to be governed too much by only Michigan thought, the paper by Dr. Hamilton, Mental Health Adviser to the United States Public Health Service, was analyzed, and a chart was prepared showing the same functions as on the other charts. You will notice that this chart, contrary to all of the Michigan thought, completely decentralizes everything.

One of the difficulties run into at this stage was the utter lack of uniformity in terminology for different types of patients. What one doctor thinks of as and calls a "receiving hospital" is entirely different from another doctor's concept of it, and in actual practice the function of types of buildings that are similar in name is entirely different.

As background, we used the recommendations and standards of the American Psychiatric Institute. However, practically everybody agreed that a breakdown of patients, as far as the Institute recommended, was actually an administrative rather than a building problem. Different types of patients are housed in the various groups of buildings; and while a further break-





## DIAGRAM OF PATIENT TYPES AND TRAFFIC FOR HOSPITAL FOR MENTALLY ILL

Compiled from Medical Superintendents' charts

down of types should be made, it would not and could not be reflected in planning.

At this point it might be mentioned that as the various states evolved their care of mental patients they set up certain patterns and habits which vary considerably. As far as possible, consistent with good planning, the local habits have been continued, where these habits did not interfere with the care of patients.

After all the material on what we call the basic planning had been gathered, tabulated and analyzed, the decision as to which way or how Northville would go was still to be made. These decisions actually should be and were made by the Department of Mental Health. Mr. Charles F. Wagg, the Deputy Director (who was with us and in fact guided the research), in conjunction with Dr. Charles A. Zeller decided the basic scheme or basic plan for Northville.

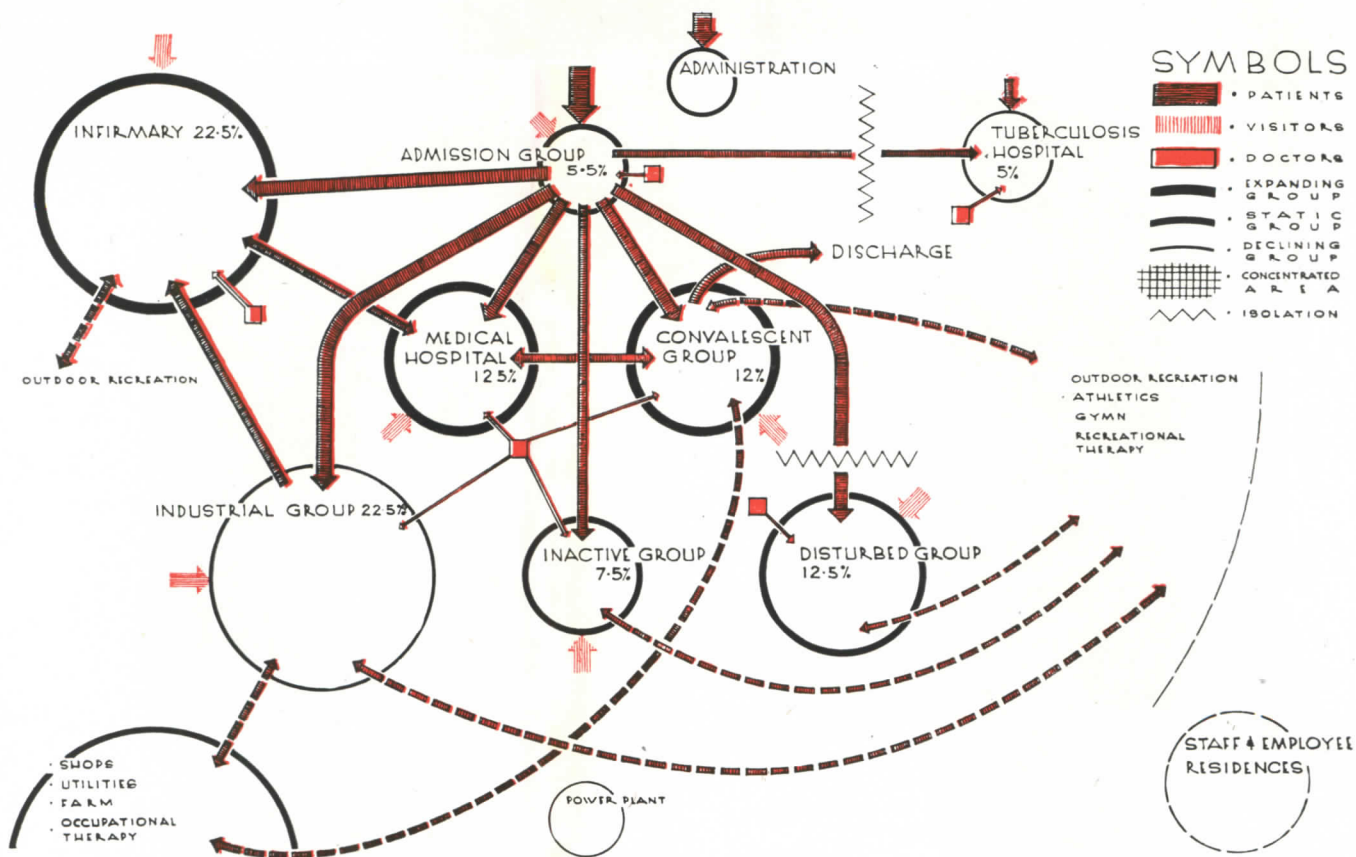
Briefly, as the chart shows, it was decided to have a concentration, in one main unit, of administrative facilities, medical facilities (both acute and continuing treatments), medical patients, training and research, the small admission hospital and an intensive psychiatric treatment hospital — all to work as nearly as possible together. The doctors are decentralized: that is, their offices will be in the patient areas where they work.

This plan will put 770 patients in the central area, of whom only the acute medical and continuing medical

treatment patients are housed in multi-story structures. All other patients throughout the whole institution are to be housed in one- or two-story structures. To have all these patients on the ground floor would be ideal. The Infirmary group will all be housed in one-story units. The Group Therapy and Industrial Therapy units, which on the Michigan charts are classed as "continued treatment," are composed of the best-adjusted people, and it seems logical that here one-half the patients could be housed up one flight of stairs. The Special Treatment group, called on the charts "Disturbed," which consists of disturbed and deteriorated patients, will be housed in one-story structures. The Convalescent group, who are those patients closest to discharge, will be housed in small groups with as homelike an atmosphere as possible; they are so well-adjusted that they can easily be housed in two-story structures. This arrangement puts 2097 patients on the first floor, 1057 on the second floor, and 386 in the multi-story unit.

Having broken the patient load into groups and determined the number in each group, the problem remained of how to house them. The number to put in each building had to be decided. The adjunct facilities had to be determined. How many doctors should be in each group? The desirability of mass feeding in huge cafeterias versus dining rooms, large dining rooms against





### DIAGRAM OF PATIENT TYPES AND TRAFFIC FOR HOSPITAL FOR MENTALLY ILL

Based on an article by Dr. Samuel W. Hamilton, Mental Health Advisor, U. S. Public Health Service

small dining rooms, all had to be balanced as to necessary therapeutic considerations against feeding cost. How much in the way of hydrotherapy facilities shall we provide, and where? Recreational facilities and occupational therapy facilities dispersed through the institution or centralized? All facilities had to be balanced among therapeutic and cost and operational considerations.

In these questions we ran into a vast diversity of opinion. Available statistics on cures and discharges were of no help at all. The doctor who favored mass handling of patients in large wards and dining rooms and three-story institutional structures could show a cure or discharge rate on a par with an institution with an opposite set-up. Nowhere are there to our knowledge any standards to go by. The existing institutions are mainly useful (except in a few specific and isolated rooms or facilities) only as examples of "how not to do it." One doctor can maintain that the environment has absolutely nothing to do with the curing or even the early discharge of patients, and statistics will neither confirm nor deny it. This does not mean to say that he considers environment unimportant; it only proves that statistics on this type of thing mean nothing.

Another of the early planning problems was the relation of the different parts to each other, especially in centralizing the main group. The fact that we have so

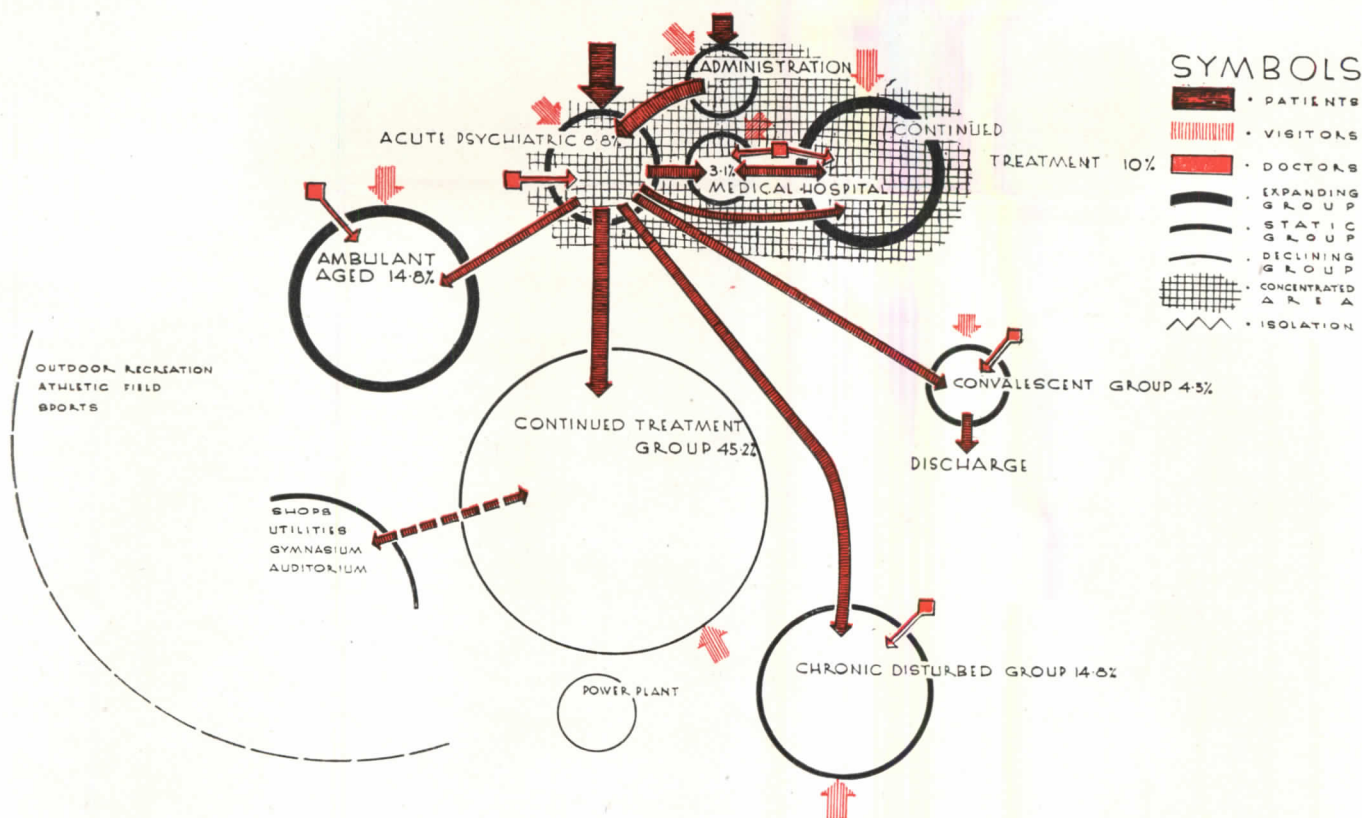
many facilities with definite relations and the difficulty with which they went together seem to indicate that a hospital this size is approaching or has approached the maximum for good functioning.

From the charts the following groups for the Northville Hospital were set up:

1. Admission	60 patients	1.5%
2. Psychiatric treatment	250 patients	7.0%
3. Acute medical treatment	100 patients	3.0%
4. Continuing med. treatment	350 patients	10.0%
5. Infirmary	520 patients	14.6%
6. Special treatment	520 patients	14.6%
7. Group therapy	1200 patients	34.2%
8. Industrial therapy	380 patients	10.8%
9. Convalescent patients	150 patients	4.3%
Totals	3540 patients	100.0%

At the present time there is under consideration adding a section of 40 to 50 beds to the continuing medical treatment for a tuberculosis section. The original thought as far as Northville was concerned was that all tuberculosis patients would be cared for at another state hospital in the metropolitan area. There is, however, some feeling that Northville should have a small section which would act as a diagnostic





**DIAGRAM OF PATIENT TYPES AND TRAFFIC FOR HOSPITAL FOR MENTALLY ILL**

*As suggested by Dr. R. A. Morter, Medical Superintendent, Kalamazoo State Hospital*

ward for short-term care for those patients who are tubercular on admittance or become tubercular while in the institution. It is felt in order to warrant having a tuberculosis specialist on the staff a minimum size of 40 to 50 beds should be provided.

### **PATIENT ADMINISTRATION FACILITIES**

According to the American Psychiatric Association there should be a minimum of one physician for every 200 resident patients plus one physician for each 100 annual admissions. With 3500 patients and an admission rate of 800-1200 per year, the staff should have, then, from 25-39 doctors, as well as a medical director and three or four dentists. We shall provide for approximately 50 doctors, a medical director and three dentists. These doctors, with the exception of the medical director and six departmental heads whose offices will be in the patient administration, will have their offices in each patient section of the hospital where they will work. The exact number and facilities in each section will be determined in consultation with the superintendents of existing institutions.

The medical stenographers and medical files will be in the patient administration section.

Social service workers, who must have access to medical files, should be adjacent to those records and near both the admittance section and the public lobby.

There will also be teaching facilities and a psychological section. The teaching area will need classrooms and an auditorium, which logically should also be

used for staff meetings, psycho-dramatics and radio facilities.

Most important of patient administration are the nurses and attendants; they contact patients more than does any other group, including physicians. In any institution the quality of their work is directly reflected in its standards. Moreover, as it is becoming more and more difficult to employ adequate help, the physical facilities for these people should be the best. Throughout, nursing and attendants' stations and utilities will be planned so as to minimize their work, which is hard and sometimes very unpleasant. Adequate lounges and other spaces should be provided.

The director of nursing and her assistants' offices are placed throughout the patient groups, to provide direct and adequate supervision. The assistant in charge of teaching has her office near the classrooms; one assistant is to be near the Admittance and two assistant supervisors in the Psychiatric Treatment sections, and the director of nursing will be in the medical section; others, with each special grouping. There will be an on-site student nurses' housing facility.

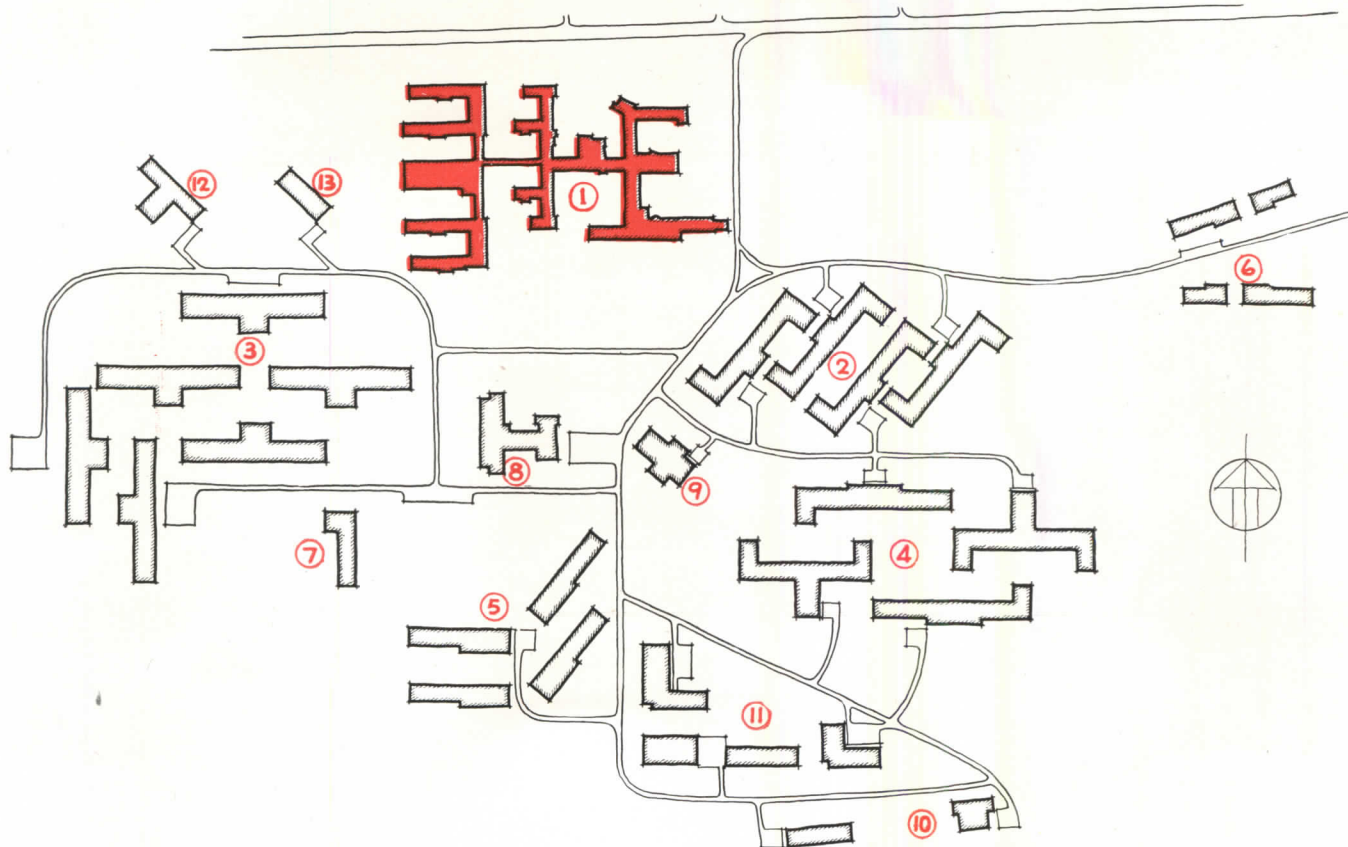
### **BUSINESS ADMINISTRATION**

Adjacent to, but not directly a part of, the patient administration section, will be the business administration. In a hospital of 3500 patients the superintendent cannot possibly do much, if any, actual medical or psychiatric work. He is, of necessity, an administrator; his office should not be in the medical department, but in business administration. Near him will be his









**SITE PLAN FOR NORTHVILLE STATE HOSPITAL, Showing Disposition of Building Groups as in Chart on p. 106.**

- |   |   |                        |
|---|---|------------------------|
| 1. Main Building                                    | 5. Working Patients' Unit<br>(Industrial Therapy) | 9. Chapel              |
| 2. Aged and Infirm Unit                             | 6. Convalescent Unit                              | 10. Power House        |
| 3. Chronic Psychiatric Unit (Group Therapy)         | 7. Occupational Therapy Building                  | 11. Service Unit       |
| 4. Chronic Deteriorated Unit<br>(Special Treatment) | 8. Recreational Therapy Building                  | 12. Apartment Building |
|   |   | 13. Nurses' Dormitory  |

screens, set in springs in the frames so that there is enough give to make it practically impossible to break out. Contrary to popular opinion the barred windows and sash are designed, not primarily to keep the patients from breaking out and running away, but to prevent them from self-destruction.

Practically all our rooms in the Medical, both Acute and Continuing, face south. Throughout the rest of the hospital, consistent with our planning, we have kept the patients' rooms south, east or west. These rooms are primarily used at night and orientation is not nearly so important as in the case of bedridden patients.

The other considerations are walls easy to maintain, with no sharp corners. Hinges should be concealed, and in most cases doors should be wide enough for stretchers and beds to move through easily.

We think of a liberal use of glass both inside and outside the structure; Tuflex or other safety glass will definitely be considered.

Practically all toilet and bathing facilities are special.

### **THERAPY FACILITIES**

Throughout the hospital there will be facilities for occupational, recreational, industrial, agricultural and all other therapies in addition to a special Recreational Building and an Occupational Therapy Building. There

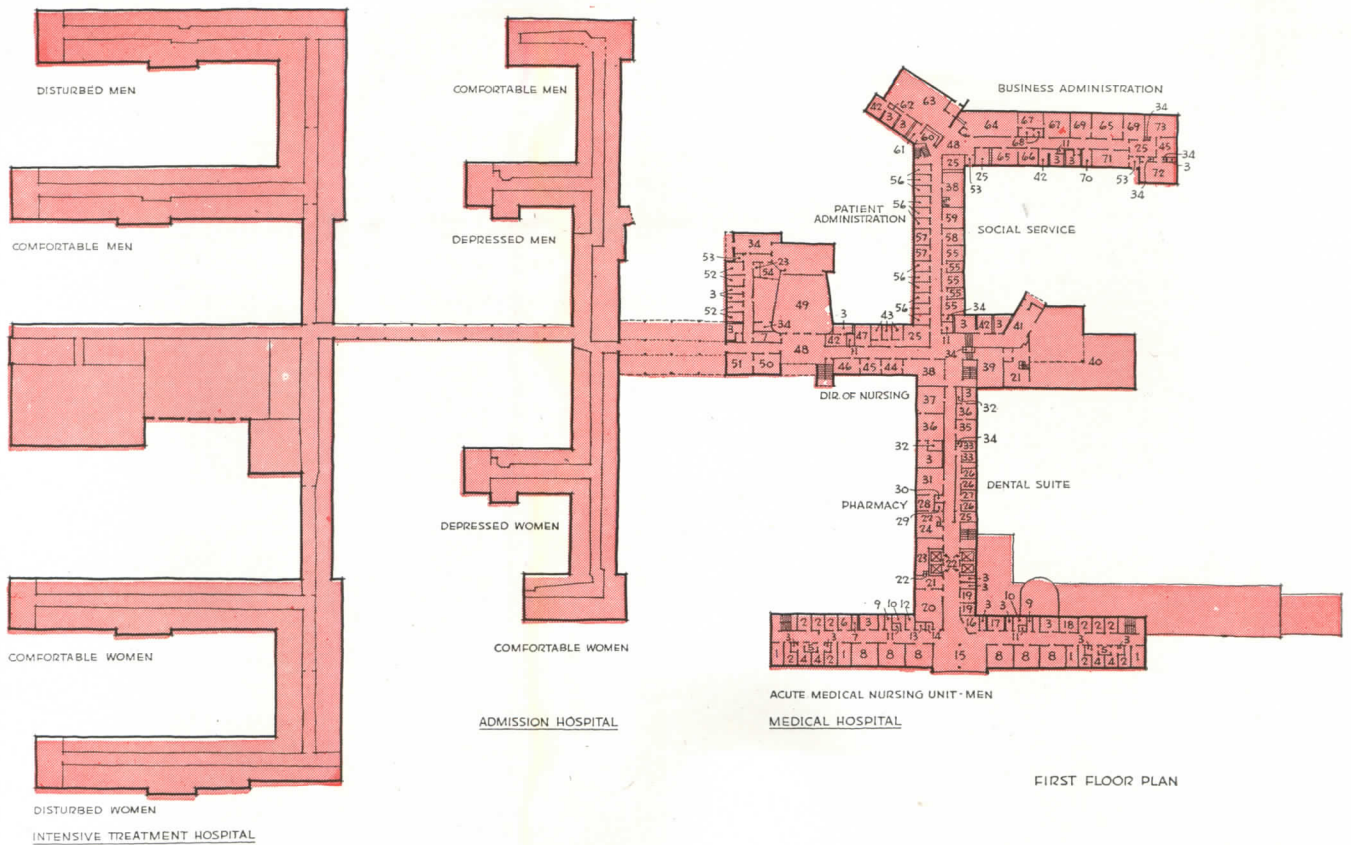
will be a chapel for religious services for patients.

Another special facility which consumes considerable space is the hydrotherapy department. Here are the pack beds, which are definitely specialized psychiatric treatment. The continuous-flow tubs are also here, but are again also scattered throughout the various patient buildings on the site according to the type and condition of the patients.

We have made no special provision for the mass handling of insulin shots. Such treatment will be and should be carried on in the medical hospital, and private rooms and four-bed wards will be used for this therapy. It has been the intention as far as possible to confine all special treatment, whether medical or psychiatric, to the main unit. Patients from the other part of the hospital go into the special psychiatric section or medical section for treatment, much as the average person goes to the hospital or a clinic for his treatment rather than being cared for at home.

Within the limits possible the intention here has been to try to think of each group of patients as comprising an individual convalescent hospital, where within the larger frame all facilities and advantages accruing to a large institution can be had, with the advantages of smaller groups actively administered to by their own doctors, nurses and attendants.






## LEGEND

- |                                  |                               |                                     |
|----------------------------------|-------------------------------|-------------------------------------|
| 1. Double Rooms                  | 25. Waiting                   | 49. Auditorium                      |
| 2. Single Rooms                  | 26. Dental Technicians        | 50. X-ray                           |
| 3. Toilets                       | 27. Dental Lab                | 51. Identification and Immunization |
| 4. Isolation Rooms               | 28. Solution                  | 52. Dressing Rooms                  |
| 5. Sub-Utility                   | 29. Bottle Storage            | 53. Entry                           |
| 6. Treatment                     | 30. Sterilizer                | 54. Radio Control                   |
| 7. Clothing                      | 31. Manufacturing Pharmacy    | 55. S. S. Student Workers           |
| 8. 4-Bed Rooms                   | 32. Shower                    | 56. S. S. Workers                   |
| 9. Bedpan Sterilizing            | 33. Dental Operating          | 57. S. S. Clinic                    |
| 10. Linen                        | 34. Storage                   | 58. S. S. Supervisor                |
| 11. Janitor                      | 35. Nurses' Lounge            | 59. S. S. Director                  |
| 12. Occupational Therapy Storage | 36. Lockers                   | 60. Information                     |
| 13. Wheel Chair Storage          | 37. Women Attendants' Lounge  | 61. Switchboard                     |
| 14. Stretcher Storage            | 38. Stenographic and Files    | 62. Telephones                      |
| 15. Day Room                     | 39. Staff Dining              | 63. Main Entrance and Lobby         |
| 16. Nurses' Station              | 40. Employees' Cafeteria      | 64. Accounting                      |
| 17. Utility                      | 41. Employees' Entrance       | 65. Clerical                        |
| 18. Bath                         | 42. Rest Room                 | 66. Personnel Officer               |
| 19. Visiting Rooms               | 43. Out-patient Interview     | 67. Accountant's Offices            |
| 20. Patients' Dining             | 44. Asst. Director of Nursing | 68. Vault                           |
| 21. Serving                      | 45. Secretary                 | 69. Steward's Offices               |
| 22. Elevator, Dumbwaiter, Lift   | 46. Director of Nursing       | 70. Stationery                      |
| 23. Equipment                    | 47. Out-patient Office        | 71. Conference                      |
| 24. Prescription Pharmacy        | 48. Lobby                     | 72. Superintendent                  |
|                                  |                               | 73. Asst. Superintendent            |





## FORT HAMILTON VETERANS' HOSPITAL BROOKLYN, NEW YORK

*Col. W. S. Heavey, N. Y. District, Corps of Engineers, for the Veterans*

*Administration; Skidmore, Owings & Merrill, Architect-Engineers*

**T**HIS 1000-bed general hospital, one of the first in the \$770,000,000 program being built by the Corps of Engineers for the Veterans Administration, is also one of the first to illustrate new hospital standards that grew out of the war experience, standards applicable to all hospitals. While they did grow out of criteria of the Veterans Administration and the Corps of Engineers, it is the feeling of John O. Merrill, partner in charge of the project, that the standards set here are really general trends in hospital design, and will be reflected sooner or later in civilian hospitals. In short, this hospital represents a first opportunity to incorporate the new wartime therapy in a completely new hospital.


As for matters of design, the hospital also represents

something of a *tour de force* in contemporary directness toward achieving smooth functioning, design simplicity and structural economy.

New hospital standards are recognizable first in the considerable array of facilities for treatment, both medical and psychiatric. Here are the sciences, and the arts, that will return a high percentage of this war's disabled to useful and self-respecting living. Besides the strictly technical advances, the recreational facilities here are notable, including such items as patients' library, with soundproof rooms for "talking book machines," and blind library, radio studio, and so on.

Also important in this respect is the neuropsychiatric, or "N.P.," section, of 200 beds. This too is significant, in





line with the new thought in civilian hospitals of a section for mental treatment, to begin such therapy in something less forbidding than an isolated mental institution.

### **THE SCHEME FOR FT. HAMILTON**

In architectural matters, the arrangement of nursing units was arrived at and agreed upon almost instantly, according to Gordon Bunshaft, partner in charge of design. Partly it was an obvious dictate of the site conditions, and partly it was a logical outgrowth of the need for some separation of functions in a complex organism.

The site, of approximately 17 acres, is a detached part of the Ft. Hamilton Army Base at the southern end of Brooklyn facing The Narrows, which is the entrance to the Port of New York. The location provides an ocean view on the southern exposure, an ideal hospital situation. This fortunate coincidence occasioned the elongated main structure, taking full advantage of sun and view.

The scheme developed, with two nursing units of 40 beds each per floor (80 beds per floor), locates 95 per cent of the beds in rooms with southern exposure. On the

north side are the various nursing and medical facilities, as well as the vertical circulation core.


The main hospital divides into three separate structures, plus a connecting core of elevators and service facilities. The large section is the hospital portion, of 17 stories. The base of the enormous T is a five-story building housing medical services and out-patient department. The third is a smaller offshoot of the main portion, housing cafeteria, auditorium and religious welfare facilities. The short riser of the T becomes a traffic center, and an effective traffic cop, keeping different kinds of traffic in their own lanes.

### **TRAFFIC CONTROL**

The primary traffic control is inherent in the three-section scheme. Out-patient traffic stays in the five-story medical building, has no occasion to go further into the hospital. Separate elevators in this section keep out-patient traffic out of the main bank of elevators in the traffic center.

The two-level entrance keeps patient and visitor traffic separated — patients enter on the ground floor, visitors on the first floor, reached by the ramped en-





This mass-study model shows the auditorium wing (foreground) in more simple treatment than is indicated on the rendering, p. 115. The model is the later design, and the one that was finally chosen

trance drive. This separation is maintained for any concentrations of traffic inside. Patients, in their bathrobes probably, reach the auditorium at the ground level (same as patients' entrance). They go to the cafeteria on the second floor level. Visitors would be interested only in the religious spaces of the auditorium wing; these are at the first floor level (same as visitors' entrance). Incidentally, the chapel section is the only part of that building which would give occasion for mixing patient and visitor traffic.

### STRUCTURAL SIMPLICITY

The separation of building sections by function also aided in reaching the objective of structural economy and simplicity.

There is not one single off-set column in the whole hospital. A completely symmetrical column system resulted in substantial economy, through standardization of steel design and erection. Incidentally, the division of the hospital into two main sections contributed to this task of simplification, for it permitted one logical module for the nursing unit wings and another module for the smaller building with its need for larger rooms.

### CONSTRUCTION OUTLINE

*Superstructure.* Steel frame structure, class A fireproof in accordance with New York City Building Code. The 17-story structure is designed with double channel framing in the north-south direction to take care of wind bracing. This system provides excellent connections to columns and takes up a minimum of floor thickness. The floors are reinforced, ribbed, two-way concrete slabs. The ceilings are furred except in minor service areas. The sun canopies on the south elevation are of reinforced concrete. The roof is at dead level, waterproofed with built-up roofing.

*Ramp.* The ramp leading to the first floor entrance is built of reinforced concrete and supported by a single line of columns located at the ramp center line.

*Windows.* With some exceptions, all rooms are equipped with double-hung windows. The arrangement provides two openings and two fixed elements per bay. One of the exceptions is the window unit on the psychiatric floor, which is of the projecting type provided with interior security screens. The north elevation of the north wing features fixed windows of Thermopane glass for operating rooms, and casement windows with fixed and opening sash on the other floors; pivoted windows are used in the auditorium wing.

### INTERIOR FINISHES

*Walls.* Extensive use of glazed wall materials is made in the main hospital building for sanitary and maintenance reasons. On the lower floors, the central elevator core is faced with porcelain enameled steel panels in crinkle finish. The operating rooms have structural glass walls. On psychiatric floors tempered glass is used for observation openings in partitions.

*Floors.* Corridors and wards have asphalt tile. Rubber tile is used in the neuropsychiatric units. Certain areas have special floor finishes like terrazzo in the main lobby, cork in lounges and recreational halls. The chapel has a bluestone floor.

*Ceilings.* Acoustic ceilings of the mineral type will be used in the following areas: solarium, corridors, recreation areas, offices, public lobbies, certain food service equipment rooms, and medical rehabilitation. Other ceilings are furred plaster, or plaster applied directly on ribbed concrete slabs.

### MECHANICAL EQUIPMENT

A central power plant will generate steam for distribution to the various buildings, where it will be utilized for heating and ventilating, hot-water heating, sterilizing, food service and laundry equipment. An economical distribution has been assured by locating most of the vertical ducts and main pipes in the center core of the hospital building.



*Heating.* In general the buildings will be heated by means of radiators and convectors under the control of outside zone thermostats, but to meet special requirements, panel heating will be employed in several locations. For the psychiatric unit, ceiling panels were selected in order to preclude injury to patients which might result from heating elements installed in the room. At the same time, tampering with mechanical equipment will thus be prevented. Another heating problem arises from the fact that the chapel floor is exposed to the outdoors. This condition will be met by the installation of heating panels in the floor. A further application of panel heating is found in the passageways connecting the main building with the auditorium wing. These spaces are bounded on each side by glass walls and therefore are subject to extreme influence of climatic variations. For this reason, each passage will be served by a group of floor and ceiling panels.

*Air Conditioning.* Air conditioning will be provided for the operating suite, the recovery rooms, the allergy rooms, and the animal house, adjoining the clinical laboratories. Each operating room, anesthesia, and cystoscopy room will be equipped with individual temperature and humidity controllers. In addition, one of the operating rooms will be served by a secondary refrigerating cycle so that conditions of 60° dry bulb and 50 per cent relative humidity may be obtained when needed for special surgical work.

All air-conditioning systems as well as the ventilating systems serving the laboratories and the central supply unit will be equipped with electrostatic air filters. In addition the air supplied to several critical areas will first pass through batteries of germicidal lamps, resulting in a 98 per cent reduction of air-borne bacteria in a two-minute time interval.

*Refrigeration.* Walk-in refrigerators are provided in central stores, kitchens, garbage disposal units, etc. The morgue is equipped with a double-ended mortuary refrigerator. Small refrigerators are provided in various service and nourishment kitchens, utility rooms and laboratories.


A central chilled drinking water system is provided in the hospital building: two flake ice machines with 2000 lb. capacity per day and one ice-cube machine with 450 lb. capacity per day are provided to take care of the ice supply for the entire hospital.

*Air Sterilization.* Besides air sterilization in connection with the air conditioning system, germicidal lamps are provided in the isolation unit, libraries, and in operating rooms.

*Signal System.* The doctors' paging system is of the flashing light type. Nurses call system is a light and buzzer system. A special alarm system is provided in the neuropsychiatric units.

*Radio.* A four-channel system is provided with outlets at every bedside, equipped with plug-in listening devices and selector.

*Telephone.* Interior and exterior telephone systems are provided in accordance with general standards. Special telephone booths are provided in all nursing



Gottschö-Schleissner Photos

units for wheelchair patients. All nursing units are equipped with "telecarts."

*Pneumatic Tube System.* A 4-in. tube system connects the medical record room with all nursing units, treatment sections, as well as with all offices concerned with records.

*Elevators.* The center core serving the 17-story south wing is equipped with five standard hospital-size public elevators and four service elevators, two of which are of normal size and the other two are designed 7 ft. wide to facilitate the handling of food carts. The north wing is equipped with one public and one service elevator. Other elevators installed are one food elevator connecting food receiving, subsistence and refrigeration with the kitchens located in the first and second floors; two mortuary elevators, one in connection with the morgue and the other one in connection with the chapel.

*Dumbwaiters.* Dumbwaiter service is provided (three units) for conveying special diets and other food items from the main kitchen to the nursing units. Another two-dumbwaiter unit will handle sterile supplies and drugs.

## LIGHTING

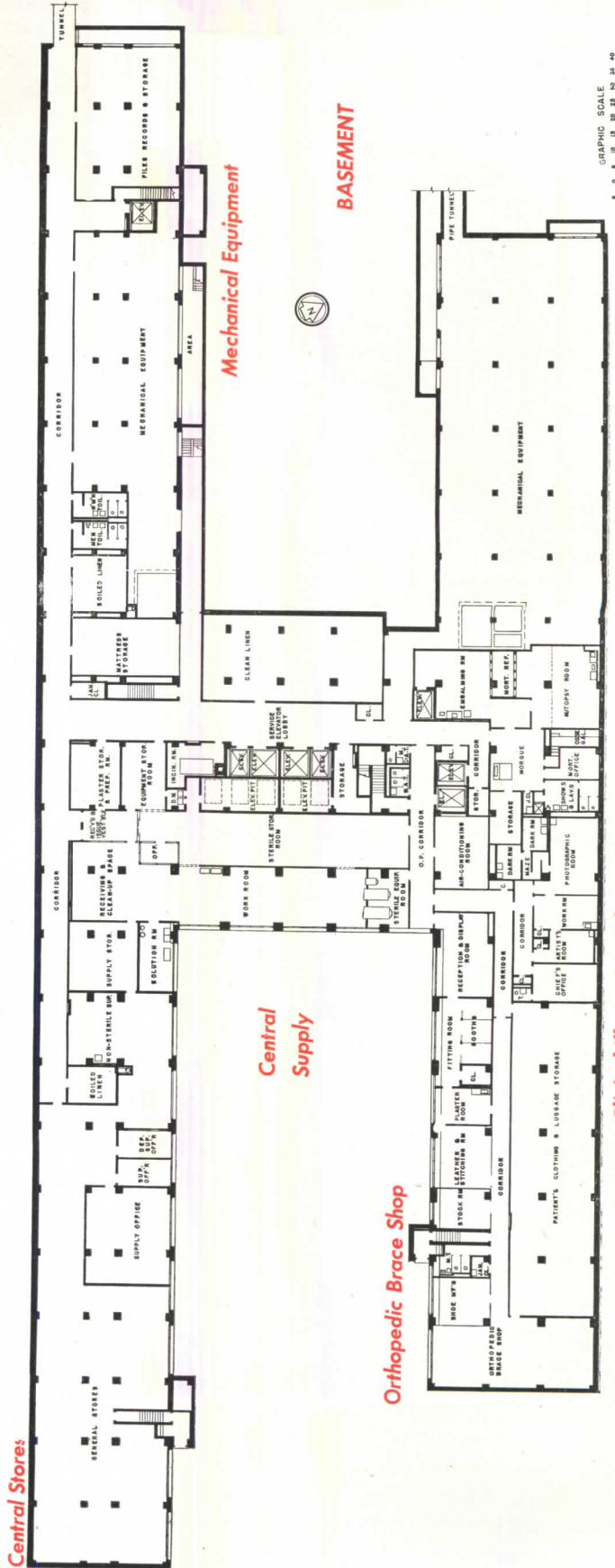
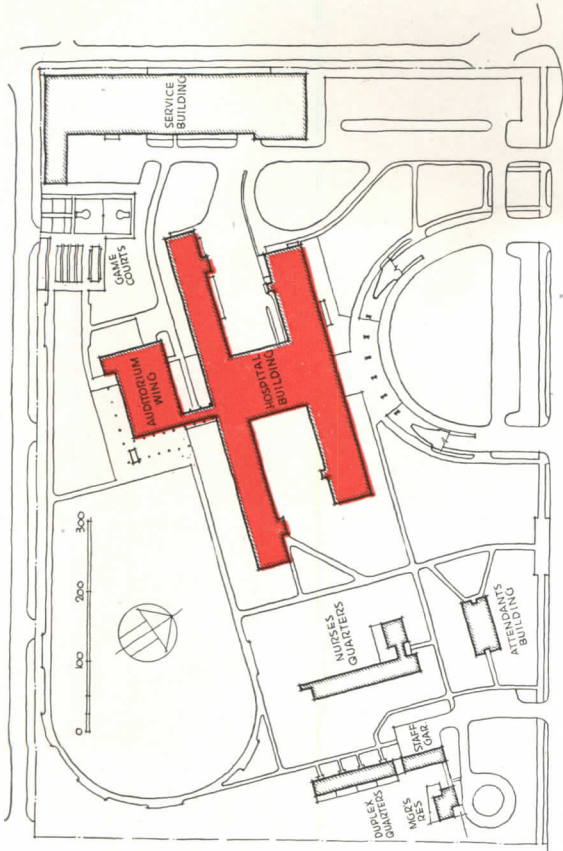
*Natural.* Precise studies had been made for the design of the sun canopy of the south elevation of the main hospital structure. Height above windows and projection of canopy were carefully determined in such manner as to protect the glass areas from the sun, but at the same time to permit full sun penetration in the winter season.

*Artificial.* The criteria in general call for incandescent lighting except in areas where more than 15 foot-candles are considered as standard. Nevertheless, the use of a double function fluorescent lighting fixture in the patients' rooms was considered. An experimental room with true dimensions was erected featuring various types of overhead wall type fluorescent fixtures providing direct and indirect lighting; however, incandescent lighting was finally adopted for the patients' rooms.



# FORT HAMILTON HOSPITAL PLANS

The main hospital is composed of three connecting structures: (1) south wing and center core, 17 stories and basement, (2) north wing, five stories and basement and penthouse, (3) auditorium wing, three stories and basement. The two main entrances — the patients' entrance on the ground floor and the public entrance on first floor, are accessible by ramps designed for one-way automobile traffic. This feature separates traffic for interior circulation. A further segregation of in- and out-patients is maintained through the provision of separate vertical transportation, out-patients having their own elevators in the north wing. The patients' cafeteria is located on the second floor, in order to provide a view of the ocean which at this level is unobstructed. This location also keeps most patient traffic away from the lower floors, these being generally reserved for the public and for administration



Clinical Illustration Lab. Morgue

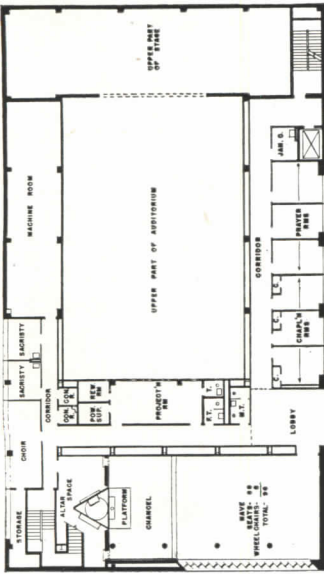
GRAPHIC SCALE  
0 10 20 30 40



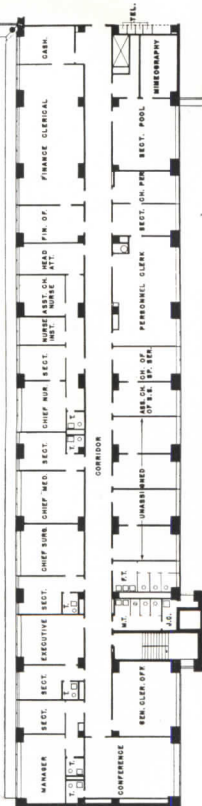




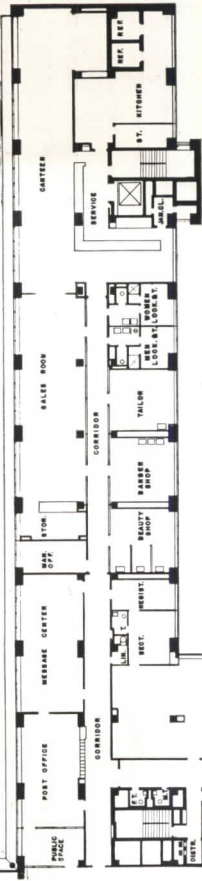
Religious Welfare



Administration



Recreation (Canteen)



1ST FLOOR



Social Service

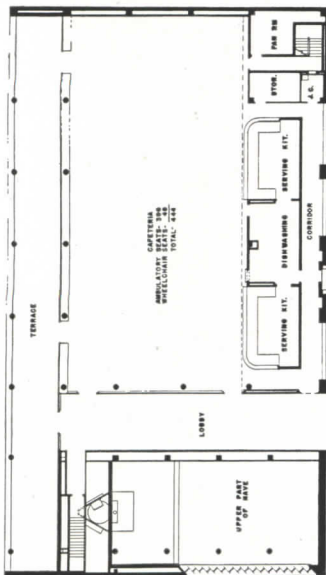
Volunteer Service

Dental Unit

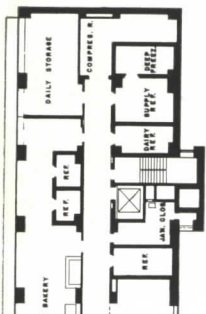




Food Service

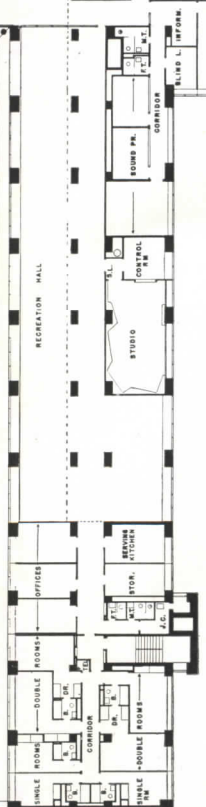


Food Service

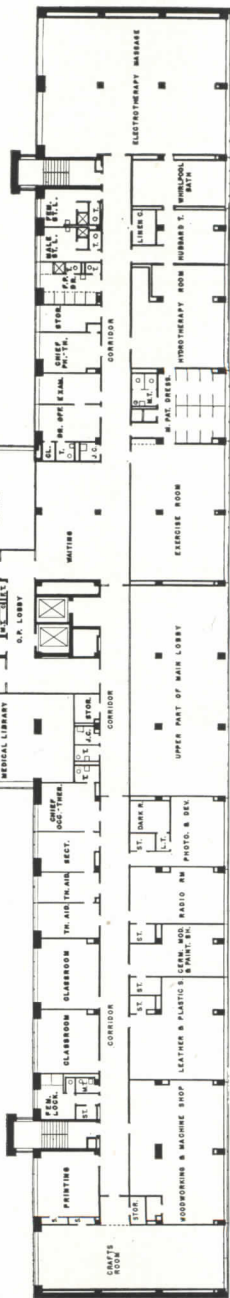


2ND FLOOR

Recreation



Medical Education



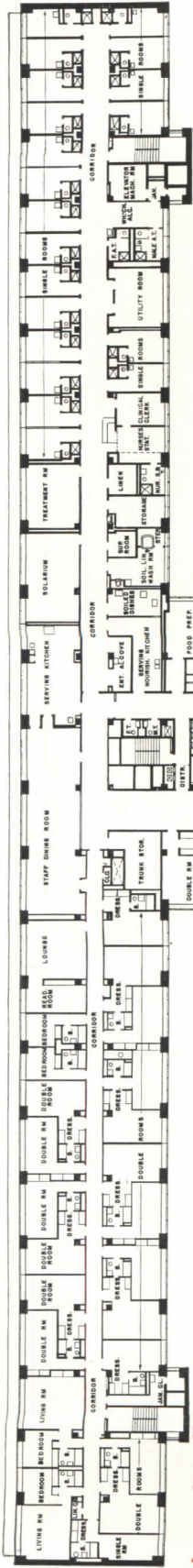
Occupational Therapy (Medical Rehabilitation)

Physical Therapy



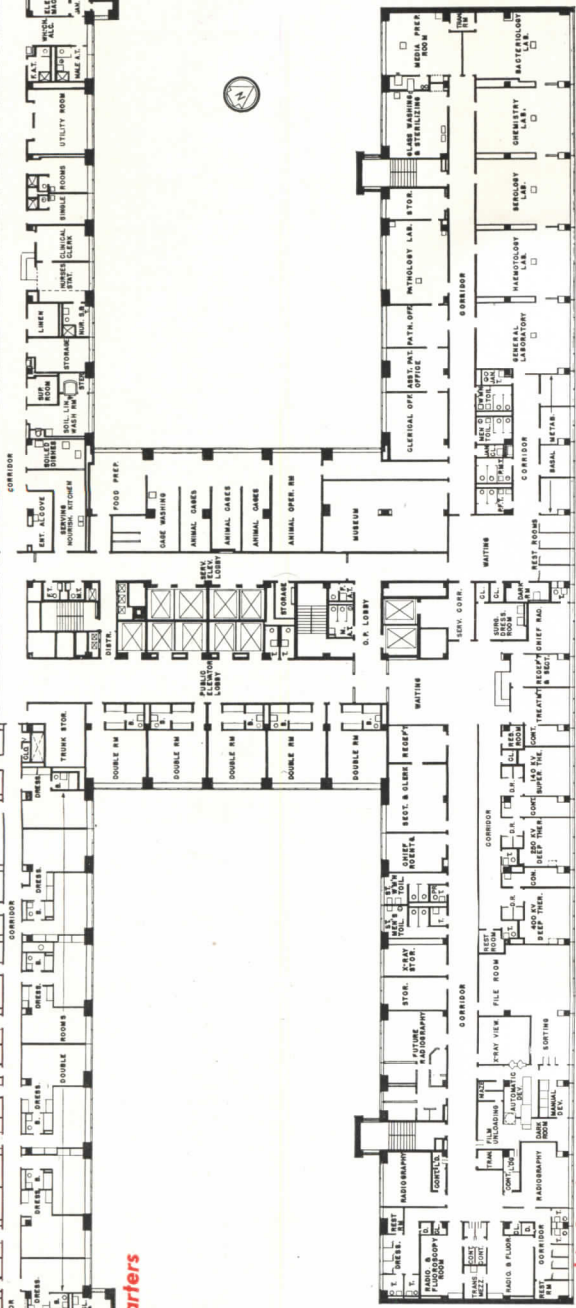


Isolation Unit



3RD FLOOR


Interns & Staff Quarters



X-ray-Radiographic Section

X-ray-Therapy Section

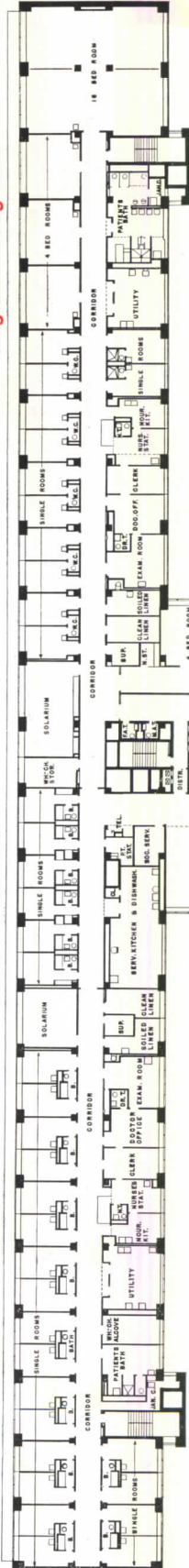
Laboratory



Women's Unit

Relatives Quarters

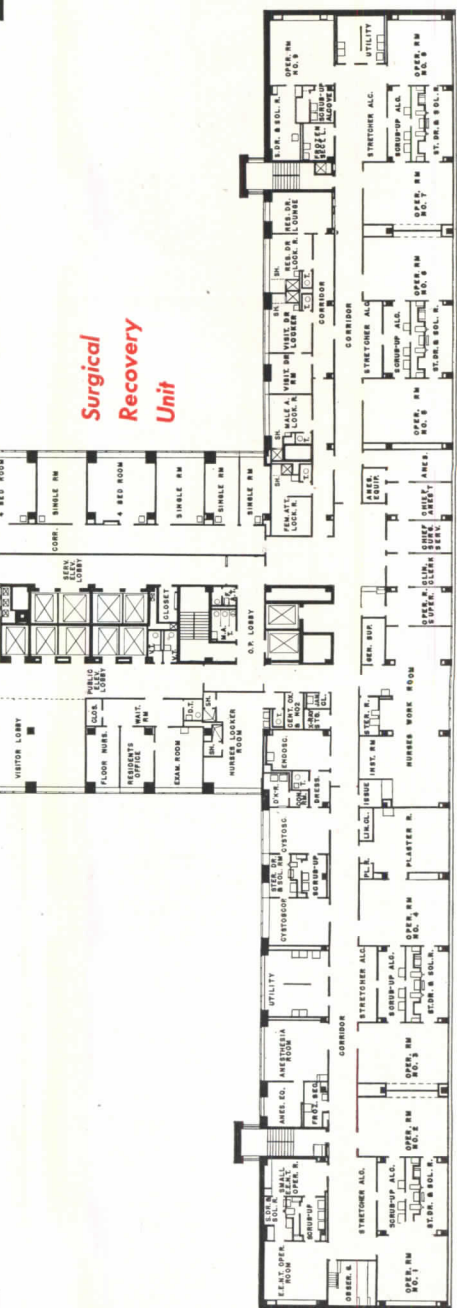
Surgical Nursing Unit



Surgical Recovery Unit

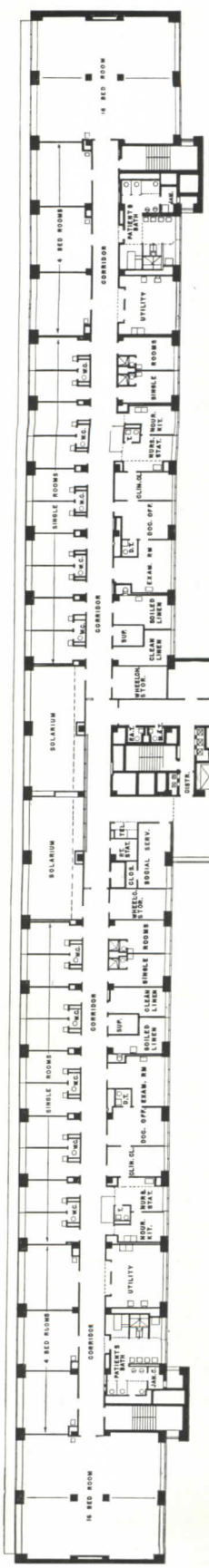
4TH FLOOR

Operating Suite





Typical Nursing Unit (40 Beds)



5TH-12TH FLOOR

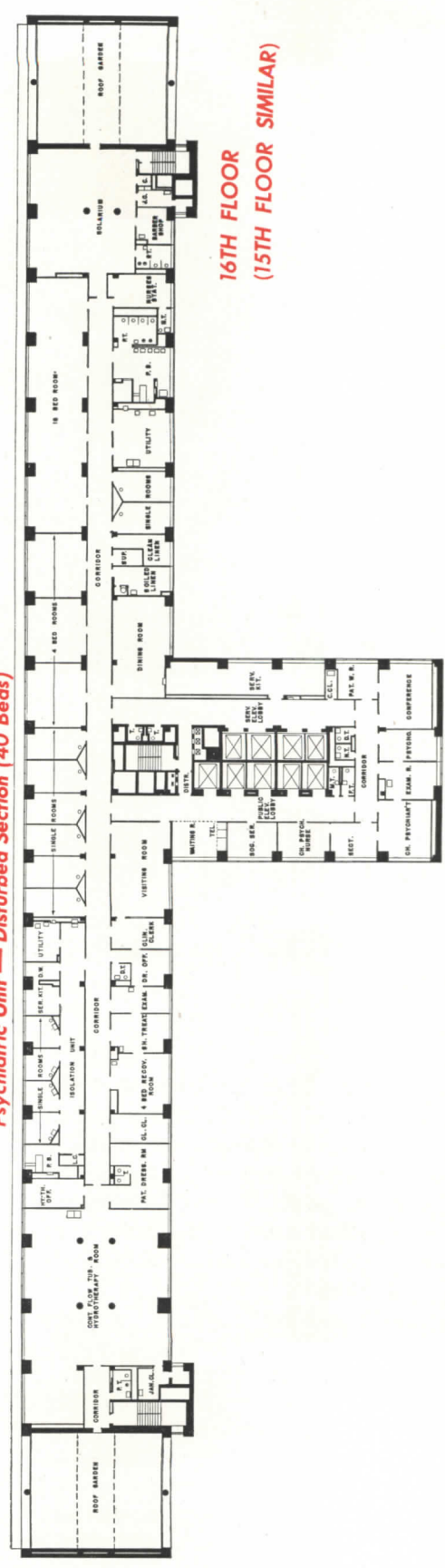
Neurological Nursing Unit (40 Beds)



Neurological Nursing Unit (40 Beds)


14TH FLOOR (13TH FLOOR SIMILAR)

Psychiatric Unit — Disturbed Section (40 Beds)



16TH FLOOR (15TH FLOOR SIMILAR)





## WAYNE UNIVERSITY MEDICAL CENTER, DETROIT, MICH.

*Smith, Hinchman & Grylls, Inc., Architects and Engineers; Dr. Basil C. MacLean, Hospital Consultant*

**A** TEACHING hospital, integrated closely with out-patient clinics and with a medical school, poses a considerable list of planning complications. Of all of the factors that might be included, the architects for the proposed Wayne University Medical Science Center sifted out three for insistent attention:

1. Convenience of vertical and lateral communication.
2. Simplicity and economy in maintenance and operation.
3. Flexibility of space use.

There is projected a building of 11 stories with a total of 588 beds (exclusive of accommodation for resident staff) and of approximately 567,000 sq. ft. The allocation of space by services and departments in the hospital and in the out-patient section is detailed on page 127.

All departments and services of a general hospital have been included with the exception of Pediatrics and Infectious Disease, for which facilities exist in the adjacent Children's Hospital and Herman Kiefer Hospital. The customary facilities are provided, how-

ever, for isolation of some patients in the obstetrical division and limited isolation facilities exist on all floors. It is not now considered a function of a general hospital to provide other than diagnostic facilities for patients with tuberculosis, and such a section therefore is not included. A Psychiatric Division is not included, but facilities are provided on each floor for disturbed patients.

The arrangement of wings contributes to all of the three principal planning considerations. It will be seen that the extensive structure divides into four main parts. (Actually there are only three, but the crossover wing of the H adds so much to flexibility that it becomes a separate planning device.)

The bulk of the large, front part of the H is the hospital itself. The cross-shaped end of this wing is virtually a separate structure to house the out-patient department. The small section of the H is the medical school. The crossover section adds space to the school or the hospital as required on a given floor, or is occupied by auditoriums, offices or other miscellaneous spaces.





Photo of rendering by E. L. Astleford

Thus departmental separations, floor by floor, can be maintained, with the crossover section making up differences in space needs. It will be understood, also, that as future changes become necessary, this flexibility will come further into play.

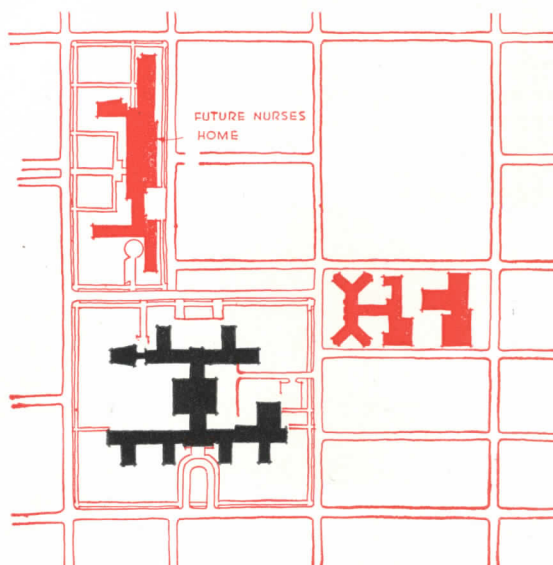
The out-patient department becomes in effect a separate building, with its own vertical transportation, matching departments of the main hospital floor by floor. Notice that there is a certain flexibility in this arrangement: one section can flow into the other as may be. The X-ray department, for example, is used extensively for out-patients, but also serves the whole hospital and the school.

It must be pointed out that such a disposition of the out-patient areas does raise a problem of traffic control. It may require some forethought in operation to keep out-patients from wandering into hospital areas when sent to upper floors. But it is of untold benefit in maintaining logical departmental separations, at the same time providing flexibility throughout the whole institution.

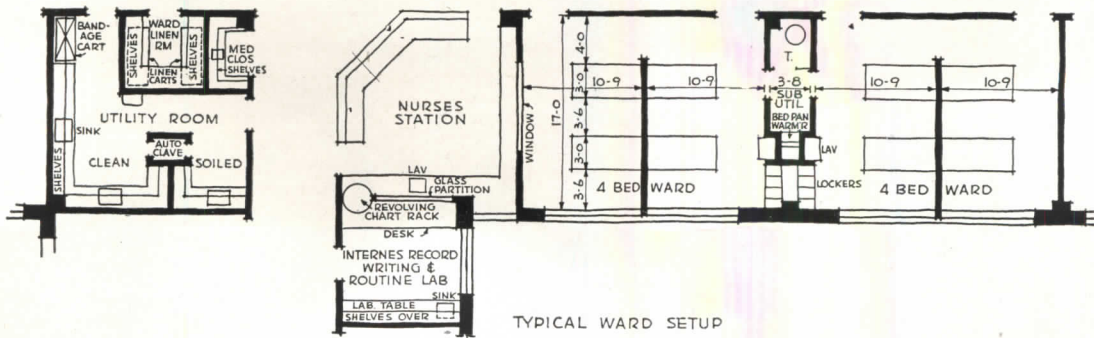
As for flexibility, there is a special device in the correlation of the out-patient and emergency departments. Out-patient receiving has a heavy load in the daytime, practically none at night; emergency has its heavy load at night. So the out-patient receiving desk is so placed as to face its operation in the other direction in emergency hours.

It will be observed that flexibility of use of in-patient accommodation is provided by placing approximately

15 per cent of the beds in single units. The original recommendation of the consultant was for a greater percentage of beds in single units, because of the trend in this direction in modern hospital construction. However, the use of an eight-bed unit, subdivided into four two-bed units with connecting sub-utility, provides an important factor of flexibility. (See plan page 126.) Greater use of bed facilities is thus permitted when recurrent problems of segregation of patient by type, age and sex are encountered.







TYPICAL WARD SETUP

## TRAFFIC CONTROL

It will be observed that the problems of traffic control have been studied in planning the units of the Medical Center.

1. All ordinary ambulatory traffic will enter and leave by the main entrance. Visitors will enter the main lobby, which is controlled by the proper administrative offices.

2. Out-patient entrance is at the east end of the building, opening directly on the out-patient lobby with the proper administrative offices for the reception and distribution of patients.

3. Emergency department traffic, ambulatory and vehicular, will use separate entrances at the east side of the northeast wing.

4. An entrance at the west end of the main corridor is provided for use of nurses in the nearby dormitory and for access to doctors' parking space.

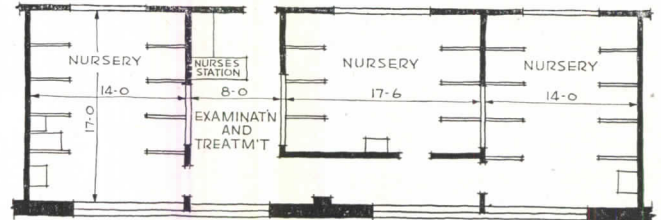
5. Receiving department traffic is provided for on depressed ground level in the east court to give ready access to kitchen and other storage facilities.

Cross traffic will be avoided by the arrangement shown on drawings. Four elevators are banked in one bay off the main corridor and to the left of the main lobby. A

single elevator is provided opposite each of the other two south wings. Economy of operation during slack hours is thus provided. The out-patient, east wing is served by two elevators. All elevators are placed adjacent to stairs, so that one- or two-story elevator traffic may be minimized and these are under direct visual control of nursing units.

6. One main entrance to the school will enable easy control of incoming traffic. It is on the north side directly opposite and connected by the main through corridor to the main entrance of the hospital.

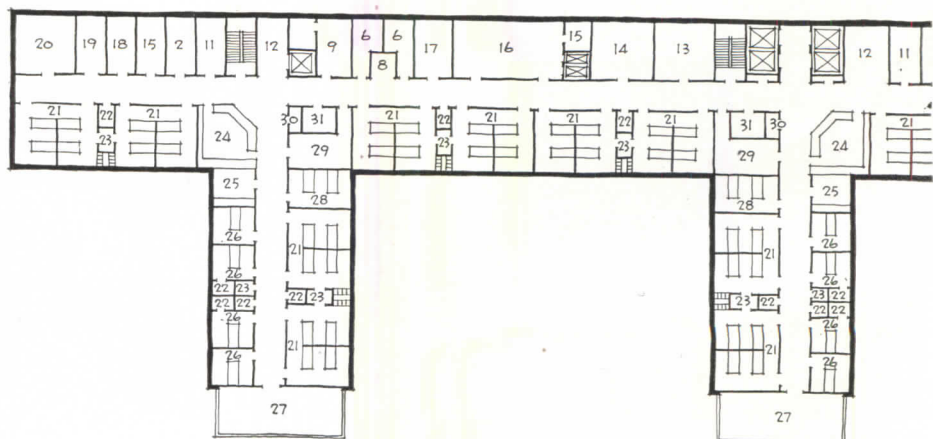
7. An entrance is provided on the west end of the main cross corridor of the school for use when the auditorium is open to the public.



TYPICAL NURSERY

## LEGEND

- |                                  |                           |                             |
|----------------------------------|---------------------------|-----------------------------|
| 1. Dept. Office                  | 26. Single Room           | 37. Laboratory (Routine)    |
| 2. Staff Offices                 | 27. Solarium              | 38. Cold Room               |
| 3. Duct Space                    | 28. Two Bed Ward          | 39. Dark Room               |
| 4. Public Toilet Female          | 29. Utility Room          | 40. Electrocardiograph Room |
| 5. Public Toilet Male            | 30. Medicine Locker       | 41. Office & Files          |
| 6. Patients' Bath                | 31. Sub Linen Room        | 42. Fluoroscopic Room       |
| 7. Janitor's Closet              | 32. Constant Temperature  | 43. Special Cardiac Room    |
| 8. Stretcher Space               | 33. Record Communication  | 44. Flower Room             |
| 9. Nurses' Toilet                | 34. O.P.D. Control Desk   | 45. Rubbish Room            |
| 10. Head Nurse's Office          | 35. Staff Conference Room | 46. Chemical Laboratory     |
| 11. Nurse's Office (Ward)        | 36. Examination Rooms     | 47. Balance Room            |
| 12. Waiting Room                 |                           |                             |
| 13. Class Room                   |                           |                             |
| 14. Examination & Treatment Room |                           |                             |
| 15. Dietitian's Office           |                           |                             |
| 16. Serving Pantry               |                           |                             |
| 17. Housekeeper's Office         |                           |                             |
| 18. Weighing Room                |                           |                             |
| 19. Sub-utility Room             |                           |                             |
| 20. Laboratory                   |                           |                             |
| 21. Four Bed Ward                |                           |                             |
| 22. Patients' Toilet             |                           |                             |
| 23. Sub-utility Room             |                           |                             |
| 24. Nurse's Station              |                           |                             |
| 25. Interns' Record Writing      |                           |                             |



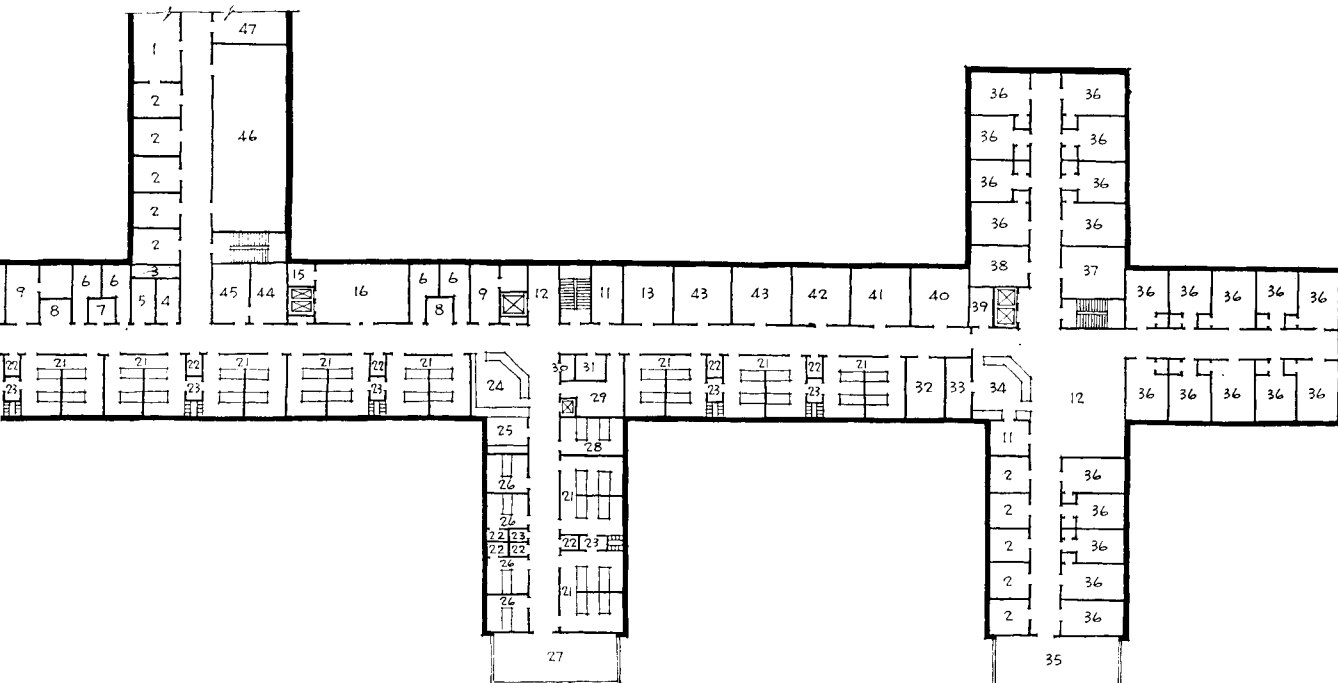


**DETAILED AREA AND PERCENTAGE AREA DISTRIBUTION FOR THE UNIVERSITY HOSPITAL \***

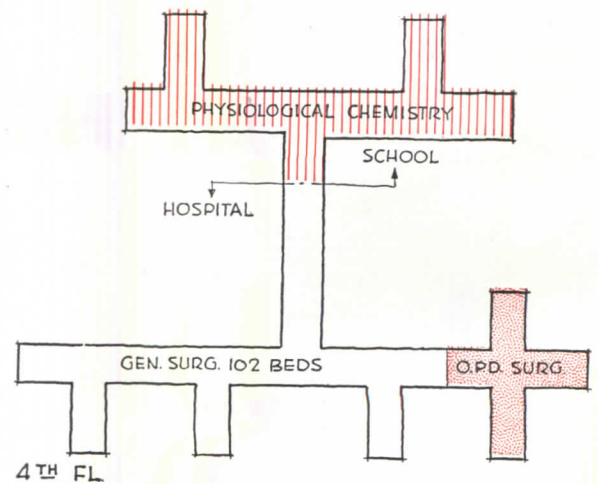
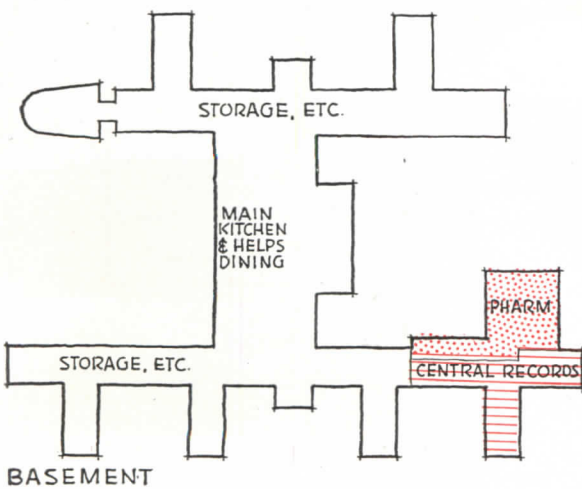
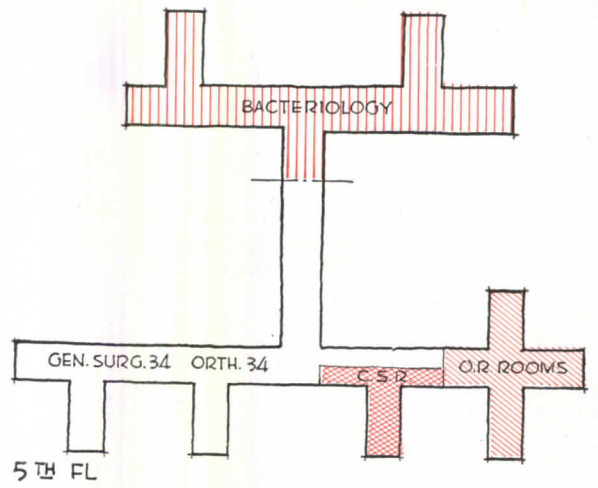
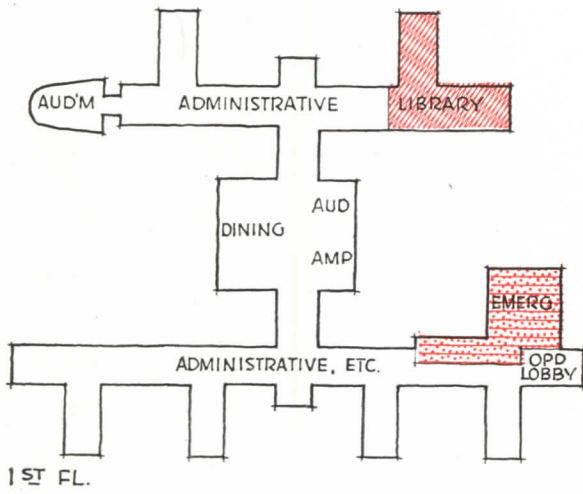
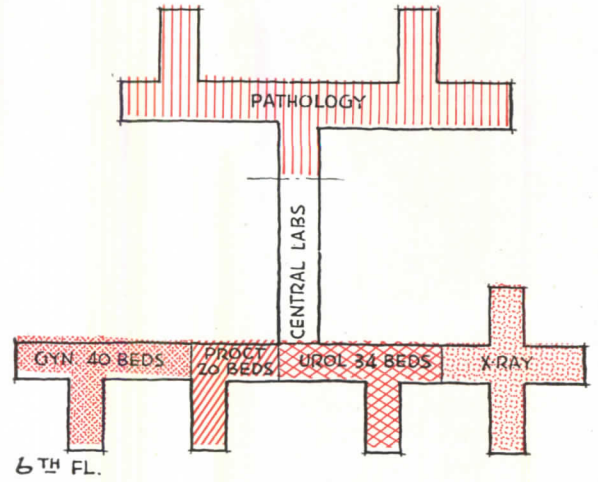
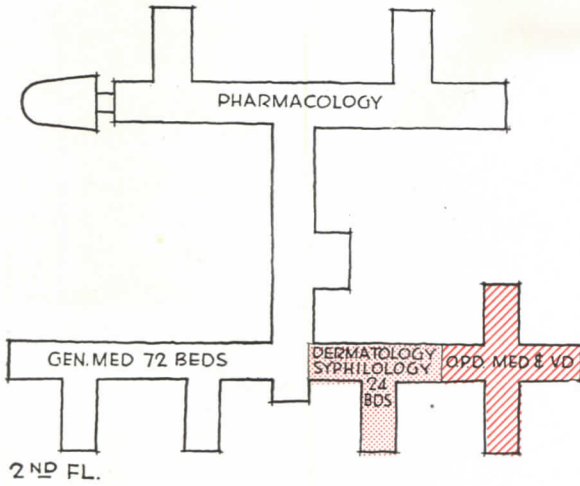
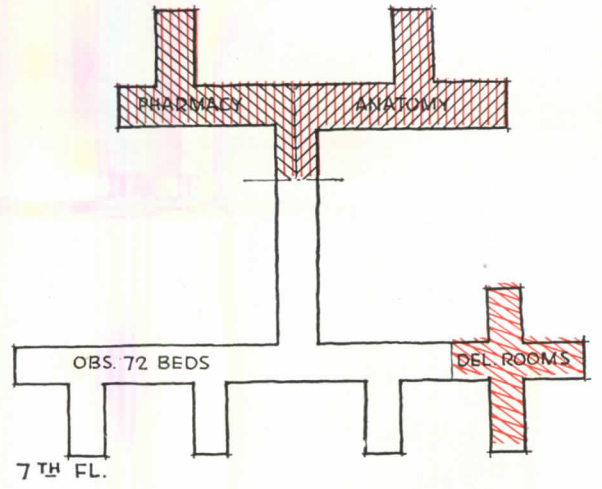
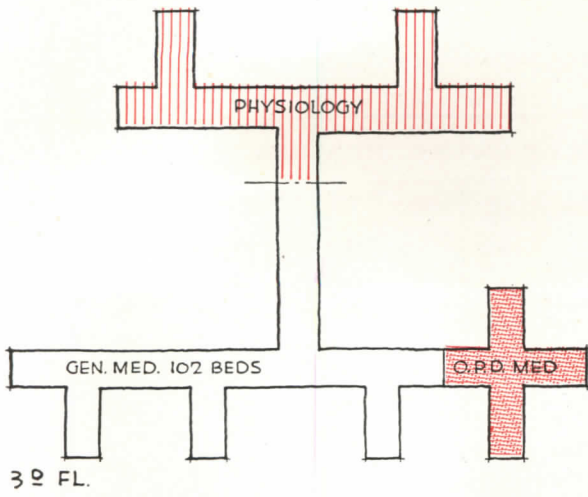
		Sq. Ft. Per Cent			Sq. Ft. Per Cent			Sq. Ft. Per Cent	
<b>A. PATIENT AREAS</b>			<b>5 Housekeeping</b>			<b>Employee Lockers—</b>			
1 Bed	70194		3846		Rest Room	3312			
2 Service (Floor)	52980		6000		Employee Cafeteria				
			38304	6.8	(Ground)	5004			
	123174	21.7	<b>E. ADMINISTRATION SERVICES</b>			Main Dining Room	9792		
<b>B. PATIENT SERVICE AREAS</b>			1 Administration			Private Dining Rooms	1440		
1 Operating Suite	9482		a. Director and Staff	2267		25652			
2 Delivery Room Suite	10020		b. Board and Conference	1933		5 Storage			
3 Nursery	4414		c. Business Offices	5176		Machine Rooms, Storage	11180		
4 Formula Room	660		d. Admitting Offices	1584			68601	12.1	
5 Emergency	8461		e. Tel. & Information	3782		<b>F. RESIDENT STAFF QUARTERS</b>			
6 Central Sterile Supplies	4740		f. Patients' Library	976		Living Quarters	24808		
7 Patients Clothes Room			g. Record Room	7620		Recreation	11880		
8 Recovery Room	1044		h. Unassigned Office				36688	6.5	
	38821	6.8	Space	1701		<b>G. EDUCATION AND RESEARCH</b>			
<b>C. ADJUNCT PATIENT SERVICE AREAS</b>			i. Mail Room—Post			Laboratories—Offices	30964		
1 Central Laboratory	6512		Office	1144		Student Health	2242		
2 Radiology	6564			26183		Amphitheatres	8211		
3 Pathology			<b>2 Visitor Facilities</b>			Class Rooms, etc.	11052		
4 Physiotherapy	2160		a. Lobby	3168		School of Mortuary			
5 Pharmacy	10224		b. Gift Shop	180		Science	5172		
6 Blood Bank	240		c. Coffee Shop	624		Photography	2640		
7 E.K.G.—B.M.R.—E.E.G.	648		d. Toilets, Lounge	570		Animal Storage	11880		
8 Out-Patient Department	52784			26183			72161	12.7	
9 Gastroscopic Rooms	1152		<b>3 Professional Service</b>			<b>H. CIRCULATION</b>			
	80284	14.2	a. Staff Lounge	1044		Stairs, Elevators &			
<b>D. SERVICE DEPARTMENTS</b>			b. Volunteer's Room			Corridors	108742	19.2	
1 Dietary—Main Kitchen				1044		Total	566775	100.0	
and Food Storage	25756		<b>4 Employee Facilities</b>						
2 Receiving & Stores—Purch.	1550		Nurse Lockers—Rest						
3 Maint. Equip. Stores			Room	6104					
4 Machine Rooms	1152								

(\*Including Clinical Departments, Research and Teaching Facilities and Resident Staff Quarters.)

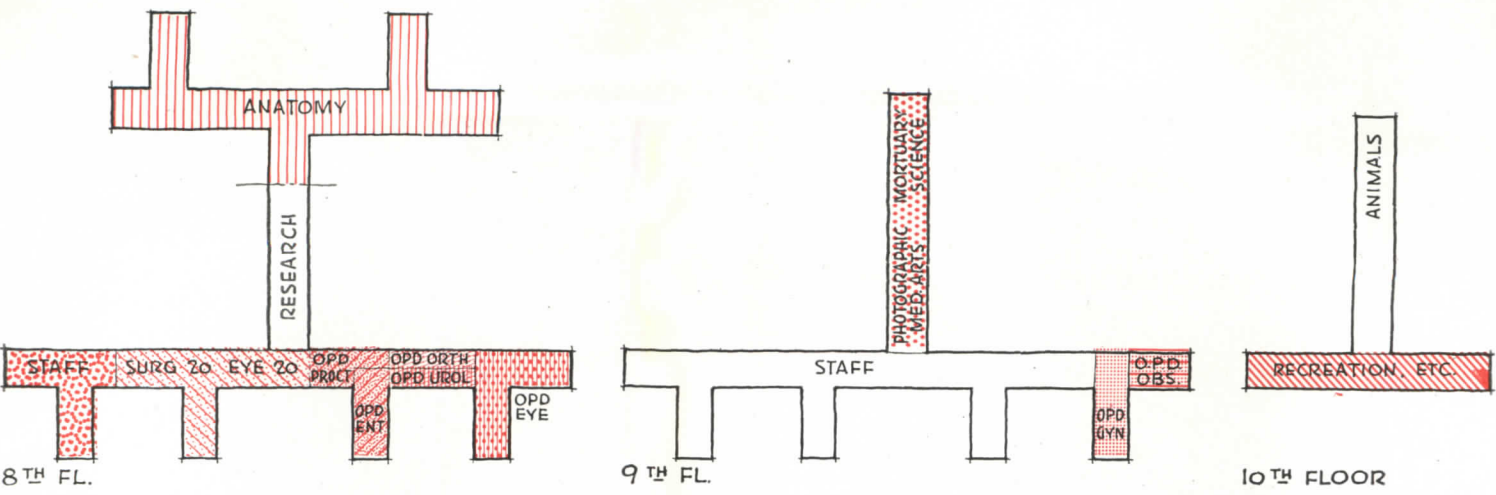
**SAMPLE FLOOR PLAN (THE THIRD)**





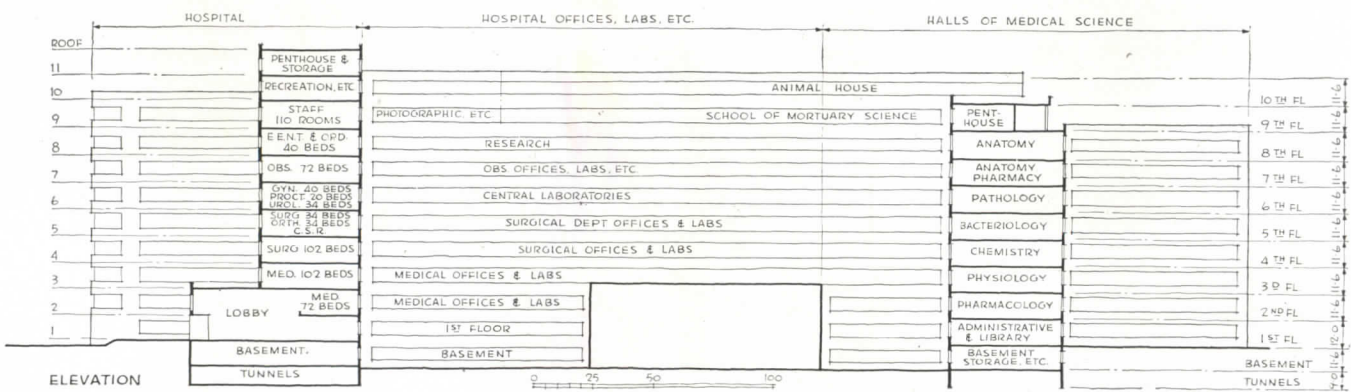






## SPACE ALLOCATIONS, WAYNE UNIVERSITY MEDICAL CENTER

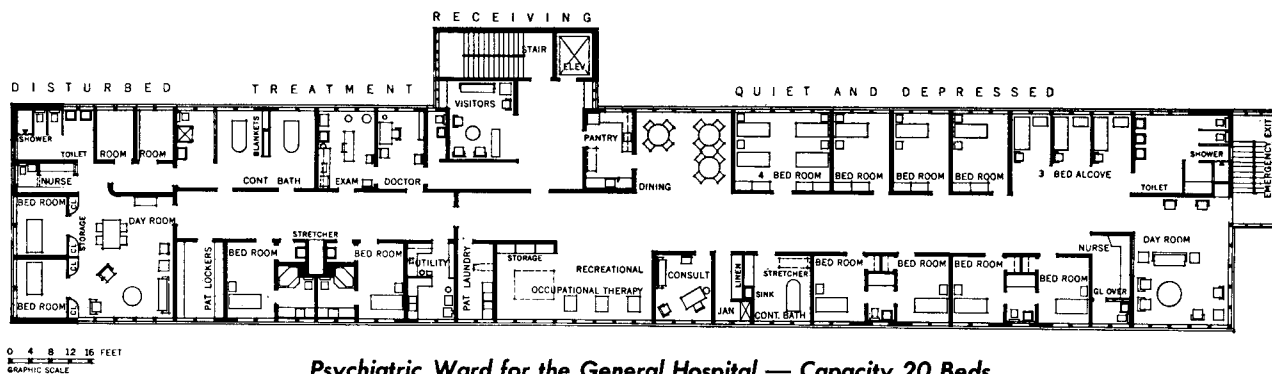
HOSPITAL AND OUT-PATIENT DEPARTMENT						
Floor	Hospital Proper	Beds	Out-Patient Wing	Connecting Unit	Sq. Ft.	Cu. Ft.
11	Machine Rooms—Storage				9,900	113,850
10	Recreation			Animal Storage	23,760	273,240
9	Resident Staff Quarters		Resident Staff	Mortuary Science- Photography	43,768	503,332
8	E.E.N.T. Beds, Obs., Gyn. E.N.T., O.P.D.	40	Eye O.P.D.	Obs-Gyn Laboratories & Offices	48,104	549,562
7	Obstetric Beds	72	(Delivery Rooms)	Obs-Gyn Labs & Offices	47,788	549,562
6	Gynecology, Surgery, Urology Beds	102	(X-Ray Dept.) (Physiotherapy)	Central Laboratories Hospital	48,252	554,898
5	Surgery, Orthopedic Beds, Central Surgical Supply	68	(Operating Rooms)	Surgery Offices and Laboratories	48,180	554,070
4	Surgery Beds	102	Surgery O.P.D.	Surgery Offices & Labs	48,180	554,070
3	Medicine Beds	102	Medicine O.P.D.	Medical Offices & Labs	48,180	554,070
2	Medicine Beds	102	Medicine O.P.D.	Medical Offices & Labs	50,566	581,509
1	Administration, etc.		O.P.D. Administration, Emergency	Main Dining Room, Auditorium	68,077	782,886
B	Locker Rooms, Service Storage, Cafeteria		(Record Room) (Pharmacy)	Kitchen—Food Storage	76,020	874,230
G	Pipe Tunnels, etc.				6,000	69,000
<b>Totals</b>		<b>588</b>			<b>566,775</b>	<b>6,517,913</b>





# MENTAL FACILITIES FOR THE GENERAL HOSPITAL

Plan suggestions of the U. S. Public Health Service



Psychiatric Ward for the General Hospital — Capacity 20 Beds

**Stair Hall:** continuous banisters from stair stringer to stringer with handrail attached to the side of banisters are advisable.

**Lobby:** attendant's desk and chair.

**Visitors:** large, heavy, overstuffed attractive furniture arranged for grouping of visitors and patients.

**Doctor's Office:** desk, 34 by 54 in.; chair — executive type; 2 armchairs; paper receptacle; bookcase.

**Examination Room:** examining table; foot stool; paper dispenser; examining light; adjustable stool; adult scale; instrument sterilizer, 4 by 6 by 16 in.; lavatory with gooseneck spout and elbow control; wastepaper receptacle; table, 20 by 30 in.; straight chair; 60 in. counter 36 in. high with cabinets above and below; electric shock machine.

**Tub Rooms:** 2 continuous tubs; 2 movable screens; toilet; dressing area; needle shower; laundry tub; linen and blanket storage; drying cabinet.

**Isolation Bed Rooms:** bedside cabinet; adjustable hospital bed; straight chair.

**Toilet Rooms:** lavatory with gooseneck spout and elbow control; counter 4 ft. long with cabinets below; water closet with bedpan lugs and bedpan flushing attachment; square tub with grab bar; shower head.

**Sub-Utility Room:** lavatory with knee control and gooseneck spout; linen hamper; hook strip; cabinets over stretcher closet.

**Patients' Locker Room:** table, 30 by 42 in.; straight chair; locked cabinets 3 ft. long by 2 ft. wide with clothes pole, shelving and bag compartment.

**Day Room for Disturbed Patients:** heavy, large and sturdy divans, overstuffed chairs and table and chairs suitable for dining; tile walls to door height with 4 in. radius cove at corners and at

base; acoustical treatment on walls above tile and on ceiling; built-in clothes lockers with tumbler locks.

**Disturbed Patients' Bed Rooms:** heavy iron bed; 4-ft. door opening out with 3-point latch to catch at top, bottom and center and with minimum projecting round knob handle.

**Disturbed Patients' Toilet:** 2 water closets, wall hung and without seat; toilet partition 4 in. thick by 4 ft. long by 3 ft. 6 in. high; shower with floor sloped to rear and shower head mounted on front wall at 7-ft. height and with locked controls in opposite wall; 2 lavatories; wall hung, unbreakable mirror.

**Nurses' Stations:** unbreakable glass; nurse's desk at counter, 30 in. high; chair; wastepaper receptacle; telephone outlet; counter with cabinets below and with medicine sink and with gooseneck spout; locked wall cabinet with locked narcotic cabinet; stool; bulletin board; chart rack.

**Utility Room:** laundry hamper; single compartment laundry tray with drain board; counter 36 in. high with cabinets below; single element hot plate on wall bracket; sink in counter with gooseneck spout and elbow control; bulletin board; instrument sterilizer, 4 by 6 by 16 in.; wall cabinet; utensil sterilizer, 20 by 20 by 24 in.; dressing cart (under wall cabinets); clinical sink; sanitary waste receptacle; wastepaper receptacle.

**Patients' Laundry:** 2-compartment laundry tub with double drain boards, locked cabinets below; disappearing ironing board; drying closet.

**Recreational and Occupational Therapy:** locked storage cabinets designed for easy and quick inventory of tools and equipment; for types of recreational and occupational equipment possible see "General Notes"; include outlets and screen for movies.

**Consultation Room:** desk, 30 by 54 in.; chair — executive type; 2 armchairs;

short divan; wastepaper receptacle; desk telephone.

**Storage Closet.**

**Janitor's Closet:** mop cart; curb and floor drain below slop sink; shelf; hook strip for mops.

**Continuous Bath:** continuous tub with controls on corridor wall; storage closets; movable table.

**Bed Rooms with Connecting Bath:** built-in closet with shelf and clothes pole; bedside cabinet; bed; 2 straight chairs; wastepaper receptacle; desk, 30 by 43 in.; dresser.

**Connecting Lavatory:** tub with shower head, curtain rod and shower curtain; lavatory; water closet; clothes hooks; waste receptacle. (Note: Connecting doors to be locked from bed room side only.)

**Day Room for Quiet Patients:** large room equipped as living room with storage closet for games, etc.

**Toilet:** 3 lavatories; unbreakable mirror; 2 water closets — wall hung with toilet partitions 5 ft. long by 4 ft. 6 in. high; tub and shower to be locked.

**3-Bed Alcove:** bed; bedside chest; movable clothes locker; wood panel partitions 9 ft. long by 5 ft. high.

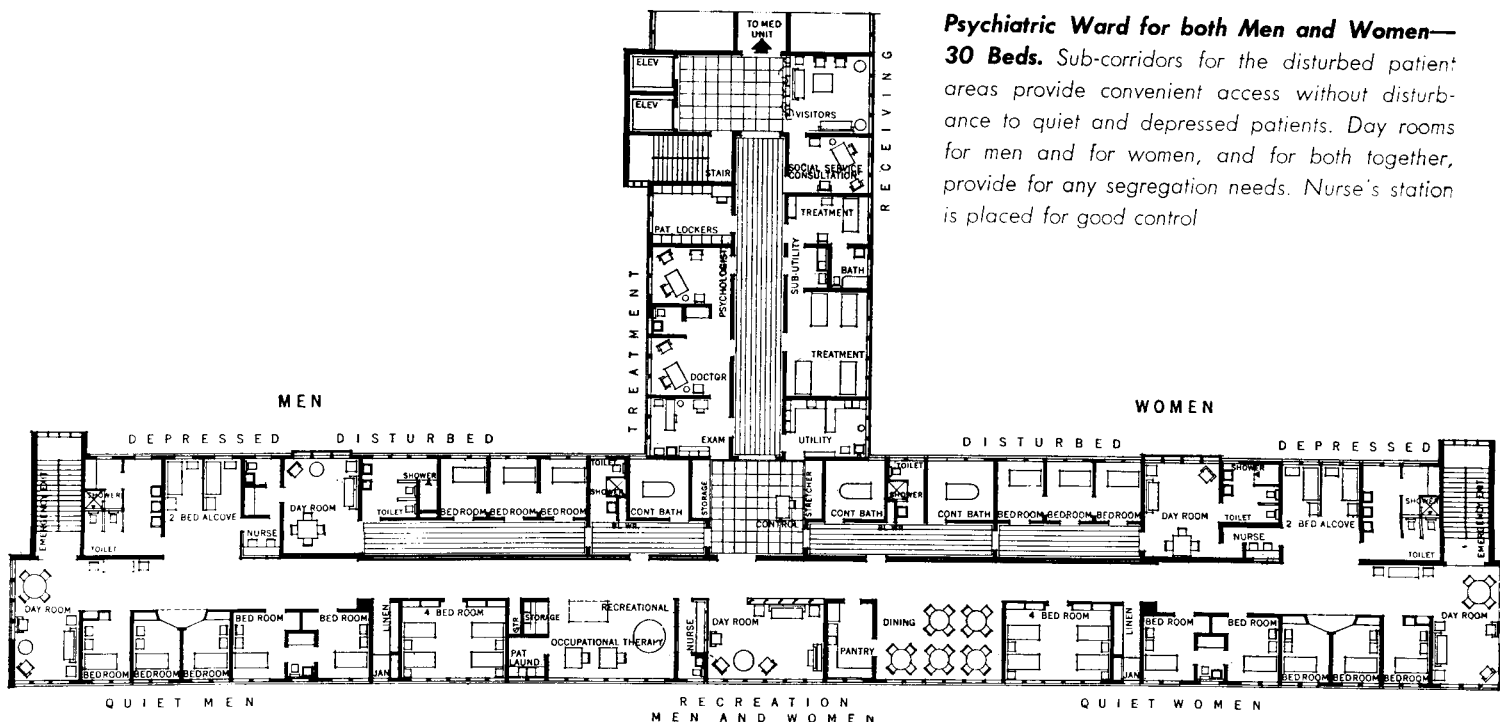
**4-Bed Ward:** built-in clothes lockers; 4 beds; 4 bedside chests.

**2-Bed Ward:** similar to 4-bed wards.

**Dining Room:** sufficient for 12 patients; complete facility with attendant service.

**Pantry:** counter 36 in. high — cabinets below with sink in counter and cabinets above; refrigerator — 8 cu. ft.; counter — 36 in. high with electric dishwasher; juice extractor; cracked ice bin; electric toaster; telephone to kitchen; bulletin board; towel bar; paper towel container; double element hot plate; sanitary waste receptacle; food cart.





**Psychiatric Ward for both Men and Women—30 Beds.** Sub-corridors for the disturbed patient areas provide convenient access without disturbance to quiet and depressed patients. Day rooms for men and for women, and for both together, provide for any segregation needs. Nurse's station is placed for good control

THESE plans\* were developed to show facilities and arrangements required to provide diagnostic service and short-term care (up to six months) for mental patients in the general hospital. Authorities vary in their estimates of the required number of beds for this service, placing them from 10 to 25 per cent of the total bed capacity of the general hospital; but all agree that not less than 10 per cent of the total bed capacity should be for this service. For flexibility and easy expansion, this service should be located near the medical wards.

Since considerable space is needed for treatment, recreational and occupational areas, a unit of 20 beds is considered minimum for desired economy. The plan shown on the opposite page, with detailed legend, is described in full. The remaining plans, developed to provide for both sexes, or for segregation by floor of the various classifications of patients, have additional comments.

In the first plan, the major sections of the ward are: (1) receiving and treatment area; (2) disturbed patients' area; (3) quiet and depressed patients' area.

The ward, as planned, is designed to provide for all types of patients of either sex.

Should it be decided to accommodate both sexes in one ward, additional toilet and bathing facilities could be provided in one of the existing bed rooms; and the isolation or receiving rooms would then serve as additional disturbed patient areas for men or women. However, it is not recommended that both sexes be placed in this ward, and any administrator would require careful selection of patients before attempting this.

In meeting the minimum requirements of 10 per cent of the total bed capacity of the general hospital, this

plan should not be repeated more than three times, as follows: (1) one floor for men patients; (2) one floor for women patients; (3) one floor for convalescent patients of both sexes (if required).

Beyond this number of wards, it is advised that each floor or ward be designed for each particular classification of patients. This is shown (see page 132) in the three plans developed for the disturbed, intermediate and quiet classifications of patients. In expanding this service, it should be remembered that it is necessary to provide this service in the general hospital; and effort should be directed toward bringing this receiving and early care service back into the general hospital rather than planning separate or receiving hospitals.

Where the ward is to be used for training, additional offices for psychologists and physicians and for interviewing would be necessary.

### RECEIVING

Patients should be received (from the out-patient department, from private doctors or, in emergency cases, from the ambulance entrance) in the visitors' room adjacent to the elevator and stair lobby. The sub-corridor provides access to the doctor's office without entry into the main living quarters for the well-conducted patients. From there patients may be assigned to the private rooms across from the doctor's examination rooms for a short period of observation. The patients' locker room is in this area for the receiving and careful marking of all clothes, gifts, etc.

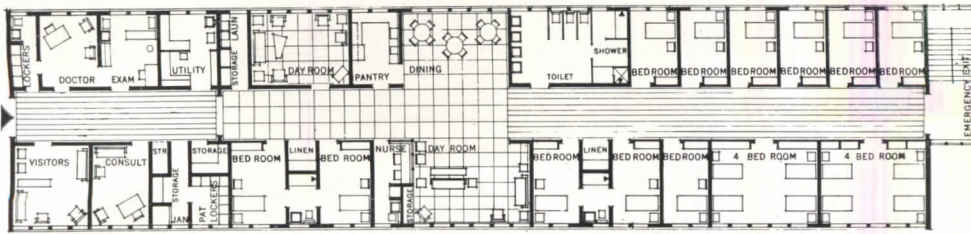
### DISTURBED PATIENTS

Disturbed patients' rooms are four in number, or 20 per cent of the total ward capacity. Two of these rooms are for the very noisy, and are screened from the day

\*Developed in consultation with members of the American Psychiatric Association. Material arranged by Alwin C. Guttersen, Staff Architect, Division of Hospital Facilities, USPHS



RECEIVING  
AND TREATMENT RECREATION



**Ward for 20 "Quiet" Patients, Men or Women.** The three plans on these pages were developed for cases where number of beds increases beyond the point where all classifications of patients could be put together

room by a sub-corridor leading to the nurses' station and to the continuous-bath room. All rooms are in full view of the nurse and attendants on duty. Generally it is not considered good practice to plan quiet rooms off sub-corridors because of the lack of assurance of sufficient care and attention to these patients. However, with the sub-corridor leading directly to the nurses' station and day room these patients are under easy observation without disturbing those patients in the day room, and can receive sufficient care and attention. The large day room is provided for the remaining patients and, in the daytime, may house disagreeable patients away from the remainder of the ward. Toilet spaces are larger than normally used, and clothes lockers are placed off the day room, rather than in the bed rooms, and are under supervision of the nurse and attendants.

Since the nurse will spend most of her time in the day room with the patients, some doctors may wish to eliminate the nurses' station and nurses' toilet. Other doctors, who believe it is better practice to divide their staff so that disturbed patients are cared for by entirely different psychiatrists, nurses and attendants, will insist on the additional nurses' station in this area.

### QUIET AND DEPRESSED PATIENTS

These cooperative and well-conducted patients are separated from the disturbed patients and receiving and treatment areas, and an effort is made to make these living quarters as pleasant as possible. Corridors are widened, and cross or exterior light is brought into them by opening up the recreation room, dining room and three-bed alcove. The nurses' station is projected into the corridor for complete observation of the corridor and day room, and is directly across the corridor from the three-bed alcove where the most depressed or suicidal patients are likely to be placed.

### TREATMENT FACILITIES

The unit shown, together with the facilities of the general hospital, will provide all treatment necessary for intensive and short-term care. The maximum stay is estimated to be six months, after which, if patients have not recovered, they will be transferred to a private or state mental hospital.

The facilities particular to this service are as follows:

1. Continuous baths: The main tub room is located adjacent to the disturbed unit since these patients are in greater need of this facility. It is open for use by other patients, however, from the corridor; one additional tub

is supplied in the well-conducted area for anxious or sleepless, but not noisy, patients.

2. Wet packs will be given on the beds in the bed rooms or on the movable tables in the tub rooms.

3. Salt rub or stimulating baths are given on the movable tables in the tub rooms.

4. Electric shock can be given on a stretcher which is wheeled into the examination room, after which the patient is wheeled to a bed room for recovery, or can be given in a bed room. Waiting space for this treatment can be a receiving bed room or the recreation room.

5. Insulin treatment preparation is made in the utility room; the treatment to be given in the larger ward.

6. Fever treatments by malaria will be given in bed rooms, the isolation rooms, or in the internal medicine section of the hospital. The inductotherm for electrical fever treatments is located in the out-patient and physiotherapy department, as it is there that the greatest use is made of that equipment.

7. The electro-encephalograph is assumed to be located near the out-patient department or near surgery. While manufacturers are making portable equipment which can be used in unshielded rooms, for the most accurate work it is still considered advisable to provide a shielded room for this facility. It would consist of a small room completely shielded by a mesh of good electrical conductor. The room should be large enough for a bed or large chair for the patient, and a nurse or intern. A shielded view panel, approximately 12 by 24 in., is provided in one wall in order that the patient and nurse may be observed from the operator's room which is adjacent. The connections from patient to machine are made through the wall.

8. The receiving bed rooms across from the examination room are equipped to be used for the few cases requiring isolation techniques that might arise, and for treatments such as prolonged narcosis.

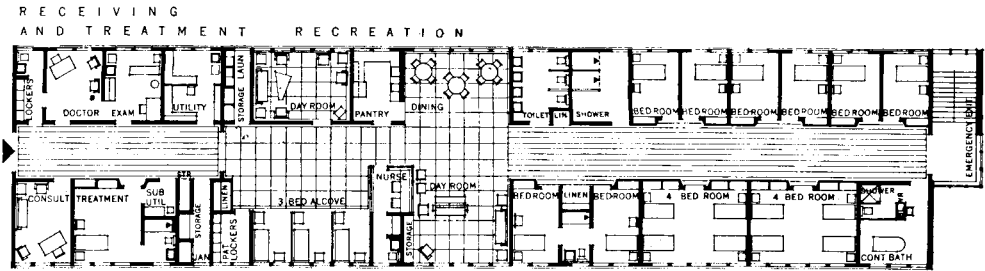
9. Consultation rooms. When more than one patient is housed in a room, it is necessary to have private consultation rooms for privacy of interviews. The doctor in charge has his office for this purpose, but it is advisable to have at least one additional office for private doctors whose patients are in the unit.

### OCCUPATIONAL AND RECREATIONAL THERAPY

Since patients may live in this ward for a period up to six months, large areas must be devoted to suitable occupation and recreation. The general hospital will have



**Ward for 20 Patients, either Men or Women, Classification "Intermediate."** Plans begin to get simpler when patients are closely classified. But the intermediate class still calls for close attention to patient supervision



its regular occupational therapy departments, and those noisy occupations requiring bulky equipment such as carpenter work bench, bicycle jig saw, electric grinder, lathe, etc., should be available to patients from this ward. On this floor should be lighter, more easily supervised occupations such as painting, wood carving, leather work, light metal work, sewing, weaving, etc. Locked storage areas should be designed so that quick inventory of all tools and equipment can be made before patients leave the room.

This area is also designated as a recreation area, and is sufficient for shuffleboard, quots, collapsible ping-pong table and small gym equipment such as demountable bar, wall ladder and stool, parallel bars, horse, pulley weight, exerciser, etc.

A patients' laundry room equipped for clothes washing and ironing is also necessary. Very often, when this facility is not supplied, the work is done in the utility room.

When possible, patients should have additional areas such as grounds or roof where outdoor exercise and play can be supervised.

Living, or day, rooms are located away from the traffic of incoming personnel, visitors or patients.

### GENERAL NOTES ON MATERIALS AND CONSTRUCTION

The building must be fireproof and the details must be of very sturdy construction. Care must be taken to avoid sharp projections of corners of structures, exposed pipes, etc., and no designs or details should be accepted that could encourage suicidal attempts, hiding, etc.

The whole ward should be acoustically treated and, as a further aid in noise control, air conditioning is desirable in that section comprising Treatment and Disturbed Patients' area.

All patient bed room doors and the corridor door

leading to disturbed patients' day room should have view panels of unbreakable glass; long, vertical panels approximately 6 in. wide to provide easy observation. Doors should be 3 ft. 10 in. to 4 ft. wide, have hidden hinges, and cylinder locks, and those doors in the Treatment and Disturbed Patients' area should be of heavy insulated design to avoid breaking and noise disturbance. Rubber door jambs will decrease noise.

If detention-type screens are used, ordinary windows and glass are possible. These screens have the added advantage of permitting the screen to be flush with the wall and thus eliminating projections and corners. When detention screens are not used, windows of sturdy design operated by a removable crank are recommended. These should be of such design that no opening large enough to permit exit is possible but still provide sufficient ventilation. No windows should swing into the room when opened.

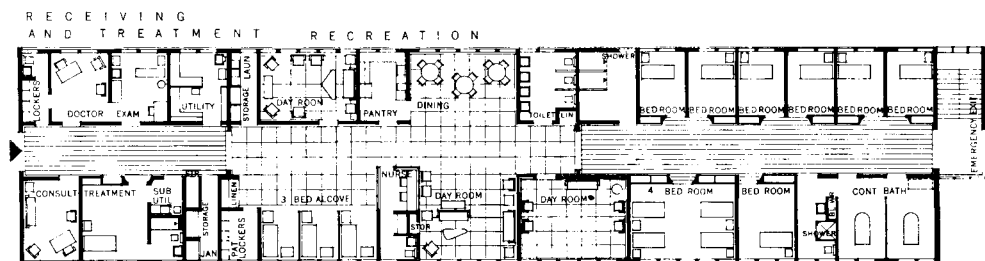
The ideal heating system, particularly in the Disturbed Patients' Section, would be radiant, and installed in the floor or ceiling. Should radiators be recessed into walls and concealed back of grilles, coves sloping outward to the floor should be provided for cleanliness.

Floors should be of rubber or asphalt tile except in wet sections and in seclusion bed rooms, where non-slip or quarry tile is recommended for easy cleaning. A 4-in. radius cove base at junction of floor and wall is recommended for cleanliness.


Walls can be of plaster except in wet sections and in Disturbed Patients' and Treatment areas, where they should be of tile to door height. Interior and exterior corners should be finished with rounded intersections of 3 in. radius. Above the tile wainscot the walls should be of non-absorbent materials in wet sections and of acoustical materials in other sections.

Ceilings should be of acoustical material throughout except for wet sections where they should be of non-absorbent material and stainproof.

**Ward for 15 Patients, either Men or Women, Classification "Disturbed."** This is different from the one above mainly in facilities. The extra day room in this plan is to be open to outside, more a porch than a room







Beth Israel Hospital, Passaic, N. J., Kelly & Gruzen, Architect-Engineers; Isadore Rosenfield, Hospital Consultant

## 100-BED HOSPITAL ON 150-BED CHASSIS

By Isadore Rosenfield

It is no exaggeration to state that almost all communities in the United States hope to benefit under the Hospital Survey and Construction Act. Judging by the existing proportion between general hospitals under 100 beds and those of 100 and more, it may be expected that the majority of applicants for federal assistance will want hospitals under 100 beds. It would seem that such applicants for small hospitals would have difficulty in obtaining federal approval if the reason

is the unwillingness to cooperate or the inability to obtain cooperation from neighboring communities. Hospitals under 100 beds are justified only under conditions of great sparsity of population involving great distances, or physical inaccessibility. Under the above circumstances there will probably develop a considerable demand for hospitals of about 100-bed capacity. If that is the size of hospital most of us will be called upon to plan, then that is the size we should study.

The basement being completely above grade, the outpatient department, emergency suite, cafeterias, kitchen and laundry will have good light and ventilation. The building will be set on the floor of an old reservoir; excavation will not become a major item of expense













# ARCHITECTURAL ENGINEERING

TECHNICAL NEWS AND RESEARCH

## RADIANT PANEL HEATING WITH WARM AIR

*House of Tyler S. Rogers, Toledo, Ohio*

*Russell B. Johns, Builder*


This is one of the first houses to test, under normal living conditions, a radiant panel heating system designed to maintain temperature comfort by responding quickly and automatically to changes in outside temperature. Warm air was chosen as the heating medium because its temperature and rate of flow can be altered in a minimum of time as called for by the thermostat. The temperature of the radiating ceiling can thus be changed much more quickly than is possible with a heavy-mass radiant panel such as a concrete floor. Using the entire ceiling of the house as the radiating panel also permits a greater range of surface temperatures without discomfort than is possible with a radiant floor.

The entire ceiling is in effect a plenum chamber in which the heated and confined air flows.

This ceiling plenum is formed by a hung ceiling some 4 in. below the main ceiling-on-the-joists. A gas-fired furnace forces warm air into the supply ducts in the attic area. These ducts lead to inlet boots in the ceiling plenum chamber at various points as shown on the plan (following page). A system of baffles directs the warm air to flow as uniformly as possible over the entire ceiling area, and finally to outlets which return the air to the furnace for reheating and recirculation. Heated air from the furnace does not enter the rooms, but transfers its heat to the hung ceiling.

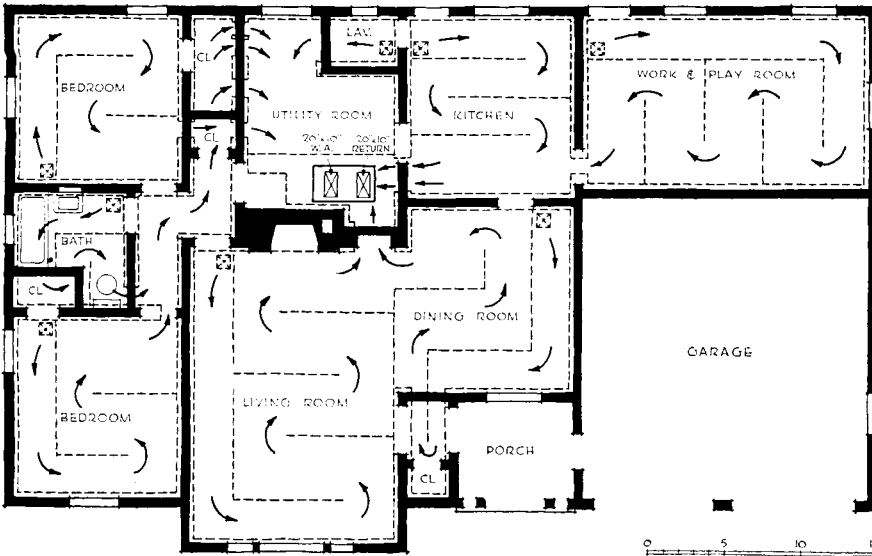

Heat is thus radiated downward from the warmed surface of the suspended metal-lath-and-plaster ceiling. The temperature differential between floor and ceiling remains constantly within the comfort zone with a single setting of the thermostat, irrespective of outside weather conditions.

The house is thoroughly insulated with Fiberglas and the window glazing is Thermopane. Insulation board, with sealed joints forms the normal ceiling above the hung ceiling. The concrete slab floor is insulated from the foundation wall by a 1 in. Fiberglas backing board. Heating unit is rated at 125,000 Btu and a  $\frac{1}{3}$  hp fan provides the necessary air circulation.





Tom O'Reilly Photo




FLOOR PLAN & CEILING PANEL PLAN


Plan at left shows by dotted lines the scheme of baffles built within the hung ceiling. Arrows indicate direction of air flow over room areas and into the outlets, which return the air to the furnace unit for reheating and recirculation. Closets, cabinets, and the top of some partition walls are dropped away from the structural ceiling to permit free passage of air within the ceiling. Shown above and below are views of the panel-heated rooms



Steps in installing the hung ceiling. **(1)** Hooks are attached to the true ceiling-joists to carry cross ties for metal lath. Notched sheet-metal baffles are also hung from the hooks to control direction of flow of warm air within the ceiling. **(2)** Metal lath in position, before application of scratch and finish coats of plaster. **(3)** View of attic shows insulated supply ducts that connect via warm-air inlet boots to the ceiling panels below. Insulation board sealed with strips is used to form top of ceiling plenum. Uninsulated pipe at right is not a part of the heating system but an exhaust for kitchen fumes




1



2

Below: gas-fired furnace which supplies the forced warm air. In the ceiling are the warm-air boot and the frame for the returning air outlet to be connected to the furnace

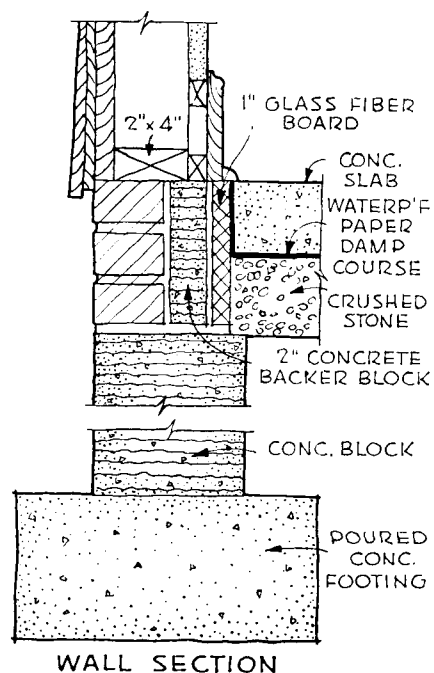


3





The Rogers house is carefully insulated to derive full benefit from the panel-heating system. Above, left: Fiberglass backing board, 1 in. thick, is applied to 2-in. concrete backer block below the floor sill. Left: a base for the floor slab consists of about 4 in. of tamped crushed stone. Below, left: a waterproof paper serves as a damp course between the crushed stone and the concrete slab. Below: detail of foundation and floor construction



# X-RAY FACILITIES FOR THE GENERAL HOSPITAL\*

By Fred J. Hodges, M.D.

**T**HE first matter to be considered in designing an x-ray department for a hospital is the extent and character of radiological service which is contemplated. This will depend upon the type of hospital, whether general or specialized, and whether it is intended for the care of chronic or acute diseases. It will depend also upon bed capacity and the anticipated extent of out-patient activities.

It is wise to plan at the outset for expansion, and attention is called to the fact that patient loads in x-ray departments are still increasing in proportion to total patient-days and out-patient visits. The plans of the hospital administration regarding the professional services of its radiological division are extremely important. The ability and energy of the radiologist to be engaged, and the extent to which he intends to devote his time to activities within the hospital will have a profound effect upon the total work load of the division. With all of these factors in mind it becomes apparent that no simple equation can be applied to predetermine on the basis of bed capacity alone the extent of floor space required.

Space requirements do not vary directly with work load. Increased volume in nearly every case implies increased complexity of activities with the inclusion of highly specialized machines. Consequently considerably more space is required than would be needed if increased patient volume merely represented simple multiplication of a few relatively uncomplicated procedures.

For purposes of illustration, let us consider briefly the fundamental x-ray needs of three hospital types commonly found in this country:

## 50-Bed Hospital

Service . . . . . General  
Nearest larger hospital . . . . . 100 miles  
Radiologist . . . . . Part time

## 200-Bed Hospital

Service . . . . . General  
Nearest medical center . . . . . 300 miles  
Radiologist . . . . . Full time

## 500-Bed (or more) Hospital

Service . . . . . General and teaching  
Radiologist . . . . . Full-time specialized staff

## 50-BED GENERAL HOSPITAL†

The 50-bed general hospital may expect a total yearly patient-visit load of approximately 2,400 in its x-ray division; an average of eight patients or less for

each working day. Services consist preponderantly of film examinations of the chest; about one-third to one-half of the total. Except in unusual cases there is no need of apparatus for x-ray therapy treatment. Such equipment is costly, requires expensively constructed quarters, and, more important, the skill and close attention of a radiologist particularly trained in this field. The few patients who might require x-ray therapy during the course of a year in a hospital of this size would be better served if they were referred to the nearest institution that is fully equipped and staffed. Radiation therapy can only be practiced effectively and safely in close cooperation with professional skill and physical facilities of the highest order in the fields of surgery and pathology.

Diagnostic equipment of low current capacity and obtainable at moderate initial cost is needed to provide for the relatively simple demands made upon an x-ray laboratory in a hospital of this size. Remarkably good results can be obtained with a 100 M.A. machine. An auxiliary instrument of the truly portable type can be purchased at low cost for use with patients who cannot be transported to the x-ray quarters, as well as for emergency work outside of the hospital. Equipment costs rise steeply when highly specialized features are added. It is much sounder planning to design and allocate space with an eye to possible future expansion than to over-equip at the outset.

Even the smallest x-ray department, however, must have an adequate and dependable electrical power supply, preferably derived from its own transformer by way of an oversize feeder line of sufficient cross-sectional area to insure against undue voltage drop.

Provision must be made for a photographic dark room equipped with film processing tanks in which the temperature of solutions can be maintained at or near 68° F.

The walls of the dark room, where unused film is stored, must contain a thin layer of sheet lead at least to the level of 7 ft. above the floor. Obviously leading is required only in those areas exposed to straight line radiation from all possible x-ray tube positions. The control unit of the x-ray machine must also be protected by some sort of leaded partition or screen. For situations in which x-rays are used for diagnostic purposes only a protective layer of lead  $\frac{1}{16}$  in. thick is ample. Lead glass should be used in the window of the control

booth. The U. S. Bureau of Standards supplies specifications for adequate protection against x-radiation.

The x-ray examining room, when used both for radiography and fluoroscopy, must be fitted with lightproof shutters and doors and with light controls for brilliant white and dim red or green illumination. Some procedures require hot and cold tap water, as well as convenient toilet facilities.

Over and above the technical activities to be housed in an x-ray division, provision must be made for: (1) the examination of finished films under proper conditions; (2) the orderly filing of film records; (3) the preparation of written reports; (4) the disrobing of patients; and (5) consultations.

The x-ray quarters of a 50-bed general hospital might well consist of three rooms and a toilet, as outlined in Table I. Location should provide easy access for bed patients and patients who come in from the outside for x-ray service.

## 200-BED GENERAL HOSPITAL

A 200-bed general hospital must make far greater space provisions for its x-ray activities. One may expect its x-ray work load to reach a total of 10,000 to 12,000 patient-visits annually, accommodating something like 40 patients each working day, some ten of whom will be coming for radiation therapy. A hospital of this size will have on its medical staff representatives of many specialties, each of whom will expect correspondingly specialized services of the radiological group. The number of patients to be examined fluoroscopically

\* Presented by Dr. Hodges of the Department of Roentgenology, University of Michigan, before the Ann Arbor Conference on Hospital Planning, April 5, 1947.

**TABLE I — X-Ray Facilities for 50-Bed General Hospital**

X-ray examining room (including dressing room and control booth)	10 x 14
Photographic dark room (with light-proof door or labyrinth)	6 x 8
Combination film-viewing room and office	8 x 10
Toilet room of moderate size accessible to examining room	

Approximate total floor space  
..... 300 sq. ft.



will require that separate facilities be provided for such work and the expected volume of urological examinations will call for x-ray equipment in at least one cystoscopic room.

The routine chest x-ray examination of all patients upon admission is a sound and valuable service for a hospital of this size, either by means of miniature film equipment located near the registration desk or by adding necessary items of apparatus to machines in the main x-ray department. Also, there is a legitimate and very considerable demand for bedside examination of patients with mobile x-ray equipment in a 200-bed institution. Sometimes this apparatus, mounted on a wheeled truck, is needed in the operating rooms.

The extent to which specialized procedures are required will depend upon the abilities, interests, and activities of the various members of the medical staff. No categorical listing of the services for which provision must be made would hold for all hospitals of this size.

The inclusion of radiation therapy facilities in a hospital at once presents problems to the architect. To install apparatus of higher voltage than 200,000 or 250,000 in a hospital of 200 beds is uncalled for unless there is assurance that the demand for radiation therapy will be heavy. The cost of machines above the 200,000 volt range is great, whereas the output paradoxically is reduced. All therapy installations require extensive leading of inside walls, the thickness of lead increasing with the voltage at which the tube is operated. Total floor loads may become very great, requiring advance reinforcing. Ordinarily a therapy machine designed for superficial treatment is needed in addition to the heavier duty unit.

The three-room x-ray suite of 300 sq. ft. area needed for a 50-bed hospital is entirely inadequate for a 200-bed institution. general requirements of

which are outlined in Table II. Floor space for both therapy and diagnostic departments totals about 2000 sq. ft. On the basis of this estimate, multiplying a hospital's bed capacity by four calls for an almost seven-fold increase of floor space to be devoted to x-ray activities. This greater provision is well justified in view of the importance of the elaborate service rendered and the income-producing potentialities of the x-ray division. It is neither necessary nor wise, however, for hospitals of this size to install every conceivable x-ray instrument that is available. There are many extremely particularized applications of x-rays in medicine which are out of place in any institution other than a very large medical center in which teaching and research are carried on.

### MEDICAL CENTER

A 500-bed (or more) hospital that is an integral part of a center of medical education requires a considerable increase in the way of equipment and space devoted to radiology. These requirements will not differ greatly when bed capacities vary as much as 300 to 400 because a considerable part of the x-ray plant owes its space requirements to teaching and investigative activities. At the University of Michigan, for example, medical radiology (exclusive of x-ray installations in engineering, physics, and the dental school) occupies some 20,000 sq. ft. Half of this space, located in one main unit three floors below the surgical operating rooms and one floor below the out-patient clinics, provides highly diversified clinical service to patients at the rate of 60,000 patient-visits per year; an average of 200 per working day distributed approximately five to one between the diagnostic and the therapy divisions. Comparing these figures with those quoted for a 50-bed general hospital, the bed capacity of 900 which is 18 times greater provides

a corresponding increase in the clinical work load. Space requirements on the other hand have soared 33 times, entirely exclusive of an equal amount of space scattered about the hospital plant where various specialized activities, both clinical and research, are housed.

It is of the first importance to make ample provision for teaching activities in an institution connected with a medical school. Much of this, at both the undergraduate and the postgraduate levels, is done best in the midst of clinical activities. Requirements for conference rooms and film-viewing rooms for the general medical staff and their students are heavy. There must be provided a library containing, in addition to books and periodicals, catalogued collections of lantern slides and teaching films. Desk space and viewing equipment must be made available to the staff of radiologists in training. Dark room and business office requirements are extensive.

There are many sound reasons for maintaining centralization of radiological facilities as far as possible. Electrical power circuits are most efficient in serving x-ray equipment when the distance between the transformer bank and the main distribution panel is held to the minimum. Photographic processing on a large scale permits the installation of efficient equipment for mass production. A central point for the delivery of supplies common to all x-ray work saves many man-hours for the hospital stores division. One cashier through whom all financial transactions are cleared makes for an efficient arrangement, as does a central appointment and information desk.

Only when certain specialized applications of radiology are developed to the point of great intimacy with some other medical activity that must be located elsewhere in the institution does it become practicable to establish outposts of the x-ray department.

TABLE II — X-Ray Facilities for 200-Bed General Hospital

#### Therapy Department

Room for deep therapy machine and patient's couch . . . . .	10 x 12
Room for superficial treatment machine . . . . .	8 x 10
Control booths entirely outside of treatment rooms . . . . .	6 x 8
Record office . . . . .	6 x 10
Examining room . . . . .	6 x 10
Consultation room . . . . .	6 x 10
Two dressing rooms . . . . .	8 x 5


Total approximate space for Therapy Dept. . . . . 470 sq. ft.

#### Diagnostic Department

Fluoroscopic room . . . . .	10 x 14
General radiographic room containing accessory equipment . . . . .	15 x 20
Two special service rooms for cystoscopy, and fracture, chest, or skull examinations . . . . .	12 x 20
Photographic dark room . . . . .	8 x 10
Film files and clerical office . . . . .	15 x 20
Film viewing room . . . . .	8 x 12
Radiologist's office . . . . .	8 x 10
Also, toilet room, coat closet, 3 or 4 small dressing rooms, interior corridor space, patient's reception room, storage room	

Total approximate space for Diagnostic Dept. . . . . 1500 sq. ft.

## PRODUCTS for Better Building



Aluminum is featured in design of small house tailored to assembly-line techniques

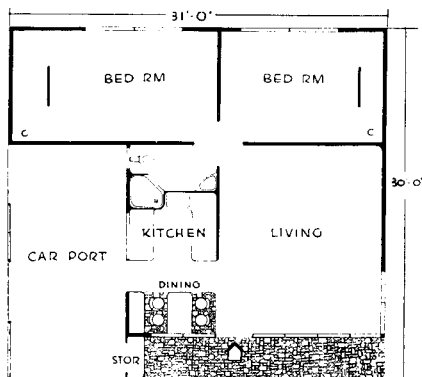
### CALIFORNIA HOUSE MASS-PRODUCED IN ALUMINUM

A new design for mass-produced houses, tailored to assembly-line techniques, has appeared on the West Coast. The Muntz House, designed by Jacque Fresco of Scientific Research Laboratories and marketed by Earl W. Muntz of Los Angeles, depends principally upon aluminum as a structural and finishing material.

The standard house shown here is a 1-room unit, consisting of two bedrooms, a living room, kitchen, dinette, bath, and car port. It covers 930 sq. ft. overall. There are 12 variations of the basic design with the same square footage of floor space.

Aluminum is used as the chief material because of its light weight, high strength-weight ratio, permanence, and ease of shop fabrication. Its light weight reduces shipping costs and permits the fabrication of larger sections in the factory, while extending the radius of profitable marketing. Factory-produced units for an entire house are said to weigh only a little more than 5000 lb.

Framing members and walls are erected on previously laid concrete foundations, poured into a standardized mold, around a network of previously assembled and set-in plumbing pipes and electrical conduits. Roof of the structure slopes down to an abrupt curve and then becomes the rear wall. This wall is securely anchored in the concrete foundation and braced by specially designed extrusions which are connected by patented lock joints. This roof and rear wall have lengthwise corrugations which act as stiffeners and at the same time provide drainage channels to the rear of the house. The two main longitudinal members which form the backbone of the structure also provide panels which grip the ceiling and wall panels. Design of the interior walls so as to converge at



the center line provides a trussing for the roof. The interior walls snap onto the wall girder extrusions by a patented lock. There are no nails, screws, or bolts in their construction.

Insulation is provided by the reflective nature of aluminum and by an inner lining of spun glass.

### ELECTRIC PANEL HEATING

A new type of electric panel heating has been introduced in an experimental house in Knoxville, Tenn., employing ceiling heating panels of conductive rubber. Reversing nature, chemists have transformed rubber from an insulator to an electrical conductor by adding high percentages of finely ground carbon, the material used in dry cell batteries. During the war, conductive rubber was used in heating pads to de-ice propeller blades and wing guns of aircraft. The panels developed for ceiling heating are 4-ft. square, consisting of conductive rubber sandwiched between two thin layers of plastic. Electricity is conducted to the edge of the panels by copper wire, but there are no wires within the heating area. Ceilings may be papered or painted in the usual way. Space above the ceiling is insulated with an 8-in. thickness of

rock wool. On the basis of Knoxville's low power rates, it is estimated that a small house can be heated at a cost of \$72.00 a year, if well insulated. The experimental house, built by the Fonde Construction Co. of Knoxville, consumed 1960 kilowatt hours of electricity in one test period lasting 24 days in March. U. S. Rubber Co., Rockefeller Center, New York, N. Y.

### SMOOTH-FACED PLYWOOD

Plywood is now being manufactured in limited quantities with an outer surface that reportedly is smooth, durable, and free of grain pattern. Known as *Welchboard*, this wallboard is of usual plywood construction except for its surface layer which consists of minute wood fibers from clean wood waste, bonded by a waterproof resin. The result is said to be an improved surface for the application of fine finishes; tests indicating that the surface takes the place of two to four base paint coats. Basic panel size is 4 ft. by 8 ft., and  $\frac{3}{8}$  in. thick, with an added  $\frac{1}{16}$ -in. skin of bonded wood fibers. Douglas Fir Plywood Association, Dept. AR, Tacoma 2, Wash.

### RANGE CONNECTION

Flexible bronze connections are available for gas ranges, which permit the range to be moved back flush with the wall. Flexible *Rex-Weld* is said also to save on installation costs, since pipe cutting and threading is unnecessary. Chicago Metal Hose Corporation, Maywood, Ill.

### AIR-COOLER

*Luminaire* looks like a standing indirect lamp, and is, but incorporated in its enlarged base is an air-conditioning unit reported to be capable of cooling up to 450 sq. ft. of normal floor area. Installation requires only tying it in with convenient water and drain connections, and plugging into existing electrical outlets. The insulated dome contains air inlet and outlet louvers. It is planned to include a germicidal lamp as optional equipment so that the unit may act as a combination air-conditioner, lighting unit, and air sterilizer. Parlong Air Conditioning Corp., Washington, D. C.

### ELECTRIC PLUG-IN STRIP

A  $\frac{7}{8}$ -in. thick steel molding can be clipped on the top of wall baseboards to provide electrical outlets every 18 in. along the wall. All room current is run through this plug-in strip, eliminating wiring behind walls and the over-loaded outlets of a conventional type. The plug-in strip can be located wherever most convenient; such as along chair rails at table height or along the back wall of kitchen work space, providing convenient outlets for the many types of

(Continued on page 166)



## MANUFACTURERS' LITERATURE

### AIR CONDITIONING

**American Air Filters in Industry: Electronic Dust Precipitation, Air Filtration.** Discussion of various types of industrial dust problems and typical applications of AAF air filters to such problems. Includes a chart of size and characteristics of air-borne solids. Separate sections deal with atmospheric dust and filtered air for industrial air conditioning, industrial ventilation, drying operations, product finishing, control of bacteria and mold spores, cooling electrical equipment, engines and compressors and miscellaneous industrial applications. 24 pp., illus. American Air Filter Co., 215 Central Ave., Louisville 8, Ky.\*

**New Industrial Dimensions.** Presentation of some of the major uses of industrial refrigeration and air conditioning, and how the problems of each application may be most efficiently and economically solved. Diagrams of heating and refrigeration systems. Description of various types of air conditioning and cooling. 32 pp., illus. Air Conditioning Dept., General Electric Co., 5 Lawrence St., Bloomfield, N. J.\*

**Sirocco Humidifiers, Dehumidifiers and Air Washers for Air Conditioning.** Catalog of a line of air conditioning equipment, containing description of the Sirocco method of air washing and of humidity control systems and air washing without humidifying. Specifications, dimensions and general data tables, psychrometric chart. 34 pp., illus. American Blower Corp., Detroit, Mich.\*

### GLASS BLOCK

**(1) Ideas for Brighter Homes with Insulux Glass Block; (2) Ideas for Commercial Applications; (3) Owens-Illinois Insulux Glass Block 1947 General Catalog.** Three new booklets on glass block and their use. Construction information and general data given in (1), together with a number of plans for the use of glass block in the home, and full installation details. Typical commercial applications are shown in (2), and design information is given. The general catalog (3) shows applications in home, hospital, store and factory; advantages claimed; designs, sizes and description of the full line of glass block; construction details, basic specifications, technical data. 16, 16 and 28 pp., illus. Insulux Products Division, Owens-Illinois Glass Co., Toledo, Ohio.\*

\* Other product information in Sweet's File, 1947.

### GLUE IN PREFABS

**Glued Prefabricated Houses.** Basic information on the use of glue in prefabricated operations. Lists the many uses of glue in prefabricated construction, describes the latest methods of applying the bonding agents and the techniques for applying pressure and speeding the curing of the adhesives. Includes a chart listing standard conditions for best results with casein glues. 8 pp., illus. Casein Co. of America, 350 Madison Ave., New York 17, N. Y.

### LAUNDRIES

**Architects Handbook.** Basic information on planning the home laundry: equipment, built-in conveniences, wiring, plumbing. Plus 11 detailed plans for home laundries, all designed by L. Morgan Yost, A.I.A. The plans include several combination laundries (laundry-utility room, laundry-kitchen, laundry-sewing room), basement and minimum-space laundries, even a garage-laundry. Installation details, specification sheets. 40 pp., illus. Bendix Home Appliances, Inc., 3300 W. Sample St., South Bend 24, Ind.\*

### METAL TREATING

**Bonderizing: A Parker Process that Holds Paint to Metal and Resists Corrosion.** Complete description of a treatment for metals designed to preserve fine finishes by anchoring the paint and retarding corrosion. Methods of application are described and illustrated, results of various tests are reported, and typical uses are shown. Suggested architectural uses include hardware, steel windows, bathroom and kitchen cabinets, steel partitions and screen frames, air conditioning equipment. List of regular users included. 44 pp., illus. Parker Rust Proof Co., 2177 E. Milwaukee, Detroit 11, Mich. Copies for manufacturers only.

### METALS

**Finishes for Aluminum: Section I, Types of Finishes; Section II, Standard Processes.** The first of these two volumes discusses cleaning treatments, mechanical surface finishes, chemical surface finishes, electrolytic oxide treatments, electroplated coatings, paint application methods, paint coating, ceramic coatings, special finishes such as silk screen and sprayed metal finishes. Second section gives shop data on materials, equipment, solution preparation, procedure and control for more than 30 of the

most widely used finishing processes. 108 pp., illus., and 120 pp. Reynolds Metals Co., Dept. 27, 2500 S. 3rd St., Louisville 1, Ky.\* \$2.00.

### PANELS, MOLDINGS

**Marlite for the Finest in Low-Cost Luxury Interiors.** Description of Marlite wall and ceiling panels, the three patterns available, advantages claimed; chart of colors and finishes; table of uses. Installation details, general specifications. Catalog of moldings. 8 pp., illus. Marsh Wall Products, Inc., Dover, Ohio.\*

### PARTITIONS

**Martin-Parry Metlwal.** Descriptive bulletin on a line of movable steel partitions and interior paneling. Shows cut-away sections, gives complete specifications, installation details, typical installations. Products include partitions of various heights, glazed and standard railings, accessories such as sliding windows, grills, doors. 16 pp., illus. Martin-Parry Corp., Fisher Bldg., Detroit 2, Mich.\*

### REGULATORS

**Temperature Regulators and Controllers (Bulletin 464).** Engineering, operating and maintenance data; construction details of each class or type of regulator or control; sizing and capacity tables to guide the selection of the proper unit for specific applications; instructions for installing, operating, dismantling, cleaning and assembling. Both self-contained regulators and external-pilot-operated controllers are included. 24 pp., illus. Leslie Co., 57 Delafield Ave., Lyndhurst, N. J.

### ROOFING

**Built-up Roofs Applied Cold!** Description of Flintkote Cold Process roofing, the materials used, typical installations, advantages claimed, specifications. 14 pp., illus. The Flintkote Co., Building Materials Division, 30 Rockefeller Plaza, New York 20, N. Y.\*

### STEEL


**Allegheny Metal Stainless Steels: Base Prices and Classifications of Extras (Bulletin A).** New base prices and extras applying to Allegheny Metal Stainless Steel and related products — sheet extras, plates (solid) and plates (clad) extras, bars, wires, angles, strip and flat wire extras, seamless tubing, 6 per cent chrome. Allegheny Ludlum Steel Corp., Brackenridge, Penn.\*

### STORE FRONTS

**People Buy by Eye.** A series of architect-designed store fronts (the majority by Ketchum, Giná and Sharp and the

(Continued on page 176)

# The Original Specification Was Right!



**T**HE building was a thing of beauty inside and out. It was ideally suited for its purposes in every respect—except one.

That deficiency made the building a disappointment to owner and tenants. The rooms and corridors were reverberant. Working quarters were noisy.

When the owner complained, the architect pointed out that unfortunately his original specification for sound conditioning had been eliminated in a penny-wise effort to cut costs. The only remedy—sound conditioning as originally specified, but installed at added expense because the building is now finished and occupied. This time, the recommendation was not over-ruled.

Architects know that in most buildings sound conditioning is necessary for human comfort and efficiency. Even when every possible cost saving must be made, specifying sound conditioning is good practice—and good insurance of client satisfaction.

Acousti-Celotex\* sound conditioning accounts for only a negligible part of the total cost of a structure.

When planning a building in which an atmosphere of quiet comfort is wanted, remember this—more sound conditioning has been done with Acousti-Celotex than with any other material. That is significant evidence of Acousti-Celotex excellence.


The Celotex Corporation line of acoustical materials is complete and up-to-date, as pictured and described in your Sweet's Architectural File. For the latest data on availability of any Acousti-Celotex materials in the quantities your specifications may require, consult the local Acousti-Celotex distributor. Or address your question to The Celotex Corporation, Dept. AR-476, Chicago 3, Illinois.

*Sound Conditioning with*  
**ACOUSTI-CELOTEX**  
REG. U.S. PAT. OFF.  
*\* Perforated Fibre Tile* SINCE 1923

Sold by Acousti-Celotex Distributors Everywhere • In Canada: Dominion Sound Equipments, Ltd.  
 A PRODUCT OF THE CELOTEX CORPORATION, CHICAGO 3, ILLINOIS



# JAMES WELDON JOHNSON HOUSES



## It's FITZGIBBONS in this fine new housing project

Architects: Julian Whittlesey, Harry M. Prince and Robert J. Kelly; General Contractor: Wilaka Construction Co.; Consulting Engineer: Alexander D. Crosett; Heating Contractor: Heating Maintenance Corp. Photo courtesy of New York City Housing Authority.

... And therefore it's *assured* comfort and *assured* operating economy and long life. Mighty good reasons for the installation of these five Fitzgibbons "D" Type steel boilers with a combined capacity of 212,500 sq ft S.B.I. rating, in this new construction—one of a number of outstanding Fitzgibbons installations in New York City Housing Projects.

Fitzgibbons "D" Type steel boilers, with their heritage of fine construction and proven design, are increasingly the choice for large building projects. Strict compliance with A.S.M.E. Codes, Hartford Inspection and Steel Boiler Institute requirements mark one important reason why. You'll be interested in the many other important reasons. Ask us.



### ***Fitzgibbons Boiler Company, Inc.***

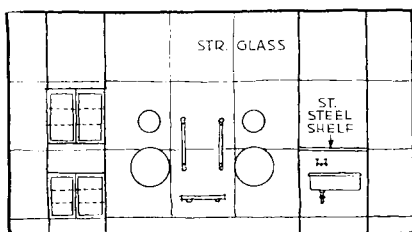
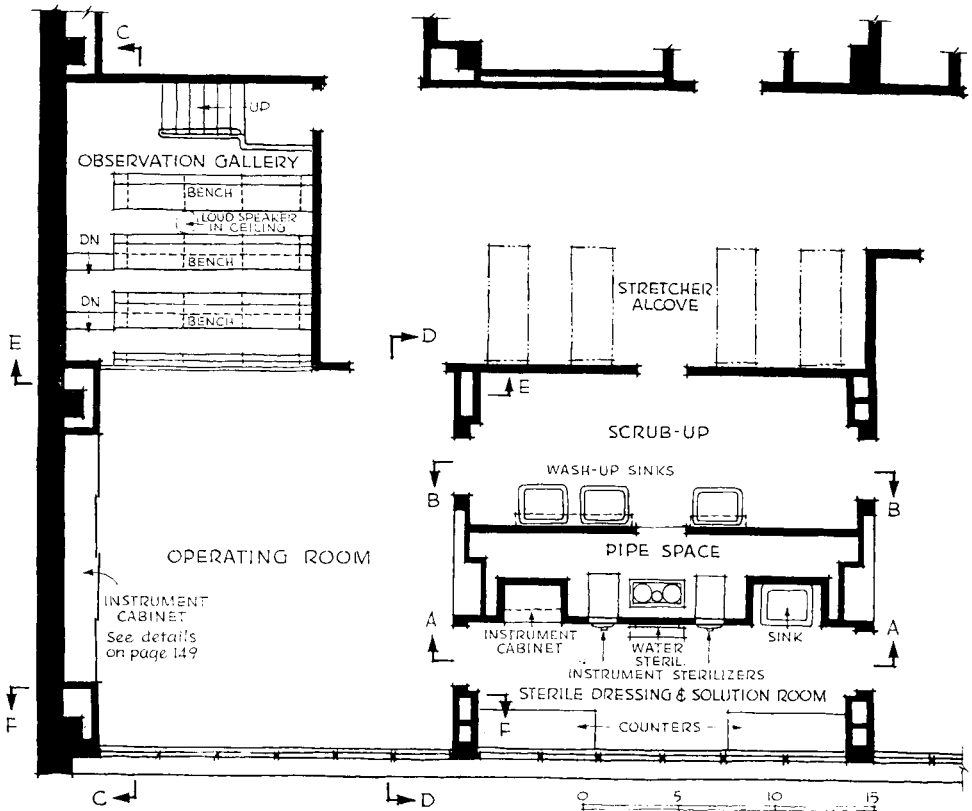
101 PARK AVENUE, NEW YORK 17, N.Y.

Manufactured at: OSWEGO, N.Y.

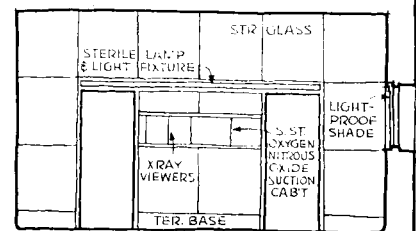
Sales Offices in Principal Cities

## HOSPITAL OPERATING ROOM DETAILS

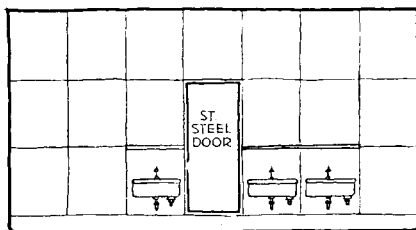
Veterans Administration Hospital, Fort Hamilton, N. Y. Skidmore, Owings & Merrill, Architect-Engineers



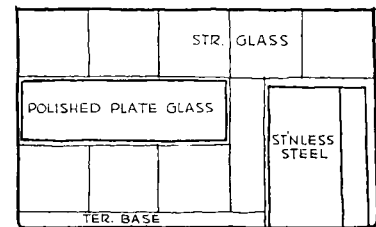
ELEVATION A-A



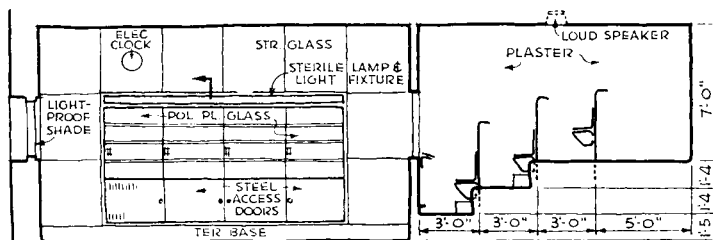
ELEVATION D-D



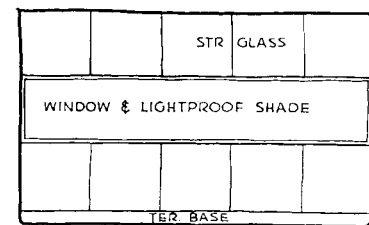
ELEVATION B-B



ELEVATION E-E




ELEVATION C-C See page 149 for details of instrument cabinet



ELEVATION F-F

(Continued on page 149)





## FUNCTIONALLY DESIGNED ... OPTICALLY ENGINEERED

*M*odern, functional Day-Brite Fluorescent Fixtures combine better light with better taste.

Certified distribution curves prove their efficiency. A variety of pleasing designs to complement the architectural treatment of any installation requirement.

Send for our bulletins or consult your nearest Day-Brite Lighting Engineer for details.

*The VIZ-AID*—Patent V-shaped ALZAK louvers assure more even distribution of glareless light and provide more light on the working plane. For continuous or unit mounting—surface or suspension. Designed for two 40-watt lamps. U. S. Patent No. D-138990—others pending.

Day-Brite Lighting, Inc., 5465 Bulwer Avenue, St. Louis 7, Mo.

Nationally distributed through leading electrical supply houses.

In Canada: address all inquiries to Amalgamated Electric Corp., Ltd., Toronto 6, Ont.



IT'S EASY TO SEE WHEN IT'S

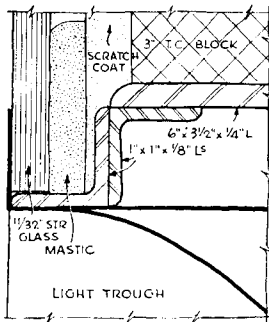
# DAY-BRITE

*Lighting*

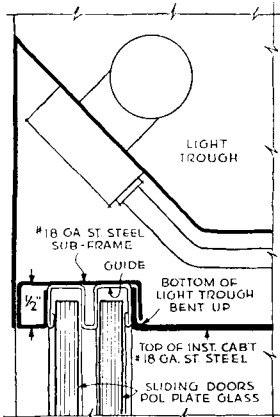
961

## HOSPITAL OPERATING ROOM DETAILS *(Continued from page 147)*

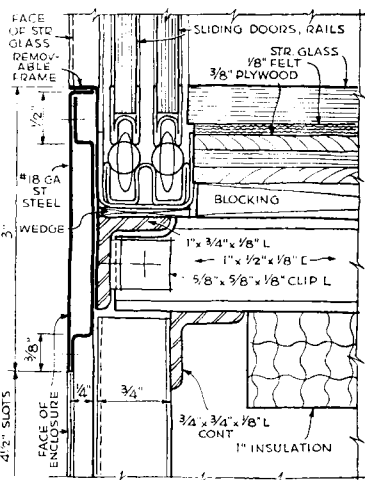
Veterans Administration Hospital, Fort Hamilton, N. Y. Skidmore, Owings & Merrill, Architect-Engineers



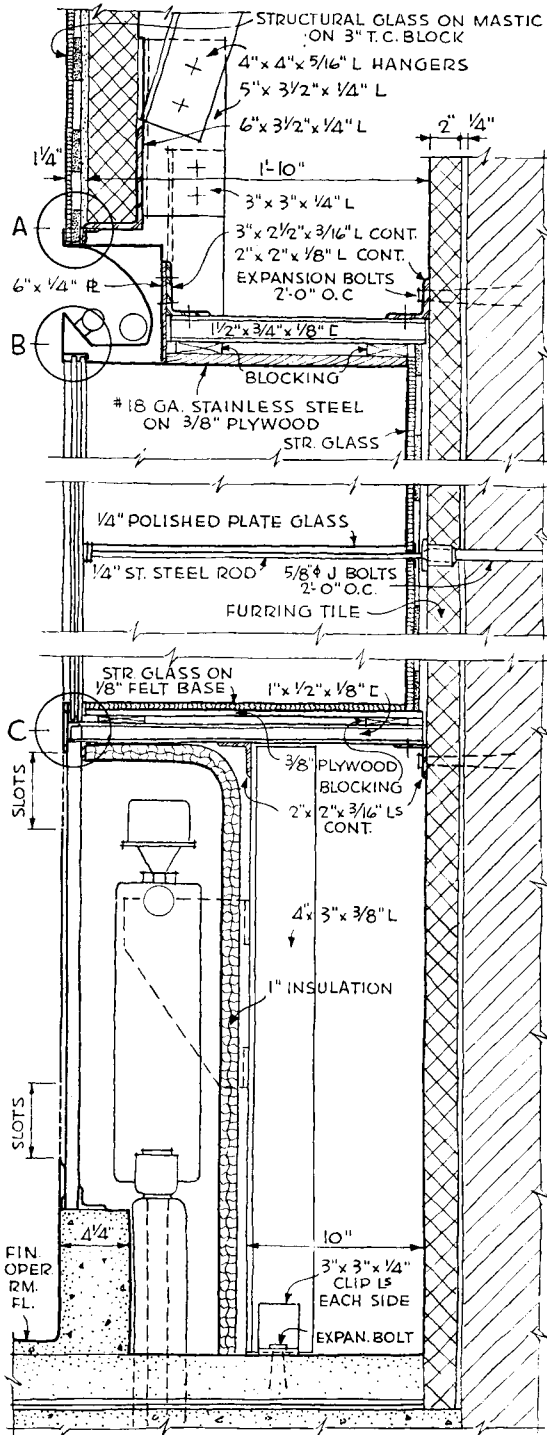
DETAIL "A"  
HALF FULL SIZE



DETAIL "B"  
HALF FULL SIZE



DETAIL "C"  
HALF FULL SIZE



CROSS-SECTION OF INSTRUMENT CABINET  
(Page 147)

0 6" 1' 2'



# “Profits up...workers’ morale an



**MODERN INSIDE** as well as out, the attractive jewelry store of Mr. Henry Webel at Ridgewood, Long Island, offers customers the year-round comfort of Servel All-Year Gas Air Conditioning.

**CUSTOMERS** find this attractive shop a welcome refuge from summer heat and winter cold, thanks to the comfortable indoor climate provided through every season by Servel All-Year Gas Air Conditioning.

# Efficiency higher

... since installing the Servel

## All-Year Gas Air Conditioner!"

*That's what typical commercial users say about this new Servel equipment*

Yes, you can specify Servel *All-Year Gas Air Conditioning* for your clients' stores, offices, laboratories and other commercial buildings with complete confidence that this equipment will more than justify its cost.

In fact, typical comments received from commercial and professional users the country over indicate you will be safe in telling your clients that the Servel *All-Year Gas Air Conditioner* can actually *pay for itself* in a very few years! Everywhere users report increased summer profits, greater store traffic, less sick time lost from work, higher employee morale and efficiency—all advantages that pay off in dollars and cents.

A typical experience with Servel *All-Year Gas Air Conditioning* is that of Mr. Henry Webel, of 57-36 Myrtle Avenue, Ridgewood, Long Island. He says:

"I've been more than satisfied with the clean, comfortable indoor climate the Servel Conditioner has provided the year round in my jewelry store. The Servel unit has proved efficient, economical, and simple to operate. Best of all, it has increased my summer busi-


ness—and hence my profits—to the point where the Conditioner will have actually paid for itself in a very few years!"

Hundreds of similarly enthusiastic letters are in our files from commercial as well as residential users from coast to coast.

There's a simple reason for the striking popularity of Servel *All-Year Gas Air Conditioning* in commercial installations. This unique equipment provides *all* the functions of year-round air conditioning. And does it with *a single unit!* In summer, the Servel unit cools and dehumidifies the air. In winter, it heats the air and adds just the right amount of humidity for comfort. Year round, Servel circulates filter-cleaned air, without drafts, and always at a comfortable temperature and humidity.

If you'd like more information on how you can bring the year-round comfort—and the money-making benefits—of Servel *All-Year Gas Air Conditioning* to your commercial and professional clients, get in touch today with your local Gas Company. Or write direct to Servel, Inc., 8706 Morton Avenue, Evansville 20, Indiana.

**TRIED . . . PROVED . . . SUCCESSFUL . . .** *From Boston to San Diego . . . From Bismarck to Miami . . .* The Servel *All-Year Gas Air Conditioner* is operating in hundreds of installations from coast to coast. Some have been running for more than four years. The equipment is tried, tested . . . and approved by users everywhere.



**Servel**  
*All-Year* GAS AIR CONDITIONER



## THE RECORD REPORTS

(Continued from page 16)

Architects, a member of the Seattle Planning Commission and the Eugene Planning Commission, and worked with the U. S. Housing Bureau at Bremerton.

### CLAUDE J. STEFFES

Claude Joseph Steffes, a partner in the firm of Allen, Koehler, Steffes, Architects, of Appleton, Wisc., died on April 6th following a brief illness. He was 50.

A native of Wisconsin, Mr. Steffes was associated for 15 years with the architectural firm of Zimmerman, Saxe and MacBride in Chicago. He was a member of the American Institute of Architects and the State Association of Wisconsin Architects.

### AT THE COLLEGES

#### Plan for Westport

In response to a plea made by citizens of Westport, Conn., the Section on City Planning of Yale University's Department of Architecture is now preparing a plan for the Town of Westport in an effort to solve problems common to many communities throughout the nation.

Preliminary sketches were presented to the Westport townspeople on May 7th. Keynote of the proposals was the preservation of the rural character of the town while insuring against future growth of an undesirable nature. Included were plans for a new shopping center, a community and civic center, zoning, and industry and recreational facilities.

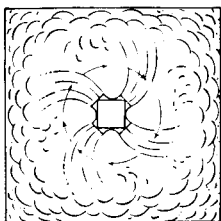
The Yale group is taking the Westport problem as a term project, with more than 50 undergraduate professional students and five graduate students collaborating on research and in the submission of the plan. The work is under the direct supervision of Prof. Christopher Tunnard, chairman of the Section of City Planning. Graduate students in the Law School and in the Department of Sociology are cooperating on the project.

#### Residential Planning


From the drafting boards of students in Columbia University's School of Architecture have come plans to transform Adolph Zukor's 800-acre estate in New City, Rockland County, N. Y., into a model residential community of 500 private homes. It will be known as Rockingham Park.

In general the plans propose the construction of individual residences on lots varying from  $\frac{1}{3}$  to 2 acres. A portion of

(Continued on page 154)



TOP VIEW Showing coverage.



SIDE VIEW Showing moving streams of heated air sweeping slowly around complete circle.

## Only Revolving Discharge Gives the Ultimate in Uniform, Healthful Plant Heating

**T**HE Wing Revolving Unit Heater differs from every other unit heater on the market in its unique method of distributing the heated air. Instead of projecting the air in one or more streams in fixed directions, the slowly revolving discharge outlets of the Wing Revolving Heater distribute the heated air in *constantly changing* directions, covering the working area completely, uniformly and with a healthful, refreshing effect.

Write for a copy of Bulletin HR-5

# L. J. Wing Mfg. Co.

Specialists in the Design and Manufacture of Air Handling Equipment for over 65 years

151 W. 14th St., NEW YORK 11, N. Y. Factories: Newark, N. J. • Montreal, Canada

TURBINE BLOWERS • TURBINES •  FANS • MOTOR DRIVEN BLOWERS  
 REVOLVING UNIT HEATERS • UTILITY HEATERS • FIXED DISCHARGE UNIT HEATERS  
 DUCT FANS • DRAFT INDUCERS • HEATER SECTIONS • SHIP VENTILATORS • FOG ELIMINATORS




## how can I best use this x-ray space?

**Planning** the hospital x-ray department is one of the toughest problems an architect can encounter; it requires a lot of highly *specialized* technical background and experience. Feel free to call upon us for help when your next project comes up . . . you'll enlist the cooperation of an organization with fifty years of "know-how" in the design of fine *x-ray apparatus* and efficient *working layouts* to complement it.

As part of this many-sided service-to-architects (the completeness of which can nowhere else be found) we will be glad to provide you with this handbook of helpful x-ray information. The coupon here, attached to your letterhead, will bring it to you promptly.

**Picker**  
SINCE 1879 DESIGNERS AND

**x-ray corporation**  
BUILDERS OF FINE ELECTRO-MEDICAL APPARATUS



The 78-page Picker "HANDBOOK FOR HOSPITAL X-RAY DEPARTMENT PLANNING" is full of helpful information . . . contains typical layouts, space requirements, equipment description, wiring specifications, similar technical material.

PICKER X-RAY CORPORATION  
300 FOURTH AVE., NEW YORK 10, N.Y.

PLEASE SEND ME YOUR HANDBOOK  
OF X-RAY PLANNING

NAME .....

COMPANY .....

ADDRESS .....

CITY ..... STATE .....



## THE RECORD REPORTS

(Continued from page 152)

the south shore of a 25-acre lake on the property has been set aside as a recreational area, and the facilities of the existing golf and country club also on the property will be considerably expanded.

In the first six months of the 2½-year project 60 scale models and plans have been constructed by the students. The work was started by Dean Leopold Arnaud of the School of Architecture, and is under the supervision of J. Marshall Miller, director of the planning and housing division of the School.

### Awards Made

The University of Michigan College of Architecture and Design has announced the award of the \$1000 George G. Booth Traveling Fellowship to Linn C. Smith, Class of 1942. Charles W. Pearman, 1947, placed second; John H. Bickel, 1947, third; and James H. Blair, Feb., 1947, fourth.

### Outside Lectures

The School of Architecture and Allied Arts of the University of Oregon has inaugurated a series of outside lecture units in subjects related to architecture and design. The initial conference, held in April, was on city planning, and was led by Charles Bennett, city planner for Los Angeles. Two sessions were devoted to student problems, and a third was open to the public.

### Building Program

The recently established office of the A. & M. System Architect, representing the Agricultural and Mechanical College of Texas, College Station, Texas, and its three branch colleges, has begun plans on an \$8,000,000 building program.

### Appointments

Arthur F. Deam, formerly with the University of Illinois, and now connected with the Department of Architecture, School of Fine Arts, University of Pennsylvania, has been appointed patron of the T Square Club of Philadelphia.


Jan Ruhtenberg, A.I.A., has been appointed instructor in design for the summer session of the School of Architecture at the University of Denver.

### Booklet Issued

A new booklet, "Moisture Condensation" (F6.2), recently issued by the University of Illinois Small Homes Council, combines the efforts of two universities. The information was supplied by Prof. Frank B. Rowley, director of the University of Minnesota Engineering Experiment Station.

(Continued on page 156)

Just as a  
dyer prefers  
white cloth...



Housing Project: Glendale, Wisconsin

## Concrete craftsmen choose Atlas White Cement

The color overtones of an expertly dyed fabric are brought out best when the material to be dyed is white. For the same reason, a matrix of Atlas White Cement sets off better the color values of pigments and aggregates in Terrazzo, Stucco, Cement Paint and Architectural Concrete Slabs. Such a matrix has the uniform clarity to complement the desired color, whether in contrast or blend.

Atlas White complies with Federal and ASTM specifications for portland cement. It has the same advantages for concrete, is used in the same way, and is white in color. Cleaning is easy. Maintenance costs stay low.

For further information, write the Atlas White Bureau, Universal Atlas Cement Company (United States Steel Corporation Subsidiary), Chrysler Building, New York 17, N. Y.

FOR BEAUTY AND UTILITY

# ATLAS WHITE CEMENT

FOR TERRAZZO, PAINT, SLABS, STUCCO



AR-C-18

"THE THEATRE GUILD ON THE AIR" — Sponsored by U. S. Steel  
Sunday Evenings — ABC Network



Small House . . . But Large

# Windowalls

The one big difference between small homes of 1940 and the small homes of 1947 is in the area devoted to windows.

Homes like this two-bedroom job have become the rule, rather than the exception.

Here Andersen WINDOWALLS help achieve the feeling of


size in the living room . . . and, as usual, they serve both as windows and as walls.

Andersen Horizontal Gliding Window Units combined in a corner installation. Home designed by St. Paul chapter, American Institute of Architects.

*Andersen Corporation* • BAYPORT • MINNESOTA



# This Prescription helps the Doctor




The doctor is using the *private* Executive Intercommunication Telephone System. Available with up to twenty-five stations.


**RIGHT NOW**, with a pencil stroke, you can make your hospital-plan more efficient—without any compromise in your design!

How? By specifying Stromberg-Carlson Communication Systems. Modern, *pre-engineered* systems that fit unobtrusively into any architectural plan.


No matter the size—ten-bed or a thousand—there are compact, complete Stromberg-Carlson Communication Systems to meet your *exact* needs. See them at your local Stromberg-Carlson Sound Equipment distributor (listed in your classified phone book). Or write for free booklets (check ones desired) describing sound equipment for hospitals  hotels  churches  schools  offices and industrial plants  or telephone  and amplified Inter-com Systems . Address: Stromberg-Carlson Co., Sound Equipment Division, Department A6, 100 Carlson Road, Rochester 3, New York.




THE HEART OF HOSPITAL EFFICIENCY—Stromberg-Carlson Standard Sound System Model 750. Compact cabinet contains AM-FM radio receiver, record player, all controls and amplifiers.



## STROMBERG-CARLSON

NATURAL-VOICE  SOUND SYSTEMS




## THE RECORD REPORTS

(Continued from page 154)

The bulletin discusses the *problem* and cause of moisture condensation, suggests cures, and explains methods of avoiding such condensation by insulation, vapor barriers and ventilation.

Copies of the new booklet may be obtained free of charge from the Small Homes Council, Mumford House, University of Illinois, Urbana, Ill.



As seen at New York's recent Home Show: intermeshing trays for storage

### STORAGE IDEA

Displayed at the Metropolitan Home Show in New York in April was a new storage idea designed by Carl Schlie, 31-53 34th St., Long Island City 3, N. Y. Consisting of a series of intermeshing, removable trays attached half to the door and half to the back of a cabinet or closet, the unit is adaptable not only for clothes storage but for tools, small parts, samples, stock, instruments and the like. The entire content of the closet is instantly visible when the door is opened. The unit is not yet in production.

### EUROPEAN TOUR

World Studytours, 417 W. 121st St., New York 27, N. Y., has announced a six to seven *week study tour* on European Reconstruction and Community Planning for this coming August and early September. Intended primarily for specialists in the planning, architectural and engineering fields, the tour will provide an intensive study on the spot of devastation and changes resulting from the war, and of specific programs and reconstruction work initiated to meet

(Continued on page 158)





Installation made by Badger Sheet Metal Company, Milwaukee, Wis.


# It's easier to do a better job with ANACONDA Through-Wall Flashing


THIS UNUSUAL VIEW shows a long run of Anaconda Through-Wall Flashing . . . *the flashing that drains itself dry* . . . just as the sheet metal contractor left it and before the masons followed with coping.

Here you can plainly see the outer dam that will cause the seepage of water from the coping to drain toward the roof, and the corrugations that provide a strong bond with the mortar. These zig-zag ridges prevent lateral movement and insure water-tight joints when sections of the flashing are nested endwise. Here, too, you can see how the flat selvage makes a neat bend when formed as a counter flashing.

These die-stamped sections and corner units insure controlled drainage and make the work of the sheet metal man easier. Anaconda Copper insures long life. For detailed information, write for Publication C-3.

4755





**Anaconda**  
COPPER

**THE AMERICAN BRASS COMPANY**  
General Offices: Waterbury 88, Connecticut  
*Subsidiary of Anaconda Copper Mining Company*  
In Canada: ANACONDA AMERICAN BRASS LTD.,  
New Toronto, Ont.



these. Planner and leader of the tour is Hermann H. Field, A.I.A., director of research and planning in the New York architectural firm of Antonin Raymond & L. L. Rado.

The group is scheduled to visit England, Czechoslovakia, Poland, and probably Russia, with stopovers in transit in France and Germany. For further information address World Studytours at the above address, or Mr. Field at 101 Park Ave., New York 17.

**AT THE MUSEUMS**

Currently on view at the Museum of the City of New York is an exhibition called "The Battle with the Slum, 1887-1897," consisting of 50 photographic prints made by Alexander Al-land from the original negatives by Jacob A. Riis. The exhibit closes September 15th.

On view through June 15th at the Museum of Modern Art, New York City, is an exhibition entitled "Frank

Lloyd Wright: Taliesin and Taliesin West." Devoted entirely to Wright's winter and summer homes, it consists of 16 large kodachromes and two architect's plans. The photographs are by Ezra Stoller, the plans by Mr. Wright.

**APPOINTMENTS**

Appointment of John F. Toedtman as Housing Consultant has been announced by the War Department. Mr. Toedtman is serving in Germany, with headquarters in Bremen. A native of Ohio, he was director of the National Committee on Housing from 1943 until he sailed for Europe late in March.

The H. K. Ferguson Company, industrial engineers and builders, has announced the appointment of Dr. Gwoh-Liang Lee as its representative in China with headquarters at Hankow.

Donald I. Graham, Jr., has been appointed safety director and chief of the Safety Section of the National Bureau of Standards.

**OFFICE NOTES**

**Offices Opened, Reopened**

Announcement has been made of the formation of a new agency called Career Builders, specializing in the placement of architectural personnel, industrial designers, interior decorators and sales personnel. Address: 35 W. 53rd St., New York 13, N. Y.

James Allan Clark Associates, Architects-Engineers, have announced the opening of offices in Winchester, Ky.

Conner and Pojezny, Architects (R. Duane Conner and Fred Pojezny, Jr.), have opened a new office in the Kerr-McGee Bldg., Oklahoma City, Okla.

Arthur J. Dupré, Architect, has announced the opening of his office for the practice of architecture, specializing in residential and apartment buildings. Address: 1595 W. Fifth Ave., Columbus 8, Ohio.

Robert H. Fraser, P.E., announces the opening of his consulting engineer's office at 154 Nassau St., Room 2005, New York 7, N. Y. His service to architects will include design of structural work, plumbing, heating and ventilating, and electrical work.


Joseph A. McGinniss has opened an office for the preparation of architectural specifications at 67 E. 59th St., New York 22, N. Y.

William M. Rich, Architect, has opened an office at 1607 W. Howard St., Chicago 26, Ill.

Emerson C. Scholer, A.I.A., has opened an office for the general practice of architecture at 41 W. Alameda, Tucson, Ariz. For the past two years Mr. Scholer has been a member of the firm of Starkweather and Scholer.

Kenneth White has announced the opening of his firm, Ken White Asso-

(Continued on page 160)



**SEAL-O-SAN**

*Penetrates*

**UNLIKE SURFACE FINISHES, SEAL-O-SAN SINKS IN . . . . Seals every open joint and cell**

**SPECIFY Seal-O-San for hospital floors and corridors.**

This deeply penetrating, non-slippery finish has proved its value over many years. It is a longer lasting finish for all wood surfaces that get hard wear. This unusual treatment is easily applied and retains its beauty with little maintenance because the wood is sealed against dirt and moisture. Users say a Seal-O-San floor stays cleaner and looks better longer. Write today for special Architects' Bulletin giving complete specifications and full details.



**HUNTINGTON LABORATORIES, INC.**  
HUNTINGTON, INDIANA

**SEAL-O-SAN**  
PENETRATING FLOOR SEAL

# H-Section Welded Truss Has Wide Adaptability

By **J. K. GANNETT, Vice President and Director of Engineering and Research**

The Austin Company  
Cleveland, Ohio

**T**HE standard H-section welded truss designed by The Austin Company greatly simplifies the designing of one-story industrial buildings and effects many economies in their construction.

The truss, using H-Sections with all webs in a vertical plane and with all connections made by direct fillet welds without the use of gusset plates, is shop-fabricated in standard 50, 60, 70 and 80-foot lengths. It is readily adaptable to different loadings by simply changing the weights of the beams used for the various members. The depths need not be changed, thus standard jigs are used for economical fabrication. Fig. 1 shows one of the trusses being finish-welded.

The top chord is a wide flange beam that can carry purlins at a variety of spacings without regard to panel points, and is also adaptable to continuous uniform loading. The bottom chord can carry loads at any point and can be used as a monorail. See Fig. 2. Thus the truss is adaptable to a wide variety of loading demands and factory arrangements

which ordinarily require specially-designed trusses.

## Economical Fabrication

Fabrication is quite economical because it has been reduced to three simple operations: cutting the members to length, assembly and welding.

Since the truss members are abutting instead of lapping, it is important that they be cut to exact length and angle. A large friction saw is satisfactory for cutting the chord members, while an abrasive saw is used to cut web members to the exact angle required.

For assembly, the members are simply "laid in place" in the horizontal jig. Jigs greatly reduce production costs and insure that the webs of all members are placed in precisely the same plane. Monorail hoists are used to place the chords, but the short web members are usually so light that two men can quickly place them by hand.

After the truss is tack welded, it is removed from the jig and stood on its bottom chord, being held at the top by monorail hoists. The bottom chord joints are then finish welded as shown in Fig. 1. Then the truss is turned upside down and all top chord joints welded. This procedure permits 100% down-welding.

All of the welds are fillets, ranging from  $\frac{1}{4}$ " to  $\frac{3}{8}$ ", depending on the size of the truss and the location. A 50-foot truss requires a total of 41 lineal feet of fillet welds.

## No Cut Edges Exposed

The fillets are run completely around the members at their end connections. Thus all cut edges are covered and only the original rolled surfaces are exposed, which increases resistance to corrosion and simplifies painting and maintenance.

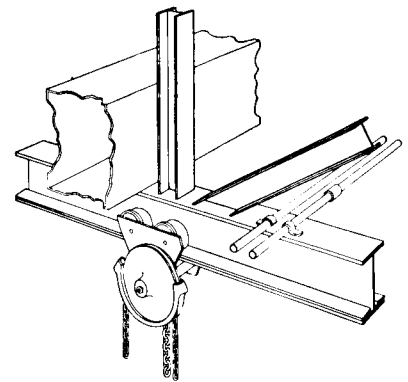


Fig. 2. How bottom chord can be used to support various loads and serve as monorail.

This fabrication procedure exemplifies the economy and simplicity obtainable in structures of good welded design. There is no punching, coping or chipping; no templates are needed; all welding is the simplest possible—horizontal fillet welding; and, except for the end connection, every pound of steel is in a truss member—there is no detail material such as gusset plates, fillers or stiffeners.

This truss has been thoroughly tested and has been—or is being—incorporated in Austin buildings, from coast-to-coast with an aggregate floor space of over three million square feet.

New developments in welded design are thoroughly described in "Studies in Structural Arc Welding," available free to engineers. Write The Lincoln Electric Company, Dept. 263, Cleveland 1, Ohio.




Fig. 1. Finish-welding diagonal and vertical web members to bottom chord of an H-truss.

Advertisement



ciates, with offices at 516 Fifth Ave., New York 18, N. Y., for retail planning, development and design.

**New Addresses**

The following new addresses have been announced:

- Childs & Smith, Architects (Frank A. Childs, William Jones Smith, O. H. Breidert, J. F. Ringhofer), Opera Bldg., 20 N. Wacker Dr., Chicago 6, Ill.
- J. Lloyd Courieh, Architect, 593 Mar-

- ket St., San Francisco 5, Calif.
- George M. Cushing, Jr., Photography, 221 Columbus Ave., Boston 16, Mass.
- Franklin, Kump & Falk, and Ernest J. Kump Co., 9 Main St., San Francisco 5, Calif.
- Eugene & Max Fuhrer, Architects-Engineers-Appraisers, Suite 1354, 120 S. LaSalle St., Chicago, Ill.
- Henry George Greene, A.I.A., 1741 Broadway, New York 19, N. Y.
- Louis G. McNamara, Architect, Suite

- 744, 53 W. Jackson Blvd., Chicago, Ill.
- Paul Rogers, Structural Engineer, 5108 N. Avers Ave., Chicago 25, Ill.
- Lawrence H. Singer, Industrial Design, 22 W. 46th St., New York 19, N. Y.

**Firm Changes**

The firm of Frederick G. Frost, Architects, 144 E. 30th St., New York 16, N. Y., has announced the return of Nembhard N. Culin as an associate member.

The firm of Alfred Hopkins and Associates, Architects, 415 Lexington Ave., New York 17, N. Y., has announced the appointment of W. Frank Bower, Jr., and Ben John Small as associates.

James Bennett Hughes, A.I.A., and Harry M. Denyes, A.I.A., have announced the formation of a partnership under the firm name of Hughes and Denyes, Architects, with offices at 187 S. Woodward Ave., Birmingham, Mich.

Announcement has been made that the firms of B. F. Hunt Associates, Architects, and R. H. Hunt Co., Architects, were dissolved March 1, 1947, and are continuing the practice of architecture under the name of Hunt, Caton and Associates, Architects, with offices in the James Bldg., Chattanooga, Tenn.

George Nemeny, Architect, has announced the formation of an associate-ship with A. W. Geller, Architect, under the firm name of George Nemeny and A. W. Geller, Architects. The firm will continue at its present location, 14 E. 39th St., New York 16, N. Y.

Edwin A. Thornquist, A.I.A., Everett D. Witte and Sherman A. Smith have announced the formation of a partnership under the firm name of Thornquist, Witte & Smith, Architect and Engineers, for the general practice of architecture and engineering, with offices in the Eisfeld Bldg., Burlington, Iowa.

Richard L. Tully, A.I.A., Frederick H. Hobbs, Jr., A.I.A., and Walter C. Hansen, A.I.A., have announced formation of a partnership under the firm name of Tully, Hobbs & Hansen, Architects, with offices at 582 Oak St., Columbus 15, Ohio.

**ERRATA**

In the report of the Princeton Conference "On Planning Man's Physical Environment" in the April ARCHITECTURAL RECORD (pp. 98-100), there were two caption errors. Alvar Aalto's name was misspelled, and Gyorgy Kepes of the M.I.T. staff was designated M. Roberto of Brazil. Our apologies to both.

Max Abramovitz calls our attention to the fact that he did not "operate wartime flying fields in China" as stated in the caption on p. 113 of the April RECORD, but, as aviation engineer officer, planned and coordinated construction of operational flying fields in China under the staff engineer of the 14th AAF.


**Create More Visible Value...**



**with KINTRIM Essential METAL MOULDINGS**  
*"The Finishing Touch"*

KINTRIM affords you greater freedom in modern, sweeping design . . . and gains recognition for your creativeness by adding "visible value" to your interiors. For KINTRIM—the lustrous metal mouldings of *enduring beauty*—has the structural precision you need and want for more attractive, practical use of colorful, serviceable coverings. Indeed, wherever you install linoleum, wall- and floor-coverings, KINTRIM smartly enriches

and accents the beauty of your design. As experienced, leading contractors recognize—KINTRIM Stainless Steel and KINTRIM Alumilited Aluminum sections surpass ordinary metal mouldings in protective service. They're precision-made, in a complete range of gauges, to fit specific weights of covering materials. And, to protect hands and clothes against snagging, every KINTRIM Stainless section embodies Kinkead's special *Safety Rolled-Edge*.




Let KINTRIM beauty and utility serve you as *the finishing touch* that adds more "visible value." Address us, Dept. 57A for reprint of KINTRIM section, Architects' File, 1947 Sweet's Catalog. Copr. 1947, KINKEAD INDUSTRIES INC.

**kintrim**  
REG. U.S. PAT. OFF.

**KINKEAD INDUSTRIES**  
INCORPORATED

**440-450 W. SUPERIOR ST., CHICAGO 10, ILL.**

*Simplified Cooling*  
**FOR EVERY BUSINESS**



Heating coils can be added in Chrysler Airtemp Packaged Air Conditioners for year-round air conditioning.

## How To Air Condition A Candy Store . . . Economically

**A**IR CONDITIONING does double duty in candy stores . . . protects candy from hot weather spoilage and discoloration . . . also keeps customers comfortably cool. The fresh, tempting appearance of the candy results in extra sales.

Chrysler Airtemp Packaged Air Conditioners are a simplified form of air conditioning pioneered by Chrysler Airtemp. Quickly and easily installed or moved, the units occupy as little as 4.7 square feet of floor space. The two-tone enamel cabinets are attractive in any store. And they can be painted to match any color scheme.

Heart of the Packaged Air Conditioner is the famed Sealed Radial Compressor, an exclusive development of Chrysler Airtemp. Motor and compressor are directly connected. Pressure lubricated, the vital moving parts are Superfinished, a Chrysler Corporation process which assures longer life, greater efficiency and low operating costs. So always specify Chrysler Airtemp.

Remember, Chrysler Airtemp Packaged Air Conditioners are backed by Chrysler Corporation, known throughout the world for exceptional engineering skill. For specifications, please write—

**AIRTEMP DIVISION OF CHRYSLER CORPORATION**  
 DAYTON 1, OHIO  
 In Canada: Therm-O-Rite Products, Ltd., Toronto

*Automatically Yours*



**Packaged Air Conditioners**

**HEATING • AIR CONDITIONING • COMMERCIAL REFRIGERATION**



# THE ATTITUDE OF THE YOUNG PRACTITIONER

(Continued from page 103)

Back in the early '30s, when the first United States Housing Act was passed, the Institute should then have either gotten behind it or have proposed some *constructive* alternate suggestions, if only for purely selfish reasons since at that time approximately 75 per cent of us were unemployed. Instead, the Institute not only completely failed to cooperate with those working on the bill, but at various stages opposed it. However, within several weeks of the day it

was finally passed, a very prominent member of the Institute approached Mr. Strauss, the new administrator, to assure the employment of private architects on public housing as well as to insure inadequate payment for their services. Although I fully approve of being employed and adequately paid, this instance illustrates very well the main shortcoming in the Institute's present public relations policy. It appears to be operating like any other private pressure

group on a basis of self-interest only. Most of us realize that before we can insist on being remunerated for what we do, we must demonstrate the value of what we do.

The Institute has not always acted thus. At the end of the first World War, the Institute Bulletins were the best source of information on housing matters and the names of committee members and honorary associates of the Society — Stein, Ackerman, Whitaker and Edith Wood — were those at the forefront of the whole housing movement. We should all of us take a look at the A.I.A. book, *Housing Problems in War and Peace*, published in 1918. It is a sorry commentary on the present state of the A.I.A. that your own publication, issued 30 years ago, makes more interesting and vital reading today than those you are issuing now.




It is almost impossible to document the impression which so many architects and non-architects have regarding the negative approach of the A.I.A. to the problems of today. In fact, in going over the Institute's recent publications, I am forced to admire the dexterity of its spokesmen in being able to straddle every fence while keeping both ears to the ground. Such gymnastic considerations aside, if the architectural profession is to be of service to society it has to correct the present public impression of the architect as represented by the Institute, whether accurate or not.

What should the profession, through its Institute, be doing? We might take a quick look at the Royal Institute of British Architects for inspiration. In August, 1942, the R.I.B.A.'s reconstruction committee, in a very complete program, recommended the creation of a single national planning authority, including among other things public control of all land in England, whether publicly or privately owned; the production of a maximum possible output of good building through the utilization both of traditional methods and of the greatest practicable proportion of factory production to site work; the expansion of centralized research made independent of outside donations by a sufficient treasury grant; etc. Our solutions for different conditions under a different form of government will not be the same. The point is that the R.I.B.A., old and established though it is, is helping to form government policy — not obstruct it. Further, the R.I.B.A. has provided all available facilities, and has actively cooperated in the publicizing of the National Plan of London, one of the most comprehensive and progressive plans ever proposed for the redevelopment of an immense urban area.

Like the R.I.B.A., the Institute must adopt a constructive program. Goodness knows the way is still open. There

(Continued on page 164)

## MACOMBER V TYPE BAR JOISTS



PATENTS PENDING

Here's the original Macomber Bar Joist with the improved top chord that provides secure nailing for flooring materials. The structural convenience of the open web is maintained. The improved top chord holds nails in a vise-like grip. Result: Universal Application. Sizes are determined from standard Steel Joist Institute Load Tables. Catalog upon request.

STEEL JOISTS    ROOF TRUSSES    ROOF DECKING  
ROOF PURLINS    LONG SPANS    STEEL SIDING



**MACOMBER**  
CANTON • OHIO  
MEMBER OF THE STEEL JOIST INSTITUTE

# NOW AVAILABLE ... in Standard and CUSTOM-BUILT Sizes

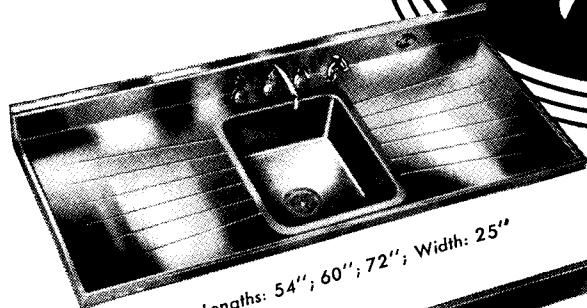
IMMEDIATE DELIVERY!

NO QUANTITY TOO LARGE!

The famous




SINK



Lengths: 54"; 60"; 72"; Width: 25"


*IN LIFETIME STAINLESS STEEL*



Lengths: 66"; 72"; 84"; 96"; Width: 25"

If these Standard sizes do not meet your requirements...

Tracy can deliver custom-built Sink tops to match your specifications



Drainboard: Left or Right Side-Length: 42"; Width: 25"

For 15 years FIRST choice  
For fine homes and institutions

*Here's Why!*

**AGELESS BEAUTY**—A Tracy sink grows more beautiful the longer it's used.

**MORE SANITARY**—No surface finish to crack or wear off—no hiding places for food deposits, dirt, or odors.

**EASIER TO CLEAN**—A simple wiping leaves it gleaming—forever free of rust, tarnish, or surface disfigurement.

**HIGHEST ECONOMY**—Impervious to vegetable acids, hot pans, or hard usage. Adds many times its value to the cost of a home.

**DECORATES ANY KITCHEN**—Rich, shimmering stainless steel blends with any color scheme, modernizes every kitchen.

WRITE FOR FULL COLOR SPECIFICATION SHEET

Tracy Manufacturing Company  
3125 Preble Avenue, Pittsburgh 12, Pa.

Please send me \_\_\_\_\_ copies of your full color specification sheet showing exact dimensions of the various standard models of Tracy Stainless Steel sink tops.

Name \_\_\_\_\_

Company \_\_\_\_\_

Street \_\_\_\_\_

City \_\_\_\_\_ County \_\_\_\_\_ State \_\_\_\_\_

**TRACY MANUFACTURING COMPANY**  
PITTSBURGH 12, PA.

WORLD'S LARGEST MANUFACTURERS OF STAINLESS STEEL KITCHEN SINKS



## THE ATTITUDE OF THE YOUNG PRACTITIONER

(Continued from page 162)

is still no real understanding in America of the horror which the next 10 years of uncontrolled development will bring. Although the Institute obviously cannot do the job alone, it can cooperate actively with others who are interested in saving the situation. In fact, an alignment and close participation with progressive groups holding this aim is one of the most important things the Institute can achieve. This raises several

questions which both members and non-members of the A.I.A. would like to have answered. Are the interests of the Institute the same as those of the National Association of Real Estate Boards, the Producers' Council and the National Association of Home Builders? If not, can't the various misconceptions in this regard be cleared up?

One suggested change, among many that could be mentioned, regards the atti-

tude of the Institute toward the younger or more progressive members of the profession. The Roster of the A.I.A., reinforcing as it does the position of the already well established practitioner, naturally appears inexcusable to those less experienced and still seeking to establish themselves. Another indication of this attitude has apparently been shown in one A.I.A. committee — the Competition Committee — which could be (as it is in the Institutes of other countries) a tremendous force for bringing forward the best professional material, for publicizing the profession, and for lending a helping hand to an unknown, but deserving, architect. According to one member of this very committee, apparently all constructive suggestions have been shelved and it is in fact a committee in name only.

We all realize that public relations are our biggest problem. We must show America what the real scope of the architect is. Community planning, comprehensive building code revisions, well designed, mass-produced industrialized housing, both actively encouraged and controlled — all these are vital issues on which America's future depends. And it is in these fields that we must provide inspiration and leadership. In so doing, we can, through exhibitions, movies, lectures, study courses, articles and pamphlets, provide a much needed educational service. An important by-product (but only a by-product) will be the people's growing knowledge of the architect's value. All of us as private architects have been disturbed by the lack of understanding between us and the various government building agencies by whom we have been employed. It has been a shock to many of us to realize (and this has been part of the reason for this lack of understanding) that none of these administrators in policy-making positions is an architect. The reasons for both these unhappy facts are directly attributable to the uncooperative attitude of so many in the profession toward the aims and purposes of these agencies. If we do not stand behind necessary and inevitable legislation what chance do we have to participate in its successful administration when passed?

In conclusion let me repeat something I said earlier. We realize that as non-members we have little right to keep on criticizing. We realize further that we have been judging the Institute for past actions, that it is growing and changing. We are desperately anxious to get in and push, not stand outside shouting directions. If we've gotten too excited in our shouting, it's partly your fault. You've made us think the Institute is really going somewhere. If it is going where we want to go, we are all going right along with it.

## IMPLEMENT OF ARCHITECTURE



All the natural beauty of the solid metals of Schlage Locks is brought forth by Schlage's carefully controlled finishing techniques. Since Schlage brass, bronze and aluminum finishes are part of the base metals (not plated), durability is assured. There are many finishes from which to choose, including Schlage's exclusive aluminum "Luster-Sealed" finish which retains its satin silver appearance indefinitely without tarnishing.

# SCHLAGE

## LOCK COMPANY



SAN FRANCISCO • NEW YORK

ORIGINATORS OF THE CYLINDRICAL LOCK



78° SOME LIKE IT THIS **HOT** ...

... SOME LIKE IT THIS **COOL** 68°



## Here's How to Give Tenants the Heat They Want

**I**N the Althen Apartments at Columbus, Ohio, there are 16 suites consisting of living room, kitchen, dinette, bedroom, and bath. Each unit is individually heated by its own Janitrol Gas-Fired Winter Air Conditioner located in a closet opening into the living room. Each tenant pays his own gas bill, which amounts to an annual average of \$25.87\* for both heating and cooking.

Tenants like the individualized Janitrol heating, the convenience, economy, cleanliness, and comfort of gas heat. The management of the Althen likes the low cost of installation and up-

\*Natural Gas Average Rate—56 cents per 1000 Cubic Ft.

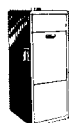
keep . . . the freedom from heating worries. They state, "We have found the Janitrol equipment efficient in operation, trouble free, and very satisfactory".

Apartments are more easily kept clean because Janitrol Gas-Fired Winter Air Conditioners leave no soot or dust. Fireman is unnecessary because there is no coal, no ashes, no furnace fixing. Space is saved by eliminating extensive ductwork and fuel storage areas.


Yes, this is a new and highly successful trend in apartment house heating. If you'd like more data on similar installations, write Surface Combustion Corporation, Toledo 1, Ohio.

# Janitrol

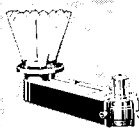
**GAS-FIRED  
HEATING EQUIPMENT**




Winter Air Conditioner



Gravity Furnace



Conversion Burner



Unit Heater



Boiler



Floor Type Blower Unit




(Continued from page 143)

electric appliances in use in homes today. The strip is available in three types: a concealed flush type for flush installations in baseboard, plaster, wood, or metal tile; a baseboard cape type with one quarter round trim for use on top of baseboards; and a chair-rail type with quarter round trim on both sides, designed for mounting on any surface. National Electric Products Corp., 1330 Chamber of Commerce Bldg., Pittsburgh, Penn.

## CONVECTORS

The Nesbitt Model U line of convectors is adaptable alike to free-standing and semi-recessed installations; and manufactured in 20 stock sizes, including 20- and 24-in. heights, lengths from 20 to 64 in., and capacities from 18.5 to 71 sq. ft. E.D.R. The heating elements of copper tubes and plate-type aluminum fins is said to be equally effective for 2-pipe steam and hot-water (forced or



Heating unit is finned tubing in this free standing or semi-recessed convector

# WEISART

## Compartments for Fine Buildings



Typical WEISART installation in offices of the Liberty Mutual Insurance Co., Boston, Mass.  
Architect—Chester Lindsay Churchill, Boston

Designed and engineered to harmonize with new trends in finest buildings, WEISART Flush Compartments are thoroughly field tested, and have won wide acceptance. The rigid, flush stile construction eliminates posts and head rails. Weis cut-out type top gravity hinge permits doors and stiles to line up at top.

Doors, stiles and partitions are of highest class flush construction

of bonderized, zinc-coated steel, with edges locked and sealed. Synthetic baked enamel finish is easily cleaned, available in any solid colors selected for desired color treatment. Partitions and stiles are supported clear of walls, eliminating dirt-catching corners.

Write today for your copy of Catalog No. 19 containing detailed information on WEISART and WEISTEEL compartments.

**Henry Weis Mfg. Co., Inc., 603 Weisway Bldg., Elkhart, Ind.**

gravity) systems. The single style of cast iron headers have connections for fitting to either up-feed or down-feed arrangements; headers are identical and may be pitched in either direction. The casing is of steel, with neutral gray semi-gloss finish, and has a removable front section below the air-discharge grille. Provision is made for inclusion of damper at time of installation or later. John J. Nesbitt, Inc., Philadelphia 36.

## HOUSE PAINT

Regarding the quality of postwar house paints, Sherwin-Williams states that wartime research has resulted in paints of improved quality; and that while house paint is not yet out of the scarce class, production is mounting. According to reports, the new Sherwin-Williams paint has a greater pigment content and a binder made up of polymerized and raw linseed oil, which results in a higher gloss and smoother finish than prewar paint. Other advantages are said to be shorter drying time and harder finish.


## PLASTIC SHOWCASE

Better visual presentation of merchandise is suggested by a new type of showcase consisting of a clear glass top and transparent Plexiglas drawers for combined storage and display. The drawers, 15 to a showcase, measure 10 in. in width, 15 in. in length, and 3½ in. in depth, a handy size for shirts, lingerie, and wearable folded merchandise. Overall size of the showcase is 60 in. in length, 20 in. in width, and 39 in. in height. Showcase reflectors are said to be unnecessary since the transparent drawers "borrow" light from regular store lighting. Merchandise Presentation, Inc., 12 E. 51st St., New York 22, N. Y.

## VENETIAN SCREEN

Window screening, known as *Venet-O-Screen*, consists of narrow horizontal ribbons of high-tensile steel or spring bronze that are reported to eliminate the need for venetian blinds or awnings. The strips are set at a slight angle, de-

(Continued on page 168)



**Q.** What is the proper way to mount an attic ventilating fan?

**A.** See Balsam-Wool Data Sheet Section F No. 2.

**Q.** What are the advantages of the eleven ways of preventing excessive condensation within a house?

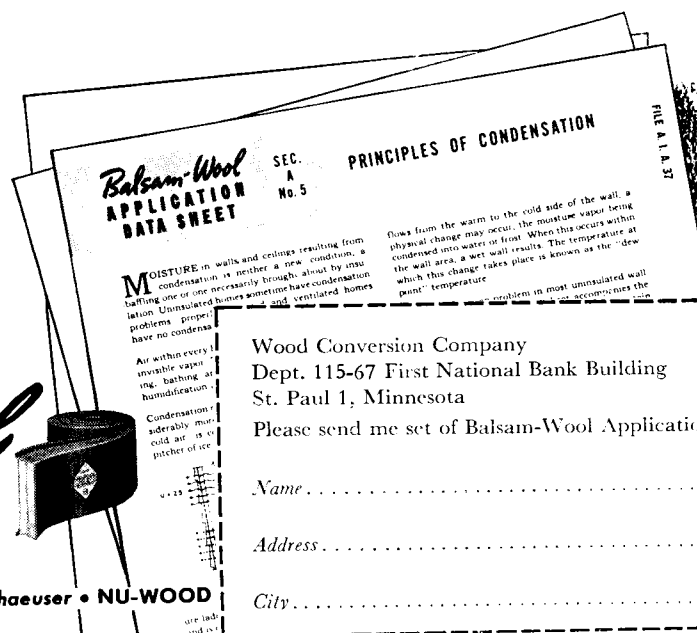
**A.** See Balsam-Wool Data Sheet Section A No. 6.

**Q.** What is an efficient but inexpensive way of reducing sound transmission through walls and floor?

**A.** See Balsam-Wool Data Sheet Section G No. 2.

## Keep the right answers handy with Balsam-Wool Data Sheets

Balsam-Wool Data Sheets—sized for your A. I. A. file—provide many answers to a thousand questions on insulation. A complete set of these sheets is yours for the asking—mail the coupon!



\* **Balsam-Wool**

SEALED INSULATION

\*REG. U. S. PAT. OFF.

**BALSAM-WOOL • Products of Weyerhaeuser • NU-WOOD**

Wood Conversion Company  
Dept. 115-67 First National Bank Building  
St. Paul 1, Minnesota  
Please send me set of Balsam-Wool Application Data Sheets.

Name .....

Address .....

City ..... State .....



signed to screen out sun rays from mid-morning to late afternoon and reflect back the sun's heat. The screening comes in a roll like ordinary wire screen in widths from 24 to 36 in. Warp Bros., 1100 N. Cicero Ave., Chicago 51, Ill.

## BUILDING PAPER

Moisture- and vapor-resistant *Press-tite Barrier Paper* has been announced for use in side walls between sheathing and facing materials, under flooring,

and for roof decks. It is also suggested for use in the construction of locker plants and other cold storage areas to protect insulation against the infiltration of moisture vapor. This barrier paper is tough kraft paper saturated and coated with a gilsonite, asphalt and wax compound; black in color, and said to be flexible, odorless, and non-shrinking after wetting. Press-tite Engineering Co., 3900 Chouteau Ave., St. Louis, Mo.

(Continued from page 166)



Aluminum ducts for heating or ventilating

# HOW WILL YOUR HOSPITAL GET RID OF WASTE CORROSIVES?

Duriron acid-proof drain pipe, sinks, sink outlets, and traps provide permanent safe exit for all hospital corrosives.

Their corrosion-resistance is uniform throughout because they are made entirely of Duriron, a special corrosion defeating, high-silicon iron. Their acid-handling ability does not depend on a lining that can wear, chip, crack or spall.

Write for bulletin 703.

**THE DURIRON CO., Inc.**  
DAYTON 1, OHIO

# DURIRON ACID PROOF DRAIN PIPE

36-GM

## WHERE DURIRON IS USED IN THE MODERN HOSPITAL

LABORATORIES, GENERAL AND OUT PATIENT DEPARTMENTS, NURSES' HOMES, ETC.: Laboratory sinks, sink outlets, traps and drains.

PHARMACIES, KITCHENS, X-RAY DARK ROOMS, TREATMENT AND UTILITY ROOMS: Sink outlets, traps and drains.

BATTERY ROOMS: Floor drains and drain line. Often require corrosion-resisting pumps, valves, flanged pipe and fans, which are also made by The Duriron Co., Inc.

AUTOPSY ROOMS: Sink outlets in tables; traps.

## ALUMINUM AIR DUCTS

Aluminum has been recommended for duct work in residential heating and commercial and industrial air conditioning. Advantages are said to be its resistance to rusting and corrosion, low heat emissivity which decreases heat loss through duct walls, attractive silvery appearance, and improved fabrication which results in neater installation and less scrap. Another advantage, of course, is the light weight of aluminum which permits large stacks to be assembled on the ground and raised into position, rather than assembled in place, section by section. Similarly, fewer and lighter supports are required. In addition to its use for air ducts, aluminum is suggested for the following heating, ventilating and air conditioning work: duct dampers, return air runs in foil, furnace and blower casings, smoke pipes, flue pipes, coal furnace bonnets, chimney liners, condensation tees and traps, spray chambers, and cooling towers. Reynolds Metals Co., 2500 S. Third St., Louisville 1, Ky.

## DRAFTING BOARD COVER

A plastic-coated paper has been developed for covering drafting boards. It is light green in color, with a washable finish; heavy enough to cover pinholes and yet flexible enough to bend around the edges of the board. Other announced advantages are absence of curling or wrinkling, and a hard, smooth surface for better tracings. Charles Bruning Co., Inc., 4700 Montrose Ave., Chicago 41.

## SHOWER DOORS

An adjustable jamb is reported to make installation of watertight shower doors and tub enclosures an easy matter. The doors are designed to fit the basic types of stall showers and tubs, and feature aluminum-alloy construction, and rubber-mounted glass. Shower Door Company of America, 973 Peachtree St., N. E., Atlanta 5, Ga.

(Continued on page 170)



Meeting a "Must" for high heat transfer efficiency


# Contact

**McQuay**

## RIPPLE FIN COILS

give you more in

- 1 AREA OF CONTACT
- 2 CONSTANCY OF CONTACT
- 3 QUALITY OF CONTACT



## HYDRAULIC EXPANSION assures top performance!

Three exclusive McQuay methods assure positive contact, high heat transfer efficiency in McQuay Ripple Fin Coils. Wide, spun fin collars put more metal on metal, provide a greater *Area of Contact* for fast, low-loss heat transfer. McQuay's hydraulic expansion method locks fin to tube in a permanent mechanical bond for *Constant Contact* under all operating temperatures. Fin surfaces smoothed by the spinning action of the collar-forming tool permit a more uniform metal-to-metal junction between collar and tube,

assure high *Quality of Contact* for maximum heat transfer to the secondary surfaces.

Compact, shockproof McQuay Ripple Fin Coils together with McQuay elliptical copper headers have proved their durability over many years to a wide list of industrial users. Today there are McQuay coils to meet your specifications for steam, hot water, direct expansion, brine and special applications. Call your local McQuay representative or write McQuay, Inc., 1605 Broadway Street N. E., Minneapolis 13.

**McQuay** INC.

AIR CONDITIONING  
EQUIPMENT ESPECIALLY  
DESIGNED FOR INDUSTRY





(Continued from page 168)



Bedroom balcony featured in small house

**SMALL HOUSE DESIGN**

A compact "Dream House," measuring only 20 ft. by 24 ft., has been designed for Armstrong Cork Company by Hazel Dell Brown in collaboration with Burton Ashford Bugbee, A.I.A. Chief features of the house are its shed roof and sleeping balcony which increase floor area more than 30 per cent and give an open effect not usually found in such a small house. It contains a living-dining room of two-story height, a balcony bedroom, small kitchen, bath, four closets, and a utility room. Armstrong Cork Co., Lancaster, Penn.

**DRAFTING MACHINE**

A new model of the *Vemco Drafting Machine* has been announced. Band covers are now supplied as standard equipment, and metal brake plates replace the plastic ones used during the war. Finish is blue-green; and bright parts are satin-finished and tarnish-proofed. V & E Manufacturing Co., Dept. AR, 758 Fair Oaks Ave., Pasadena, Calif.


**WINDOW VENTILATOR**

Exhaust-type insulation is provided by the *Splend-Aire* electric-operated window ventilator, supplying about 12 air changes per hour in a residential room of average size. The installation of four screw fasteners in a window makes the ventilator a portable unit for use in any window so equipped. The unit does not interfere with window operation, since the sash can be closed behind it when desired. Operation is reported to be quiet enough for use in sleeping rooms. Models come in three sizes to fit windows measuring 22 to 27 in., 24 to 31 in., and 27 to 36 in. in width. The ventilator is a 110-volt, 60-cycle, alternating-current type, equipped with an 11-ft. cord. Finish is ivory enamel with chrome trimmings. Metal-Tex Corp., 1600 Junction Ave., Racine, Wis.


(Continued on page 172)

**HOW TO WRITE**

**LONGER  
LIFE--  
MORE  
PROTECTION**



**INTO YOUR FENCE SPECS!**



**SPECIFYING Anchor Chain Link**

*Fence* is the answer to that one . . . whether you're handling industrial, institutional or residential jobs! For years, leading architects have been relying on *exclusive* Anchor features like these to insure lasting fence protection for their clients:

1. *Deep-Driven Anchors*, which hold the fence erect and in line, in any soil or weather, yet permit easy relocation at any time;
2. *Square Frame Gates*, amazingly free from warping and sagging;
3. *U-Bar Line Posts*, self-draining, rust-free and rigid;
4. *Square Terminal Posts*, which improve strength, durability and appearance.

Your A.I.A. File 14-K isn't complete if you don't have our book, "Anchor Protective Fences." Write for your free copy today. It shows many types and uses of Anchor Chain Link Fence . . . pictures installations for many prominent companies and institutions . . . contains structural diagrams and specification tables. Just ask for Book No. 110! Address: ANCHOR POST FENCE DIV., Anchor Post Products, Inc., 6600 Eastern Ave., Baltimore 24, Maryland.

**Anchor Fence**  
Nation-wide Sales and Erecting Service

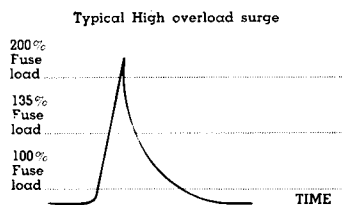
**STOP  
UNNECESSARY  
FUSE**

**BLOWING  
BLOWING**

**INSTALL  
PIERCE  
Balanced Lag  
RENEWABLE FUSES**

Exclusive Features, developed by Pierce engineers, dissipate heat by:


1. Link Design
2. Screen Ventilation



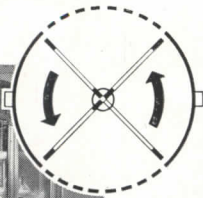

**NOTE:** The elapsed time at 200% fuse load is a few seconds, but at 135% load may be many minutes.

Pierce Balanced Lag fuses concentrate additional lag in the safe overload range, from 100% to 200% load, where lag is needed to prevent unnecessary fuse blows.

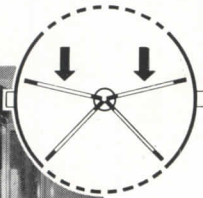

**FREE:** Balanced Lag Link to inspect and test. Specify amperage, voltage.



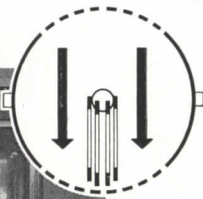

NORMAL OPERATION  
(CAPACITY 2880 IN AND  
2880 OUT PER HOUR)



DOORS COLLAPSING  
BEFORE PRESSURE OF  
OUT-RUSHING CROWD



COMPLETELY COLLAPSED.  
THE 6' 6" DOOR, FOR  
EXAMPLE, PROVIDES 44"  
FREE EXIT SPACE



*Designed*

FOR COMPLETE SAFETY...

*...THEY Give*  
COMPLETE SAFETY

First consideration in any public building plan—new construction or remodeling—is SAFETY!

And the first point of safety is the entrance, the most used part of any building. In emergencies as well as day-in and day-out handling of traffic, International Van Kannel Revolving Doors protect you and users of your building from accidents. Should emergency necessitate quick, unhampered egress, International's exclusive panic-action mechanism allows the wings to fold outward before rushing crowds. For complete safety, plus many other money-saving advantages outlined below, no other make or type of entrance equals...

REVOLVING  
INTERNATIONAL  
VAN KANNEL DOORS ATCHISON

When Considering Doors, Ask These Questions About Revolving Doors

- 1. **WHAT SPECIAL SAFETY FEATURES SHOULD THEY HAVE?** First, immediate and unimpeded egress in emergencies. With International Van Kannel Revolving Doors, slight excess pressure on any two wings in opposite directions causes the wings to open outward. International's exclusive, adjustable tension, ball-and-socket mechanism assures years of dependable service with a minimum of upkeep.
- 2. **HOW ABOUT HEATING AND COOLING COSTS?** International Van Kannel Revolving Doors provide savings in heating and cooling up to 25% ... in many instances more.

- 3. **WILL REVOLVING DOORS INCREASE OR DECREASE USABLE FLOOR SPACE?** International Van Kannel Revolving Doors, by eliminating drafts and controlling warm air loss, allow counters and work areas right up to the door itself, thereby materially increasing "pay" space in the building.
- 4. **CAN THEY HANDLE DAILY TRAFFIC EFFICIENTLY?** Elimination of cross traffic reduces confusion, speeds up crowd handling. Revolving Doors by International can handle up to 2880 passages per hour smoothly and safely ... with surprisingly small air-loss.

- 5. **HOW ABOUT DUST, DRAFTS, NOISE, ESPECIALLY IN HIGH WINDS?** Tall buildings are like chimneys. Suction drafts (up to 60 m.p.h.) make swing door operation almost impossible. Revolving Doors are balanced. High winds do not affect their efficient air-seal, which keeps out dust and disagreeable outside noise.
- 6. **HOW ABOUT COST?** First cost of International Van Kannel Revolving Doors is actually less than swing doors of comparable traffic capacity ... and they are far superior in economy of maintenance and length of service.

FOR COMPLETE INFORMATION, WRITE INTERNATIONAL STEEL CO., REVOLVING DOOR DIVISION, 1530 EDGAR ST., EVANSVILLE 7, IND.



## ARCHITECTURAL ENGINEERING

TECHNICAL NEWS AND RESEARCH

(Continued from page 170)




**20,000  
HOUSEWIVES**  
have asked about  
**THE CLIPPER**

AS a result of Clipper Blower consumer advertising more than 20,000 housewives asked about the Clipper last year. This can mean real business for you.


These patented small room ventilators are specially designed for kitchens, bathrooms, dens . . . as well as for ticket booths, X-ray rooms, toilets, clinics—in fact any small room. They are mounted in the ceiling between joists and vented outside—they trap and expel unwanted air, heat and odors the instant they rise.

Unlike any other equipment, the Clipper Blower is a complete packaged ventilator in which the motor is entirely removed from the air stream—away from all contaminated air. This means greater efficiency, longer life and easier servicing.


Clipper Blowers are available through leading electrical dealers everywhere. Write us for Bulletin 600-B just off the press.



The Clipper is a complete packaged ventilator which is hidden in the ceiling. Only an inconspicuous "dripless" ceiling grille is visible, yet motor and blower assembly are instantly removed without tools for service.



**TRADE-WIND** MOTORFANS, INC.  
5707 SO. MAIN ST., LOS ANGELES 37, CALIF.



George Dorrill Photo

Aluminum windows have a wood sub-frame

### WINDOWS Aluminum

Announcement of a complete line of aluminum windows, screens, and storm sash features the *Cupples A-100* double-hung and picture windows, equipped with a sub-frame of redwood or western red cedar. Window members of extruded aluminum have a satin-gloss finish. Units are shipped unglazed, completely assembled and ready to install. All hardware and anchors are attached. The double-hung units are available in eleven stock sizes with four different glass (muntin) arrangements. Multiple units are formed in either straight runs or at angles with one of three standard mullions. Picture windows come in 12 stock sizes for use alone or with double-hung units as "flankers." They take either single or double glazing. Cupples Products Corp., 2650 S. Hanley Rd., Maplewood, St. Louis 17, Mo.

### Stainless Steel

*Fulvue Windows* are of stainless-steel double-hung construction. Inside runners encase panes, exerting constant pressure, and are of resilient design for smooth operation. Multiple units may be installed in large openings, and have thin mullions for admitting a maximum of light. A special type of weather-stripping forms an integral part of the window. Warrington Bros. Mfg. Co., Dept. AR, 4871 San Fernando Rd., Los Angeles, Calif.

### ALUMINUM TRIMS

*Chromedge* channel strip and threshold weather strip are newly announced items of metal trim. Design of the strip is said to make possible the insertion or removal of sliding glass doors or other panels

(Continued on page 174)



**ONE Product... ONE Name**  
**... ONE Quality —**  
**STEAM-CHEF**

We make one product only—Steam-Chef Steam Cookers—in several sizes, materials, and types. But no matter which size or model you choose, you get the same advanced engineering and fine craftsmanship. Remember that—when you purchase a steamer.

Steam-Chef is the star performer in thousands of kitchens, and can be in yours, too. Compact, sensationally economical, quick and easy to operate, versatile (cooking, pre-cooking, scalding, warming, canning, etc.)—Steam-Chef does a really superb job of retaining natural flavors and food values.

For permanent service and satisfaction—down to the last dollar of your investment—make it a Steam-Chef, the first quality steamer.

Made for direct steam or gas operation. You can get new Steam-Chef Catalog, also valuable booklet "For Better Steaming" from your jobber or from us.

**THE CLEVELAND RANGE CO.**  
Cleveland 14, O.  
3333 Lakeside Ave.

## ...and One Trap

The makers of Steam-Chef take no chances with haphazard on-site venting arrangements. Each Steam-Chef is equipped at the factory with special Webster Vent Traps—one for each steam chamber. By turning to Webster, Cleveland Range utilizes 60 years specialized experience in steam circulation of the pioneer organization in steam heating and the country's largest thermostatic trap manufacturer.

Whether you specify heating apparatus using steam or steam heating systems for your buildings, call for proven Webster Thermostatic Traps. For complete information on Process Steam requirements, request Bulletin B-1200AR.


WARREN WEBSTER & CO., Camden, N.J.  
In Canada, Darling Bros., Ltd., Montreal

BY THE MAKERS OF

**Webster**  
HEATING SYSTEMS

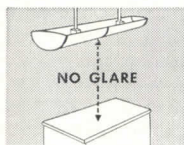


# 6 reasons why the new Wakefield STAR helps you

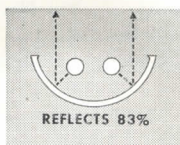


## "Hang the Sky" FOR Over-ALL Lighting

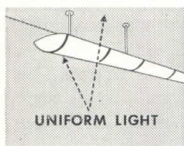
Design Pat. Pend.



1. Low brightness ... a maximum of .3 candles per square inch according to ETL test. Means no glare or reflected glare.



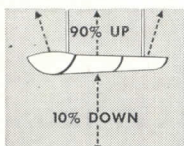
4. High efficiency reflecting surface, of Plaskon ... light weight, non-shattering, non-electrostatic, and reflects 83%.




2. Blends into ceiling ... means no distracting dark or bright patterns overhead ... greater eye comfort.



5. Easy to maintain ... reflectors slide out like a drawer for quick, easy cleaning, maintenance of original light output.



3. Provides soft pleasing indirect light ... with light distribution 90% UP and 10% DOWN.



6. No shadows on work ... because "ceiling of light" means large area source with light over all ... and thus ... Over-ALL Lighting!

# Wakefield


LIGHTING EQUIPMENT FOR OFFICE, SCHOOL AND DRAFTING ROOM

For full details write for Catalog No. 46. The F. W. Wakefield Brass Co., Vermilion, Ohio.



Over-ALL—

in lighting,  
in construction,  
in ease of maintenance.



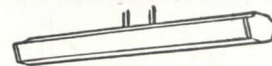
THE GENERAL



THE GRENADE



THE COMMODORE



THE DIPLOMAT

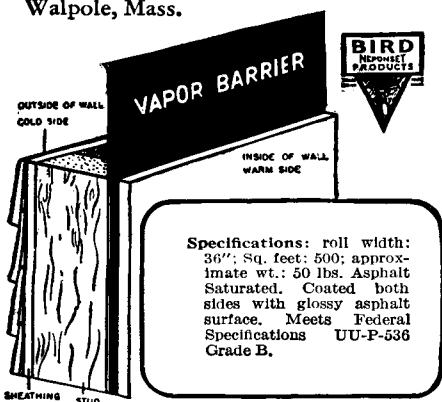


# Vapor Condensation



## but RUINOUS WITHIN WALLS

When moisture vapor "steams up" windows it does no harm, but if it condenses within building walls it can be a four-way evil. Yes, "in-wall" condensation can make insulation soggy and inefficient, cause wall stains, paint peeling — even structure rot. One sure way to beat this building bugaboo is with a *separate* vapor barrier. Standard with architects everywhere is Bird Neponset Black Vapor Barrier. Applied on the warm side of insulation, Bird Neponset Black repels vapor, keeps insulation at peak efficiency, ends all other "in-wall" condensation evils. Only about \$20 buys life-long protection for a \$10,000 building. Specify the standard — Bird Neponset Black Vapor Barrier. See Sweet's Architectural file, 9b-2, or write for sample to Bird & Son, inc., 176 Wash. St., East Walpole, Mass.



Specifications: roll width: 36"; Sq. feet: 500; approximate wt.: 50 lbs. Asphalt Saturated. Coated both sides with glossy asphalt surface. Meets Federal Specifications UU-P-536 Grade B.

### BIRD NEPONSET BLACK VAPOR BARRIER

BIRD & SON inc., E. WALPOLE, MASS.  
CHICAGO NEW YORK SHREVEPORT

(Continued from page 172)

from the side of the channel rather than the ends. The new trim also features a self-anchoring wedge shank to hold the channels in place without nails or other fasteners. The threshold hook strips, drilled and countersunk for screws, are available in standard 32-, 36-, 42-, and 48-in. lengths. B & T Metals Co., Columbus, Ohio.

#### FIRE-RESISTIVE FABRICS

Noncombustible Fiberglas has been combined with flame-proofed cotton yarns to provide drapery and decorative fabrics for hotels, theaters, restaurants, and schools. Following tests by the Board of Standards and Appeals of New York City, *Plymouth Fire-Guard Fabrics* have been approved as fire-resistive and acceptable for use in places of public assembly in New York City. Such fabrics reportedly can be dry cleaned in the usual way without loss of fire-resistive qualities. Turner Halsey Co., 40 Worth St., New York 13, N. Y.

#### IRONING BOARD CABINET


A swivel-type cabinet ironing board offers space savings and convenience in kitchens and utility rooms. The cabinet required an opening of only 14 by 57¼ by 3¾ in., and can be installed either before or after plastering. The ironing board is anchored to a cast aluminum swivel support which holds the board steady when lowered from the cabinet and also permits it to be swung through a wide arc for use at any angle. A fire-safe storage space for the iron is built into the cabinet. L. H. Eubank & Son, Dept. AR, Inglewood, Calif.

#### SAFETY PLANK

A new type of metal scaffolding plank, for painters, paperhangers, interior decorators, and maintenance men, weighs 34 lb., yet is designed to sustain a load of over 1000 lb. It measures 12 in. in width by 84 in. in length, and has a non-skid surface in the form of a raised grid pattern stamped in the metal. Hooks on each end enable it to be attached to ladder rungs and scaffold supports. LaRay Engineering & Equipment Co., 1029 N. 7th St., Milwaukee 3, Wis.

#### RUBBER TILE

Production of *Wrightex* rubber tile, discontinued during the war, has been resumed. *Wrightfloor* is the principal line of hard-surface rubber tile; while *Wrightex* provides a softer type of flooring. Both products are available in ¼-in. and ⅜-in. thicknesses. Taylor Mfg. Co., Wright Rubber Prod. Div., 3056 W. Meinecke Ave., Milwaukee, Wis.



No. 44 Mills Boiler

## Everything's on the up and up!

When water gets hot it wants to go up, and it naturally takes the easy way up — the vertical way — if given a chance. That's why H. B. Smith Cast-Iron Boilers are designed with *vertical* water tubes, for faster water circulation, faster steaming.


There's another important reason for this vertical construction... soot won't cling to a smooth, vertical surface. So H. B. Smith sections are practically self-cleaning; the soot-free heating surface takes maximum heat out of the hot flue gases. Within the *vertical* water tubes, any foreign deposits flow freely to the return drums from which they are easily flushed.

That's the vertical story. For more important reasons why professionals recommend H. B. Smith Cast-Iron Boilers for industrial, institutional, commercial and home heating, write for your free catalog.

H.B. *Smith*  
CAST-IRON BOILERS

THE H. B. SMITH CO., INC.,  
67 Main St., Westfield, Mass.

Offices and Representatives in Principal Cities



# store modernization

gets  
new  
impetus  
from



## FEDERAL Cold Cathode LIGHTING

SEE OUR EXHIBIT  
STORE  
MODERNIZATION  
SHOW  
JULY 7th TO 12th  
GRAND CENTRAL PALACE  
NEW YORK CITY

Federal's functional fixtures are easily installed and allow for creative lighting that will blend into any plan. Each fixture is compactly complete in itself containing all ballasts, sockets, wiring and convenient knock-outs and is smartly fashioned for easy conversion into continuous-run lighting.

Federal's clean-cut designs and full range of fixtures give that up-to-date look even without additional remodeling and are responsible for this increasing demand. More and more maintenance-minded customers specify Federal's longer-life cold cathode lighting as the first step in store modernization.

Installation of Federal Cold Cathode Fluorescent units is a far-sighted investment insuring utmost efficiency in operation. The low depreciation, long life of the cold cathode lamps and the year's guarantee on both lamps and fixtures (except for lamp breakage) insure low maintenance cost.



**FEDERAL ELECTRIC COMPANY, Inc.**  
8700 SOUTH STATE STREET CHICAGO 19, ILLINOIS



(Continued from page 144)

Kawneer design staff), showing the various sales building devices that have been used successfully in stores of all kinds and sizes. Stress is on necessity for individual design. Suggestions for a store modernization program are included. 24 pp., illus. The Kawneer Co., 730 N. Front St., Niles, Mich.\*

**TRUSSES**

**American Bowstring Wood Trusses.** General information on American Roof Trusses, including illustrations of installations in various churches, plants, riding halls, etc. Separate data sheet for architects gives construction details and specifications, information required for estimating costs, advantages claimed. 4 and 2 pp., illus. American Roof Truss Co., 6850 Stony Island Ave., Chicago 49.

**WALL COVERING**

**Di-Lon: The Modern Wall Covering.** Description of a line of washable wall papers simulating woods, marbles and leathers. Ordering information, table for figuring requirements, samples of several of the patterns available. 16 pp., illus. The Di-Noc Co., 1700 London Rd., Cleveland, Ohio.

**LITERATURE REQUESTED**

The following individuals and firms request manufacturers' literature:

A. & M. System Architect, Agricultural and Mechanical College of Texas, College Station, Texas.

Donald O. Allen, Dept. of Public Works, Provincial Hospital, Essondale, B. C., Canada.

John L. Barth, Architect, 39 Lackawanna Plaza, Bloomfield, N. J.

James Allan Clark Associates, Architects-Engineers, Winchester, Ky.

Damon & Foster, Consulting Engineers, Sharon Hill, Penn.

J. Lamar Duller, architectural student, P. O. Box 567, College Station, Texas.

Raymond O. Harrison, draftsman, 3 Curral Rd., Elsternwick S. 4, Victoria, Australia.


McFarland & Brown, Engineers, 172 Washington St., Binghamton, N. Y.

Ellis L. Lavine, Architectural Engineer, 132 Nassau St., New York 7.

William M. Rich, Architect, 1607 W. Howard St., Chicago 26, Ill.

Thornquist, Witte & Smith, Architect and Engineers, Suite 412, Eisfeld Bldg., Burlington, Iowa.

Toro, Ferrer & Torregrosa, Arquitectos e Ingenieros, Navas 560, Santurce, P. R.



Hillyard Non-skid Floor Treatments, and Economy Maintenance Materials properly care for and make attractive all types of floors in every type of institution . . . give entire satisfaction with less labor. Write for our new "Job Specification" Booklet, it is sent FREE upon request.



DISTRIBUTORS  
HILLYARD CHEMICAL CO. ST. JOSEPH, MO.  
370 TURK ST. SAN FRANCISCO 2, CALIF. 1947 BROADWAY, NEW YORK 23, N. Y.

*The*  
**RESTORATION**  
*of*  
**COLONIAL  
WILLIAMSBURG**

*A Reprint  
of the December, 1935  
Issue of*

**ARCHITECTURAL RECORD**

*104 pages, bound in cloth  
\$2.00 per copy*

The Colonial Williamsburg Number of ARCHITECTURAL RECORD — issue of December 1935 — was sold out soon after publication but the entire editorial contents have been reprinted and bound in permanent book form with blue cloth covers.

Many thousands of these Williamsburg reprints have been sold but the demand continues unabated.

ARCHITECTURAL RECORD  
119 W. 40th Street, New York, N. Y.

Enclosed is \$.....for which send.....  
copies of your reprint, *The Restoration of  
Colonial Williamsburg*, bound in cloth, at  
\$2.00 per copy.

Name .....

Address .....

City and State .....A.R.6-47

# LEADING BALTIMORE CONTRACTOR INSTALLS BASE-RAY IN HIS NEW OFFICE BUILDING

Lloyd E. Mitchell, Inc. is one of the most prominent engineering and contracting firms identified with heating and plumbing design and installation. It is highly significant that the choice of heating equipment for their new Baltimore headquarters is BASE-RAY\* radiant heating. This is indeed authoritative endorsement. But it is only natural that BASE-RAY should be used for it is radiant heating at its best. Its popularity is growing by leaps and bounds by reason of its simplicity, effectiveness and unobtrusiveness.

National advertising has created a tremendous interest. Be sure you have all the facts on this newest development in radiant heating. Mail the coupon today.

\*Reg. U.S. Pat. Off.



▲ The new Lloyd E. Mitchell, Inc. headquarters, Baltimore, Maryland—heated throughout with BASE-RAY radiant baseboards. They report highly satisfactory results.

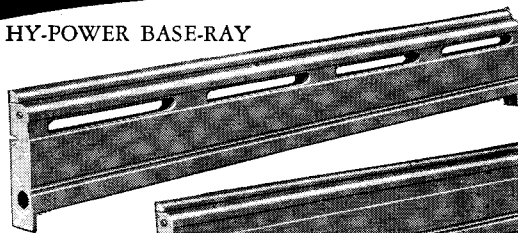
◀ One of the attractive main offices in the Mitchell establishment.

Architect—Mr. Harry Moulton  
General Contractors—Consolidated Engineering Co.



**Over 1500 BASE-RAY Installations to Date!**

Despite shortages of labor and materials more than 1500 installations are now in operation and delivering ideal heating and comfort. This represents only a small portion of the great demand for BASE-RAY installations. Production of BASE-RAY is being increased substantially to meet this heavy demand.


HY-POWER BASE-RAY



STANDARD BASE-RAY



Get your copy of this FREE Booklet giving ratings and installation data on BASE-RAY Radiant Baseboards.



**Burnham Corporation**

BOILERS and RADIATORS

IRVINGTON, N. Y., Dept. AR67

Burnham Boiler Corporation  
Irvington, New York Dept. AR67

Please send me copy of "Ratings and Installation Guide on BASE-RAY Radiant Baseboards".

Name.....

Address.....


City..... State.....







## Lightness and Strength with Open-Web Joists



In designing such light-occupancy structures as schools, stores, hotels, homes and apartment houses, there are advantages in using Bethlehem Open-Web Steel Joists which go far beyond dollar-and-cents-savings—considerable as these are.

Bethlehem Open-Web Joists have ample strength to carry their loads—yet they are light enough to be readily handled by one or two men, without the need of falsework. (The Longspan type of joist, which makes possible free floor space up to 64 ft in width, is easily set in place with a light gin-pole.)

With this strength-plus-lightness, Bethlehem Open-Web Joists give the architect free rein to express his ideas in just about any style he likes. Thus he has a

broad range of types of construction, affording many economies, in which to incorporate the joists. And it's well to remember that, when used in combination with concrete floor slab and plaster ceiling, Bethlehem Open-Web Joists provide ample fire resistance, as well as resistance to passage of sound.

BETHLEHEM STEEL COMPANY, BETHLEHEM, PA.

On the Pacific Coast Bethlehem products are sold by  
Bethlehem Pacific Coast Steel Corporation

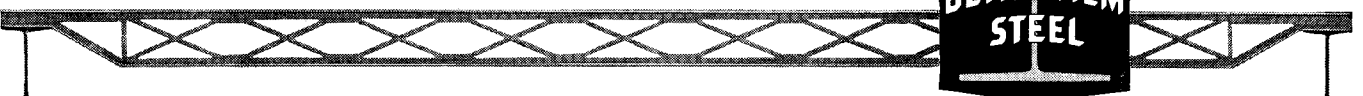
**Other Bethlehem Products for Building**—Structural Steel Shapes, Light Sections, Cold-Formed Shapes, Open-Web Steel Studs, Galvanized Sheets for Ductwork, Roofing and Flashing, Reinforcing Bars, Welded Wire Fabric, Steel Pipe, Bolts, Nuts, Rivets.



★ BETHLEHEM OPEN-WEB JOISTS



★




# How Vermont Marble Serves Modern Medicine



COLOR • CHARACTER • PERMANENCE • LOW MAINTENANCE

When you add to these well-known attributes of marble the quality of sanitation, the requirements for lobbies and corridors of any medical institution seem completely satisfied. As here illustrated, marble not only imparts a feeling of quiet dignity and the impression of height, but also creates the correct atmosphere of business-like efficiency.



Medical College of Virginia, Richmond, Va. • Baskerville & Son, Architects, Richmond, Va. • Base, Vermont Radio Black • Wall Panels, Vermont Striped Brocadillo.

◀ *Vermont Striped Brocadillo, reproduced here in color, has been one of the most reliable products of the great quarries of West Rutland, Vermont, for some forty years, and bids fair to continue so for many more.*



## Vermont Marble

VERMONT MARBLE COMPANY • PROCTOR, VERMONT

**Branch Offices:**

Boston • Chicago • Cleveland • Dallas • Houston • Los Angeles • New York • Philadelphia • San Francisco  
Ontario Marble Co., Peterboro, Ont.



# What's Missing?



## SAFEGUARD EACH OF THOSE VITAL POINTS AGAINST FAILURE OF ELECTRIC LIGHTS

It is easy to eliminate danger of lighting failure in the buildings you design. Especially in hospitals, schools, auditoriums... wherever large numbers of people gather... it is vital that adequate lighting protection be provided.

Despite all precautions of utility companies, accidents beyond their control can cause interruptions of normal electric current. Storms, floods, fires and collisions may occur with little or no warning, and may prove to be a serious menace to electric power lines.

Many architects safeguard the buildings they design by indicating emergency lighting at strategic points. They specify the use of Exide Emergency Lighting, which provides safe, sure, modern protection... operating instantly and automatically when regular sources fail.

## IN A MODERN HOSPITAL EACH OF THESE POINTS SHOULD BE SAFEGUARDED

- Operating rooms
- Delivery rooms
- Anesthesia rooms
- Accident Dispensary
- Boiler Room
- Corridors
- Stairways
- Exits

# Exide

EMERGENCY  
LIGHTING

THE ELECTRIC STORAGE BATTERY COMPANY, Philadelphia 32 • Exide Batteries of Canada, Limited, Toronto

ATTRACTIVE • LIGHTWEIGHT • NONSTAINING


## Spandrels of Alcoa Aluminum

Proof of the lasting beauty of Alcoa Aluminum Spandrels may be found on the facing of many of America's most important buildings. Through the years, aluminum spandrels have kept their attractive appearance; demonstrated their resistance to corrosion. Rustproof, they cannot stain adjoining surfaces. Lightweight, they save on handling and erection costs.

Spandrels of Alcoa Aluminum may be produced in a variety of finishes. They may be cast, extruded, stamped, or made from a combination of these forms. The design possibilities are limited only by the imagination of the architect.

The Alcoa booklet illustrated (A.I.A. File No. 15P) provides detailed information on design and installation. Copies will be supplied on request. ALUMINUM COMPANY OF AMERICA, 1867 Gulf Bldg., Pittsburgh 19, Pa.

**MORE** people want **MORE** aluminum for  
**MORE** uses than ever



REG. T. M.



# ALCOA FIRST IN ALUMINUM



IN EVERY COMMERCIAL FORM



# THE MARK OF A MODERN BUILDING



▶ It's not surprising that PC Glass Blocks should be regarded by many people today as the mark of a modern building. These blocks are so modern, in both appearance and function, that any building which includes them just naturally seems modern, too.

PC Glass Blocks have won the favor of architects largely for one reason: they do so many things so well.

They add to the appearance of any structure . . . because they form bright, neat translucent panels very appealing to the eye.

They transmit daylight generously into building interiors, and can even direct the daylight to where it is most needed.

Their excellent insulating properties mean greatly reduced heat loss through light areas, and consequent savings in heating and air conditioning costs. They prevent infiltration of dust and dirt, deaden outside sound, clean easily. They can be combined with transparent glass sash construction. And they harmonize perfectly with any architectural style.

When you are designing new buildings or modernizing old, you can recommend and specify PC Glass Blocks with confidence. They're the mark of a modern building. We invite you to send the coupon for complete information on PC Glass Blocks. Pittsburgh Corning Corporation, 632 Duquesne Way, Pittsburgh 22, Pennsylvania.

• Also makers of PC Foamlas •

## PC GLASS BLOCKS

(A Modular Product)

Pittsburgh Corning Corporation  
Room 646, 632 Duquesne Way  
Pittsburgh 22, Pa.

Please send along my free copy of your new book on the use of PC Glass Blocks for Industrial Buildings. It is understood that I incur no obligation.

Name.....

Address.....

City..... State.....




T. M. REG. U.S. PAT. OFF.

FOR ADDITIONAL INFORMATION SEE OUR INSERTS IN SWEET'S CATALOGS

## GLASS BLOCKS

Distributed by PITTSBURGH PLATE GLASS COMPANY  
by W. P. Fuller & Co. on the Pacific Coast and  
by Hobbs Glass Ltd. in Canada



DUKE HOSPITAL, DURHAM, NORTH CAROLINA  
Office of Horace Trumbauer, architects

UNEXCELLED FOR HOSPITALS . . . .

*Fabron*  
REG. U. S. PAT. OFF.

THE fabric-plastic-lacquer covering  
for walls and ceilings of hospitals

*W*alls and ceilings of patients' rooms of Duke Hospital are treated with FABRON, which, while reflecting in the interior of the building the beauty of the exterior, serves also as a plaster-protective agent.

FABRON is a permanent wall finish that is specifically engineered for institutional use. It appeals to hospital administrators because of the economies it effects due to its permanency, its ability to withstand ordinary impacts, its washability and its easy, low-cost maintenance.

The inclusion of FABRON in your original specifications for a new building will insure the use of a modern decorative treatment of multiple functions at a moderate initial cost that not only measures up to your high standards of a structural and decorative material but **continues to conform** to those standards, thereby serving as a permanent reminder to the institutional manager of the wisdom of your recommendation.

Specification forms will be sent on request.

FREDERIC BLANK & COMPANY, INC.    Established 1913    230 PARK AVENUE,    NEW YORK, 17, N. Y.




Hospitals     FREDERIC BLANK & Co., Inc.    AR 6-47  
Hotels     230 Park Ave., New York 17, N. Y.  
Schools     In reference to type of building checked please send further  
Theatres     information about Fabron.  
Name .....  
Address .....  
City .....    Zone.....    State.....

Offices  
 Apartments  
 Restaurants  
 Residences







# How to keep clients from raising the roof

Here's a simple way to assure your clients long-lasting, trouble-free roofing:

*Include Monel\* in your specs.*

Because of its Nickel-copper composition, Monel possesses a unique combination of properties . . . properties not found in other non-ferrous roofing metals.

Monel, for example, is strong . . . tough . . . hard. And stays that way under extreme seasonal temperature changes. It resists abrasion from sliding ice and snow — the erosion of rain water.

The fumes and dirt usually present in city air have little effect on Monel. Nor does this rugged Nickel Alloy deteriorate in the corrosive atmospheres of industrial towns or coastal regions.

Like other metals, of course, Monel expands and contracts with extremes of heat and cold. But Monel has a low coefficient of linear expansion, greater rigidity than other roofing metals, and a high fatigue limit. This triple combination reduces the possibility of the type of failure which roofers call "wobble-cracks."

*What about fabricating?* Monel is easy to work. Roofing contractors readily cut, bend and form Monel to the irregular contours of ventilators, downspouts, cornices, gutters and skylight frames; they solder, braze and weld it by commonly used methods. And find it equally adaptable for flat seam, batten seam or standing seam construction.

All these properties of Monel add up to dependable protection, long roofing life and low roofing maintenance for clients. That's why many leading architects —

\*Reg. U.S. Pat. Off.

**Specify**


***MONEL\****

**for PERMANENT roofing**

EMBLEM OF SERVICE




**THE INTERNATIONAL NICKEL COMPANY, INC.**  
67 Wall Street, New York 5, N. Y.




**POINTING TOWARD** the next 36 years. Roof of the Bankers' Trust in New York. Cap-flashed with 40,000 square feet of Monel in 1910, it is still in excellent condition. The Monel roof has weathered uniformly, and acquired an attractive neutral gray tone.



**37 YEARS YOUNG.** This batten type Monel roof on New York's Pennsylvania Station covers an area of 300,000 square feet. It was installed in 1910, shows no visible signs of deterioration today.




**SMOKE AND SALT AIR** from busy New York harbor have not harmed the Monel penthouse siding shown here, nor the remainder of the 80,000 square feet of Monel sheet metal work installed when the Whitehall Building was erected 36 years ago.



**POWER PLANT CELEBRATES** 34th anniversary. Window casements, gutters and base flashing of this coal hoist are Monel. 150,000 square feet of economical, long-lasting Monel roofing were installed at the Sherman Creek plant of The Consolidated Edison Co. (New York) in 1913.

# FOR HOSPITALS OF TODAY AND TOMORROW...

*tomorrow's fountains today*






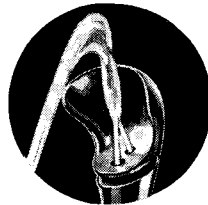
Architects and hospital building authorities recognize the value of health-safety in planning the installation of a drinking water system.

In outstanding hospitals the country over you will find Halsey Taylor Drinking Fountains and Electric Coolers helping to provide a supply of fresh water constantly. In the hospital of tomorrow you may be planning now, you can do no better than include these modern fountains and coolers, designed to safeguard against contamination and to provide the utmost in hygiene. Get our latest literature.


**The Halsey W. Taylor Co., Warren, O.**

# HALSEY TAYLOR

## **DRINKING FOUNTAINS**







## Don't you hate to see a home owner "bottled up"?

• There's no fuel that can match Bituminous Coal for providing a home with uniform, dependable, low-cost heat. Every architect and builder knows that!

And in the future, the advantages of coal heat will become even more pronounced—especially when stoker developments and improved local services make coal an "automatic" fuel as well.


So when a client of yours *insists* on some other fuel for his new home, make sure he can turn to coal later on. Don't let his house plans "bottle him up" with his initial fuel choice forever.

Simply be sure that the house plan provides: (1) *A chimney with sufficient flue capacity to burn coal efficiently;* (2) *Sufficient space adjacent to the heating unit for eventual coal storage and stoker installation.*

Such sensible precautions involve but trifling cost—and they may add greatly to the future value of a house.

Coal supplies uniform, *steady* warmth throughout every portion of each room. For there's always a fire in the furnace—no "pop on and pop off" periods that permit accumulated heat to rise to the ceilings and leave floor areas dangerously cold. That, plus its low cost, is why more than 4 out of every 7 homes in the United States now heat with coal!

**BETTER AND BETTER THINGS ARE COMING FROM COAL!**



As you undoubtedly know, the modern research facilities of the Bituminous Coal industry are hard at work not only to make coal a still better fuel, but also to devise new, low-cost *automatic* equipment that will make coal-heating even cleaner, more comfortable, more convenient and more economical. This makes it all the more important that every new home built today be planned to permit the eventual burning of coal—no matter what fuel may initially be selected.

## BITUMINOUS COAL

BITUMINOUS COAL INSTITUTE  
Washington, D. C.

Affiliate of NATIONAL COAL ASSOCIATION

# WHEN PLANNING HOSPITAL MATERNITY DEPARTMENTS

*...Get SCANLAN-MORRIS  
Technical Information  
and Layout Assistance*

• Competent planning for the practice of strict techniques of asepsis in maternity departments (as well as surgeries) calls for comprehensive knowledge of hospital requirements and equipment.


As designers and manufacturers, for more than 40 years, of major hospital equipment including sterilizers, surgical lights and tables, and recessed custom-built metal cabinets, Scanlan-Morris is qualified to give valuable assistance and authentic guidance in hospital planning installation of suitable equipment.

Our Technical Sales Service Department will be glad to supply specific information, suggested layouts, and recommendations for efficient, economical installations. This service is available to hospital architects, without obligation. Mail the coupon for detailed information.


EQUIPMENT SCHEDULE  
 RECESSED PRESSURE STERILIZERS  
 RECESSED WATER STERILIZERS  
 RECESSED BEDPAN STERILIZERS  
 RECESSED CABINETS  
 NURSING BOTTLE STERILIZERS  
 NURSING STERILIZERS




SCANLAN-MORRIS  
Recessed Water Sterilizers and Autoclave



SCANLAN-MORRIS  
Recessed Solution Warming Cabinet



SCANLAN-MORRIS  
Nursing Bottle Sterilizers



SCANLAN-ORBIT  
Bedpan Washer-Sterilizer

*Ohio Chemical*

MANUFACTURERS OF MEDICAL APPARATUS,  
GASES AND SUPPLIES FOR THE PROFESSION,  
HOSPITALS AND RESEARCH LABORATORIES



THE OHIO CHEMICAL & MFG. CO.  
1400 East Washington Ave., Madison 3, Wisconsin

Represented in Canada by Oxygen Company of Canada, Limited, Toronto and Montreal and  
Internationally by Airco Export Corporation, 33 West 42nd Street, New York

BRANCH OFFICES IN PRINCIPAL CITIES

THE OHIO CHEMICAL & MFG. CO.  
1400 E. Washington Ave., Madison 3, Wis.

Send information on  Scanlan-Morris Sterilizers  
 Scanlan-Orbit Bedpan Apparatus.

(Please attach professional card or letterhead)

Name .....


Address.....

City ..... State .....



# Five things to remember

WHEN YOU PLAN AIR CONDITIONING FOR A RETAIL STORE



## 1. COOLING\*

Not too cold nor too warm —cool comfort even on hottest days.



## 2. DEHUMIDIFICATION\*

Wrings mugginess out of the air. Proper humidity level all year round.




## 3. CIRCULATION

Air is gently circulated for uniform coolness throughout the conditioned area.



## 4. FILTRATION

Dust and dirt are removed by large, efficient filters.



## 5. VENTILATION

Maintains fresh atmosphere by introducing plenty of outdoor air.

Customer comfort, high employee morale, and low cleaning costs are money-in-the-pocket items for your retail store clients. That's why it's a good idea to specify an air conditioning system that will bring him these benefits.

Better Air Conditioning—the General Electric kind—means much more than just cooling. It dehumidifies, circulates, filters and ventilates the air, too.\* All five features are

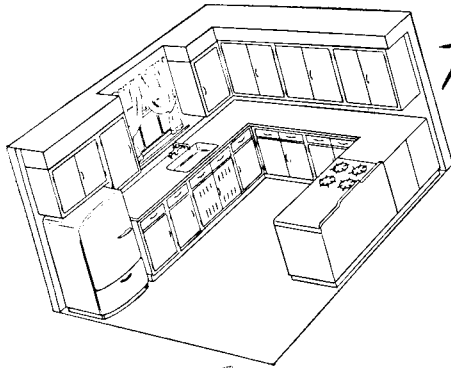
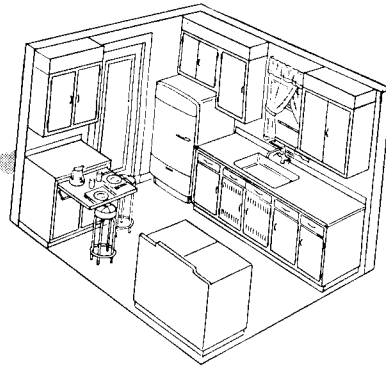
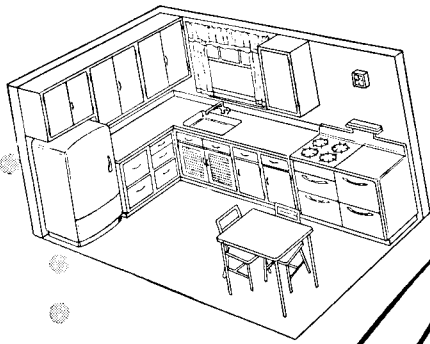
needed to assure complete client satisfaction.

Work out the design and layout for retail store air conditioning with your General Electric distributor or contractor. He'll have many helpful suggestions.

For summary specifications see Sweet's Architectural File, Section 29A-6. *General Electric Company, Air Conditioning Dept., Section 7416, Bloomfield, New Jersey.*

\* In winter, Better Air Conditioning includes controlled heating and humidification.

**GENERAL  ELECTRIC**  
*Better Air Conditioning*



*Any*

size or shape of kitchen  
can be a Curtis Kitchen!

Unlimited flexibility in planning kitchens of any size or shape—that's why Curtis sectional kitchen cabinet units help you provide kitchens which fit the owner's needs *exactly*.

There are 21 basic unit types of Curtis wall and counter units—and a total of 75 sizes, not including special cabinet accessories. Yet all dimensions of units are standardized to fit in with other standard kitchen equipment—and all Curtis units fit together to present a modern, streamlined and handsome appearance.

Naturally, Curtis kitchen cabinet units are made of *wood*—for Curtis' experience with thousands of individual kitchens has shown that wood cabinets provide *lasting* satisfaction. All units are furnished prime coated—ready to finish in any color to suit the owner's taste and preference. Let us send you our new 24-page color book "It's Fun to Plan Your Own Kitchen"! Or see your Curtis dealer soon for your copy. Modern, beautifully styled hardware is furnished for each cabinet, to be applied on the job.

When in New York, visit the Curtis Woodwork display at Architects' Samples Corporation, 101 Park Avenue

*Curtis kitchen units are designed and constructed to permit installation with the minimum of labor. Expert machining and workmanship produce units which, when bolted together, are firm, square, and perfectly aligned. These cabinets are made like fine furniture—with a combination of quality features found in no other type of cabinets, but true of all Curtis Woodwork for over 80 years. The kitchen here shows a typical installation of Curtis stock wood cabinets.*



CURTIS COMPANIES SERVICE BUREAU  
AR-6K Curtis Building, Clinton, Iowa

Gentlemen: Please send me your new color book on Curtis Wood Kitchen Cabinets.

Name.....

Address.....


City.....State.....

I am  Architect,  Contractor,  Prospective Home Builder,  Student.  
(Please check above)





**In residential design** Insulux Glass Block panels open the way to new and flexible plans. Usually dark and gloomy spots are cheerfully lighted with Insulux. One example, the hallway of this San Francisco home is flooded with softly diffused daylight—and full privacy is maintained.




**How about** daylight and privacy for an apartment lobby? A gracefully curved floor-to-ceiling panel of Insulux was the answer in the Croydon Apartments, Washington, D.C. An occasional washing keeps Insulux fresh, sparkling. Architects: Berla and Abel.

## Answer to the call for private daylight

**T**HERE'S a definite demand for lighter, brighter living—in residences, in apartments.

A blessing to architects meeting this demand is the ability of Insulux Glass Block to transmit and diffuse daylight while barring vision. Panels of Insulux are easily installed in a manner similar to ordinary brick. Once in place these panels are permanent, high in insulating value, and remarkably easy to maintain. There's nothing to rot, rust or corrode and no painting is needed.

In residences, commercial and industrial buildings, architects are solving problems with Insulux. For complete technical data, specifications and installation details on this versatile, modern material, see the "Glass" Section of Sweet's Architectural Catalog, or address Dept. D-6, Owens-Illinois Glass Company, Insulux Products Division, Toledo 1, Ohio.



OWENS - ILLINOIS

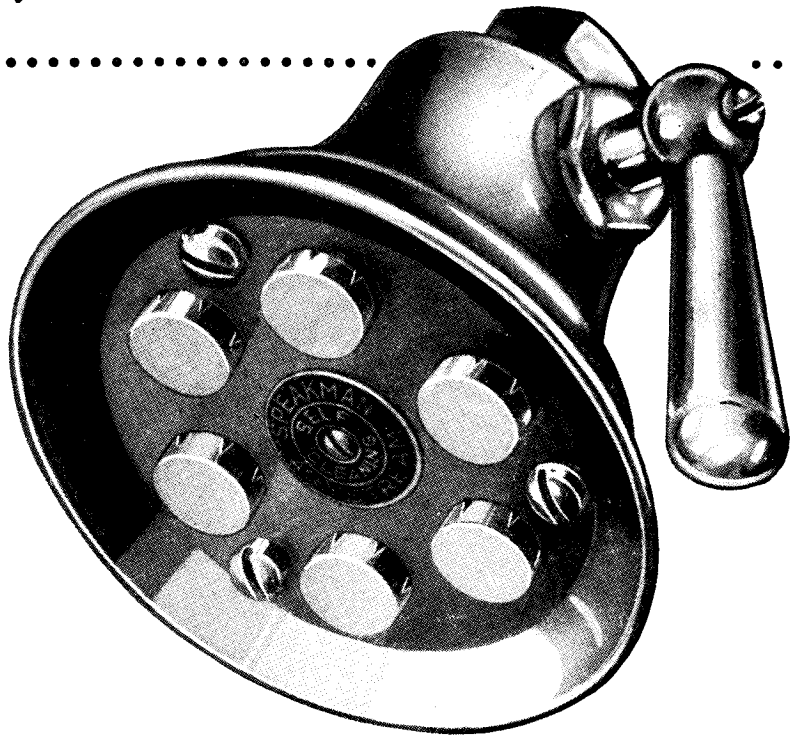
**INSULUX**  
GLASS BLOCK

*Insulux Glass Block is a functional building material, designed to do many things other materials cannot do. It is manufactured in three sizes, many functional and attractive face patterns. Investigate!*

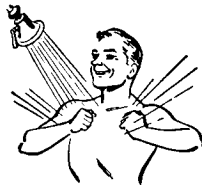
*The Finishing Touch to a Perfect Job*

# THE ANYSTREAM SHOWER HEAD

*Immediately Available*



①



A turn of the lever gives  
**Needle Spray for Stimulation**

②



or  
**Regular Spray for Relaxation**

③



or  
**Flood Spray for No-Splash Rinse**

An Anystream Shower Head will modernize the newest bathroom . . . rejuvenate the oldest shower installation.

*Suggestion:* Specify the Anystream Shower Head for homes, apartments, schools, hotels, institutions.

- It saves up to 58% on the consumption of hot water.
- Its self-cleaning action practically eliminates maintenance costs.
- Its rugged construction can be counted on for long, dependable service.

*"Established in 1869"*  
**SPEAKMAN**  
SHOWERS AND FIXTURES

SPEAKMAN COMPANY, WILMINGTON 99, DELAWARE

**SPEAKMAN COMPANY**  
30TH AND CHURCH STREETS  
WILMINGTON 99, DELAWARE

Please send me more information on the Speakman Anystream Shower Head.

NAME \_\_\_\_\_

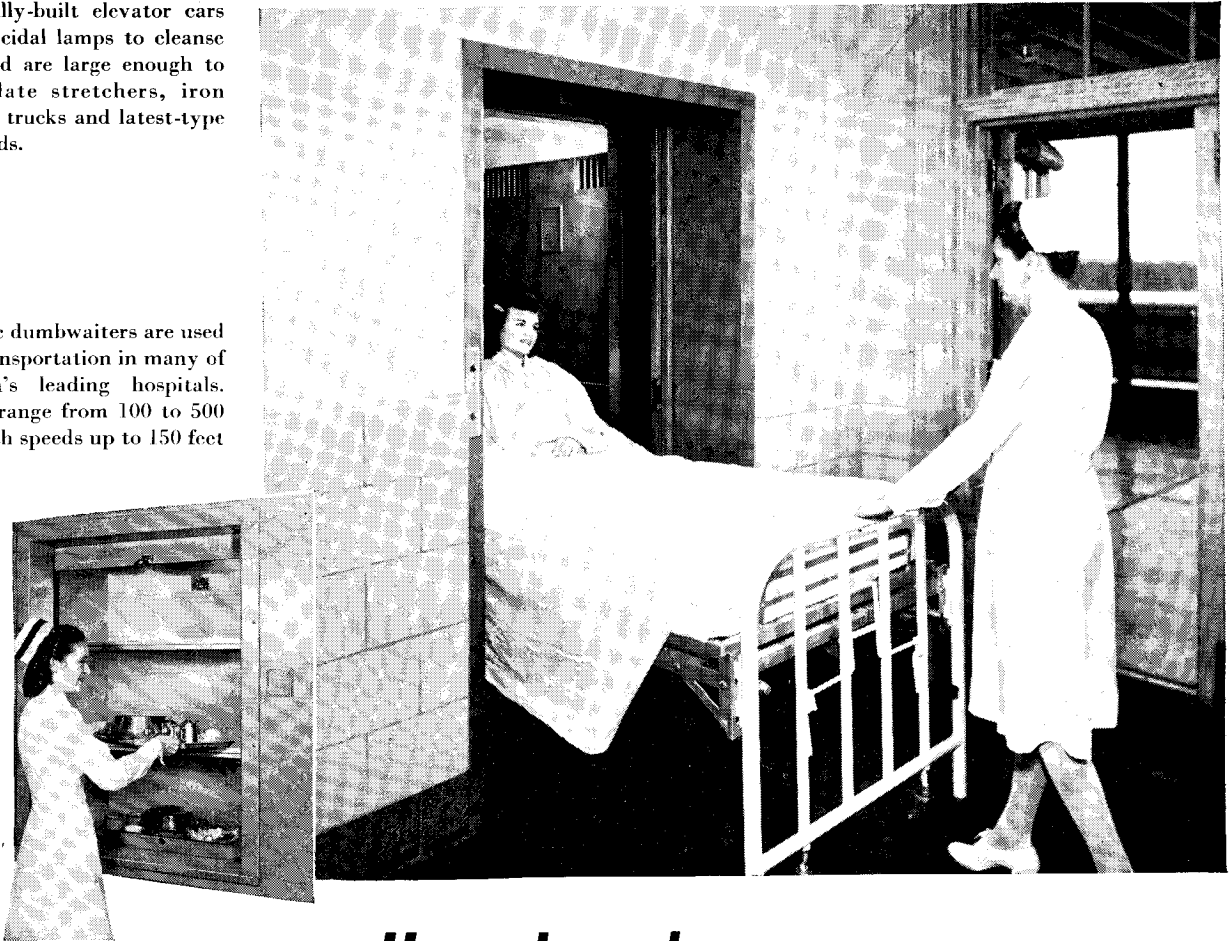
ADDRESS \_\_\_\_\_

CITY \_\_\_\_\_ STATE \_\_\_\_\_



Otis specially-built elevator cars have germicidal lamps to cleanse the air, and are large enough to accommodate stretchers, iron lungs, food trucks and latest-type hospital beds.

Otis electric dumbwaiters are used for food transportation in many of the nation's leading hospitals. Capacities range from 100 to 500 pounds, with speeds up to 150 feet per minute.




*Here's why*


## **Dependable OTIS Elevator Equipment serves HOSPITALS better:**

Otis hospital elevators with the "attendant" and "emergency" features are specially designed to serve hospital traffic. During normal periods they can be operated either by an attendant or passengers, and in times of emergency can be taken over by a staff member for the exclusive use of bed patients and stretcher cases.

Otis automatic hospital elevators provide the ultimate in smooth riding and level stopping, and when properly maintained, will give dependable, trouble-free service for the life of the hospital.

When you specify *Otis* elevator equipment, the services and facilities of a nationwide organization are at the complete disposal of both you and your client. For full information regarding Otis hospital equipment call any one of the 245 local Otis offices.






Factory-Office Building of the Metal Goods Corporation, Dallas, Texas. Factory equipped with Lupton Pivoted Windows. Office equipped with Lupton Architectural Projected Windows. Architect: Frank Cann. Engineers and Contractors: Frazier-Davis, St. Louis, Mo.

Streamlined industrial production depends on many things . . . proper daylighting; healthful, well-ventilated atmosphere; pleasant working surroundings. At the Metal Goods Corporation, Lupton Metal Windows promote efficiency by supplying these ideal conditions. In the factory section, Lupton Pivoted Windows, mechanically operated, provide a constant, well regulated, supply of fresh air. Modern appearance is secured for the office section with Lupton Architectural Projected Windows. There is a Lupton Metal Window for every type of building. Write for the new 1947 Catalog or see our Catalog in Sweet's.

MICHAEL FLYNN MANUFACTURING CO.  
700 East Godfrey Avenue, Philadelphia 24, Penna.  
*Member of the Metal Window Institute*

# LUPTON METAL WINDOWS





*reasons why you should specify*

WIRE AND CABLE INSULATION MADE FROM

**GEON** *plastics*

for industrial, domestic, manufacturing and utilities wiring

Resistance to ozone, wear, sunlight, water, chemicals, and most other normally destructive factors

14 colors including NEMA standards

More conductors in a given space

Excellent electrical properties


Thin coating of insulation

Ease of handling

Easy stripping

Light weight

Be sure to specify wire or cable insulated with GEON in order to get *all* these advantages. Or, for information regarding special applications please write Department N-6, B. F. Goodrich Chemical Company, Rose Building, Cleveland 15, Ohio. In Canada: Kitchener, Ont.



**B. F. Goodrich Chemical Company**

A DIVISION OF  
THE B. F. GOODRICH COMPANY

GEON polyvinyl materials • HYCAR American rubber • KRISTON thermosetting resins • GOOD-RITE brand chemicals



## **ARCHITECTURAL CONCRETE**

**H**ow striking design effects may be integrated with the dynamic structural strength of Architectural Concrete is shown in this detail of a building corner and plaza approach drawn by Hugh Ferriss. Any design effect an architect may conceive for apartment houses, schools, hospitals, industrial or office buildings may be produced economically in firesafe, rugged, enduring concrete.

### **P O R T L A N D   C E M E N T   A S S O C I A T I O N**

**D E P T . A 6 - 8 , 3 3 W E S T G R A N D A V E N U E , C H I C A G O 1 0 , I L L I N O I S**

A national organization to improve and extend the uses of concrete...through scientific research and engineering field work



# The PLANNING BOARD

## For Present Strength and Future Expansion Needs

The Allied Electric Supply Company in Pittsburgh, Pa., needed a new building in a hurry—needed a big floor area to meet present business requirements and also had to plan for future upward expansion of the structure.

Truscon Open Truss Steel Joists and Truscon



Allied Electric Supply Company, Pittsburgh, Pa., M. Ve-Shancey, Architect, Branna Construction Co., Contractor.

Truscon Open Truss Steel Joist

Truscon Open Truss Nailer Joist

Open Truss Nailer Joists were designed into the building to assure the rigid, fire-resistant, economical and light weight construction required. The Open Truss Steel Joists were used for the first floor, and the Nailer Joists were used for roof construction. The front bay of the Allied Electric Supply Company structure is designed for a future second floor, and the Truscon Steel Joists used assure this expansion without alterations.

Advantages of the Truscon "O-T" types of steel joists are many. Fundamentally, the Truscon "O-T" Open Truss Steel Joist is a Warren truss having top and bottom chords of wide tee-shaped members and a plain round continuous web member. The bottom chord is continuous from end to end of joists and bent up at the ends to form the bearings. Steel joists are fabricated by means of electric machine welding under pressure, making positive connections at all joints.

The underslung design of the bearing permits maximum head-room under the supporting girders. The open web allows the passage of pipes and conduits in any direction. In practical use, Truscon "O-T" Open Truss Steel Joists are very simple to install, being completely shop fabricated and reaching the job ready for placing. Each joist is marked to correspond with the erection diagram, thus greatly simplifying and speeding construction work.

Other features include fire-and-vermin-resistance, sound resistance, ease of installing pipes and conduit within the floor depth, and several more important advantages.

A specialized feature of the Nailer Joist is the wood nailing strip securely attached to the top chord.

Write for free illustrated catalog giving complete information on Truscon Open Truss Steel Joists and Nailer Joists.

### First All Resistance Welded Steel Joist

The Truscon "O-T" Open Truss Steel Joist was the first all resistance welded steel joist on the market. These joists were used in building the Grant Building, Pittsburgh, Pa., world's tallest building with Open Truss Steel Joist Floor Construction.

The Truscon Planning Board says, "Normal delivery on many of our Steel Building Products is now possible. In fact, on all material for which raw material is readily available, a normal rate of production and delivery is currently in effect." However, since production and delivery schedules change from week to week, we suggest you contact the nearest Truscon sales office for the latest information.



## For Smart Styling

There are scores of smart room designs possible with the Truscon Series 138 Double-Hung Steel Window. The wide range of window openings in single, twin, triple and panoramic combinations inspires unusual window treatments, resulting in rooms and entire structures of appealing architectural beauty.

Several improvements are now embodied in the Series 138 Window, making it better, heavier, stronger than ever before. Write for free illustrated catalog showing complete range of types and sizes.


## What's Your Door Problem?

There's a range of Truscon Steel Doors to meet every type or size needed in any type of structure, from 2' 7 $\frac{7}{8}$ " industrial swing type for residences, garages, manufacturing buildings, etc., to great mechanically operated doors for airplane hangars with openings of hundreds of feet in width. The types include swing and slide industrial doors, two-section vertical lift doors, two-section turnover doors, accordion doors, crane and canopy doors, pier doors and hangar doors. Write for details.



## New Literature

A complete reprint of the 72-page insert in SWEET'S, covering all types and sizes of Truscon Steel Windows, with their installation details, is available on request.



**TRUSCON**  
**STEEL COMPANY**  
YOUNGSTOWN 1, OHIO  
Subsidiary of Republic Steel Corporation

# Light ... THE WAY TO MODERNIZATION

"Something Better Has Come to Light" in distinctively styled, efficiently engineered lighting.

Practically, technically and creatively—standard Fluorescent and Incandescent Pittsburgh Permaflector Lighting Equipment can produce "custom designed results" in all types of interiors and exteriors.



A PERMAFLECTOR PORTRAIT  
The Kleinhans Co.  
Buffalo, N. Y.

USE

# PITTSBURGH

## PERMAFLECTOR LIGHTING EQUIPMENT




**PITTSBURGH REFLECTOR COMPANY**  
OLIVER BUILDING · PITTSBURGH 22, PA.

MANUFACTURERS OF FLUORESCENT AND INCANDESCENT LIGHTING EQUIPMENT  
DISTRIBUTED BY BETTER ELECTRICAL WHOLESALERS EVERYWHERE



# NO ENTRANCE BOTTLENECK HERE



## Ellison BALANCED DOORS

facilitate the smooth, effortless flow of entrance traffic. Entry or exit is not retarded by the necessity of tugging or pushing. They open easily with only finger tip effort, because they are "BALANCED" an exclusive ELLISON feature that equalizes the door weight and entrance wind pressures. This permits the door to swing easily

and quickly to one side of the door opening. Counter balanced they require only a slight, effortless spring action to close.

Equally as important is the fact that ELLISON DOORS are so pivoted top and bottom that they swing on a shorter radius, reducing the normal projection 40 to 45%. ELLISON BALANCED DOORS are furnished, ready to install, in complete prefabricated units, including the door, frames, mullions, trim, saddles and necessary hardware. They may be had in a wide range of standard sizes, and types in bronze, aluminum, stainless steel or full panel glass, or built to your specifications.

Write for our new 12-page booklet giving additional specifications and illustrating types, or see our section in SWEET'S

**ELLISON BRONZE CO., INC.**  
JAMESTOWN, NEW YORK


*Ellison*

Representatives In  
All Principal Cities

# BALANCED DOORS

# H&H WEATHER-PROOF

## OUTDOOR SWITCHES AND RECEPTACLES



Designed for outdoor applications — from porches and patios to factory platforms — and industrial inside installations subject to excessive moisture. No. 7886, — 2-gang unit, single-pole Switch and Receptacle, with cadmium-finished brass plate fitting over weather-tight rubber mat. No. 7981, — Single-pole Switch with cadmium-finished brass plate and weather-tight rubber mat. No. 7981-FS, — Switch for use with "FS"-type fittings for industrial jobs. Aluminum-sprayed steel plate with rounded edges; moisture-tight mat. (Above switches available also in double-pole, 3-way and 4-way.) No. 7890, — Duplex Receptacle with .060" gauge brass plate, metal caps, weather-tight rubber mat. No. 7792, — Single Receptacle with cadmium-finished brass plate, metal cap and weather-tight mat.


HART & HEGEMAN DIVISION

**ARROW-HART & HEGEMAN ELECTRIC COMPANY, HARTFORD 6, CONN., U.S.A.**




# CORRUGATED TRANSITE\* . . . for utility, beauty, or both

\*Transite is a registered Johns-Manville trade mark



Architects and engineers are using Johns-Manville Corrugated Transite in many ways to get that modern streamlined effect. Transite sheets can't rot, rust, or burn. And they're low in cost . . .



The smartly styled art gallery above gets some of its unusual charm from the same rugged Corrugated Transite that provides durable roofs and sidewalls for all types of industrial and commercial buildings.


Whether the project is to provide a fireproof, weatherproof exterior for a power plant or to glamorize an art gallery, Johns-Manville Corrugated Transite is *right* on the job. Use it inside, outside . . . on both new or remodeled structures.

The large rigid sheets—with their unusual strength increased by corrugations—permit a minimum of framing, thus enabling you to simplify construction and save money. They are quickly and easily applied . . . can be


completely salvaged when alterations are necessary.

Made of asbestos and cement, practically indestructible materials, Corrugated Transite requires no preservatives . . . needs little or no upkeep. For further details, send for brochure. Johns-Manville, Box 290, New York 16, N. Y.


Because of unprecedented demand, there may be times when we cannot make immediate delivery. Please anticipate your needs.



EASY TO BOLT TO STEEL




EASY TO SAW



EASY TO DRILL



EASY TO NAIL TO WOOD



**Johns-Manville**

*Asbestos*

**CORRUGATED TRANSITE**






*Here's Beauty with  
Safe, Lasting Service  
in Step Treads—*

**Now—  
Heavy Duty  
Molded SAFETY**

Step Treads in marbled blue-gray and tan patterns give appealing beauty with long-lasting service. . . . MELFLEX SAFETY Treads are molded  $\frac{3}{8}$  inch thick of special "frictioned" rubber compound to cover both the tread and step-edge. Approved by Underwriters Laboratories, Inc. (No. SA 833) as a SAFETY feature, this molded tread applies without requiring metal strips or screws. It stays "put", won't buckle or blister when applied simply with MELASTIC Water-Proof Cement to wood, stone, metal or composition steps. . . .

**Molded in One-Piece To  
Cover Approach Edge . . .**

It cushions step edge as well as provides sure-gripping tread safety, wet or dry. These Treads, also available in black compound, may be applied on inside or outside steps with equal safety and service.



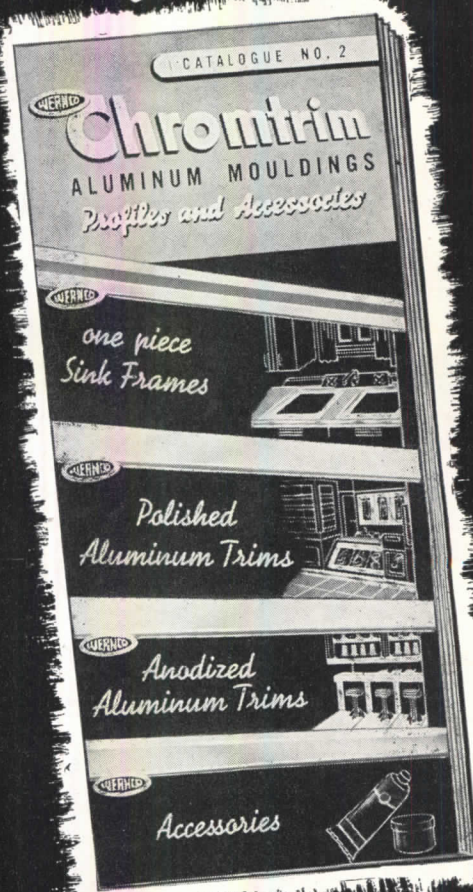
**MEL-ISLE Heavy Duty  
Ribbed Rubber Runner . . .**

Compounded of special "frictioned" rubber for hard wear and slip-proof service, MEL-ISLE makes the ideal covering for aisles, runways, corridors, locker rooms. Available in black only  $\frac{1}{8}$ " and  $\frac{3}{8}$ " thick, 36" wide and cut to any specified lengths. High ribbed pattern facilitates cleaning and keeps tread surface slip-proof. MEL-ISLE Molded Mats, for entrances,  $\frac{3}{8}$ " thick and in 5 stock sizes have beveled edges to prevent tripping. Slip-Proof wet or dry. . . . Durable, Economical.

*Write for  
Factory-Saving-Prices on  
any Safety  
Surfacing  
Need.*

**MELFLEX**  
PRODUCTS CO.  
L. E. WARFORD, President  
410 S. Broadway, Akron 8, O.

*Use this  
Timely Catalogue!*



**80** Dimensionally accurate aluminum moulding shapes, expertly designed in matching groups to fit any installation, illustrated in the new full-color CHROMTRIM Catalogue No. 2. Also features many unique installation possibilities.

Follow the new trend—give home-making women the gleaming beauty—the modern neatness—the easy maintenance they want in the homes you plan to build (or modernize). Specify CHROMTRIM for kitchens, bathrooms, attics, etc.

**IMMEDIATE DELIVERY**

Nationally distributed. See insert in Sweet's File (Architectural Edition).

**R. D. WERNER CO., Inc.**

*Manufacturers of Metal and Plastic Products*

295 FIFTH AVENUE • NEW YORK 16, N. Y.

Factories: New York City—Greenville, Pa.



not just radiant heating . . .  
not just convection heating . . .

# BUT A BLENDED COMBINATION OF BOTH!

*that's what Modine Convactor Radiation offers you!*



## 1 RADIANT HEATING

See those arrows coming from that Modine Convactor Panel beneath the window? They represent *radiant heating* — mild, radiant heat in just enough quantity to offset heat loss from window areas. But that's not all . . .

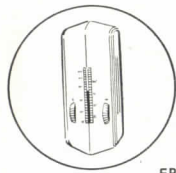
## 2 CONVECTION HEATING

To this — Modine Convectors add *convection heating*. Hot water or steam, circulating through copper heating unit, draws floor-line air into bottom of convector where it's warmed, rises, and is then gently circulated through the room.

**RESULT:** Blended, combination heating for modern living comfort — that's what Modine Convactor Radiation offers today's moderate cost homes and apartments! In addition, you get *individual* room control that responds almost instantaneously to sensitive automatic controls — plus gentle, continuous air circulation without the use of moving parts that wear out. Yes, think of the dependable heating comfort, distinctive charm, space-saving, and long service life of Modine Convactor radiation for your heating needs. Look for Modine's nearby representative in the "Where To Buy It" section of your phone book. Write for descriptive literature. MODINE MANUFACTURING COMPANY, 1773 Racine Street, Racine, Wisconsin.



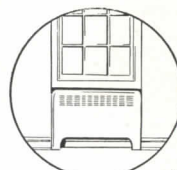
MODERN  
BEAUTY



CLOSE TEMP-  
ERATURE CONTROL



EASY TO  
INSTALL



ADDS TO  
LIVING SPACE



PRICED  
FOR TODAY'S  
HOMES AND  
APARTMENTS

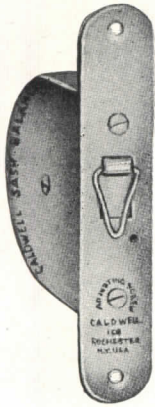
**Modine**  
**CONVECTOR RADIATION**  
The Modern "proved by use" heating method



# CALDWELL NEW SASH BALANCES


## NEW CALDWELL CLOCK-SPRING adjustable SASH BALANCES

THEY are more economical than any other method of counterbalancing double-hung windows . . . take only one-third the time of installation required by sash weights . . . result in a considerable saving in lumber and labor in the construction of frames.



They effect an important saving in freight cartage and handling. Labor cost reduced to the minimum. Tonnage reduced over 75%. They eliminate entirely box frames, weight pockets, weights, cords and pulleys, and permit the use of very narrow mullions and trim.

They eliminate infiltration of air around the box frame and weight pockets, are troubleproof, do away with frequent cord replacement, require no care or oiling. They are cheaper to use and are a perfect counterbalance for the life of the building.



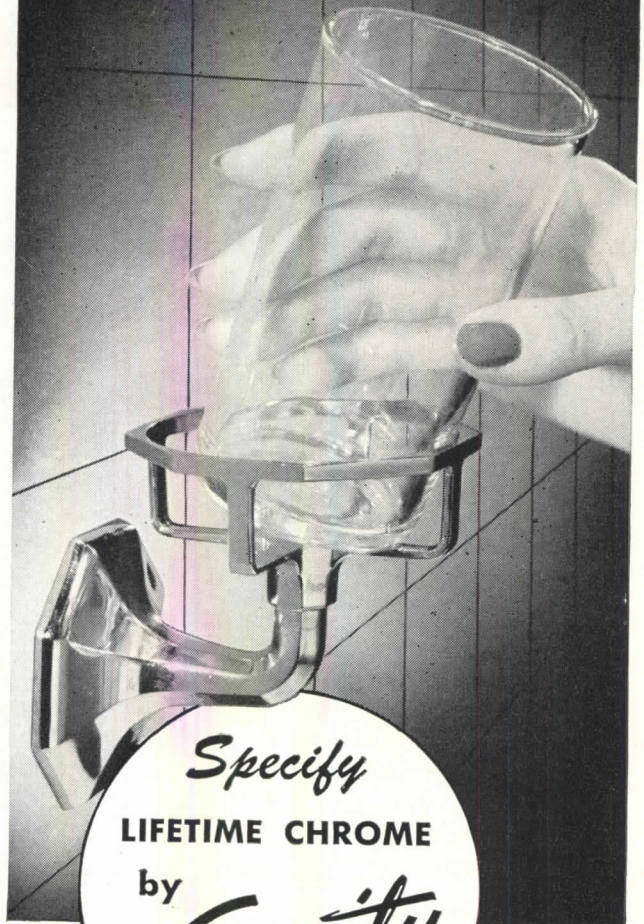
Among the thousands of CALDWELL installations, important Hospitals include the Metropolitan State in Waltham, Mass.; the Colorado State in Pueblo, Colo.; State Hospital for Insane in Whitefield, Miss.; the St.

Elizabeth in Washington, D. C.; the Brooklyn State Hospital, Brooklyn, N. Y.; Veterans' Hospitals in Albuquerque, N. M.; St. Cloud, Minn., and Roanoke, Va.; the Children's Hospital in Johannesburg, S. Africa.

THE CALDWELL MANUFACTURING CO.  
ROCHESTER 4 NEW YORK

*Fresh new  
Beauty*

**ALREADY IN 100,000  
POSTWAR BATHROOMS!**



Gerity styling and durability get the enthusiastic O. K. of architects, builders, dealers, and the public! Gerity accessories smartly blend into modern bathrooms of any color scheme. It's *Lifetime Chrome*—won't break, crack, peel, check or tarnish. Write for catalog. Gerity-Michigan Die Casting Co., Adrian, Mich. Plants at Detroit and Adrian.



ARCHITECTURAL RECORD



# Hospitals must have reliable heating

— and to this architect that means Petro

**R**ELIABLE heating — important in any building — plays an even more vital role in hospitals. It can't be taken for granted. To those concerned with hospital heating, the day-in-and-day-out dependability of Petro oil-fired systems makes an especially strong appeal. For a Petro couples uninterrupted operation with low-cost performance, cleanliness, and a definite contribution to the health and comfort of occupants.

On *any* type of heating installation, Petro's reliable, economical service stems from over 40 years' experience devoted only to oil heating . . . an established, responsible organization . . . and modern testing facilities occupied constantly with the challenge of making good oil heating equipment *better*.

Mr. Field sums it up this way: "Petro systems . . . operate over many years with the highest efficiency and satisfaction to owners, occupants, engineers and architects."

**INDUSTRIAL MODELS:** No. 5 or No. 6 fuel oil; manual, semi-automatic or automatic operation; 8 sizes to 450 bhp. Thermal Viscosity preheating.


**DOMESTIC MODELS:** No. 3 or lighter oils; conversion and combination-unit types, 7 sizes. Patented "Tubular Atomization."

**FULL DATA** on Petro Industrial Burners are in catalog files of Sweet's and Domestic Engineering. Details on Petro Domestic Burners available in separate catalog. Copy of either sent gladly on request.

# PETRO

REG. U. S. PAT. OFF.

**cuts steam costs**



*J. Hunter Field, New York architect, formerly of the firm of Cross & Cross, has selected Petro equipment for most of his buildings. One of these is the Nassau Hospital in Mineola, Long Island, where the central heating plant serves the 250-bed hospital, the laundry, the nurses' home and seven other buildings. Another is the Harlem Savings Bank at 181st Street and Broadway, New York, consisting of the bank facilities, shops and a large restaurant.*

**PETROLEUM HEAT AND POWER CO. • Makers of Good Oil Burning Equipment Since 1903 • Stamford, Connecticut**



**RUSCO Self Storage..THE GREATEST IMPROVEMENT IN COMBINATION SCREEN AND STORM SASH**



*You just arrange ...you never change*  
**STORM SASH OR SCREENS**

**RUSCO ALL METAL, SELF-STORING, COMBINATION SCREEN AND STORM SASH** is the first patented, practical insulating sash for homes and commercial buildings that offers all these advantages:

Screens, storm sash and weatherproofing—all in one permanently installed unit—with **NOTHING TO CHANGE, NOTHING TO STORE;** Rainproof, draft-free, filtered-screen ventilation by finger-tip control from inside—in any season, in any weather;

Patented **THERMOLOK\*** Frame—weather-proofs entire window opening and assures permanent fit;

Greater economy on  $\frac{1}{8}$  less fuel.

When you specify RUSCO . . . you assure your client the ultimate in convenience, comfort, safety and economy.

*Details of Rusco Window Insulation are in Sweets 18a-14, or you can obtain literature for your files by sending coupon.*

**The F. C. Russell Company**  
 6400-AR HERMAN AVENUE • CLEVELAND 2, OHIO



\*T.M. REG. APP. FOR

©TFCRC

**THE F. C. RUSSELL CO., 6400-AR Herman Ave., Cleveland 2, O.**

Gentlemen: Please send me data on Rusco Windows for my files.

Name .....

Address .....

City.....Zone.....State.....



**CUTTING CORNERS?**

We need more homes, for more people, more than ever before—and we salute all who put their shoulders to the wheel, to devise the ways and means to help this nation build faster than ever.

But, in the hue and cry of this strenuous period of post-war adjustment there is one grave danger. We must not only build, we must also build durably and well.

In our hurry we should not discard old and proven materials merely for the sake of "cutting corners".


Lime plaster is one of those materials that have served us for centuries. Yet no better material for finishing walls and ceilings has so far been devised. Its monolithic character is without equal. It is durable and fire-resistant. So don't "cut corners" the wrong way. Only a first class plastering job takes care of walls and ceilings, and of all the corners the right way.

When it comes to a choice of finishing lime consider the brands shown here, long known for consistent quality, always uniform, scientifically processed from the world's purest dolomitic limestone. Look for the red zig-zag stripes, your guarantee of quality.

The Ohio Hydrate & Supply Co., Woodville, Ohio



# RAISING THE ROOF



To provide greater facilities for handling the thousands of long-distance telephone calls which are made daily to and from the Atlanta, Ga., area, the Southern Bell Telephone & Telegraph Company is "raising the roof" on this, its attractive Atlanta Toll Building. Originally six stories in height, the structure now towers fourteen stories. Barge-Thompson Co., Atlanta, are the general contractors. The architects are Shutze & Armistead, Atlanta. Spiker & Spiker, also of Atlanta, are the engineers.

In this structure, as well as in hundreds of other attractive buildings which are now moving skyward, Bethlehem Structural Shapes continue to meet the requirements of architects and contractors who plan and build with steel.


**BETHLEHEM STEEL COMPANY, BETHLEHEM, PA.**

*On the Pacific Coast Bethlehem products are sold by Bethlehem Pacific Coast Steel Corporation*

*Bethlehem*  
**STRUCTURAL  
SHAPES**







Naval Medical Center,  
Bethesda, Md. Minwax  
Weathercap used to  
protect masonry joints.

**To keep masonry structures "healthy"  
MINWAX TRANSPARENTS,  
CAULKING COMPOUNDS  
and  
WEATHERCAP**

Among the precautions necessary to keep hospitals and other masonry structures in "good health" is protection against the ill effects of weathering.

For this purpose, Minwax manufactures a line of protective products which have been selected by leading architects and engineers for over 35 years. Among these products are the following which meet the needs in the great majority of cases.

**MINWAX TRANSPARENTS**

**Clear type • Colorless type**

Special penetrative liquids which protect without objectionable change in the color of the surface and with no effect on the surface texture.

**MINWAX CAULKING COMPOUND**

Designed to seal the joints around window and door frames; also as an elastic seal for any masonry joint. Resistant to moisture, heat, cold, smoke, fumes. Bonds to wood, stone, steel, glass, etc. White, Gray, Buff.

**MINWAX WEATHERCAP**

An extruded strip of pure soft lead, consisting of a cap member with anchor projecting into the joint filled with Minwax Caulking Compound. For joints in copings, cornices, belt courses and steps, and around windows and glass blocks.

For full information see Sweet's or write Minwax Company, Inc., Dept. A6, 11 West 42nd Street, New York 18, N. Y.




**WATERPROOFINGS**

Weathercap • Protective Coatings • Caulkings

**A COMPLETE WATERPROOFING SERVICE**

Also **MINWAX WOOD FINISHES** and **WAXES**

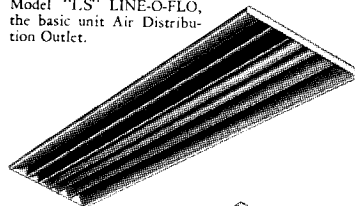
**BARBER COLMAN**




**AIR DISTRIBUTION  
OUTLETS**

*Keyed to Modern Architectural Concepts....  
A Fitting Counterpart of Linear Lighting....  
A Vital Contribution to Continuity of Design*

Model "LS" LINE-O-FLO,  
the basic unit Air Distribu-  
tion Outlet.



LINE-O-FLO Air Distribution Outlets have been developed as a matching counterpart for the continuous-strip type of interior lighting and decoration. LINE-O-FLO units can be used singly, end-to-end in continuous strips, or alternating with lighting fixtures. Lighting units can be attached directly to the LINE-O-FLO units, to produce a single strip providing both illumination and air distribution.



Model "LL" LINE-O-FLO,  
with a conventional fluores-  
cent lighting fixture built  
into the unit.

LINE-O-FLO outlets have scientifically-designed distributing members, proportioned and placed in such a manner as to provide uniform bi-directional air flow outward and slightly downward from the long sides of the units. Adjustable interceptor dampers, located above the throat, effect balanced distribution when several LINE-O-FLOS are used in a line or group. Accurate performance data, obtained over a wide range of field conditions, permits proper selection of combinations to fit given circumstances. For full details, write for Bulletin F2741 or see your Barber-Colman representative.

*Available Approximately July 1st.*

**BARBER-COLMAN COMPANY**

1232 ROCK STREET • ROCKFORD, ILLINOIS

# CONTROLLED SUNSHINE . . .



*for year-round comfort and beauty*

In this attractive house of Mr. and Mrs. H. M. Sloan of Glenview, Illinois, Architect David S. Barrow added the beauty and spaciousness of the outdoors to indoor living. He provided the extra comfort and economy of solar heating with window walls of *Thermopane*, the complete multiple-pane insulating unit.

All year the beauty of the landscape is enjoyed with indoor comfort. In summer, the *Thermopane* units, shaded from the direct rays of the high sun, help keep the house cooler. In winter, sunshine floods the room, warming the walls, floors and furnishings. *Thermopane* helps keep this heat in, for between its two panes

there's a sealed-in air space that provides effective insulation.

Large house or small—modern or conventional . . . *Thermopane* can help make it more enjoyable, more comfortable and easier to sell. Write for further information on *Thermopane*, including data on standard sizes. Libbey·Owens·Ford Glass Company, 2267 Nicholas Building, Toledo 3, Ohio.



● The overhang is carefully calculated to admit sunshine in winter and keep it out in summer. Notice how the shadow falls along the sill in this summer picture—a shorter overhang being used for the bedroom windows with higher sills at the right. The canvas portion of the overhang is removed in winter to permit the heat-giving rays of the low winter sun to enter.

ONLY LIBBEY·OWENS·FORD MAKES

*Thermopane*  
REG. U.S. PAT. OFF.



**LIBBEY·OWENS·FORD**

*a Great Name in* **GLASS**



# "Can I Afford Them\*?"

asks

**Mrs. D. MacDuncan**

who wants the best in window hardware . . . IF it fits her budget



**134,445,000 modern-minded people share her interest**

Grand Rapids Invisible Sash Balances are sold monthly to the readers of these magazines . . . the bulk of the home-building market.



\* She is interested in



## The practical SPIRAL sash balance

Of course she can afford them! They go in quick and easy . . . just three screws per balance . . . save hours of high-priced labor. Laboratory tests point to perfect lifetime performance . . . proved in thousands of homes. No tapes, no cables, no exposed tubes, no corrosion. The one practical installation for modern narrow trim. A few standard sizes fit 95% of all residential requirements . . . same size balance fits upper and lower sash.

### For complete specifications and instructions



Write today for fully illustrated specification and installation data. See how Grand Rapids Invisibles fit into your next set of plans!

## GRAND RAPIDS HARDWARE COMPANY

Grand Rapids, Michigan

Quality Leaders in Sash Hardware for 50 Years



### Grand Rapids Sash Pulleys

◀ No. 103 face plate, cone bearing type and Nos. 175, 109, 110 sawtooth drive type sash pulleys cover 95% of all sash pulley requirements. ▶



# Moultile Floor Beauty

## AMPLY FULFILLS YOUR DRAWING BOARD CONCEPTIONS

The artistic effects which you visualize are fully achieved by Moultile, with its clear, rich colors, subtly interwoven with crisp, distinct veining. The satisfaction of seeing your ideas faithfully carried out is never lacking.

Consider the fact that the individual tiles may be arranged in an unlimited variety of patterns. Use plain fields, with or without borders, or conventional checkerboards, if you wish. Plan your floor with panels, strips or bands, either parallel or diagonal. Vary the pattern with spots or other inserts. Or design an original maze, meander or woven pattern.

Your clients will enthusiastically approve Moultile floors . . . for their beauty, for their quiet, foot-friendly comfort, and especially for their time-defying durability. Since both colors and texture are uniform throughout the thickness of the material, hardest wear leaves no noticeable marks on Moultile floors. Costly periodic refinishing is never necessary. Maintenance is easy and inexpensive, and even the original cost is surprisingly low. Write today for free samples to: THOS. MOULDING FLOOR MFG. CO., 165 W. Wacker Dr., Dept. AR-6, Chicago 1, Ill.

THOS. MOULDING


# Moultile

**Flexible-Reinforced  
MASTER ASPHALT TILE**

*This attractively patterned Moultile floor lends charm to the lobby of the Oaks Hotel, Excelsior Springs, Mo. • A. C. Rindskopf, Designer*



# "STREAMAIRE" CONVECTORS ARE Growing in Popularity



FOR HOMES AND APARTMENTS



FOR OFFICES AND PUBLIC BUILDINGS




FOR STORES AND INDUSTRIES




FOR SCHOOLS AND INSTITUTIONS

● An increasing number of architects and contractors are specifying "Streamaire" Convectors because they give extras that spell heating satisfaction. "Streamaire" Units are highly efficient and truly economical. They respond instantly to modern thermostatic controls . . . are engineered to circulate warm air by controlled convection, to level off temperature peaks by natural radiation. "Streamaire" Convectors are easy to specify, easy to install because they're standardized in four types, packaged individually to prevent damage. To aid quick identification, cartons are clearly marked with model number and size. "Streamaire" Cabinets, painted to harmonize with any interior, enhance the beauty of modern decorative themes. For convenience, fronts are removable for cleaning.

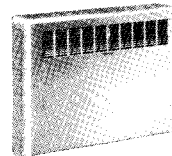
## FOUR "STREAMAIRE" STYLES MEET EVERY NEED




◀ FREE STANDING, Type C—Saves on installation costs—no wall recesses are required.



▶ WALL HUNG, Type WS—Sloping top grille prevents careless blocking of air circulation.



◀ WALL HUNG, Type W — Heating element accessible by easily removed one-piece panel.



▶ PARTIALLY RECESSED, Type S—Special "Z" bars permit installation before or after plastering.

# YOUNG

## HEAT TRANSFER PRODUCTS

OIL COOLERS • GAS, GASOLINE, DIESEL ENGINE COOLING RADIATORS • HEAT EXCHANGERS  
 INTERCOOLERS • EVAPORATIVE COOLERS • ENGINE JACKET WATER COOLERS  
 GAS COOLERS • UNIT HEATERS • CONVECTORS • CONDENSERS • AIR  
 CONDITIONING UNITS • EVAPORATORS • HEATING COILS • COOLING COILS  
 AND A COMPLETE LINE OF AIRCRAFT HEAT TRANSFER EQUIPMENT

**YOUNG RADIATOR CO., Dept. 517-F, RACINE, WIS., U.S.A.**

Sales and Engineering Offices in All Principal Cities



SEND FOR FREE CATALOG NO.4046

Have you sent for your copy of the new "Streamaire" Convector Catalog? It will give you up-to-date details on the Young line and it includes ratings, specifications and other helpful data.



# "The DEPENDABLE Line"

## WADE DRAINS and Plumbing Specialties

What is the most important single feature, comprising all features, that you expect in any product? We believe that your demands are for **DEPENDABILITY**. When you specify Wade, you benefit from over seventy-five years of:

1. Dependable engineering
2. Dependable construction
3. Dependable performance
4. Dependable service

You can depend on getting more dollar value from the Wade line, too. Heavy, flawless bodies are cast in one of the world's largest, most modern foundries. Exclusive design features are a result of constant search for improvement by specialists with years of experience. Next time you need plumbing drains or specialties, it will pay you to invest in Wade Dependability.



FLOOR  
DRAIN  
and TRAP  
W-2030



BACKWATER  
VALVE  
W-4200



FLOOR  
DRAIN  
W-1100



ROOF  
DRAIN  
W-3100




SEALED  
AIR CHAMBER

- Floor Drains
- Roof Drains
- Backwater Valves
- Grease Interceptors
- Traps and Cleanouts
- Sealed Air Chambers
- Swimming Pool Drains and Equipment

**WADE**  
MANUFACTURING COMPANY

DRAINS AND PLUMBING SPECIALTIES  
ELGIN, ILLINOIS

85 NORTH STATE



**NOW  
READY!**

New 1947 Catalog

## Lawson BATHROOM CABINETS

**WHEN** you look over this new catalog, you'll see that the 1947 line of Lawson Bathroom Cabinets and Bathroom Accessories fully meets the requirements of all types of today's housing—in the upper, medium and lower cost ranges.

Again Lawson takes the lead in smart styles and top values. Since 1816 Lawson Products have been made to give the greatest satisfaction to every purse and plan.

You will find plenty of use for this new catalog—

**Send for Your Copy TODAY!**

WORLD'S LARGEST  
BUILDERS OF  
BATHROOM CABINETS



THE F. H. LAWSON CO. 802 Evans St. CINCINNATI 4, O.



INCLUDE J&L JUNIOR BEAMS IN YOUR PLANS


*Order Now*

FOR FIRE-RESISTANT STEEL AND  
CONCRETE FLOOR CONSTRUCTION

#### SAVES LUMBER\*

J&L Junior Beams are spaced by 1" wood spreaders to accommodate, without ripping, a number of 1" form boards which are tacked in place, later used for roof sheathing.\* The job shown used five lengths of 1" x 8" wood sheathing in each panel.

By planning ahead to gain the advantage of steel and concrete floor construction and ordering now, you can include J&L Junior Beams in the houses you build. They provide a strong, non-shrinking, vermin-proof, fire-resistant floor. Any plan can be adapted readily to their use with the help of illustrated booklets, "J&L Junior Beam Floors for Residences" and "Nine Simple Steps." Write to the address below for your copy today.




**J&L  
STEEL**

**JONES & LAUGHLIN STEEL CORPORATION**

PITTSBURGH 30, PENNSYLVANIA



## Stairway to Safety



### Alundum Stair Tile Guarantees Permanent Non-slip Surface

**ALUNDUM** Stair Tile (and Floor Tile) is recommended to architects by Norton Company for an important function: to overcome both the slipping hazard and the excessive wear of stairs, ramps and floors subjected to severe foot traffic. Its ability to withstand the most concentrated traffic — without lessening its non-slip effectiveness or showing appreciable wear — has been substantiated by installations that have given 25 years of service under the severest conditions. **ALUNDUM** Tile always provides reliably safe walkways. It retains its non-slip advantage when wet. No amount of traction will smooth its surface, reduce its non-slip protection.

## NORTON COMPANY

WORCESTER 6, MASS.

ALUNDUM—Registered trade-mark for Norton Company's aluminum oxide abrasive.

**NORTON** *non slip* **FLOORS**  
ALUNDUM

See our catalog in Sweet's

If it's got to be seen,  
do it with **Seaporcel!**



**SEAPORCEL** gives the architect an artist's palette for color, the sculptor's clay for contour.

**Sparkling** ceramic fused to steel at 1550° F., **SEAPORCEL\*** can be fabricated to *any* shape, form, section . . . finished in *any* shade, from purest white and pastels to deepest black.

**Light in weight**, **SEAPORCEL** combines stiffness with strength, is fireproof, easily handled, quickly erected. Shortages do not faze **SEAPORCEL**—wood blocking or light porcelain iron furring provide all support necessary.

**And, thanks** to multiple coating of enduring ceramic fused to steel, **SEAPORCEL** will never crack, fade, corrode. Through the years, it remains clean, *lustrous*.

**SEAPORCEL** is equally adaptable to broad and dramatic sweep for building facades, store fronts, interiors of public buildings, restaurants, banks, schools, hospitals, hotels. Make your final word on your next preliminary sketches: **SEAPORCEL!**

**WRITE TODAY** for bulletins showing applications and current jobs.

**SEAPORCEL PORCELAIN METALS, INC.**  
*Formerly Porcelain Metals, Inc.*

28-02 Borden Avenue, Long Island City 1, N. Y.

\*Registered U. S. Pat. Off.




A. F. of L. Plant

# Seaporcel

"Member Porcelain Enamel Institute, Inc."

# KIESLING

**Standard Capacities Up to 40,000 Lbs.**



**KIESLING Heavy Duty Elevator Hoisting Machine with motor generator set and variable voltage control. Hoisting machine, direct current brake, and variable voltage control-board designed and manufactured by JOHN W. KIESLING & SON, INC.**

**BROOKLYN**

# **ELEVATORS**

**NEW YORK**



**AGAIN\* latest A.B.C. statements show that  
ARCHITECTURAL RECORD is**

**FIRST in architect circulation!**

**FIRST in consulting engineer firms!**

**FIRST in total architect and engineer circulation!**

*\*For the third consecutive statement.*

**Summary of Architect and Engineer Circulation**

From business analysis of subscriptions  
based on November 1946 issue  
(December 31, 1946 A.B.C. Statements)

	Architectural Record	Architectural Forum	Progressive Architecture
<b>Architectural, architectural-engineering firms and architects and architect-engineers in private practice:</b>			
Subscriptions in company name, owners and corporate executives . . . . .	8,194	6,297	6,974
General managers and managers . . . . .	8	30	7
Registered staff architects . . . . .	1,829	2,024	1,931
<b>Total architect circulation shown . . . . .</b>	<b>10,031</b>	<b>8,351</b>	<b>8,912</b>
<b>Consulting engineering firms and engineers in private practice:</b>			
Subscriptions in company name, owners and corporate executives			
Civil . . . . .	1,028	646	446
Electrical . . . . .	86	106	30
Mechanical . . . . .	159	151	56
All other . . . . .	163	152	77
<b>Total . . . . .</b>	<b>1,436</b>	<b>1,055</b>	<b>609</b>
General managers and managers . . . . .	10	29	3
Staff engineers . . . . .	3,433	3,871	2,303
<b>Total engineer circulation shown . . . . .</b>	<b>4,879</b>	<b>4,955</b>	<b>2,915</b>
<b>Total architect and engineer circulation shown . . . . .</b>	<b>14,910</b>	<b>13,306</b>	<b>11,827</b>


**ADD to that the lowest cost per page per thousand architects and engineers reached.**

**And a provable coverage of more than 80% of all building plans and specifications prepared by architects and engineers.**

*NOTE: In the second half of 1946 and the first five months of 1947 the RECORD carried more advertising than any other architectural publication.*

**“WORKBOOK OF THE ARCHITECT-ENGINEER”**

**119 WEST 40th STREET, NEW YORK 18, N. Y.**



This advertisement also appears in PRINTERS' INK

Only 6 moving parts, the simplest assembly of any flush valve and the quickest and easiest to repair.



*The  
Secret*

—of Low Cost Maintenance  
is in the Utter Simplicity of DELANY VALVES

It is a known fact that DELANY FLUSH VALVES require less service, over longer periods, but do you know why? There is but one component part subject to maximum wear and tear—the tough leather diaphragm, made to take long and constant use. The other functional parts are loose-fitting and hence free from friction and all wear and tear. A New Diaphragm, when needed after 5 to 10 years, costs little. Its replacement is accomplished quickly and easily, and regains instantly the initial efficiency of the DELANY FLUSH VALVES.



DELANY FLUSH VALVES are highly recommended for private homes, and particularly for "rental construction" as now planned by the Government.

SINCE 1879  
**Coyne & Delany Co.**  
BROOKLYN N.Y.  
FLUSH VALVES · VACUUM BREAKERS · PLUMBING SPECIALTIES



PresTile National Advertising  
pre-sells your clients



**E**ACH month, through Better Homes & Gardens, American Home and other magazines, more and more homemakers are learning about the advantages of using Prestile . . . the quality tileboard with its plastic beauty baked in. While we are striving to meet overwhelming demand, Prestile continues to advertise as an aid to dealers, contractors and architects.

PRESTILE MANUFACTURING COMPANY  
2860 LINCOLN AVE., CHICAGO 13, ILL.

**PRESTILE**

"It's Plastic Beauty is Baked In"

**GET A HEAD START**

No matter what your job is, you can't afford to let your neighbor beat you to the gun.

Whether you're an artist, office worker, designer or technician, you want the best—and the best means KOH-I-NOOR.

When you work with a fine, smooth, KOH-I-NOOR Drawing Pencil, the advantage is all yours, because you know that KOH-I-NOOR is the Right Pencil for your job!



Send for Leaflet No. 3



The RIGHT pencil for the RIGHT job  
KOH-I-NOOR PENCIL COMPANY, INC., BLOOMSBURY, NEW JERSEY

**"I Specify SUPRO LUX**

It's the Better Baked  
Fluorescent Glass Tubing



Satisfied users have recommended SUPRO LUX Baked Fluorescent Glass TUBING for more than 12 years. Today Architects, too, recognize SUPRO LUX as *tops* for superior fluorescent lighting performance. SUPRO LUX research—workmanship—rigid inspection—have created the Baked Fluorescent Glass *they specify* for all types of Neon Signs and Cold Cathode Lighting.

**Specify SUPRO LUX**


for years, the choice of the country's leading sign and lighting manufacturers.

- Controlled high temperature baking
- 12% to 15% Brighter color
- Economical, trouble-free use
- Precision coating
- No color variation
- Guaranteed satisfaction

**A SPECIAL SERVICE**  
SUPRO LUX is equipped to assist in the preparation of lighting specifications. Inquire for complete information.


**SUPRO LUX** MANUFACTURING CO., INC.  
127 West 17th St. • New York 11, N. Y.

# Year after Year-



--- Washable "TONTINE"\*

## Shade Cloth Stands the Wear!




### HERE'S WHY "TONTINE" SHADE CLOTH OFTEN GIVES UP TO 20 YEARS' SERVICE

Deep into the fibers of the fabric, the pyroxylin is driven. This chemical—a liquid form of cotton—is soaked up by the cotton fabric as a sponge soaks up water, then it hardens. Thus the two become, in effect, one material.



Pyroxylin is washable—it is impervious to water, rain, grime and dirt. When a shade made with "Tontine" becomes soiled, it can be scrubbed with soap and water, then rehung fresh and clean as ever. Service records show that "Tontine" can be scrubbed—vigorously—20 times or more without damage! And colors resist fading, stay bright for the life of the shade.



Resists cracking and pinholing. "Tontine's" pyroxylin impregnation gives it a protective finish that resists cracking and pinholing. And it gives maximum resistance to fraying and ripping. Constant improvement of all these qualities through the years makes today's "Tontine" one of the best values in its field.

Cut maintenance costs and improve the appearance of your buildings by specifying practical, washable "Tontine" for all window shades. Its durability has been proved by service records which show that window shades made from "Tontine" Shade Cloth have been in use up to twenty years—have been washed more than twenty times—and are still giving service.

An economical washing and repairing service can be arranged by your authorized "Tontine" dealer. The shades will look bright, clean, and new. E. I. du Pont de Nemours & Co. (Inc.), "Tontine" Sales, Newburgh, N. Y.

\*\*"TONTINE" is Du Pont's registered trade mark for its pyroxylin-impregnated washable window shade cloth.

# DU PONT "TONTINE"

WINDOW SHADE CLOTH  
Looks Better Longer



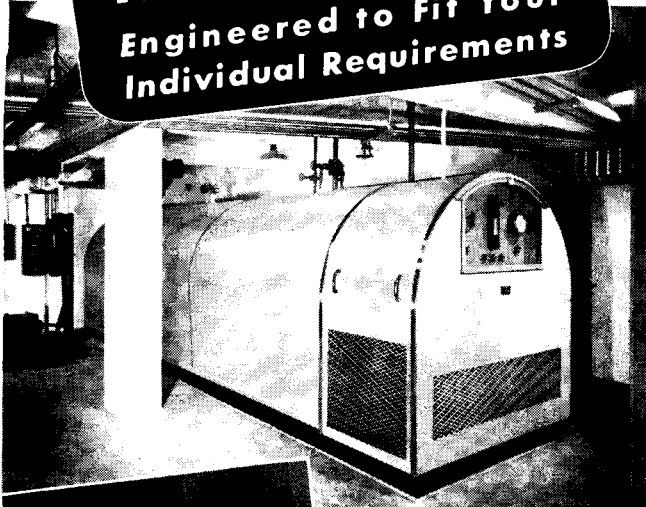
REG. U. S. PAT. OFF.

BETTER THINGS FOR BETTER LIVING  
... THROUGH CHEMISTRY



# CARDOX FIRE PROTECTION


Engineered to Fit Your  
Individual Requirements




Cardox Fixed Systems



Cardox Transitantank\*  
750 lbs. CO<sub>2</sub>



Cardox Fire Trailer\*  
750 lbs. CO<sub>2</sub> . . . 32 gal. Foam solution



Cardox Airport Fire Truck



Cardox Fire Truck

Cardox engineered applications of low-pressure carbon dioxide give this fast-acting, non-damaging medium new effectiveness in conquering fires, large or small, both indoors and out.

Whether the hazard or combination of hazards calls for 500 pounds or 125 tons of Cardox CO<sub>2</sub>, a single Cardox System . . . with its compactly designed, centrally located Storage Unit—can be engineered to meet the *specialized* or *varied* fire problems involved. Cardox Mobile Units for indoor or outdoor protection put wheels under 750 pounds to 3 or more tons of carbon dioxide for instant use in any part of the property.

Utilized individually or in planned combinations, Cardox Fixed Systems and Mobile Units have given new scope to all the recognized advantages of CO<sub>2</sub> fire protection. Write for Bulletin 1567 and recommendations for Cardox engineered protection for the tough fire hazards that worry you.

\*Now available in many localities

**CARDOX CORPORATION**  
BELL BUILDING • CHICAGO 1, ILLINOIS

District Offices: New York • Philadelphia • Pittsburgh • Cleveland  
Detroit • St. Louis • Los Angeles • San Francisco • San Diego

# CARDOX

CO<sub>2</sub> FIRE EXTINGUISHING SYSTEMS

## EMPLOYMENT OPPORTUNITIES AVAILABLE

**WISCONSIN FIRM** of Architects have opening for several experienced draftsmen. Work consists of schools, churches, mercantile and industrial buildings, Golfing, and in close to good fishing. In applying give experience and salary expected. Box 238, ARCHITECTURAL RECORD, 119 W. 40th St., New York 18.

**CHIEF DRAFTSMAN** wanted to handle drafting room. Must be experienced in all phases of architecture, such as hospitals and commercial buildings. Submit references, salary expected and samples of work to Michael J. DeAngelis, 1403 Temple Bldg., Rochester 4, New York.

**THERE ARE** many exceptional opportunities for graduate architectural and architectural design draftsmen in Philadelphia, Harrisburg nearby Southern States that will pay anywhere from ninety to one hundred and thirty-five dollars per week, and we have a large number of definite leads. Write Executive Employment Service, Technical Department, 37 South 13th Street, Philadelphia 7. Phone Locust 7-2828.

**ARCHITECTURAL DRAFTSMAN** — A-1 experienced, capable of developing working drawings. Permanent position in a beautiful city for the right man. Inform fully as to education, experience, age, salary requirement and all other pertinent data. Send samples of work — Law, Law, Potter & Nystrom, 121 S. Pinckney St., Madison, Wis.

**WANTED** Architectural Draftsman & Designer with at least ten years rounded experience, capable of handling projects from sketches right on through completion. Should expect to be able to take complete charge of small office as soon as fitness is proven, with partnership arrangement if desired. Location, large New England City. Box 240, ARCHITECTURAL RECORD, 119 W. 40th St., New York 18.

**LITURGICAL ARTS:** v. 12, no. 2; v. 13, no. 1, no. 2 (2 copies); v. 14, no. 1 (2 copies), no. 2 (2 copies). Address: Diocesan Department of Education Library, P. O. Box 186, 131 S. Madison Street, Green Bay, Wisconsin.

## Contemporary Shops in the United States

By EMRICH NICHOLSON

"Contemporary Shops in the United States" is a treasury of beautiful yet practical samples of store fronts and interiors, selected from among America's most progressive stores.

Including the supplement of 24 pages, over 400 illustrations, plans, etc., showing 113 shops, large and small, handling many lines of merchandise, located from coast to coast, designed by 70 leading designers and architects. 216 pages. 8½ by 11. \$10.00.

Book Department, ARCHITECTURAL RECORD  
119 West 40th Street, New York 18, N. Y.

Please send one copy of CONTEMPORARY SHOPS IN THE UNITED STATES at \$10 per copy.

Money order or check for \$ enclosed  
(For N. Y. City Delivery add 2% Sales Tax — \$10.20 in all)

Name.....


Address.....

City.....Zone.....State.....

A. R. 6 47








**gain time!  
reduce costs!  
insure quality!**

If it is built of steel, International is your best source of supply. For example, the steel requirements for this large Florida can manufacturing building (above) and the small building (below) were both met efficiently and economically from International's large stocks.

**... with INTERNATIONAL STEEL**

Unusual strength, carefully engineered into its products . . . strict adherence to high standards . . . constant development of improved methods . . . alertness to changing trends and demands . . . all have entrenched International Steel Company in the favor of an increasing number of customers wherever steel is used for building.

Whether yours is a problem in industrial, aviation, agricultural or commercial buildings — big jobs or small, prefabricated units or structural parts—it will pay you to investigate International. Write for details.



**INTERNATIONAL STEEL CO.**

1530 EDGAR ST., EVANSVILLE 7, IND.

*Available Now!*

**CHENEY FLASHING**

*3-Way Bond*

16 OZ. COPPER

**CHENEY FLASHING REGLET**

16 OZ. COPPER

CHENEY FLASHING is again being made by the original inventor who pioneered the art of thru-wall flashing eighteen years ago.


No thru-wall flashing can operate successfully unless it has the two very important features that are found in CHENEY FLASHING — proven weep-hole drainage and the three-way bond, vertical as well as longitudinal and lateral.

Remember, the inferior two-way flashings, crimped copper and membranes, have neither the vertical bond nor do they drain moisture from the wall fast enough. Furthermore, their first cost advantage has disappeared because today Cheney Flashing is no longer a specialty—it's a standard commodity.

WRITE FOR DESCRIPTIVE FOLDER Dept. R

**CHENEY INDUSTRIES, Trenton, N. J.**

**GRADUAL CONTROL**



has been an outstanding feature of Powers regulation since 1891. With this type of control, valves or dampers are opened or closed **gradually**, which results in exceedingly close regulation and the maximum of comfort obtainable with automatic control.

● THE POWERS REGULATOR CO., 2752 Greenview Avenue, CHICAGO. Offices in 47 Cities. See your phone book. 49

WRITE FOR BULLETIN NO. 200

**POWERS TEMPERATURE and HUMIDITY CONTROL**

**CASTELL LOCKTITE**

the professional man's refill drawing pencil which embraces these exclusive features

**QUICK**—Just press your thumb on the button release. Eliminates two-hand screwing or turning operation.

**CLEAN**—No need to touch the lead and get graphite particles or dust on your fingers or smudges on your drawing. Hold point to paper, press button, lead can be adjusted upward or downward.

for drawing sketching retouching

**NON - BREAKAGE**

—an unusually fine precision collet supports the graded lead all the way around and prevents it from breaking or snapping off under greater than normal pressure during the pointing or sanding process or when in actual use. Holds all standard makes of refill graded drawing and retouching leads. We recommend WINNER Techno-Tone 1930.

only \$1

at your Art Supply House.


Drawing Material Dealer, Blue Printer, Stationer or Photographic Supply Shop.



# WORTHINGTON

## *Air Conditioning and Refrigeration Report*

Worthington Pump & Machinery Corporation, Harrison, New Jersey



### WORTHINGTON OFFERS NEW, IMPROVED CENTRIFUGAL REFRIGERATION SYSTEMS

Recently improved designs now enable Worthington to offer Centrifugal Systems for use with most refrigerants, including the lighter hydrocarbons, and for any air conditioning or cooling process — chilling water, brine, chemicals, lubricating oils, etc. — at temperatures to meet any requirement. Now designed for temperatures as low as  $-160^{\circ}\text{F}$ .

In the 450-TR Centrifugal Refrigeration Unit illustrated, for example, every one of the essential elements — 3-stage compressor, water cooled condenser, specially designed horizontal evaporator and powerful

steam turbine — is Worthington designed and made.

This means perfect coordination, with the added advantage that the Worthington user can place full responsibility for his system's operation on a single manufacturer.


Other compact, space-saving units are available in capacities of 150 to 2600 tons, each engineered by Worthington to give you many years of trouble-free, low-cost refrigeration.

*Worthington Pump and Machinery Corporation, Harrison, N.J. Specialists in air conditioning and refrigeration for more than 50 years.*



### Famous N. Y. Hotel Selects Worthington Air Conditioning

Famed for its luxurious appointments, New York's huge Commodore Hotel counts on Worthington centrifugal refrigeration equipment for a year-round supply of clean, invigorating air. Today's comfort-wise guests have learned to expect such up-to-date air conditioning as an essential feature of every modern hostelry.



### Air Conditioning in Smaller "Packages"

Worthington's Self-Contained Air Conditioners, Model SYC, are built in 3 and 5 ton refrigeration capacities. These amazingly efficient "packaged" units are ideal for promoting better health and better business in every type of smaller business and industrial organization.

### The Advantages of Worthington "Integration"

Worthington, making so many of the "inner vitals" — compressors, condensers, pumps, turbines, valves, fittings, etc. — of its air conditioning and refrigeration equipment, is able to combine these units into a completely "integrated" system that will assure you long, efficient, economical service . . . another reason why *there's more worth in Worthington*. See your nearby Worthington distributor for details.


**WORTHINGTON**



*Air  
Conditioning  
and  
Refrigeration*

A7-5





•  
**FOR  
 MAXIMUM  
 EFFICIENCY  
 IN  
 STATIONARY  
 VENTILATORS**  
**Specify**

## BURT Free-Flow GRAVITY

Burt's "K-Frame" construction gives even greater strength, longer service life and easier erection to this new improved Free-Flow Gravity Ventilator. Its design is simplified to eliminate service and maintenance problems and to provide an unobstructed air passage. See Sweet's or write for data and catalog sheets on the Free-Flow and other Burt Ventilators.


**THE BURT MFG. CO.**

ROOF VENTILATORS • OIL FILTERS  
 EXHAUST HEADS

48 East South St., Akron 11, Ohio

SEND  
 FOR CATALOGS

Burt Engineers  
 are glad to  
 help on plans



## COFFER or TROFFER

*Engineered by Century*

Spaced in individual 48" sections or run in continuous bands, this versatile, 4-foot two lamp 40 watt fluorescent unit has superior lighting qualities. Used in Bigelow-Sanford Showroom, New York

**HIGH EFFICIENCY** and uniform light distribution from specular Alzak reflectors.

**LOW SURFACE BRIGHTNESS** without glare through louvre spacing and reflector design.

**EASY MAINTENANCE ACCESS** provided by open construction and hinged louvre frame.

Specify and Order by Catalogue Number: F248AF


CENTURY lighting equipment is ENGINEERED lighting equipment

**CENTURY LIGHTING, INC.**

419 West 55th Street  
 New York 19

626 No. Robertson Blvd.  
 Los Angeles 46

## Protect Your Construction from Mold, Decay, Termites Warping and Shrinking



Guards against decay, mold, termites—even warping and shrinking! Clean oil preservative and water repellant. Treated wood is odorless and paintable.



For decay resistance and termite prevention. There is a Timbertox for every purpose. 9 standard Pentachlorophenol oil preservatives.



For dimensional control of interior woodwork—millwork, paneling, trim, etc. Resists warping, swelling, shrinking, checking and grain raising. Improves paintability.

Write for new bulletin: Protection of Wood by Chemical Treatment

**WOOD TREATING**

5137 Southwest Ave.  
 St. Louis 10, Mo.


*Chemicals Co.*

a complete line of

## METAL and PLASTIC TRIMS

When you specify S&W Mira-Trim you can select exactly the shape, material and finish you want for exactly the accent desired. Miraplas—colorful plastic, Mirachrom—bright aluminum, Miralite—non-rub soft finish, Miravel—velvet finish, Mirasteel—gleaming stainless steel. Use Mira-Trim for modern beauty. Quickly available through local distributors everywhere.

S & W catalogs should be in your file. Sent on request.



**S & W  
 MOULDING CO.**

DEPT. E — COLUMBUS 6, OHIO

• The House of Mira-Trim •

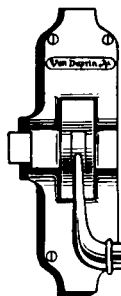
IN CANADA—CANADIAN MOULDINGS LTD.,  
 CHATHAM, ONTARIO



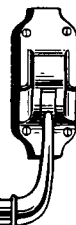
# —AND STILL TH' CHAMP!

In schools, theaters, hotels and entertainment spots, fire continues to take its toll. In spite of all our attention to every means for making buildings safe, fire beats us far too often. It is still the champion, still the great destroyer.

In our fight to prevent the sacrifice of life to fire, one of our most effective—and simplest—weapons is the drop-forged Von Duprin Self-releasing Fire and Panic Exit Device. It lets people out of buildings. It is strong, fast, sure. It takes in its stride the tremendous strains imposed by the rush of panic-stricken people. Once they reach the exit doors, the Von Duprin assures safety.



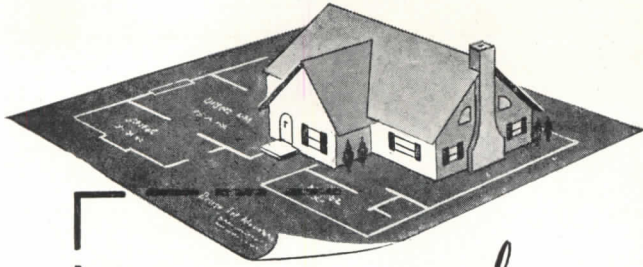
## Von Duprin



**DIVISION**

**VONNEGUT HARDWARE CO., INDIANAPOLIS 9, INDIANA**





*"No Stain Equal  
TO YOURS IN COLOR  
AND PERMANENCY"*

This is what two architects say about Cabot's Creosote Stains.

"I expect to complete plans for seven dwellings shortly and specify your stain, as I believe there is no stain equal to yours in color and permanency."—\*

"The stain which we had on the house originally seemed to preserve the shingles so well that the wood far outlasted the nails."—\*


\* Names on request.

**Write Today** for free sample, color card, and complete information. Cabot's Stains cost  $\frac{1}{2}$  as much as good paint... won't peel or blister, even on green lumber... give long lasting beauty and protection.  
Samuel Cabot, Inc., 1293 Oliver Bldg., Boston 9, Mass.

**CABOT'S**

*Creosote  
Stains*

**COMPLETE MANUAL  
ON  
OKOLITE-OKOPRENE  
SELF-SUPPORTING  
CABLE**



Here is a reference book for which many electrical engineers in industrials and utilities alike have long been waiting—a comprehensive treatment of Self-Supporting Aerial Cable, a cable assembly that can be installed in a single operation. It describes the advantages of Okolite-Okoprene Self-Supporting Cables for overhead lines, industrial services, circuits between buildings and for indoor use supported from beams or trusses where open wiring is permissible.


Here is what it gives you... complete engineering information... sag and tension data... current carrying capacities... ice and wind loadings... page after page of photographs and diagrams illustrating methods of installation, tapping, splicing.

For your copy of this 52-page manual, write on your business letterhead to The Okonite Company, Passaic, New Jersey.

**OKONITE**



**insulated wires and cables**



**FOR STRENGTH-LIGHT-VENTILATION  
specify HENDRICK MITCO Open Steel Flooring**

90% open area assures maximum light and ventilation. Square-edge, uniformly spaced metal bars provide non-slipping, level walking surface. Pressure-formed integral construction obviates weaknesses of bolts, rivets and angle irons — eliminates dirt-catching and light-obstructing projections.


Heavy loads are supported without lateral deflection of flooring, because every Mitco panel is a strong, integral unit. Write for full information.



Perforated Metals  
Perforated Metal Screens  
Architectural Grilles  
Mitco Open Steel Flooring,  
"Shur-Site" Treads and  
Armorgrids

**HENDRICK**  
*Manufacturing Company*

38 DUNDAFF STREET, CARBONDALE, PA.  
Sales Offices in Principal Cities



**IMMEDIATE DELIVERY  
AMERICAN BOWSTRING WOOD TRUSSES  
REDUCE BUILDING COSTS**



Send for Architects  
Data Sheet Free

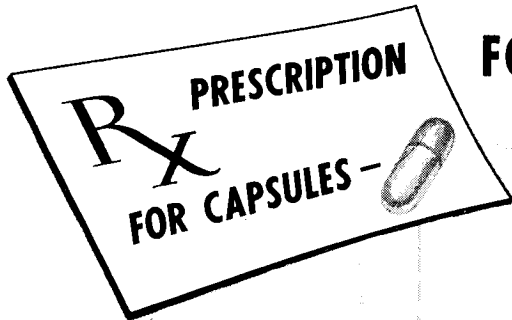
Your builders won't have to look for scarce labor... or hard-to-get materials. For American has the skilled truss men... finest materials... and the production capacity to deliver immediately or on the date you specify.

25th Anniversary  1922-1947


**AMERICAN ROOF TRUSS CO.**

Phone PLaza 1772  
6844 STONY ISLAND AVE.  
CHICAGO, 49

Phone ADams 1-4379  
292 W. SANTA BARBARA AVE.  
LOS ANGELES, 37




# FOUR ENTERPRISE OIL BURNERS



*In Detroit...*

Gelatin Products Co., manufacturers of medicine capsules, installed two — then two more — Heavy Duty Enterprise Burners.



## ... ENTERPRISE Burners

- 1 PROCESS STEAM
- 2 PROVIDE HEAT
- 3 AIR CONDITION

Installed by Enterprise Heat & Power Co. of Detroit, these four combination oil and gas burners operate 24 hours a day, every day of the month, giving outstanding performance in their three-way duty.

## ENTERPRISE *Oil Burners*

COMBUSTION EQUIPMENT DIVISION OF  
ENTERPRISE ENGINE & FOUNDRY CO.  
SAN FRANCISCO 10, CALIF.

DISTRIBUTORS IN PRINCIPAL CITIES

Here are the requirements: Produce 20,000 pounds of steam per hour, 24 hours a day every day of the month; provide adequate, controlled heating and air conditioning for 155,000 square feet of office and plant floor space. To meet these demands, Gelatin Products Co. has four Heavy-Duty Enterprise combination oil and gas burners on the job, and has this to say for their years of dependable service: "Our Enterprise combination burners are highly efficient, reliable and economical. Should our requirements ever call for additional oil burners, they would be Enterprise."

Enterprise Burners are furnished in Manual, Semi-Automatic and Fully-Automatic Models in combination with modulating fire control or special combinations to meet your specific requirements. *Write today for your copy of the new illustrated Enterprise Oil Burner Catalog No. 47.*

DIESEL ENGINES • PROCESS MACHINERY • OIL BURNERS • HEAVY MACHINERY



*Don't Settle for Less . . .*

Cunningham Glasswashers provide sterile drinking glasses, free from lipstick, milk, grease and other stains. They eliminate toweling, reduce labor and breakage to a minimum.

Large capacity and fast output speed delivery of sparkling, sanitary glasses.

*Don't Settle for Less . . .*


specify Cunningham Glasswashers for your institutional kitchens.

**THE CUNNINGHAM CO.**

221 E. CULLERTON ST., CHICAGO 16, ILL.

*Hospital Nursery Bottle Washers and Sterilizers*

**SO WE MADE 3 GYMS  
in ONE!**



**HORN FOLDING  
PARTITIONS  
HORN FOLDING  
BLEACHERS**

FOR COMPLETE INFORMATION WRITE

**HORN BROTHERS CO.**

FORT DODGE, IOWA

ESTABLISHED 1909

**STOP** *that* **WATER**  
*with* **FORMULA # 640**

**A Clear Liquid Waterproofing  
for Old or New Construction**

**PENETRATES** deeply—one inch or more—is not a surface treatment. Brush, spray, or float on stone, cast stone, concrete, mortar, stucco, tile, brick, plaster, wood, wall board—any absorbent material.

**WATERPROOFS**, preserves, prevents dusting of floors, surface dirt washes away in rain.

**FORMULA No. 640** is a balanced formula of seven different waxes and resins in a hydrocarbon solvent.

**ACID-ALKALI proof** — does not oxidize, unchanged by temperature.

**PERFORMANCE** — It is our opinion it will last as long as the concrete, mortar, stucco, etc., lasts.

**OIL PAINT** saponifies on cement unless sealed first with Formula No. 640.

**APPLY** to either side: **The pressure side, or opposite side** — it is equally effective.

**HYDROSTATIC PRESSURE** — A 20 foot head has been held by Formula No. 640.

**CUTS WATERPROOFING COSTS**  
because it applies three times as fast as paint, requires no special technique. No preparation — comes ready to apply. Eliminates necessity of furring. Concrete floors and walls need no membraning.

**KEEPS IN ALL CLIMATES** • **HARMLESS TO USE**  
**GOOD COVERAGE** • **MODERATE PRICE**

WRITE OUR ENGINEERING DEPARTMENT for office test kit, technical data, or regarding any special problem.  
J. Wilbur Haynes, Engineer


**OTHER PRODUCTS:** Formula No. 640 Toxic, combines waterproofing with termite and fungus protection; cement hardener; cement paint; floor mastic; roof coatings, etc.

**HAYNES PRODUCTS CO.**

4007 FARNAM STREET • OMAHA 3, NEBRASKA



**KIMBERLY  
CARBO-WELD  
DRAWING PENCILS**




**22 DEGREES**

**GENERAL PENCIL COMPANY**

67-73 FLEET STREET, JERSEY CITY 6, N. J.

Assembly-line building operations effect cost savings that enable the Byrne Organization to produce, in today's market, this three-bedroom, steel-framed house for under \$7,000 — at Harundale, Maryland.



... by utilizing the versatility of

# Milcor Steel Building Products

By applying repetitive operations to line-production methods in the field, The Byrne Organization, Washington, D.C., builds really substantial housing for veterans — at low cost.

At present, the Byrne method is being applied to some 4,500 steel-framed homes — all embodying details of quality, materials, and workmanship hitherto unavailable to home owners of moderate means. The speed of erection is amazing. The structures are lighter,

stronger, less costly — and far safer against fire hazards.

Perhaps the use of Milcor Steel Building Products at the Harundale housing project — a Byrne-planned community five miles south of Baltimore, Maryland — may suggest ways to similarly improve the efficiency of erection for the homes you design and build:

Here, *Milcor Steel Studs*, used as framing, are assembled in the shops

and welded together on the site. They are used also in hollow partitions between rooms.

*Milcor Metal Lath* provides continuous steel reinforcement for the three-coated plaster interior walls and the stucco exterior walls.

*Milcor Metal Base*, used as interior trim, simplifies finishing; is permanent, sanitary, economical to maintain.

*Milcor Louver Ventilators* provide air circulation that relieves summer heat and retards moisture condensation in winter.

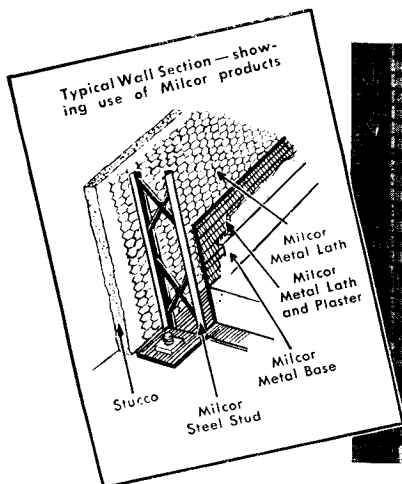
Consult the Milcor Manual in Sweet's, for data that helps you apply these and other Milcor Steel Building Products to your particular problems.

*Left:* Tying Milcor Metal Lath to Milcor Steel Stud — in a Harundale home. Note the use of Milcor Corner Bead, to protect the straight-edge beauty of plaster corners.

## MILCOR

MILCOR STEEL COMPANY  
Inland Steel Products  
MILWAUKEE 4, WISCONSIN

Baltimore 24, Md. Chicago 9, Ill. Buffalo 11, N. Y.  
Cincinnati 25, Ohio Cleveland 14, Ohio  
Detroit 2, Mich.  
Kansas City 8, Mo. Los Angeles 23, Calif.  
Rochester 9, N. Y.





# CREO-DIPT *Shingle Stains*

Mean **MORE PROFITABLE  
BUSINESS FOR YOU!**

Through home and housekeeping advertising . . . through trade journal publicity . . . through direct mail and consumer literature . . . Creo-Dipt has been creating a greater public appreciation of the beauty, durability, and true economy of Creo-Dipt stains . . .

In your association with Creo-Dipt, you become a partner in the goodwill of the company, the quality reputation earned by its products since 1909 — ever since Creo-Dipt created the first pre-stained shingle.

Creo-Dipt invites your inquiry.

**"Plus" Values ONLY CREO-DIPT GIVES YOU**


- + A World of Color
- + The New Beauty of "CREO-DIPT'S Outside Look"
- + The Long Life of CREO-DIPT'S Preserving-Oil Stains
- + Promotional and Merchandising Service
- + National Trade Paper and Consumer Advertising
- + Unprecedented Public Acceptance and Demand
- + The "Know How and Show How" of America's First Stained Shingle Manufacturer.

## CREO-DIPT CO., INC.

FOUNDED 1909

NORTH TONAWANDA, N. Y., U.S.A.

CREO-DIPT OF CANADA, LTD., VANCOUVER, B. C.




**NEW!**

# OZALID STREAMLINER

- Reproduces architectural drawings in 25 seconds—also anything typed or printed on translucent paper.

- Moderately priced—designed for architects who want these extra values at no extra cost.



**Efficiency.** You get positive (not negative) prints direct from your tracings, which can be up to 42" wide, any length.

**Economy.** 8½ x 11-inch reproductions cost only one cent. Ozalid Streamliner soon pays for itself in day-to-day savings.

**Versatility.** Make 16 different types of Ozalid prints—each in the same manner, in seconds.

**Simplicity.** *Anyone* can feed originals and Ozalid sensitized material into Streamliner.

**Compactness.** Only 11 square feet of floor space is required.

Write today for *free* booklet No. 255 containing 16 types of Ozalid prints.

## OZALID

Division of  
General Aniline and Film Corp.  
Johnson City, New York

Ozalid in Canada  
Hughes Owens Co., Ltd., Montreal

*Your church may have a genuine  
Cathedral Chime for as little as \$518.00*



IT'S TRUE! . . . The installation of a Maas Cathedral Chime for use with any organ is no impractical dream. The accumulated know-how of long experience has made it possible for the Maas Company to offer you these Chimes, reasonably priced, without sacrifice of quality.

Indeed, the quality of Maas Chimes has been improved steadily and consistently until today there is no finer system available. . . . The perfectly tuned, pure-toned Maas Cathedral Chimes will add immeasurably to your worship services. . . .

Also available—for less than a thousand dollars—are the Maas Amplified Tower Carillons that enable you to flood the community with the inspiration of sacred music. These are actually "dual-purpose" chimes, that combine the inside organ cathedral chimes and the outside carillon.

Maas dealers everywhere are eager to show you how the Maas Chimes can be installed to best advantage and most economically in your church. . . . Let us send you descriptive information and the name of our dealer in your vicinity. (Specify type of organ you have)

## MAAS ORGAN COMPANY

Room 21, 3015 Casitas Avenue Los Angeles 26, Calif.


# BACK AGAIN!

Pure Copper Home Protection  
at 1/5 the Normal Cost

SAVE TIME . . .  
SAVE MONEY

Here's the modern  
low cost way to  
put lasting pure  
copper protection  
into all types of  
buildings.


COPPER ARMORED  
SISALKRAFT



**YES,** it's here again — the same fine Copper Armored Sisalkraft you specified before the war! Ideal for all concealed flashing and membrane waterproofing—will not kink, break or tear, gives all homes and commercial buildings enduring copper protection. Available now in copper weights of one, two and three oz. in rolls up to 60" wide. Write for your free folder and sample.

**The SISALKRAFT Co.**

205 W. WACKER DRIVE Dept. AR CHICAGO 6, ILLINOIS



## IN THE HOUSE OF WEATHER MAGIC . . . ONE OUT OF FIVE IS AN ENGINEER

*One out of every five of the people in the main office of the Trane Company is an engineer. Considering the number of people required for the duties of accounting, order handling, and the like, the figure is significant. Small wonder that Trane has been called an organization of manufacturing engineers.*

Engineering governs every phase of Trane activity . . . from the design, testing, and manufacture of Trane products to cooperation with architects, engineers, and contractors by Trane field engineers. Thus is the phrase Engineered Air Conditioning given meaning in the fullest sense.

Trane heating systems and air conditioning systems are designed by the architect, engineer, or contractor, drawing on the *complete* line of Trane products. Trane field offices in 85 principal cities offer these men their entire cooperation.

\* \* \*

*The Convactor-radiator—modern successor to the old-fashioned cast iron radiator—has been engineered by Trane for universal application to steam and hot water heating systems, and is being produced in quantity so you can soon secure it from local distributors' stocks.*

# TRANE

Manufacturing Engineers of Equipment for  
HEATING AND AIR CONDITIONING

THE TRANE COMPANY, LA CROSSE, WISCONSIN • Also TRANE COMPANY OF CANADA, LTD., TORONTO, ONTARIO






# Architecture

## An Art for All Men

By **TALBOT HAMLIN**

Professor of Architecture, Columbia University



"A new book by Talbot Hamlin always is good news, particularly when it is, as is this, concerned with architectural interpretation . . . As usual, Mr. Hamlin has written in lively and interesting fashion."—*Architectural Record*.

Illustrated with 54 photographs and 29 figures


At all bookstores • \$3.50

**COLUMBIA UNIVERSITY PRESS**  
Morningside Heights, New York 27

*First in line  
at thirst time*

There's extra satisfaction — for you and your clients both — in the design and performance of OASIS Electric Water Coolers. You'll like their space-saving compactness . . . the modern beauty of their stainless steel tops . . . their handsome, corner-louvered cabinets. Your clients will like their smooth-working dial-type bubbler controls . . . the comfort of the fully recessed bases . . . the economy of their long, low-maintenance efficiency. Sizes for all needs, in either pipe-connected or bottle types. Every OASIS detail reflects EBCO's 20 years of water-cooler leadership.

Write for details



The **EBCO** MANUFACTURING CO.  
401 W. Town St., Columbus 8, O.

# INSULATION QUOTIENT



**QUESTION:** Is Ferro-Therm steel insulation a definite fire stop?

**ANSWER:** Yes. The special coating of Ferro-Therm alone will stand 300°–400° F. while its sheet steel basis will withstand heat in excess of 1000° F.

AMERICAN FLANGE & MANUFACTURING CO., INC.  
30 Rockefeller Plaza, New York 20, N.Y.  
Ferro-Therm Division, Dept. AR

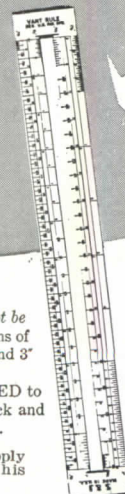
Please send me, without obligation, complete information on Ferro-Therm Steel Insulation.

NAME .....  
FIRM .....  
STREET .....  
CITY..... ZONE..... STATE.....

**Ferro-Therm**  
STEEL INSULATION

AMERICAN FLANGE & MANUFACTURING CO., INC. • 30 Rockefeller Plaza, New York 20, N. Y.

*Scales on Inside*  
WITH A TRANSPARENT PLASTIC  
STEWART-JACKSON VANT RULE



Here is a scale that need not be turned over to find calibrations of  $\frac{1}{8}$ ",  $\frac{1}{4}$ ",  $\frac{3}{8}$ ",  $\frac{1}{2}$ ",  $\frac{3}{4}$ ", 1", 1 $\frac{1}{2}$ ", and 3" per foot. Lines and numerals are in RED to facilitate reading against black and white drawings or blue prints.

If your dealer cannot supply you, order direct giving us his name.

815-D Yale Ave., Los Angeles 12, Calif.

Overall length of the crystal clear Vant Rule is 13 $\frac{1}{2}$ " with scales reading to 12". All edges beveled.  
12" Vant Rule with case—\$2.00  
6" Vant Rule with case—\$1.65

**Stewart-Jackson** INSTRUMENT CO.


Makers of the S & J Quadrangle and the 6-Foot Flex-A-Beam Compass

Available

Again

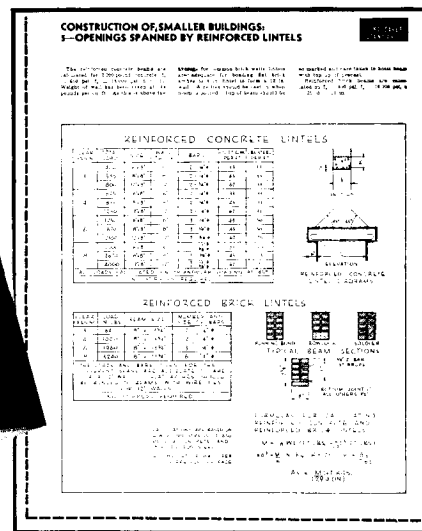
# TIME-SAVER STANDARDS

Architectural Record's  
ten-year collection . . .  
all in one volume



## Second Printing

277 Time-Saver Standards —  
656 Pages; 12-Page Master Index; Size 8½ x 11.  
More than 1,000 illustrations, charts, diagrams



IN RESPONSE to insistent demand for more copies, here, reprinted again in one volume of encyclopedic size, are virtually all the Time-Saver Standards ever published — 277 of them — exactly as they appeared originally in *Architectural Record* and *American Architect* during the past ten years — with one 12-page master index!

Just off the press, for immediate delivery to you, is this work of 656 pages, with a mailing weight of 4½ lbs., containing a complete collection of these now famous authoritative monographs on technical aspects of construction dealing with

- Architectural Design
- Materials Technology
- Engineering Data
- Building Practice

Designed for the practical guidance and every-day use of architects, engineers, specification writers and building technicians, TIME-SAVER STANDARDS will bring you a wealth of detailed information on design and building practice . . . carefully selected from the works of the nation's leading building designers and engineers.

### Well-Organized 12-page Index

This wealth of data is carefully organized and painstakingly presented. It is so thoroughly indexed that there are 1,856 references and cross-references . . . occupying *twelve pages* of closely set print.

Experience shows that a single item in TIME-SAVER STANDARDS can well save hundreds of dollars in economy construction . . . save many hours of *your* valuable time. Yet you can now place this concise and well-organized planning data at your command for the nominal sum of \$12.00 — provided you act now.

### Order Your Copy Now

The first printing of TIME-SAVER STANDARDS last November was sold out almost before publication. Now an unanticipated flood of orders — for extra copies and multiple copies — on top of new orders indicates the second printing will soon be snapped up.

So get your copy now. Don't get caught on a long waiting list. Simply fill out the coupon at right, attach your check or money order for \$12.00, and mail today. Your copy will be rushed to you without delay.

These telescopic outlines of only a very few of the 277 Standards give a quick idea of the detailed treatment accorded each subject.

**Dry-wall Construction.** Materials applicable: Fiber board, Fiber insulation board, Planks and tileboards, Hardboard, Gypsum wallboard, Plywood, Cement asbestos, Plastics, Composite and self-supporting walls and partitions. . . Advantages, Handicaps, Costs, Terminology, Classifications and sizes, Framing and furring, Joints, Nailing and cementing, Flexible fasteners, Finishing, Simplified practices, Uses, Applications, References.

**Heating—Unit Heaters.** Typical Heat sources, Boiler capacity, Characteristics, Location, Selection data, Capacities, Controls, Fresh Air connections, Pipe connections, Louvres, Grilles, Deflectors.

**Basement Waterproofing.** Impermeability of concrete cracks and joints in masonry, Hydrostatic pressure, Recommended concrete mixtures, Effect of curing time on permeability, Integral and membrane methods, Plastic and iron coating, Cement-base coatings.

**Folding Partitions.** Center hung doors, Pair-operated doors, Pockets, Passage through closed partitions, Door construction and soundproofing, Rolling partitions, Folding fabric partition.

**Lighting.** Recommended levels of illumination, Fixtures for filament and mercury lamps, Luminaire spacing, Room index, Coefficients of illumination, Layout suggestions, Conformity with structural design, Computed values of illumination, Lumen output of lamps.

**Noise Reduction Acoustical Materials.** A rule-of-thumb answer to what noise coefficient to use, Special applications, Materials for plastic application, Costs, Appearance, Design, Fire resistance, Light reflection, Heat transmission, Lighting, Pre-cast materials, Effect of paint, Acoustical Units: Wood framing; metal suspension systems.

ARCHITECTURAL RECORD BOOK DEPARTMENT  
119 West 40th Street, New York 18, N. Y.

Enter my order for  copies of  
the second printing of the 656-page TIME-SAVER  
STANDARDS at \$12.00\* a copy. I enclose \$

\*Add 24 cents for New York City delivery — \$12.24 in all.

Name

Address

City  Zone

State



WHAT  
EVERY  
ARCHITECT  
SHOULD  
KNOW

**C FACTORS** of Infra Accordion Type 4.

.048 downward heat flow (equal to 6 $\frac{1}{8}$ " laboratory-dry rockwool in ceiling).

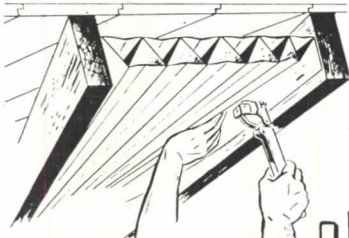
.089 upward heat flow (equal to 3 $\frac{7}{10}$ " laboratory-dry rockwool in ceiling).

.095 lateral heat flow (equal to 3 $\frac{1}{2}$ " laboratory-dry rockwool in walls).

**WEIGHT:** 1 oz. per sq. ft.—A 3 cu. ft. carton, 3 $\frac{1}{2}$ ' x 1 $\frac{1}{2}$ ' x  $\frac{1}{2}$ ' contains 1,000 sq. ft., weighs 60 lbs.—8,000 sq. ft. can be tucked into a passenger car.

**INSTALLATION:** Over 2,000 sq. ft. per man per day. Easy, safe, clean to handle.

... ABOUT INFRA INSULATION!



INFRA insulates against heat, vapor, condensation, fire and mold. Full information, technical data and list of projects, architects, sponsors and builders using Infra available. Write today for the facts!

**INFRA**  
*Insulation*  
INCORPORATED  
10 MURRAY STREET · NEW YORK, N. Y.

Thermal Factors  
Stamped on Every  
Infra Carton

THE  
COLOR  
MYSTERY  
SOLVED



Where, oh where, is the right color? You'll find a quick answer in the Moleta COLOR GUIDE. This handsome COLOR GUIDE gives a selection of 150 beautiful colors to show your clients... each tint displayed on a large page (9" x 15") and shown in true-life, right-on-the-wall effect... every tint from the palest to the darkest. And on the reverse of each sheet is given the exact mixing formula.

Write for your copy of the Moleta COLOR GUIDE—\$5.00, delivered anywhere in the U. S. A.  
MONROE, LEDERER & TAUSSIG, INC.  
606 N. American St. Phila. 23, Pa.

**Moleta**  
**ARCHITECTURAL**


FLAT OIL PAINT  
THE TRULY WASHABLE FLAT PAINT



U. S. MAIL  
CHUTES  
& BOXES

in Bronze, Nickel  
Bronze, Aluminum,  
or Enameled Steel,  
maintain the Cutler  
Tradition of Fine  
Workmanship.

Catalog in Sweets



No. 5029

ESTABLISHED 1883

**Cutler Mail Chute Co**

ROCHESTER 7, N. Y.



**Question:** Why does everyone praise  
**BALTIMORE HOSPITALITY?**

**Answer:** Because, for more than 200 years,  
Baltimoreans have been making a real  
effort to live up to the gracious  
reputation established by  
the Cavaliers.

The Lord Baltimore Hotel,  
Baltimore's largest, always  
has upheld this tradition.  
700 comfortable rooms . . .  
all the facilities and services  
that travelers expect . . .  
and a genuine willingness  
to please each guest . . .  
have made it "Host to  
Most Who Visit Baltimore."

THE  
**Lord Baltimore Hotel**


BALTIMORE AT HANOVER • BALTIMORE 3, MD.

# HAWS

**DESIGNED TO SATISFY THIRST  
AND ENHANCE THE APPEARANCE  
OF ITS SURROUNDINGS**

FOR clear, cold drinking water at your instant command, specify HAWS...the finest in Electric Water Coolers. The stainless steel top and streamlined modern metal cabinet creates a cooler that is smart and distinctive. The coolers are simple to control, silent and sanitary. For businesses, both large and small, they provide fresh, cool drinking water... dependably and economically.

• Write today for full information on HAWS Electric Water Coolers and Sanitary Drinking Fountains.



# HAWS

## ELECTRIC WATER COOLERS

**HAWS DRINKING FAUCET CO.**  
1808 HARMON STREET (Since 1909) BERKELEY 3, CALIFORNIA  
Agents and Sales Representatives in All Principal Cities



The Colored Spots are our Trade Mark, Reg. U.S. Pat. Off.

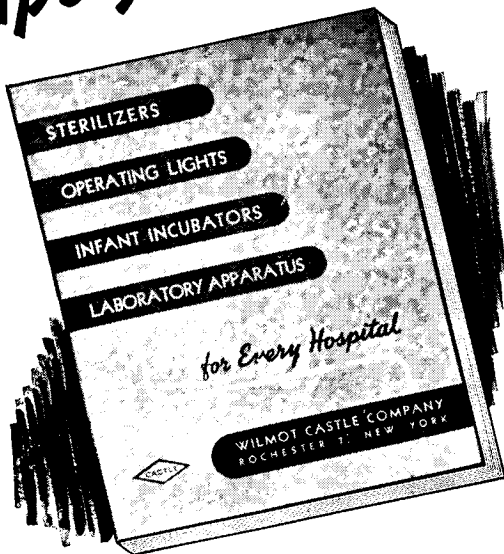
## SPOT SASH CORD

WITH WEIGHTS AND PULLEYS

— the one method of hanging windows that has been proved by generations of actual use to provide perfect and permanent balance.

**SAMSON CORDAGE WORKS • BOSTON 10, MASS.**

This Catalog Helps you specify...



# Castle HOSPITAL STERILIZERS ... SURGICAL LIGHTS!

CASTLE'S complete catalog of hospital sterilizers and surgical lights gives you all the construction and performance data you need to select the most scientifically correct unit for the required service.

For your free copy, fill out and mail the coupon below. No obligation. Wilmot Castle Company, 1258 University Avenue, Rochester 7, N. Y.

WILMOT CASTLE CO.  
1258 University Ave.  
Rochester 7, N. Y.

Please send the complete Castle Catalog for the Architect.

Name.....  
Address.....  
City.....State.....

# Castle

## LIGHTS AND STERILIZERS



# INDEX TO ADVERTISEMENTS

Catalogs of Concerns marked (s)  
are filed in Sweet's File (1947)

s Adam, Frank Electric Company.....	43	General Pencil Company.....	226	Ohio Chemical & Mfg. Company.....	187
s Adams & Westlake Company.....	44	Gerity-Michigan Die Casting Co.....	202	Ohio Hydrate & Supply Co.....	204
s Airtemp Division.....	161	Goodrich, B. F., Chemical Company.....	194	Okonite Company.....	224
Alan Wood Steel Company.....	12	s Grand Rapids Hardware Co.....	208	s Otis Elevator Company.....	192
s Aluminum Company of America.....	181	s Great Lakes Steel Corporation.....	71	s Owens-Illinois Glass Company.....	190
s American Brass Company.....	157	s Hart & Hegeman Division.....	198	s Ozalid Products Division.....	228
s American Flange & Manufacturing Co., Inc.....	230	s Haws Drinking Faucet Co.....	233	s Petroleum Heat & Power Company.....	203
s American Lumber & Treating Company.....	30	Haynes Products Company.....	226	Picker X-Ray Corporation.....	153
s American Radiator & Standard Sanitary Corporation.....	25	Hazard Insulated Wire Works Division.....	224	Pierce Renewable Fuses, Inc.....	170
American Reef Truss Company.....	224	s Hendrick Manufacturing Company.....	224	s Pittsburgh Corning Corporation.....	182
s American Steel & Wire Company.....	45	s Herring-Hall Marvin Safe Co.....	32	s Pittsburgh Plate Glass Company.....	78-79
s American Telephone & Telegraph Co.....	34	s Hillyard Sales Co.....	176	s Pittsburgh Reflector Company.....	197
s Anaconda Copper Mining Co.....	157	s Horn Brothers Co.....	226	s Portland Cement Association.....	195
s Anchor Post Products, Inc.....	170	Huntington Laboratories, Inc.....	158	s Powers Regulator Company.....	220
s Andersen Corporation.....	155	s Imperial Brass Mfg. Co.....	6	Prestile Manufacturing Co.....	216
s Anemostat Corporation of America.....	63	s Independent Lock Co.....	50-51	s Radio Corporation of America.....	19
Architectural Record.....	214	s Indiana Limestone Institute.....	62	s Republic Steel Corporation.....	196
s Armstrong Cork Company.....	15	Infra Insulation Inc.....	232	s Revere Copper & Brass, Inc.....	219
s Arrow-Hart & Hegeman Electric Co.....	198	s Ingersoll Steel Division.....	73	s Reynolds Metals Company.....	57-69
Bakewell Products.....	17	s Insulite Division.....	11	Richmond Radiator Company.....	57
s Barber-Colman Company.....	206	International Nickel Company, Inc.....	184	s Robertson, H. H., Co.....	59
s Bell Telephone System.....	34	s International Steel Co.....	171-220	s Rotary Lift Co.....	8
s Bethlehem Steel Company.....	178-205	s Jamestown Metal Corporation.....	54	s Russell, F. C., Company.....	204
s Bird & Son, Inc.....	174	s Jamison Cold Storage Door Company.....	33	S. & W. Moulding Co.....	222
Bituminous Coal Institute.....	186	s Johns-Manville.....	20-199	s Samson Cordage Works.....	233
s Blank, Frederic, & Co., Inc.....	183	s Jones & Laughlin Steel Corporation.....	211	Schlage Lock Company.....	164
s Blue Ridge Sales Division.....	18	s Josam Manufacturing Co.....	74-75	s Scott Paper Company.....	235
Books.....	176-231	s Kawneer Company.....	40-41	s Seaportcel Porcelain Metals, Inc.....	212
s Berg-Warner Corporation.....	61-73	Kiesling, John W. & Son, Inc.....	213	Serval, Inc.....	150-151
Brasco Manufacturing Co.....	56	s Kimberly-Clark Corp.....	36	s Sisalkraft Co.....	228
s Bryant Heater Company.....	68	s Kinkead Industries, Inc.....	160	s Sloan Valve Company.....	4th Cover
s Bull Dog Electric Products Company.....	23	Koh-I-Noor Pencil Co., Inc.....	216	s Smith, H. B. Co., Inc.....	174
Burnham Boiler Corporation.....	177	Kompolite Building Materials, Inc.....	77	s Speakman Company.....	191
s Burt Mfg. Co.....	222	s Lawson, F. H., Co.....	210	Stewart-Jackson Instrument Co.....	230
Byers, A. M., Co.....	4	s Leader Electric Company.....	37	s Stran Steel Division.....	71
s Cabot, Samuel, Inc.....	224	s Libbey, Owens-Ford Glass Company.....	18-207	s Streamline Pips & Fittings Division.....	60
s Caldwell Manufacturing Co.....	202	Lincoln Electric Company.....	159	Stromberg-Carlson Co.....	156
Camfield Manufacturing Company.....	58	s Lockwood Hardware Mfg. Co.....	50-51	Supro-Lux Manufacturing, Inc.....	216
Cardox Corporation.....	218	Lone Star Cement Corporation.....	1	s Surface Combustion Corporation.....	165
s Coco Steel Products Corporation.....	2-3	Lord Baltimore Hotel.....	232	s Taylor, Halsey W., Co.....	185
s Celotex Corporation.....	145	s Louisville Cement Company, Inc.....	55	Tracy Manufacturing Company.....	163
s Century Lighting, Inc.....	222	Mass Organ Company.....	228	s Trade-Wind Motors, Inc.....	172
Certified Ballast Manufacturers.....	31	s Macomber Incorporated.....	162	s Trane Company.....	229
s Cheney Industries.....	220	s Mahon, R. C., Company.....	39	s Truscon Steel Company.....	196
s Chrysler Corporation.....	161	s MarshWall Products, Inc.....	42	Union Carbide & Carbon Corp.....	52
Columbia University Press.....	230	s Martin-Parry Corporation.....	47	s United States Gypsum Company.....	81
s Coyne & Delany Company.....	215	Masland Duralather Company.....	67	s United States Steel Corporation Subsidiaries.....	45-154
Crane Co.....	64	McQuay, Inc.....	169	s Universal Atlas Cement Company.....	154
s Creo-Dipt Company, Inc.....	228	Melflex Products Co.....	200	s Vermont Marble Company.....	179
Cunningham Co.....	226	s Mesker Brothers.....	76	s Vonnegut Hardware Co.....	223
s Curtis Companies Service Bureau.....	189	s Michaels Art Bronze Company, Inc.....	14	s Wade Manufacturing Co.....	210
s Cutler Mail Chute Co.....	232	s Milcor Steel Company.....	227	Wakefield, F. W., Brass Company.....	173
s Day-Brite Lighting, Inc.....	148	s Minneapolis-Honeywell Regulator Co.....	82	s Webster, Warren & Co.....	172
Detroit Steel Products Company.....	21	s Minnesota & Ontario Paper Company.....	11	s Weis, Henry Mfg. Co., Inc.....	166
Dixons Typhonite Eldorado Pencils.....	22	s Modine Manufacturing Co.....	201	s Werner, R. D., Co., Inc.....	200
s Dresser Industries.....	68	Monroe, Lederer & Taussig, Inc.....	232	s Westinghouse Electric Corporation.....	3rd Cover
Du Pont E. I. de Nemours & Co.....	217	s Moulding, Thos., Floor Mfg. Co.....	208	Wilmot Castle Co.....	233
s Duriron Co., Inc.....	168	s Mueller Brass Co.....	60	Wing, L. J., Mfg. Co.....	152
Ebcro Manufacturing Co.....	230	s National Chemical & Mfg. Co.....	70	s Wood Conversion Company.....	167
Electric Storage Battery Company.....	180	National Electric Products Corporation.....	13	s Wood Treating Chemicals Co.....	222
Electro Metallurgical Company.....	52	s National Gypsum Company.....	72	Woodwork Corporation of America.....	24
s Ellison Bronze Co., Inc.....	198	National Lead Company.....	35	s Worthington Pump & Machinery Corporation.....	221
Employment Opportunities.....	218	s National Radiator Company.....	48-49	Wurlitzer, Rudolph, Co.....	38
s Enterprise Engine & Foundry Co.....	225	Norfolk & Western Railway.....	53	s York Corporation.....	66
Faber, A. W., Inc.....	220	Norge Division.....	61	s Young Radiator Co.....	209
Faber, Eberhard.....	16	s Norton Company.....	212		
s Facing Tile Institute.....	46				
Federal Electric Company, Inc.....	175				
s Fitzgibbons Boiler Company, Inc.....	146				
Flintkote Company.....	2nd Cover				
s Flynn, Michael Manufacturing Co.....	193				
Formica Insulation Co.....	65				
s General Aniline & Film Corp.....	228				
General Controls.....	27				
s General Electric — Air Conditioning.....	188				
s General Electric — Lamps.....	9				
s General Electric Co. — Wiring.....	29				
General Electric X-Ray Corporation.....	80				

NEW YORK — H. Judd Payne, General Manager; Robert F. Marshall, Business Manager; Tom Tredwell, Advertising Mgr.; Benton B. Orwig, Creative Service Manager, 119 West 40th Street; BOSTON — Harry M. Horn, Jr., 855 Park Square Bldg.; CHICAGO — Jack Casey, C. B. Riemersma, 700 Merchandise Mart; CLEVELAND — John C. Jackson, 321 Hanna Bldg.; LOS ANGELES — Bob Wettstein, Room 816, 816 West 5th St.; PHILADELPHIA — Tom Tredwell, 1321 Arch St.; SAN FRANCISCO — Bob Wettstein, 1085 Monadnock Bldg., 681 Market St.