


# 20 Years

## HOLDING UP A MOUNTAIN 'INCOR' CONCRETE GOOD AS NEW



**Rio Grande**  
THE DENVER AND RIO GRANDE WESTERN RAILROAD CO.

DENVER 1, COLORADO

A. E. PERLMAN  
CHIEF ENGINEER

June 28, 1947

Dear Mr Hummel

I have on my desk an inspection report on the concrete sections in the Moffat Tunnel from Mr Glen Turner, our Division Engineer on the Moffat Division Mr Turner reports as follows

"Made a complete inspection of the Incor cement sections of the Moffat Tunnel and find these sections, which were placed in the Tunnel twenty years ago, to be in excellent condition. Despite the tremendous pressures to which these sections are subject, there is absolutely no evidence of structural failure or disintegration. The concrete appeared very hard and rang true when struck with a pick"


I know you will be happy to have this information, and I can assure you we are very well pleased with the performance of your Incor cement in the Moffat Tunnel.

Very truly yours,

*A. E. Perlman*

Mr R A Hummel, President  
Lone Star Cement Corporation  
342 Madison Avenue  
New York, N Y

Letter, above, tells of outstanding 'Incor' performance in Moffat Tunnel. Right, Glen Turner, Division Engineer, Denver & Rio Grande, examining 20-year-old 'Incor' concrete—holding up a mountain, blocking off ground waters—a generation of service and not a dollar for maintenance.



### A NEW ERA IN CONCRETE BEGAN

TWENTY years ago, the Moffat Tunnel was being driven six miles through the Rockies. Masses of soft rock and earth, sagging under the Mountain's weight—pressures up to 10 tons per sq. ft.—had to be held in check. Ordinary concrete hardened too slowly . . . concrete that gained strength, *fast and sure*, was needed and needed badly.

Years before, anticipating the needs of construction progress, Lone Star Cement technicians began re-arranging the chemical structure of Portland cement. And so it was that 'Incor', America's FIRST high early strength Portland cement, was available—and on time. 'Incor' concrete withstood the almost fabulous pressures . . . held up the mountain . . . has been holding it up ever since . . . not a dollar for maintenance.

Just how well has 'Incor' performed through the years? A 20-year Condition Survey has just been completed. Chief Engineer Perlman's letter—"despite the tremendous pressures, there is absolutely no evidence of structural failure"—keynotes a report of *outstanding 'Incor' performance across the entire range of construction.*

A new era in concrete began 20 years ago at Moffat Tunnel. Dependable 'Incor'\* high early strength that held up a mountain then, holds down construction costs now. Today, more than ever, this is the 'INCOR' ERA.

\*Reg. U.S. Pat. Off.

## LONE STAR CEMENT CORPORATION

Offices: ALBANY • BETHLEHEM, PA. • BIRMINGHAM • BOSTON • CHICAGO • DALLAS  
HOUSTON • INDIANAPOLIS • JACKSON, MISS. • KANSAS CITY, MO. • NEW ORLEANS  
NEW YORK • NORFOLK • PHILADELPHIA • ST. LOUIS • WASHINGTON, D. C.


LONE STAR CEMENT, WITH ITS SUBSIDIARIES, IS ONE OF THE WORLD'S LARGEST CEMENT PRODUCERS: 15 MODERN MILLS, 25,500,000 BARRELS ANNUAL CAPACITY

# Picture Windows... of Steel...



*In construction products* **CECO ENGINEERING**

# that *Breathe* and are Beautiful too . . .



When picture windows are discussed you often hear the remark—"They're beautiful but have limited functional use." In the past, picture windows have been beautiful but that's about all. Other than letting in light and keeping out the elements they had no utility. Now Ceco offers picture windows of steel that are not only beautiful but have full utility, too. This comes from controlled ventilation. Yes, picture windows of steel that breathe. That capture and control every stray breeze. That turn any amount of fragrant fresh air into the home.

And best of all, these picture windows are made from easy-to-install *standard* Ceco casements. Annoying delays are eliminated—no waiting for special frame work. These are *stock* windows. They are easy to operate and always fit—no sticking, warping, or swelling. No fitting, planing or weather-stripping. Cost? Lowest of all installed. Yes, for the greatest utility ever and breathtaking beauty, too, specify Ceco picture windows of steel—an ultra handsome detail for any type of architecture.

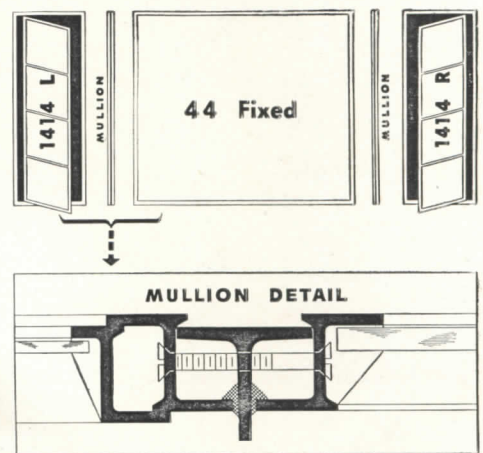
## CECO STEEL PRODUCTS CORPORATION

GENERAL OFFICES: 5701 W. 26th Street, Chicago 50, Illinois

Offices, warehouses and fabricating plants in principal cities

**CECO  
STEEL**

*makes the big difference*



### HOW TO MAKE A PICTURE WINDOW from CECO Stock Casements

Here's one of many combinations. Order a Ceco stock casement 44 Fixed with muntins removed as illustrated. Combine with Ceco stock casements 1414-Left-Hand and 1414-Right-Hand by use of Ceco standard mullions. There you have a picture window all ready for glazing.

This simple way of assembling reduces cost. The slender lines add beauty, let in 30% more light, too.



See Ceco catalogs in Sweet's Architectural File or write for literature

#### Partial list of other Ceco Products

METAL FRAME SCREENS • ALUMINUM STORM WINDOWS • MEYER STEEL-FORMS • REINFORCING STEEL • STEEL JOISTS AND ROOF DECK • METAL WEATHERSTRIPS • METAL LATH AND ACCESSORIES • HIGHWAY PRODUCTS

To curb excessive maintenance...

Eight services are

## BYERS WROUGHT IRON



The new \$11,000,000 General Hospital recently completed at Houston, Texas, by the Navy Department, gives some splendid examples of "Preventive Engineering" as applied to the control of maintenance in corrosive piping services. Piping materials were carefully matched to conditions.

The project comprises a total of 37 buildings. In the principal buildings, galvanized wrought iron was used for downspouts and underground gas lines, and black wrought iron for the concealed steam supply lines and steam return lines.

In the balance of the project, including 14 one-story ward buildings, store building, power plant, shop building, greenhouse, three residences, gate house, officers

quarters, steam tunnels, water distribution system, swimming pool and site improvements, wrought iron was specified in a number of services. The interior downspouts, underground sanitary piping 1½-in. and smaller, air lines, underground water lines 3-in. and smaller, underground sprinkler system piping, and all hot and cold water lines within buildings were galvanized wrought iron. Steam supply lines in concealed or furred space, exposed steam return lines, and underground gas lines, were black wrought iron. The steam returns in concealed or furred locations were extra heavy wrought iron.

With maintenance and repair costs rising, the only protection against excessive future maintenance is to use materials that will

last. Wrought iron is unusually resistant to corrosion, because of its unique structure. The tiny fibers of silicate slag threaded through the high-purity iron body, halt and diffuse attack. The fibers also help to anchor the initial protective scale, which shields the underlying metal.

You will find some excellent information on piping problems and where wrought iron can be expected to last longest, in our bulletin, "Wrought Iron for Piping Systems." Ask for a copy.

A. M. Byers Co., Pittsburgh, Pa. Established 1864. Boston, New York, Philadelphia, Washington, Atlanta, Chicago, St. Louis, Houston, Salt Lake City, Seattle, San Francisco. Export Division: New York, N. Y.

CORROSION COSTS YOU MORE THAN WROUGHT IRON

"ETERNALLY YOURS"—professionally-produced 16mm sound motion picture. An entertaining saga of the wrought iron industry, available to technical groups. New, authentic, informative. Write Modern Talking Picture Service, Inc., 9 Rockefeller Plaza, N.Y. 20, N.Y.

**BYERS**  
GENUINE WROUGHT IRON  
TUBULAR AND HOT ROLLED PRODUCTS  
ELECTRIC FURNACE QUALITY ALLOY AND STAINLESS STEEL PRODUCTS

ARCHITECTURAL  
RECORD



Copyright 1947 with all rights reserved F. W. DODGE CORPORATION • Vice-President in charge of Magazine Division, H. Judd Payne • EDITORS: Editor-in-Chief, Kenneth Kingsley Stowell, A.I.A.; Managing Editor, Emerson Goble; Senior Associate Editor, Douglas Haskell; Associate Editors, John W. Ragsdale, James S. Graham, Jr.; Associate in South America, Edmund J. Whiting, A.I.A.; News Editor, Florence A. van Wyck • ART DEPARTMENT: Myron S. Hall, 3rd, Director; Peter Piening, Consultant; Sigman-Ward, Drafting • CONSULTANTS: Industry Relations Consultant, Thomas S. Holden; Statistical Consultant, Clyde Shute; Building Economics Consultant, Norbert Brown; Field Research Consultant, Clifford Dannels, Jr.

van Wyck • ART DEPARTMENT: Myron S. Hall, 3rd, Director; Peter Piening, Consultant; Sigman-Ward, Drafting • CONSULTANTS: Industry Relations Consultant, Thomas S. Holden; Statistical Consultant, Clyde Shute; Building Economics Consultant, Norbert Brown; Field Research Consultant, Clifford Dannels, Jr.

Architectural Record (combined with American Architect and Architecture) is published monthly by F. W. Dodge Corporation, 10 Ferry St., Concord, N. H., with Editorial and Executive Offices at 119 West 40th Street, New York, N. Y. Thomas S. Holden, Pres.; Howard J. Barringer, Vice-Pres. and Treas.; Irving W. Hadsell, Vice-Pres.; Chauncey L. Williams, Vice-Pres.; Sanford D. Stockton, Jr., Secy.; Walter F. De Saix, Asst. Treas.; Edwin H. Freed, Asst. Treas. Member Audit Bureau of Circulation and Associated Business Papers, Inc. Architectural Record is indexed in Reader's Guide, Art Index and Industrial Arts Index. Subscription rates: United States and Possessions, Canada, Cuba, Mexico, Central and South America, and Spain, \$4.50 the year, \$7.50 for two years, \$9 for three years; elsewhere, \$6.50 the year, \$11.50 for two years, \$15 for three years. Single copy, \$1. Circulation Manager: Marshall T. Ginn. Every effort will be made to return material submitted for possible publication (if accompanied by stamped, addressed envelope), but the editors and the corporation will not be responsible for loss or damage. Other Dodge Services: Real Estate Record & Builders' Guide, Sweet's Files, Home Owners' Catalogs, Dodge Reports & Dodge Statistical Research Service.

**FROM THE COLLEGE TO THE GRAVE.** . . . . . 89  
An Editorial . . . by Kenneth K. Stowell

**ESTABLISHING AN AIRPORT PLANNING PROGRAM** . . . . . 90  
By Smith, Hinchman & Grylls, Inc., Architects and Engineers

**PRIVATE FIRMS STILL PREDOMINATE IN V.A. HOSPITAL PROGRAM** 100

**TO GET THE MOST FOR THE LEAST** . . . . . 106  
An Experimental House-System Developed by Holden, McLaughlin & Associates, Architects, for American Houses, Inc.

**WHERE SIMPLICITY IS THE KEY FOR VARIETY** . . . . . 112  
Keith's Home Store, Kansas City. Antonin Raymond, L. L. Rado, Architects

**BY, OF, AND FOR ARCHITECTS** . . . . . 118  
Club and Office Building in Sao Paulo, Brazil. Forte, Ruchti, Ciampaglia, Architects

**BUILDING TYPES STUDY NO. 130 . . . OFFICE BUILDINGS** . . 119

**NEW DEPARTURES IN OFFICE BUILDING DESIGN** . . . . . 119  
By Lathrop Douglass, Architect

**PERHAPS THE BEST IS ACTUALLY THE CHEAPEST** . . . . . 122  
By Lathrop Douglass, Architect

**PROJECTS**

Office Building for Seaboard Finance Company, Los Angeles. Eugene Weston, Jr., Architect . . . . . 124

Illinois Tool Works Company, Chicago. The Austin Company, Engineers and Builders . . . . . 128

Office Building for an Industrial Plant. Wurster, Bernardi and Emmons, Architects . . . . . 133

General Petroleum Building, Los Angeles. Walter Wurdeman and Welton Becket, Architects . . . . . 134

Insurance Offices. Skidmore, Owings & Merrill, Architects . . . . . 137

City National Bank Building, Houston, Texas. Alfred C. Finn and Robert J. Cummins, Architects and Engineers . . . . . 138

Wyoming Valley Veterans' Building, Wilkes-Barre, Pa. Lacey, Atherton, Wilson & Davis, Architects and Engineers . . . . . 140

Rexall Drug Headquarters, Los Angeles. Albert F. Roller, Architect . . . . . 142

Loft Building. Charles N. & Selig Whinston, Architects . . . . . 146

**ARCHITECTURAL ENGINEERING** . . . . . Technical News and Research . . 147

**BUILT-IN AIR CONDITIONING** . . . . . 147

**DESIGNED FOR GERM CONTROL.** . . . . . 149  
Memorial Laboratory of Infectious Diseases, Bethesda, Md. Designed and Built by Public Buildings Administration

**PRODUCTS** . . . for Better Building . . . . . 150

**TIME-SAVER STANDARDS** . . . . . 151  
Docking Facilities for Motor Transports. By Fruehauf Trailer Company, Detroit 151  
Critical Clearance Dimensions of Automobiles. Data Developed by Urban Land Institute, Washington, D. C. . . . . 157

**MANUFACTURERS' LITERATURE** . . . . . 164

**THE RECORD REPORTS** . . . . . News from the Field . . . . . 7

**CONSTRUCTION COST INDEXES** . . . . . 26

**REQUIRED READING** . . . . . 28

**EMPLOYMENT OPPORTUNITIES** . . . . . 222

**INDEX TO ADVERTISEMENTS** . . . . . 240

# Plumbing Contractors Vote For Adjustable Flush Valves 20-1

Based upon 508 replies from an unbiased survey made among 1,154 of the country's leading plumbing contractors, including those registered at the 1947 N.A.M.P. Convention.

It's the plumbing contractor who actually puts flush valves to work, and who knows first hand the varying operating conditions under which they must serve. Can there be any more convincing endorsement of the adjustable idea than this practically unanimous approval from plumbing contractors?

Architects, too, in a previous survey, reported a similar overwhelming preference for adjustable flush valves. Everywhere the

verdict is clear and unmistakable.

For the next job that needs flush valves, keep in mind the well-recognized advantages of the adjustable feature—the feature that makes possible more efficient operation of all fixtures, maximum water savings, and maintained efficiency despite years of service and changing operating conditions. Keep in mind, too, that it was Watrous who pioneered the idea, and that *all* Watrous Flush Valves are adjustable.


## THE IMPERIAL BRASS MANUFACTURING COMPANY

1240 W. Harrison Street, Chicago 7, Illinois

For complete information on Watrous Flush Valves see Sweet's Catalog, or write for Catalog No. 448-A. Also ask for Bulletin 477 giving a summary of "Architects' Views on Flush Valve Applications."



A few additional words in your specifications, such as: "All flush valves shall have an external adjustment for length of flush," will bring all the above advantages.



# Watrous

## Adjustable Flush Valves

BOTH DIAPHRAGM AND PISTON TYPES

# THE RECORD REPORTS

## Anti-Trust Action Starts • NLRB Preparing to Take Jurisdiction in Construction Field • Construction Gains Unseasonal • HHFA Inaugurates Its Activities

Ironically enough, the construction industry, on the heels of a 1947 building upturn, enters October with a double-barreled federal shotgun leveled at its operations. Besides the Joint Congressional housing probe, which draws its first bead this month, the Justice Department is pulling its powerful anti-trust triggers.

The Congressional probers, incidentally, may be handicapped by their intra-committee fuss over the chairmanship. Senator Tobey of New Hampshire lost out last August to Representative Gamble of New York, and Senator McCarthy of Wisconsin became vice chairman. Early plans included hearings for government housing agencies also this month.

### Anti-Trust Action Starts

Attorney General Tom Clark got a pre-Labor Day indictment of the National Association of Real Estate Boards and the Washington, D. C., Real Estate Board on charges of fixing commission rates to be charged by realtors. He maintained that these rates had been substantially increased in recent years.

NAREB answered that many businesses and professions issue recommended schedules of fair charges and have done so for generations. "Such norms do not increase costs," said the Association. "They facilitate the doing of business and therefore decrease costs." It pointed to instances in which federal agencies have asked realtors to agree on standardized fees for handling government property. It denied any violation of the anti-trust laws and was given until October 15 to file its plea.

Effect of Justice Department action has been to stir up concern in other quarters — among architects, doctors, lawyers, commission merchants, stock brokers, insurance agents, etc. — as to whether they are liable on similar counts. Some ponder the possibility of legislation to offset the anti-trust threat.

### NLRB Tackles Problems

The National Labor Relations Board, which always kept out of the construction field, has been preparing to take jurisdiction. NLRB surveillance of employer-union agreements is expected, so to speak, to backstop the Justice Department's attempt to prove trade restraint. The theory is that the restraints, particularly through boycotts

of particular materials or components, are enforced in part by union boycotts. In many cities the unions come to terms, not with the on-site contractor but with his subcontractors who are outlets for specific manufacturers — all employers of A. F. of L. unions. NLRB would proceed under the section of the Taft-Hartley Act that prohibits secondary boycotts aimed at excluding materials from use.

For the NLRB lawyers the great problem is how to go about it. The Agency's machinery is slow; a case often takes months to prepare. This is not lost when permanent jobs are involved; in the case of building the jobs in question often enough will involve a week's work or even the work of a few hours.

But if the Board takes jurisdiction it will have to proceed in the matter. The closed shop is prohibited and union shops must be voted by those on the job. This is all very well for a steel plant but the lawyers wonder how to vote a few bricklayers putting up a single house. They are debating whether they can take only partial jurisdiction.

### Employment Up

Economists with their eye on employment comment notably on housing and its role in helping sustain the current high level of jobs. This is one of the few

years, they note, in which new housing continued to rise contra-seasonally after the middle of the year. The mid-summer month of July, for instance, kept 1.81 million construction workers busy compared to 1.76 million in June and the 1939 average of 1.15 million. The Bureau of Labor Statistics points out that 80,000 new homes were started in July, shattering records of 20 years' standing and nearing the 1925 peak.

### Gains Are Unseasonal


August private construction ran 5 per cent above July, a considerably more than seasonal gain, the Commerce Department reported. Residential construction showed a similar gain. For the first eight months of the year total new construction was running 32 per cent above 1946. Among explanations: builders are getting better deliveries of materials, construction time is being shortened, costs thereby are reduced and sales stimulated, and builders are growing more confident of selling. Too, apartment house construction is upping the overall total.

State breakdowns of new construction show California leading the field by a wide margin, with New York and Texas respectively next in line. Iowa leads in farm construction.

### Materials Situation Eased

Official reports make clear that most construction materials eased in the first half of the year due to high production levels. Top increases went to hardwood flooring, softwood plywood, clay sewer pipe, cast iron soil pipe, gypsum board, nails, etc. Some of these items, however, remained short in various localities.

(Continued on page 10)




— Drawn for the RECORD by Alan Dunn


# Suggestions for using *Glass*



The complete line of "Pittsburgh" glasses includes a quality glazing material for every conceivable need. Pittsburgh Polished Plate Glass has been famous for almost 70 years for its clarity, polished beauty, and absolute transparency. Pennvernon Window Glass is eminently satisfactory to meet all sheet glass requirements. And where *insulated* transparent windows are desired, Twindow, the window with built-in insulation, is unexcelled. Architects: W. A. Ganster & A. Hennighausen.



**Twindow**—"Pittsburgh's" new window with built-in insulation—when made with 2 panes of glass has nearly twice the insulating efficiency of ordinary windows. It has even greater insulating efficiency when made with additional panes. It cuts heating and air-conditioning costs . . . facilitates proper temperature maintenance.



Many attractive and practical bathrooms and kitchens have been designed with walls or wainscots of Carrara Structural Glass. This reflective polished glass is impervious to moisture and chemicals and is very easy to clean. The bath above has Carrara shelves and a large built-in mirror, as well as Carrara walls. Carrara is available in 10 smart colors. Architects: Walter T. Karcher & Livingston Smith.

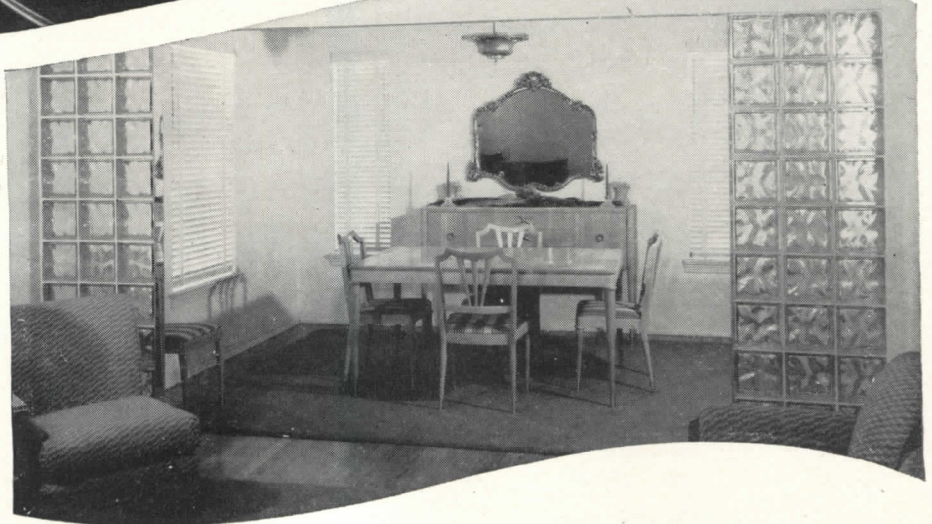
P I T T S B U R G H   P L A T E   G L A S S   C O M P A N Y



# in residential buildings



**Pittsburgh Mirrors** can be used in countless ways to enhance the attractiveness of any interior. A large, structural mirror over the dining room buffet, as shown here, is one of the most popular applications. Other attractive and practical uses of mirrors: over the mantel; on bedroom and dressing room doors; on the back walls of the tub recess in the bathroom. Made from blue, flesh-tinted or green Plate Glass, polished Plate Glass and with silver, gold or gun-metal backing.



**PC Glass Blocks** offer numerous interesting possibilities in residences of both traditional and modern architecture—above work surfaces in kitchens . . . around front entrances . . . in stairwell walls, and for semi-partitions as shown here. These blocks transmit daylight generously yet provide privacy. They make rooms brighter, smarter, more cheerful. Their insulating properties cut heating costs.

*We believe you will find much to interest you in our illustrated booklet of ideas concerning the use of Pittsburgh Glass in building design. Send the coupon for your free copy.*

★ Design it better with

# Pittsburgh Glass



*"PITTSBURGH" stands for Quality Glass and Paint*

Pittsburgh Plate Glass Company  
2295-7 Grant Building, Pittsburgh 19, Pa.

Please send me, without obligation, your free booklet entitled "Ideas for the Use of Pittsburgh Glass in Building Design."

Name.....

Address.....

City..... State.....

PITTSBURGH PLATE GLASS COMPANY

Sheet steel continued very short and is expected to remain so.

Lumber production rose and high demand was anticipated the rest of the year, although the freight car shortage was handicapping some areas. Gradual change toward a buyers' market and a leveling off and stabilizing of prices were noted, particularly for lower grades of lumber.

**HHFA Gets Going**

Meanwhile the new Housing and Home Finance Agency, with Raymond M. Foley at its head, proceeds on organization and policy problems. The National Housing Council, as part of HHFA, began its work of coordinating federal activities in this field; members outside HHFA units include representatives of the Agriculture Department, Veterans Administration, and the RFC.

In the FHA Commissioner Franklin D. Richards has named Walter L. Greene as first assistant commissioner, Maurice R. Massey as assistant commissioner in charge of field operations, and Herbert C. Redman as commissioner for northeastern U.S.

FHA, incidentally, has expanded its insurance coverage to new small homes of the \$3000 to \$3500 class. Under revised regulations responsibility for sound

construction and suitable location rests with the lending institution and the builder. Maximum loan is \$3000 secured by a first mortgage with a 20-year maturity.

In the rental field FHA has insured the mortgage for the Meadowbrook Apartments in Indianapolis, largest single project for rental housing for World War II veterans. The project comprises 640 new dwelling units; the mortgage amounts to \$4,792,500. Other large projects insured include Stuyvesant Manor, Irvington, N. J. (579 units); Glen Oaks Village, New York City (576 units); Burrion Heights, Seattle (544 units); and University of Miami (533 units).

**Loan Activity**

From the Home Loan Bank Board — its members are J. Alston Adams, Nathaniel Dyke, Jr., and John H. Fahey — come the following significant data:

1. While non-farm real estate financing (first half of 1947) ran 11 per cent above last year, this results mainly from larger loans. The upward curve of financing is flattening out.

2. Savings of the public invested in insured savings and loan associations rose in the first half of 1947 well above

similar investments in 1946 and 1945. Nearly 97 per cent of depression-period investments of the government in share capital of these associations has been paid back. (The government, by the way, earned nearly \$55 million in dividends on an investment of \$273 million.)

**Airport Program**

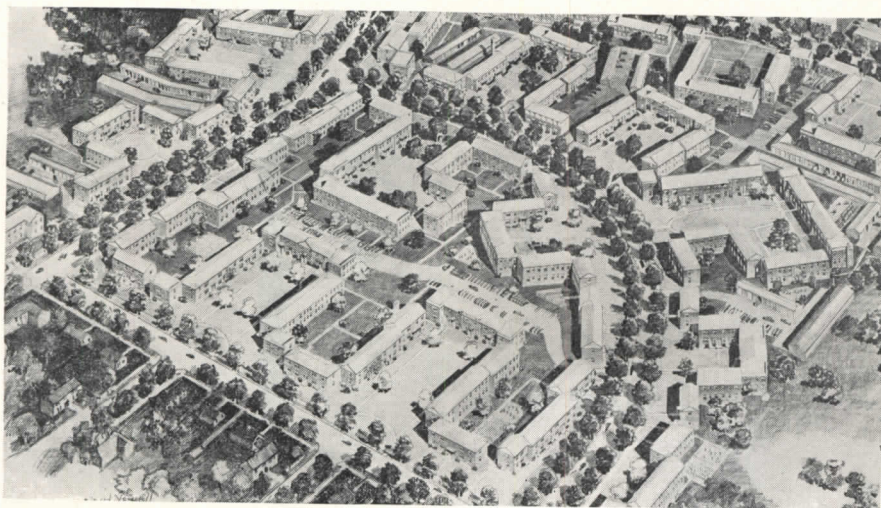
A revised federal-aid airport program has been drawn up by the Civil Aeronautics Administration calling for the construction or improvement of 908 airports at an estimated federal cost of \$66.5 million and local cost of \$70.2 million. (CAA has on file a backlog of \$250 million in additional requests for aid). Of the total \$35.2 million is for Class 3 or smaller airports and \$31.2 million is for Class 4 and larger.

**City Planning**

The U.S. Chamber of Commerce in summarizing its September conference for businessmen on urban problems, besides traffic congestion, off-street parking and other city planning and community development questions, emphasized the need for rebuilding blighted areas. What is needed, the conference was told, is a unified program involving an entire area large enough to preserve and protect its gains through proper planning and proper zoning. Exercise of the power of eminent domain may be necessary. Use of the cleared space may vary from city to city, but will often be entirely different from the original use, may shift from residential to industrial or commercial development, transportation facilities, parks, etc. Stress was also laid on setting up effective planning organizations.

**Greek Contracts Awarded**

American engineer-construction companies were awarded \$82.4 million in contracts for the construction and rehabilitation of Greek highways, railroads, bridges and ports under the direction of the American Mission for Aid to Greece. The contracts were  
(Continued on page 12)



Garden apartments for 666 families in East Paterson, N.J. William M. Dowling, architect

**RENTAL PROJECT**

The second largest rental housing project to be built in New Jersey by private interests has been announced by The Roth-Schenker Corp. The 666-family development in East Paterson will cost more than \$6,250,000, will be erected in two sections to be known as Elmwood Gardens and Elmwood Knolls. The site is part of the historic Elmwood Country

Club grounds, overlooking the Passaic River.

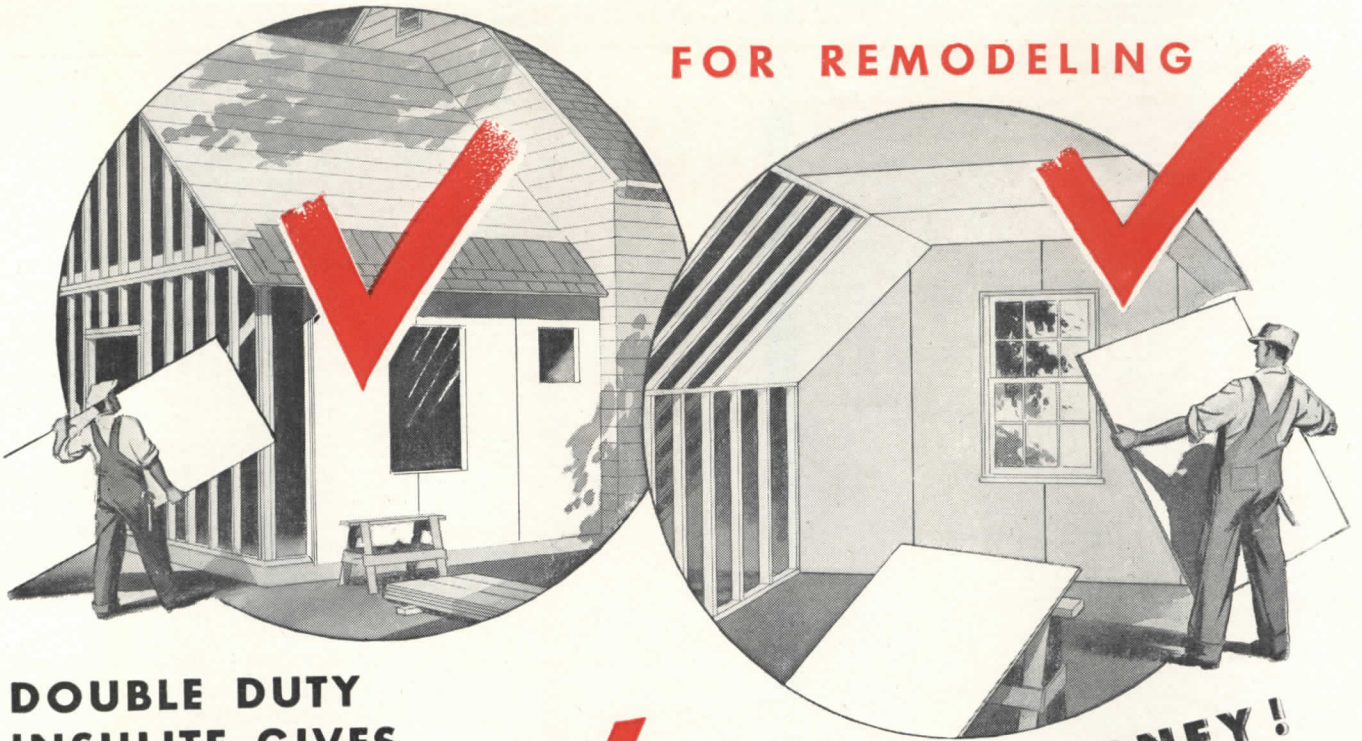
The apartments will be of the garden type, covering only 25 per cent of the site. All buildings will be two story, brick, with large casement windows. A large number of six-room duplex units will be included, with other apartments ranging in size from 3½ to 5 rooms. All units will have double hardwood floors. William M. Dowling is the architect.

**J. FREDERICK KELLY**

J. Frederick Kelly, 59, architect and author, died at his home in Hamden, Conn., on September 1 following a long illness.

A graduate of the Yale School of Architecture, Mr. Kelly was architectural adviser to the Connecticut Tercentenary Commission. Widely known as the architect of the New Haven Colony Historical Society Building and many New Haven residences, he was the author of a number of books on architecture, including *Early Domestic Architecture of Connecticut* and *Connecticut Historical Monuments*.

FOR REMODELING



DOUBLE DUTY  
INSULITE GIVES

# Double FOR THE MONEY!

*Look at it this way:*

Most remodeling jobs need new walls and ceilings. Walls and ceilings need insulation. Therefore why not use a material that gives you *both* for the cost of one?

Double-duty INSULITE performs a double service:

(1st) *It Incloses*


(2nd) *It Insulates*

One material — double usage. An ideal material for additions to old structures or modernizing all types of old buildings. The large boards are easy to saw and fit.

They go up fast but they hold the cost down. And they *insulate* as they build. That's double for anyone's money. More satisfied clients, more repeat business for you, and a reputation for looking to the client's best interests.

Refer to Sweet's File,  
Architectural Section 10 a/9

INSULATES AS IT  
BUILDS AS IT




BUILDS  
INSULATES

"Insulite" is a registered  
trade mark, U.S. Pat. Off.

INSULITE DIVISION  
PAPER  
MINNEAPOLIS 2, MINNESOTA  
MINNESOTA & ONTARIO  
COMPANY

## BURT FREE-FLOW FAN VENTILATOR



### FOR HIGHLY EFFICIENT POWER VENTILATION

When a large volume of air must be exhausted quickly and efficiently, the Burt Free-Flow Fan Ventilator is a logical choice. It may be spotted directly over the area to be ventilated or used on duct work flues to increase their capacities. When its fan is not in use, it serves as an efficient gravity ventilator. With its fan in operation, capacity is greatly increased and positive exhaust is assured regardless of access to wind flow. See Sweet's or write for further information on the efficient Free-Flow Fan and other Burt Ventilators.

WRITE FOR CATALOGS AND DATA SHEETS

**The BURT MFG. Co.**

48 E. South Street

Akron 11, Ohio, U.S.A.

VENTILATORS • LOUVERS • OIL FILTERS AND SHEET METAL SPECIALTIES

## THE RECORD REPROTS

(Continued from page 10)

negotiated on a cost-plus fixed fee basis and are of an inclusive architect-engineer-management type. The one for railroads, highways and bridges for \$64 million went to Johnson, Drake, and Piper, Inc., of New York; Guy F. Atkinson, Inc., of San Francisco, and Freeman, Inc., of New York. The one for ports and clearance of the Corinth Canal went to Grove, Shepard, Wilson, and Kruge, Inc., of New York, and J. Rich Steers, Inc., of New York. The third for fabrication of steel for 14 bridges was given to the U.S. Steel Corporation.

### Other Developments

Recent federal developments of interest include:

1. The Housing Expediter has removed additional types of construction from control, including city swimming pools, seasonal camps, dude ranches, and certain structures operated by schools or churches.

2. A reshuffle of divisions in the National Bureau of Standards has brought about a new unit called "Building Technology." This division will take up building codes, behavior of building materials, fire protection, heating, air conditioning, equipment and fixtures.

3. Developments of the past decade in American housing and city planning are being passed along to Germany to overcome the "blackout of outside ideas and progress" under the Nazi regime. The War Department is sending to military government officials in Germany more than 2000 photographs and plans and a special library of books and documents. Architectural designs and construction methods are included. The architectural section shows a variety of American building types, from houses, shops and office buildings to community centers, supermarkets and parking terminals.



### ON THE CALENDAR

Sept. 15-Oct. 11: Exhibit, "Visualizing the Modern House" (architectural, interior and landscape designs, furniture, paintings, sculpture, pottery), Bertha Schaefer Gallery, 32 E. 57th St., New York City.

Sept. 16-Nov. 23: Exhibition of the architecture of Mies van der Rohe, Museum of Modern Art, New York City.

Oct. 14-19: 1947 Westchester Better Homes Exposition, Westchester County Center, White Plains, N.Y.

Oct. 18-24: National Metal Exposition, International Amphitheatre, Chicago.

(Continued on page 14)



## IS 3¢ A DAY TOO MUCH TO PAY FOR QUIET?

Do your clients know that for 3¢ a day they can have quiet restaurants and dining rooms where meals are undisturbed by clattering dishes, jangling silverware, and loud voices?

Actually, 3¢ a day, figured over a year or two, is all it costs to put a ceiling of noise-absorbing Armstrong's Cushiontone acoustical tile over the average dining area of 20 sq. ft. per patron.


And it's a cost that is repaid over and over by satisfied patrons who keep coming back.

As much as three-quarters of all the sound that strikes the surface of Cushiontone is absorbed in the 484 fibrous holes of each 12" square. Repainting will not affect this high efficiency.

Armstrong's Cushiontone is a good reflector of light and is easy to maintain.

It provides extra insulation.

**WRITE FOR FREE BOOKLET, "What to Do About Restaurant Noise."** Armstrong Cork Company, Acoustical Dept., 2410 Stevens Street, Lancaster, Pa.



# ARMSTRONG'S CUSHIONTONE

Armstrong Cork Company  Lancaster, Pennsylvania

(Continued from page 12)

Oct. 19-24: 28th Annual Meeting, American Welding Society, Hotel Sherman, Chicago.

Oct. 20-23: Annual Fall Meeting, Iron and Steel Division and The Institute of Metals Division, American Institute of Mining and Metallurgical Engineers, Stevens Hotel, Chicago.

Oct. 20-24: Theater Engineering Conference and 62nd Semi-Annual Convention, Society of Motion Picture Engineers, Hotel Pennsylvania, New York.

Oct. 22-25: 1947 Convention, New York State Association of Architects, Hotel Commodore, New York City.

Nov. 3-7: 2nd International Lighting Exposition and Conference, Stevens Hotel, Chicago.

Nov. 9-14: 40th Convention, National Association of Real Estate Boards, San Francisco, Calif.

Nov. 10-13: 25th Annual Convention, The American Institute of Steel Construction, Inc., Roney Plaza Hotel, Miami Beach, Fla.

Dec. 2-5: Annual Meeting, American Society of Mechanical Engineers, Chalfonte-Haddon Hall, Atlantic City, N. J.

**P.C. PLANS EXHIBITS**

A related series of building products and equipment exhibits sponsored by its chapters in principal cities has been initiated by the Producers' Council. The first exhibit was held at the Hotel Commodore, New York City, October 1-2, sponsored by the New York chapter.

**CONSTRUCTION OUTLOOK IS ENCOURAGING**


A contraseasonal increase in investment commitments for construction is revealed in F. W. Dodge Corporation tabulations of project contracts awarded in July in the 37 states east of the Rocky Mountains.

The Dodge field staff filed reports on 28,734 projects reaching the contract-award stage in July. These projects have a total value of \$660,254,000, representing a gain of 9 per cent over the valuation of June contracts and a decline of 8 per cent from the total for July of last year. Nearly all districts showed an upswing over June, the exceptions being western Pennsylvania and West Virginia, eastern Missouri, southern Illinois, western Tennessee and Arkansas. In most areas the July volume also exceeded the total for July of last year.

Residential and nonresidential construction shared in the increase over June, but heavy engineering contract valuations were down 11 per cent from

(Continued on page 16)

**The Story of the Smoke Bomb Demonstration**



**How Wing Revolving Heaters Solved the Corrosion Problem of a Cold Strip Steel Mill**

A LARGE eastern steel plant had a serious heating problem. In a storage building 112' x 75' with 34' truss height, heated by nearly 4,000,000 Btu/hr wall type heaters, thermostatically controlled, they were continually losing hundreds of dollars worth of finished steel through corrosion.

A Wing sales engineer claimed that the "sweating" which caused the corrosion could only be eliminated by uniformly moving warm air over the entire floor. He offered to demonstrate how Wing Revolving Heaters could accomplish this by using 3 minute smoke bombs to cover the entire area around each pile of cold strip and to dissipate this blanket of smoke in 3 more minutes after the bombs

were out.

Two Wing Revolving Heaters were installed and 3 bombs were set off over the fan inlets. The results were perfect. A blanket of smoke covered every pile of strip thoroughly and uniformly, and three minutes after the bombs were out, the smoke was as uniformly dissipated.

These two heaters deliver 2,039,350 Btu/hr giving 70° F. room temperature at 0° F. outside and with one air change per hour. Temperature difference between floor and roof truss varies only from 1° to 2° F.


They have never lost a coil of cold strip since the Wing Revolving Heaters were installed.

Write for Bulletin HR-5

L. J. Wing Mfg. Co., 151 W. 14th St., New York 11, N. Y.

Factories: Newark, N. J. and Montreal, Canada

**Wing REVOLVING UNIT HEATERS**




HOW TO TAKE THE

*Chill*

OFF ECONOMY

Economy is a "must" in the design and construction of many a home today. But economy need not be cold and repellent. At modest cost, Curtis Woodwork can add the extra charm and convenience that mean so much to the home owner—as witness this Curtis entrance (Design C-1767). One of many new Curtis entrances, it is priced for the modest building budget. All Curtis entrances are toxic and water-repellent treated.




For the small home or apartment—for dining room, bathroom, or any room—these Curtis cases will fit in for almost any use. They may be built-in in corners or walls, or set out in the room. (Curtis Design C-6571.) Priced to meet the smallest budget. Curtis offers a selection of eighteen styles of wall and corner cases. All are shown in large size in the new Curtis catalog.




*When in New York, visit the Curtis Woodwork display at Architects' Samples Corporation, 101 Park Avenue.*

Nothing makes a room more homelike than a well-chosen built-in cabinet. This one (Curtis Design C-6558) is suitable for any room of the house. It is also made for corner installation. One of many new designs.

The "magic touch" for making a room modern and friendly is a Curtis mantel. This design (C-6049) has an inspired simplicity, yet it is smart enough to meet today's demands. Like all Curtis Woodwork, it is built with the precision of fine furniture.



*Have your Curtis dealer show you the big new Curtis Woodwork Style Book—an entirely new and different way of presenting the Curtis Woodwork line. Measuring 15 x 19 inches, this book contains 100 pages of beautiful woodwork styles and decorative ideas in natural home settings—many photographs in full color.*



Curtis Companies Service Bureau  
AR10W Curtis Building  
Clinton, Iowa

Gentlemen: Please send me your book on the new Curtis Woodwork line.

Name.....

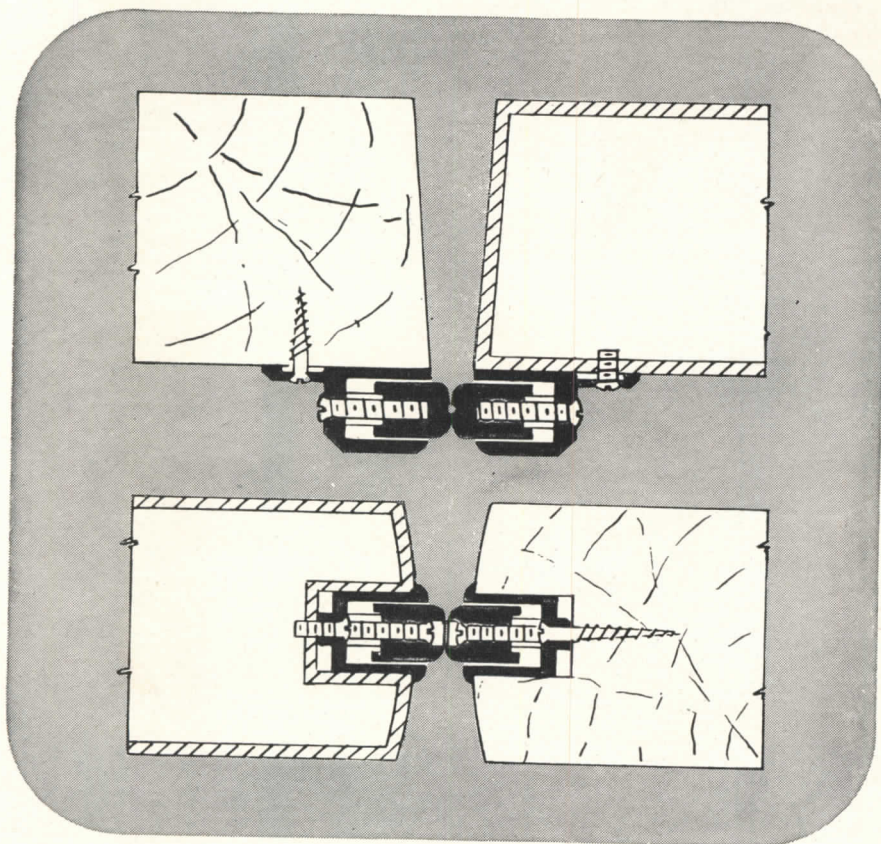
Address.....

City..... State.....

I am  Architect,  Contractor,  Prospective Home Builder,  Student  
(Please check above)

# MICHAELS

## adjustable Astragals



Made of extruded bronze, aluminum or nickel, Michaels Adjustable Astragals compensate for the expansion or contraction of doors. By keeping doors closed as tightly as possible, you eliminate drafts, air currents, and help to keep out dirt and dust. These astragals are simple, practical, rugged... easily installed and adjusted, and are available in several styles for any type of door. Type "A" shown in the illustration at the top, may be applied to either wood or hollow metal bevel doors. Or as a stop bead, or at the bottom of doors. Type "E" shown in the second illustration may be applied to bull-nose hollow metal or wood double doors, or at the bottom of doors. Folder containing complete details and specifications will be sent on request. We shall also be glad to send you information on any or all of the other products manufactured by Michaels.

### MICHAELS PRODUCTS

- Fixtures for Banks and Offices
- Welded Bronze Doors
- Elevator Doors
- Elevator Enclosures
- Check Desks (standing and wall)
- Lamp Standards
- Marquise
- Tablets and Signs
- Name Plates
- Astragals (adjustable)
- Railings (cast and wrought)
- Building Directories
- Bulletin Boards
- Cast Radiator Grilles
- Grilles and Wickets
- Kick and Push Plates
- Push Bars
- Cast Thresholds
- Extruded Thresholds
- MI-CO Parking Meters
- Museum Trophy Cases


**THE MICHAELS ART BRONZE COMPANY, 234 Scott St., Covington, Ky.**

*Member of the National Association of Ornamental Nonferrous Metals Manufacturers*

## THE RECORD REPORTS

(Continued from page 14)

the previous month. Nonresidential contracts increased by 21 per cent and residential by 15 per cent. The gain in single-family dwelling construction, both for owner-occupancy and for sale or rent by operative builders, was particularly marked. Apartment house construction contracts declined from the June level but were appreciably higher than the volume reported for July of last year.



Macy's new Jamaica branch features rooftop parking for approximately 150 cars

### BUILDING NOTES

#### New Store

Opened for business on September 2, Macy's-Jamaica — second in a chain of four suburban branches of the New York City department store — is a two-story limestone building offering roof parking for approximately 150 cars. The rooftop garage is reached by a ramp, and connected with the selling floors by escalators.

The building is fully air conditioned, lighted by a combination of fluorescent and incandescent. Architects were Robert D. Kohn and John J. Knight.

#### Hospital Enlargement

Work has begun on the \$7,000,000 Alfred E. Smith Memorial at St. Vincent's Hospital, New York City. The project includes a 10-story building to replace part of the present hospital, remodeling and modernization of the present main building, and a 2-story central kitchen and laundry beneath the present interior courtyard. All work will be accomplished without interruption of the normal operation of the hospital.

The new building will be of structural steel frame with red brick exterior and limestone trim. The eight upper floors will be used for private wards, semi-private and private rooms. Administration offices will occupy the first floor, and the kitchen and dining rooms for nurses, doctors and hospital personnel will be located on the second.

When the modernization program has been completed the hospital will have

(Continued on page 18)




# BRIXMENT Means BETTER BRICKWORK!

No. 5 OF A SERIES—

## THE RIGHT WAY AND THE WRONG WAY—TO FINISH JOINTS



Before the mortar hardens, joints should be finished to give a concave surface. This should be done with a round tool slightly larger than the joint, and with sufficient force to press the mortar tight against the brick on both sides of the mortar joint. This helps seal any cracks between the brick and the mortar, which may have been left when the brick were laid.




*Concave joints should always be used for face brick, unless the architecture requires some other type of finish. No other type of joint provides as much protection against the entrance of water.*



A weathered joint does not always pack the mortar against the top brick thoroughly.



A struck joint leaves a shelf on which water collects.




A raked joint leaves a bad shelf and often contains too little mortar especially in the head joint.

Because of its greater plasticity and water-retaining capacity, Brixment mortar enables the bricklayer to do neater, faster work, *even in finishing the joints.*

In addition to its plasticity and higher water-

retaining capacity, Brixment has greater bonding quality, greater resistance to freezing and thawing, and freedom from efflorescence. Because of this combination of advantages, Brixment is the leading masonry cement on the market.

**LOUISVILLE CEMENT COMPANY, Incorporated, LOUISVILLE, KENTUCKY**



# SAVE TIME WITH CHISEL POINT LEADS

## Longer Lines...Less Sharpening

An exclusive Eberhard Faber development... rectangular shaped leads that produce longer lines than the conventional round shape leads and lines of unvarying width... lines of HI-DENSITY quality—opaque, dense, better for blueprints. And you save up to 20% more time between sharpenings. As for quality, you get a genuine MICROTOMIC VAN DYKE lead; the only difference is it's "pre-shaped"—it's "CHISEL SHAPED"—for your convenience in sharpening and in use.

"VAN DYKE" EBERHARD FABER, U.S.A. - 2H CHISEL POINT  
"HI-DENSITY" MICROTOMIC GRAPHITE

*Exclusive*  
with the  
**EBERHARD  
FABER  
MICROTOMIC**

# VAN DYKE

AR-10

## FREE!

Check the Degree you'd like to try and mail this coupon to:

### EBERHARD FABER

37 Greenpoint Avenue, Brooklyn 22, New York

<input type="checkbox"/> No. 4B	<input type="checkbox"/> No. 2B	<input type="checkbox"/> No. HB
<input type="checkbox"/> No. 2H	<input type="checkbox"/> No. 4H	<input type="checkbox"/> No. 6H

"Chisel Points" are made in only these six degrees.

Name .....

Firm .....

Address .....

City ..... State .....

Dealer's Name .....

## THE RECORD REPORTS

*(Continued from page 16)*

the most up-to-date facilities throughout, including pneumatic tube systems for carrying records and drugs to various parts of the hospital and a central oxygen service that will eliminate the carting of tanks through the buildings. The present power plant will be abandoned and all steam and electricity needed will be obtained through street service and public utilities. Eggers & Higgins are architects for the project.

### New Interior, Old Hotel

The expected and logical trend toward the rejuvenation of old hotels rather than the building of new ones has been given added impetus by the recent announcement of plans for the Hotel Biltmore in New York City. The 34-year-old Biltmore is to be practically rebuilt with no interruption of service.

Every facility is being ripped out and entirely renewed throughout the 1000-room, 28-story building. All eight passenger elevators are being replaced, as are the freight and service elevators. New bathroom, kitchen and laundry fixtures and equipment already have been installed, including tiled floors and fluorescent lighting in the 18th floor kitchen and Bowman Room's pantry, and a new service bar in the Bowman Room.

The original Georgian furnishings of the hotel are giving way to a sort of "modern Georgian"—a theme which is being carried out in draperies, wall coverings and other decorations.

### LEGION RAPS T-E-W

At their recent annual convention in New York the American Legion expressed emphatic disapproval of the Taft-Ellender-Wagner Bill, voting down resolutions approving the measure by 2796 to 722.

Commenting on this decisive vote, the National Association of Home Builders says in its Washington Letter: "This was in effect a demand by the veterans for preservation of a free economy in this country and the elimination of all communistic and socialistic influences throughout government and industry."

Says the National Association of Real Estate Boards: "... the overwhelming proportion of veterans fully realize that our system of competitive freedom is the only road to an adequate supply of good housing. . . . [Their] thumping rejection of the bill is certain to impress Congress."

The Legion did adopt other housing resolutions, however, including one which would oust non-veteran tenants from public housing if their incomes are

*(Continued on page 20)*

# Announcing Preslok

TRADE MARK

The amazing **KEYLESS LOCK**  
with  
push button control

Here at last—a lock so radically different, so utterly new and simple—you'll wonder how you ever got along with old-fashioned key locks! No more fussing and fumbling for key or keyhole—PRESLOK is keyless. Four small buttons hold the secret of a PRESLOK combination—yet the nation's leading locksmiths have failed to open this lock.

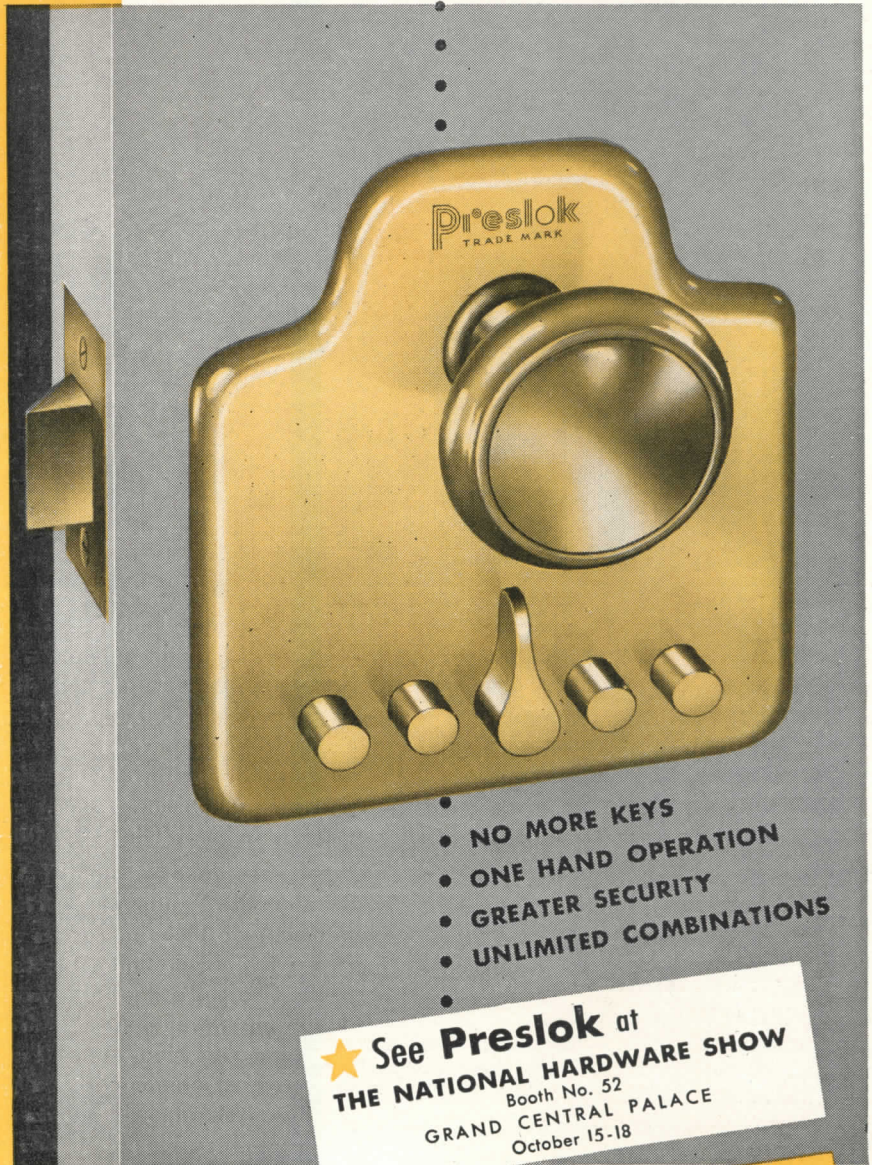
## SIMPLE • CONVENIENT • SECURE

Flick a lever—PRESLOK locks. Tap out an easy combination—PRESLOK opens... and opens with one hand! PRESLOK is sturdily constructed for heavy duty—precision-built like a fine watch. PRESLOK is easily installed on most types of doors—old or new—adding strength to your door, as well as beauty, convenience, and greater security.

## MAIL THE COUPON . . .

For complete information and specifications of this new patented lock, mail the coupon today. Be sure that you have full details on PRESLOK—successor to the key lock.

**SECURITY LOCK CORPORATION  
WALDEN, N. Y.**



- NO MORE KEYS
- ONE HAND OPERATION
- GREATER SECURITY
- UNLIMITED COMBINATIONS

★ See Preslok at  
**THE NATIONAL HARDWARE SHOW**  
Booth No. 52  
GRAND CENTRAL PALACE  
October 15-18

**MAIL COUPON TODAY - - - - -**

SECURITY LOCK CORPORATION, Dept. A-1, Walden, N.Y.


Please provide us with full information, specifications and price quotations on **PRESLOK.**

NAME \_\_\_\_\_

ADDRESS \_\_\_\_\_

CITY \_\_\_\_\_ STATE \_\_\_\_\_

**Just as a well-dressed man  
wears a WHITE shirt  
with a colorful tie**



Norwayne School, Wayne, Michigan, finished with Atlas White Cement Paint.

## Concrete craftsmen choose Atlas White Cement

Most men prefer a white shirt because it is clean and fresh-looking . . . and because it points up the color and design of a necktie. The same applies to Atlas White Cement. It, too, is clean and fresh-looking . . . and sets off the color values of aggregates or pigments in Terrazzo, Stucco, Cement Paint and Architectural Concrete Slabs. Such a "background" has the uniform clarity to complement the desired color overtones, whether in contrast or blend.

Atlas White complies with Federal and ASTM specifications for portland cement. It has the same advantages for concrete and is used in the same way. Atlas White concrete looks clean, fresh and colorful . . . and it is easy to keep that way. Maintenance costs are low.

For further information on the uses of Atlas White Cement, see SWEET'S Catalog, Sections 12B/7 and 13B/7, or write to Atlas White Bureau, Universal Atlas Cement Company (United States Steel Corporation Subsidiary), Chrysler Building, New York 17, New York.

FOR BEAUTY AND UTILITY

# ATLAS WHITE CEMENT

FOR TERRAZZO, PAINT, SLABS, STUCCO

AR-C-20



"THEATRE GUILD ON THE AIR"—Sponsored by U. S. Steel Subsidiaries  
Sunday Evenings—ABC Network

## THE RECORD REPORTS

(Continued from page 18)

over the prescribed maximum, replacing them with veterans, and another supporting current housing investigations.

### BRITISH HOUSING

The latest housing figures issued by the British government show that, despite economic and labor difficulties, Britain is making real progress with the relief of her housing shortage. Since 1945 when rebuilding began, 111,587 permanent houses have been completed, and 115,329 temporary prefabricated dwellings have been erected. Of these, 11,922 permanent homes were completed in June as against 11,759 in May and 9720 in April. New and rebuilt houses constructed by local authorities total 58,774; those built by private firms on their own account, 51,050. Including the prefabs, 79 per cent of new dwellings are rentals.

To increase the productivity of the building industry, Britain's government has put forward a "payment by results" plan. Executive committees of the building trade unions are recommending acceptance of this policy, and it is expected the unions will follow suit.

### BASIC BUILDING CODE

#### ALMOST READY

After many months of intensive work by 70 building code experts, the basic building code of the Building Officials Conference of America, Inc., was presented to industry factors at the joint annual meeting of the Conference and the Building Officials Foundation in Columbus, Ohio, September 22-25. The code now will be given wide distribution among municipal and state building departments and other industry groups and factors for their study and recommendations.

### AT THE SCHOOLS

#### New Courses in Planning

Columbia University is expanding both day and evening programs for those interested in urban development, planning, housing and public administration. Four new courses in this general field have been announced for this fall. Three of them will be given in the evening, and will be offered in the Planning and Housing Division and through the School of General Studies. The fourth will be a late afternoon course offered through the Department of Public Law and Government. For further information address J. Marshall Miller, Director, Planning and Housing Division, School of Architecture, Columbia University, New York.

(Continued on page 22)

# UNITED STATES RUBBER COMPANY

SERVING THROUGH SCIENCE



*They said  
it couldn't be done!*

Quite a few people didn't believe a natural rubber-covered building wire could have the smallest diameter in the business and *at the same time* have no equal in physical and electrical properties.

But that was before U. S. Rubber Company scientists produced Laytex (Type RU). Today, Laytex is the wire man's delight. Its small diameter permits more circuits per conduit. By means of a special dip process, Laytex is insulated with 90% unmilled grainless natural rubber. The conductors are perfectly centered in this insulation, thereby avoiding any chance of thin spots.


Laytex (Type RU) is lighter in weight, easier to install. The saturated cotton fibrous cover is flame-retardant and moisture-resistant.

UNITED STATES RUBBER COMPANY  
1230 Avenue of the Americas • Rockefeller Center • New York 20, N. Y.




Specify *RU* **Laytex**\*

ELECTRICAL WIRES AND CABLES



## SAFETY FACTORS THAT PUT *RU* OUT IN FRONT



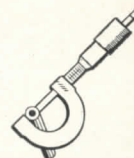
### BULL'S EYE

The conductor is on dead center throughout every inch of the wire.



### ELEPHANT INSULATION

Laminated walls of tough natural rubber insulation mean Laytex is safe.



### SMALLER O.D.

Allows more circuits per conduit than in ordinary wire. Lighter weight.



\* Reg. U. S. Pat. Off.

## THE RECORD REPORTS

(Continued from page 20)

### Registration Review

The Institute of Design and Construction, under the direction of Vito P. Battista, M. Arch., A.I.A., is now located in larger quarters at 26 Court St., Brooklyn 2, N.Y.

One of the objectives of the school is to aid technical men and women in their preparation for the New York State Registration Examination for Architects. Classes are offered in all subjects covered by the examination. Veterans are accepted under the G.I. Bill of Rights.

### Illinois Research Projects

An extensive time-and-motion study of site fabrication of small homes, in an effort to furnish the small contractor and builder with information as to how he can reduce construction costs, has been started by the Small Homes Council of the University of Illinois. Six houses of the same plan and design will be built as part of the study, which is being carried on in cooperation with the U. S. Department of Commerce. The houses are adaptations of the industry-engineered house developed by the Producers' Council and the National Retail Lumber Dealers Association (see ARCHITECTURAL RECORD, Sept. '47, pp. 74-79).

Another project under way at Illinois is a study of the trend toward the first-floor home laundry, located near or in the kitchen. Still another is a study of 10 different types of concrete-slab floors in an attempt to ascertain the most economical way to build a dry, comfortably warm concrete-slab floor for a basementless house. The floors will be tested for temperature variations and moisture conditions.

### Medalist Named


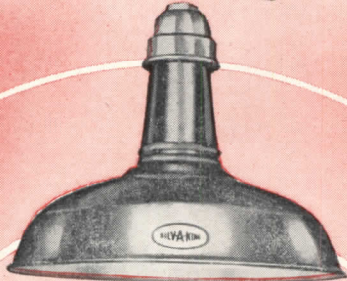

Dr. C. H. Mathewson, professor of metallurgy at Yale University, has been awarded the Gold Medal of the American Society for Metals for 1947. The award will be made in Chicago this month at the annual banquet of the A.S.M. during the National Metal Congress and Exposition.

### New Scholarships

The trustees of the James F. Lincoln Arc Welding Foundation have announced the resumption of their annual engineering undergraduate award and scholarship program started in 1942 and interrupted by the war.

The program, with a total value of \$6750, contains two interdependent plans: the award plan and the scholarship plan. Under the first, engineering


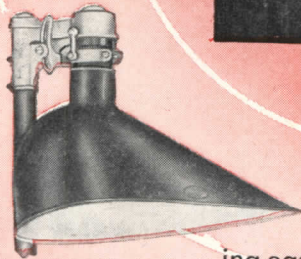
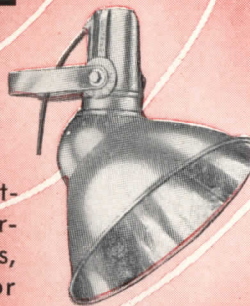
(Continued on page 166)



**SILV-A-KING**  
*Lighting Equipment*  
A complete line of quality lighting units from a single source.

**COMMERCIAL  
INDUSTRIAL  
FLUORESCENT  
INCANDESCENT**

SILV-A-KING lighting equipment has been incorporated in major installations, throughout the country, for over a quarter-century... a tribute to craftsmanship... to modern manufacturing methods... to a continuing program of research into every phase of illumination.



SILV-A-KING Lighting Equipment is sold exclusively through recognized electrical wholesalers.




**BRIGHT LIGHT  
REFLECTOR CO. INC.**

subsidiary of  
**BRIDGEPORT PRESSED STEEL CORP.**  
Bridgeport 5, Conn.



# Want a Yardstick for Selecting Unit Heaters?



ALL COPPER COILS

INDIVIDUAL TUBE EXPANSION

FINS METALLICALLY BONDED TO TUBES

**1. How do coils measure up?** No screwed or expanded joints. No gaskets or bolts. Modine's controlled brazing process eliminates weak spots, provides one-piece integrated construction that means greater strength, longer life, better performance.

DIRECT-FROM-PIPE SUSPENSION

RUST-PROTECTED CASING

EASY TO REDIRECT OVER 360° RANGE

**2. What about suspension?** Modine users report installation savings up to \$10 per unit. Patented center supply and return connections mean unit can be suspended directly from supply line with complete safety. No expensive supports. No extra labor costs.

MOTOR AND FAN REMOVABLE

MOTOR PROTECTED FROM CONDENSER RADIANT HEAT

HARMONIZES WITH MODERN INTERIORS

**3. Is power up to par?** A motor must meet rigid performance requirements before it can team up with a Modine unit heater. Only heavy-duty, totally enclosed, nationally known makes are chosen. Rubber mounted, noised-proofed for hush-hush service.

52 PAGES

FILLED WITH PICTURES, DIAGRAMS, ETC.

FREE! WRITE TODAY

**4. Why not get the answer?** See how Modine Unit Heaters can meet your space-heating needs! Send coupon today for free Modine catalog jam-packed with diagrams, pictures, specifications, installation ideas, etc. Get this valuable addition to your technical library!

## MEASURE the Job and Meet the Need!



When you buy Modine, you buy an extra dash of beauty — a host of features that make it *the* quality unit heater. Choose from three types with 47 basic capacities: 1) Horizontal Delivery Type for general applications. 2) Vertical Delivery Type for overhead use. 3) Power Throw Type for special high velocities. Look for Modine's representative in the "Where-to-Buy-it" section of your phone book, or send in coupon at right.

# Modine UNIT HEATERS

MODINE MANUFACTURING CO.  
1510 Dekoven Street  
Racine, Wisconsin


YES! I want all the facts about Modine's Integrated Unit Heater Line. Please send me 52 page catalog.

NAME.....

ADDRESS.....

CITY.....

STATE.....



**"Steel construction costs  
are cut when welded joints  
and connections are used..."**

*says R. I. Ingalls Sr., Chairman, The Ingalls Iron Works Co.*

*He adds, "Many steel fabricators, due to their war experience, have developed a 'know how' background that can meet all the demands of welded construction — economically.*

*"Also, today, with the large pool of available competent war-trained welders, speedy, quality welding is definitely assured."*

So it is all over the country. Architects and builders are finding that many prominent steel fabricators are going "all out" to cooperate with them in welded construction.

So, why not take advantage of today's facilities to specify this modern construction process in present building plans — a process that affords unquestionable strength and maximum economy in construction costs.

Remember, a welded joint is actually stronger than the base metal.

**For full information about this advanced construction technique, write:** Dept. AR-6681, Air Reduction, 60 East 42nd St., New York 17, N. Y. In Texas: Magnolia Airco Gas Products Company, Houston 1, Texas.



**AIR REDUCTION**

*Offices in All Principal Cities*

HEADQUARTERS FOR OXYGEN, ACETYLENE AND OTHER GASES...CARBIDE...GAS WELDING AND CUTTING APPARATUS AND SUPPLIES...ARC WELDERS, ELECTRODES AND ACCESSORIES





TRUMBULL  ELECTRIC

## CONTROLITE

*the equipment that makes **LIGHTING** a part of the Show*

The next time you settle down in your seat to enjoy a swell show, spare a few seconds of professional thought to the stage lighting installation. You may or may not realize how much of an engineering job it is to achieve that smooth interlocking of house and stage lighting and the perfection of color harmony and intensity in "painting with light" as the play goes on. Some of the finest switchboard and control jobs in the country are in our big theatres . . . and a great many of them bear the Trumbull Electric Controlite nameplate . . . typical of the advanced precision electrical engineering that characterizes all Trumbull Electric products.

**THE TRUMBULL ELECTRIC MANUFACTURING CO., PLAINVILLE, CONNECTICUT**  
OTHER FACTORIES AT NORWOOD, OHIO, SEATTLE, SAN FRANCISCO, NORTH HOLLYWOOD



CONTROLITE Stage Lighting Control Boards are, like all Trumbull Electric Products, sold through Electrical Wholesalers and installed by Electrical Contractors. Trumbull Engineering services contribute a wealth of specialized experience in this highly technical field.

# CONSTRUCTION COST INDEXES — Labor and Materials

United States average 1926—1929=100

Compiled by Clyde Shute, manager, Statistical and Research Division, F. W. Dodge Corporation, from data collected by E. H. Boeckh & Associates, Inc.

## NEW YORK

## ATLANTA

Period	Residential		Apts., Hotels, Office Bldgs. Brick and Concr.	Commercial and Factory Buildings		Residential		Apts., Hotels, Office Bldgs. Brick and Concr.	Commercial and Factory Buildings	
	Brick	Frame		Brick and Steel	Brick and Concr.	Brick	Frame		Brick and Concr.	Brick and Steel
1920	136.1	136.9	123.3	123.6	122.6	122.8	122.9	108.6	109.8	105.7
1925	121.5	122.8	111.4	113.3	110.3	86.4	85.0	88.6	92.5	83.4
1930	127.0	126.7	124.1	128.0	123.6	82.1	80.9	84.5	86.1	83.6
1935	93.8	91.3	104.7	108.5	105.5	72.3	67.9	84.0	87.1	85.1
1939	123.5	122.4	130.7	133.4	130.1	86.3	83.1	95.1	97.4	94.7
1940	126.3	125.1	132.2	135.1	131.4	91.0	89.0	96.9	98.5	97.5
1941	134.5	135.1	135.1	137.2	134.5	97.5	96.1	99.9	101.4	100.8
1942	139.1	140.7	137.9	139.3	137.1	102.8	102.5	104.4	104.9	105.1
1943	142.5	144.5	140.2	141.7	139.0	109.2	109.8	108.5	108.1	108.7
1944	153.1	154.3	149.6	152.6	149.6	123.2	124.5	117.3	117.2	118.2
1945	160.5	161.7	156.3	158.0	155.4	132.1	133.9	123.2	122.8	123.3
1946	181.8	182.4	177.2	179.0	174.8	148.1	149.2	136.8	136.4	135.1
Apr. 1947	217.6	220.8	204.7	205.9	202.4	179.2	183.3	154.4	153.5	153.5
May 1947	219.1	221.6	205.6	206.8	203.4	180.2	183.9	155.1	154.1	154.2
June 1947	219.3	221.8	205.9	207.0	203.6	180.4	184.1	155.4	154.3	154.4
July 1947	223.4	225.0	211.2	212.5	206.6	184.0	187.9	160.3	159.6	158.8
	% increase over 1939					% increase over 1939				
July 1947	80.8	83.7	61.6	59.2	58.8	113.3	126.0	68.6	63.9	67.7
	<b>ST. LOUIS</b>					<b>SAN FRANCISCO</b>				
1920	118.1	121.1	112.1	110.7	113.1	108.8	107.5	115.2	115.1	122.1
1925	118.6	118.4	116.3	118.1	114.4	91.0	86.5	99.5	102.1	98.0
1930	108.9	108.3	112.4	115.3	111.3	90.8	86.8	100.4	104.9	100.4
1935	95.1	90.1	104.1	108.3	105.4	89.5	84.5	96.4	103.7	99.7
1939	110.2	107.0	118.7	119.8	119.0	105.6	99.3	117.4	121.9	116.5
1940	112.6	110.1	119.3	120.3	119.4	106.4	101.2	116.3	120.1	115.5
1941	118.8	118.0	121.2	121.7	122.2	116.3	112.9	120.5	123.4	124.3
1942	124.5	123.3	126.9	128.6	126.9	123.6	120.1	127.5	129.3	130.8
1943	128.2	126.4	131.2	133.3	130.3	131.3	127.7	133.2	136.6	136.3
1944	138.4	138.4	135.7	136.7	136.6	139.4	137.1	139.4	142.0	142.4
1945	152.8	152.3	146.2	148.5	145.6	146.2	144.3	144.5	146.8	147.9
1946	167.1	167.4	159.1	161.1	158.1	159.7	157.5	157.9	159.3	160.0
Apr. 1947	199.1	200.3	178.0	179.0	176.9	188.6	187.0	177.8	180.4	180.7
May 1947	199.3	200.5	178.3	179.2	177.1	188.8	187.2	178.1	180.6	180.9
June 1947	202.2	202.2	182.8	185.4	182.1	189.0	187.4	178.4	180.8	181.1
July 1947	205.6	207.2	187.8	187.8	187.5	195.1	194.0	186.6	190.6	188.0
	% increase over 1939					% increase over 1939				
July 1947	86.5	93.2	58.2	56.8	57.5	84.8	95.5	58.9	56.4	61.3

The index numbers shown are for combined material and labor costs. The indexes for each separate type of construction relate to the United States average for 1926-29 for that particular type — considered 100.

Cost comparisons, as percentage differences for any particular type of construction, are possible between localities, or periods of time within the same city, by dividing the difference between the two index numbers by one of them; i.e.:

index for city A = 110

index for city B = 95

(both indexes must be for the same type of construction).

Then: costs in A are approximately 16 per cent higher than in B.

$$\frac{110-95}{95} = 0.158$$


Conversely: costs in B are approximately 14 per cent lower than in A.

$$\frac{110-95}{110} = 0.136$$

Cost comparisons cannot be made between different types of construction because the index numbers for each type relate to a different U. S. average for 1926-29.


Material prices and wage rates used in the current indexes make no allowance for payments in excess of published list prices, thus, indexes reflect minimum costs and not necessarily actual costs.

These index numbers will appear whenever changes are significant.



At Left—Whitlock Everdur Type K Heater built for a New York laundry by The Whitlock Manufacturing Co., Hartford, Conn., replaced a rustable heater which had failed after LESS THAN FIVE YEARS OF SERVICE!

Below—This all-welded Patterson Everdur Water Heater was specially designed and manufactured by The Patterson-Kelley Co., Incorporated, East Stroudsburg, Pa., for a Pittsburgh bank. It maintains a working pressure of 100 pounds.



**NO MORE  
RUST**

## with Storage Tanks of *Everdur*

ANY hot water storage heater is a major equipment item. Welded tanks of Everdur\* Copper-Silicon Alloys protect the original investment and provide long and economical service.

Everdur Alloys are characterized by high strength, ready weldability by standard methods, and resistance to corrosion equivalent to that of copper. Everdur storage water heaters and service water heaters have long given outstanding satisfaction in many hospitals, laundries, textile plants, schools, apartments and office buildings. The chemical process industries utilize many types of Everdur pressure vessels

where corrosion-resistance is a vital engineering requirement, and long service life is desirable.

Leading equipment manufacturers are experienced in the fabrication of Everdur and will gladly quote on storage water heating and heat transfer requirements.

\*Reg. U. S. Pat. Off.

4716



**ANACONDA**  
from mine to consumer

*Everdur*

**COPPER-SILICON ALLOYS**

**THE AMERICAN BRASS COMPANY**

General Offices: Waterbury 38, Connecticut

Subsidiary of Anaconda Copper Mining Company

In Canada: ANACONDA AMERICAN BRASS LTD.  
New Toronto, Ont.

# REQUIRED READING

## HOME FOR THE U.N.

*Report to the General Assembly of the United Nations by the Secretary-General on the Permanent Headquarters of the United Nations. New York (Morningside Heights), Columbia University Press, 1947. 8 by 12 in. 96 pp. illus. \$2.50.*

While this report on the projected permanent headquarters for the United Nations has been circulating in some quarters since July, it has not been generally available until now. It is the official report submitted to the General Assembly on the basic requirements and general features as worked out by Director of Planning Wallace K. Harrison and his Board of Design Consultants.

Although the final plans and the architectural treatment have yet to be decided upon, this report gives a surprisingly vivid picture of what the home of the U. N. probably will be like. It is all here: site analysis, space requirements, special needs, site plan, preliminary floor plans, housing, cost estimates, transportation to and from the site. Much of this is already familiar, particularly to readers of the ARCHITECTURAL RECORD (see April, 1947 issue, pp. 72-81), but the greater part of it has not been published heretofore. Apart from its intrinsic interest as a historical document, this is a valuable guide book for the architect and/or engineer embarking on a new project requiring exhaustive research.

## PLANNING FOR INDIA

*Patrick Geddes in India. Edited by Jacqueline Tyrwhitt in cooperation with H. V. Lanchester and Arthur Geddes. Introduction by Lewis Mumford. London W.C. 1, Eng. (12 Bedford Sq.), Percy Lund, Humphries & Co. Ltd., 1947. 5½ by 8½ in. 104 pp. illus. 10s.*

Impressive in these excerpts from his reports on 18 Indian cities some 30 years ago is the soundness of Patrick Geddes' whole attitude toward city planning. Unlike many later planners, Geddes did not consider it imperative to wipe the slate clean before writing thereon. He was a proponent of "conservative surgery" and a firm believer in the simple solution. "The policy of sweeping clearances," he says, "should be recognized for what I believe it is; one of the most disastrous and pernicious blunders in the checkered history of sanitation."

That Geddes was years ahead of his generation in city planning never was more obvious than it is in these few carefully selected passages. As Lewis Mumford comments in his introduction, "Some of the commonplaces of the most advanced modern practice, such as reducing the number and width of paved streets in residential areas, and turning the land saved into more usable forms of

open space, were typical Geddesian innovations: characteristic of the life-economy he preached and practiced."

This is a small book, but a rewarding one. It is full of a sound wisdom and a sympathetic understanding of custom and tradition which are all too frequently missing in the development programs of today.

## SULLIVAN SPEAKS

*Kindergarten Chats and Other Writings. By Louis H. Sullivan. Edited by Isabella Athey. New York 22 (38 E. 57th St.), Wittenborn and Co., 1947. 7½ by 10 in. 252 pp. illus. \$4.50.*

"The central purpose of the work [the 52 essays comprising KINDERGARTEN CHATS] is to liberate the mind from serfdom to tradition, and to exhibit man's natural powers in their creative capabilities when expanding in the open-air-of-the-spirit-of-responsible-freedom; in other words, the true spirit of democracy. From which it follows that the operation of the historic feudal mind and the advancing democratic mind are placed in sharp contrast. The appeal therefore is to the broad intelligence of the public mind seeking not only a knowledge and understanding of architecture as a plastic art, but, as well, a clear view of its social basis as an art of expression."

Thus wrote Louis Sullivan in a foreword to the revised text of the CHATS, published here for the first time. The series of essays was originally written for young architects, and appeared in 52 consecutive issues of *Interstate Architect & Builder* in 1901-02. In 1918 Sullivan thoroughly revised the text, cutting the length from about 130,000 words to about 100,000, and rewriting six chapters completely. When the essays first appeared in book form in 1934, however (in a limited edition prepared by Claude F. Bragdon and published by the Scarab Fraternity Press), the revised text was not used. Thus this edition is the first to give us the CHATS as edited by Sullivan himself for book-length publications.

## THE COMPLETE LE CORBUSIER

*Le Corbusier: Oeuvre Complète, 1938-46. Zurich, Switz., Les Editions d'Architecture Erlenbach, 1946. 11 by 9 in. 200 pp. illus. Price not given.*

The recent flood of books by and about Le Corbusier now is augmented by the fourth volume in the "Complete Works" edited by Swiss architect Willy Boesiger. Divided into two parts, the first covering Le Corbusier's work from 1938-1940 in collaboration with Pierre Jenneret, and the second his non-laborative accomplishments since 1940,

the volume is curiously disappointing. Most of what it contains has been published before. English readers, furthermore, will be irked by the poor quality of the occasional translations: misspellings are frequent ("forth" for "fourth" throughout the book, for example); and the attempt to be idiomatic often results in a change of meaning.

There is, fortunately, but little text to quibble about. The book is largely given over to reproductions of Le Corbusier's planning studies and drawings. The scope of his work in the eight years is impressive: houses, office buildings, public buildings, city plans, a winter sports center, emergency housing, *brise-soleil*, furniture, institutions — and, of course, the characteristic staccato philosophy binding them all into one individualistic whole.

## DESIGNED FOR PLAY

*Recreation Areas: Their Design and Equipment. Prepared for National Recreation Assn. by George D. Butler. New York 18 (67 W. 44th St.), A. S. Barnes and Co., 1947. 9 by 12 in. xvi + 174 pp. illus. \$6.00.*

With communities throughout the country putting more and more emphasis on recreational needs, and plans for war memorials more and more frequently taking the shape of community centers of one kind or another, this new volume by George Butler is a welcome one.

Mr. Butler is concerned primarily with playgrounds, play and athletic fields. He outlines planning principles, gives detailed information on required areas and facilities, makes suggestions as to design, and in general gives all the basic information needed for the intelligent planning of such recreational areas.

While the architect will not be particularly interested in the design and location of sandboxes and wading pools, he will find much of concern to him in the chapter on recreational area buildings, and will find Mr. Butler's book a valuable source in the planning of community centers including swimming pools, basketball courts, and so on. Six types of building, ranging in size from the open shelter to the large recreation center, are discussed in detail, and typical floorplans are given for each. Photographs and diagrams are numerous throughout the book.

## THE STORY OF WOOD

*Lumber: Manufacture, Conditioning, Grading, Distribution and Use. By Nelson Courtlandt Brown. New York 16 (440 Fourth Ave.), John Wiley & Sons, Inc., 1947. 5½ by 8½ in. xvi + 344 pp. illus. \$4.25.*

Everyone who ever has built something of wood (and who hasn't?) will find this volume of considerable interest. For here is the story of the lumber industry in the United States from 1625, when

(Continued on page 30)

**PORCELAIN ENAMEL**  
 can solve many of your  
**MODERNIZATION PROBLEMS**



BEFORE ▲

AFTER ►



**PORCELAIN ENAMEL HAS COLOR**


Beautiful colors—from brilliant white to gleaming black—rich hues or delicate pastels—can be obtained in porcelain enamel. Surfaces can be brilliantly glossy or dull matte as you wish.

**PORCELAIN ENAMEL IS DURABLE**

Non-fading, scratch-resistant, stain-proof porcelain enamel retains its colorful attractive appearance long after less durable materials have lost their charm.

**PORCELAIN ENAMEL IS VERSATILE**

You can do things with porcelain enamel that you can't do with any other material! For interior or exterior use, for large or small areas, you will find it most versatile. And the design effects you create retain their beauty *for life!*



Send for the brochure,  
**HOW PORCELAIN  
 ENAMEL PRODUCES  
 PROFITS**

**PORCELAIN ENAMEL INSTITUTE, INC.**  
 1010 VERMONT AVENUE, N. W. WASHINGTON 5, D. C.

**EXCLUSIVE—**

**THERE'S ONLY ONE  
SPHINX...AND**

**ONLY ONE—**



## AW SUPER-DIAMOND FLOOR PLATE



**GRIP WITHOUT A SLIP!**

**EASY TO CLEAN!**

**EASY TO MATCH!**

Only AW Super-Diamond Floor Plate has the exclusive pattern which provides three distinctive advantages not found in ordinary floor plate.

1. It Grips Without A Slip (providing maximum underfoot protection against slipping accidents). 2. It's Easy To Clean (use a hose, brush or mop). 3. It's Easy To Match (pattern is cut with minimum scrap). Architects, engineers and designers specify AW Super-Diamond Floor Plate for stair treads, fire escapes, walkways, loading platforms and other places that require economical safeguarding.

**FREE**—Write for a copy of our New 16-Page Booklet L33. It's packed full of helpful information. Alan Wood Steel Company, Conshohocken, Pennsylvania.



# AW SUPER-DIAMOND

FLOOR PLATES THAT GRIP



*A Product of* **ALAN WOOD STEEL COMPANY**

Other Products: Billets • Plates • Sheets • Carbon & Alloy



## REQUIRED READING

(Continued from page 28)

the first sawmill in the country was built at Jamestown, Va., to the present.

As professor of forest utilization at the New York State College of Forestry, Nelson Brown has written this primarily as a textbook for forestry students and a reference book for the lumber industry. For that reason he has devoted the major part of it to a detailed discussion of the manufacture and conditioning of lumber, and has written at length of the manufacturing processes, the machinery and equipment in common use, and sawmill procedures. One chapter deals with grades and inspection, another with sizes and price relationships.

Throughout the book Professor Brown has stressed the need for maximum economy and efficiency in lumber production, pointing his entire discussion toward the achievement of that goal.

### FURNITURE OLD AND NEW

*Furnishing in Style.* By Walter Rendell Storey. New York (381 Fourth Ave.), American Studio Books, 1947. 7½ by 10 in. 104 pp. illus. \$5.00.

Here is a book on furniture and furnishing which is as entertaining as it is informative. Mr. Storey has enlivened his text with sketches of the ladies of the periods he is describing, and has humanized his discussion as far as possible with stories of how changes in furniture styles have come about.

The first part of the volume takes up various historical styles such as early English, Georgian, Early American, Federal, French, and so on down through the 19th century. The second part is concerned with current styles—many of them, of course, reproductions or adaptations of those already discussed.

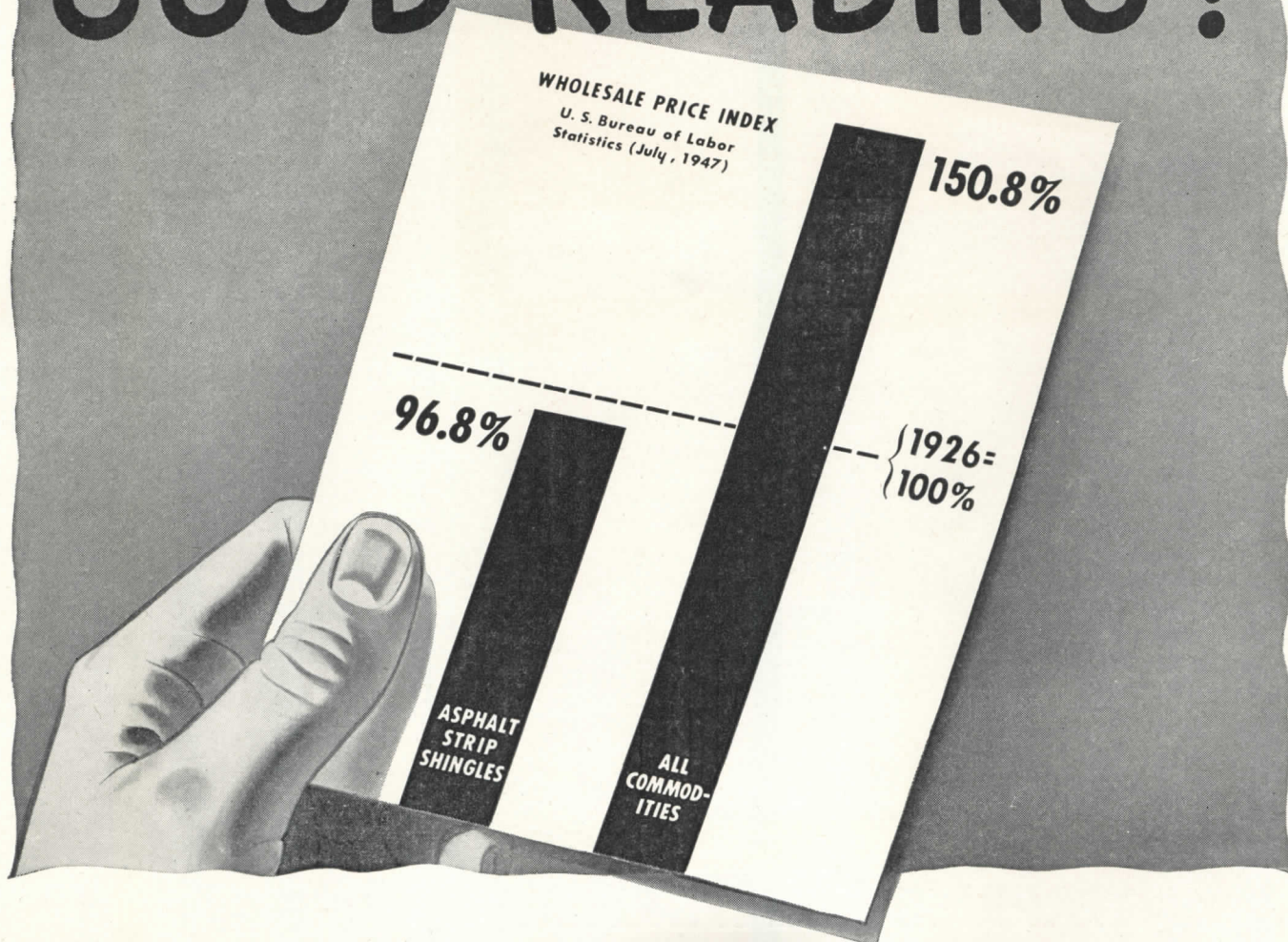
The book is largely made up of photos, some of them in color.

### MODERN DECORATING

*L'Arredamento Moderno.* 2nd ed. By Roberto Alois. Milan, Italy, Ulrico Hoepli Editore, 1947. 9 by 11 in. 342 pp. illus. 3000 lire.

From Italy comes this album of 752 photographs representing the work of 300 individuals and 20 countries. It includes pottery and glassware, china, silver, lighting fixtures, materials, furniture, plumbing, kitchen layouts and equipment, and general interiors. While most of the contributors are Italian, there is a sufficient scattering of Swiss, Argentinian, Austrian, Swedish, German, Dutch, English, Danish and American work to make the volume a good round-up of contemporary design. More interesting, perhaps, is the glimpse it gives of what is considered good modern in Italy itself.

# HERE'S ONE PRICE CHART THAT MAKES GOOD READING!



## TODAY'S ASPHALT SHINGLE PRICES ARE 3% UNDER THOSE OF 1926!

In the face of much higher prices for nearly everything, the record of Asphalt Shingles is an amazing one. Asphalt Strip Shingles are wholesaling right now at prices actually below those of 1926 . . . 96.8 compared with 100 for 1926.\* Steadily growing popularity, enthusiastic dealer merchandising, increased plant efficiency, and materially stepped-up production have combined to make this low price possible.

But the price tag is not the only measure of Asphalt's big dollar's worth, in today's market. Never has the industry produced a better product. Many important improvements

have been made since 1926 . . . improvements in raw materials, in processing, in granules, in color . . . even in the technique of application.

From every point of view, fire resistant Asphalt Shingles are *construction's biggest dollar's worth!* Choose weight, pattern, and color to fit the job . . . but make it Asphalt!

\*U. S. Bureau of Labor Statistics, July, 1947.

Ask for booklet, "Choose Your Roof for Rain—AND SHINE." 24 pages in full color. Filled with hints on choosing and combining colors for exterior styling. Talks good sense, good taste, in roofing. Copies are available from members or write direct to us for free sample.


**CONSTRUCTION'S BIGGEST DOLLAR'S WORTH**

# ASPHALT SHINGLES

**ASPHALT ROOFING INDUSTRY BUREAU**  
2 West 45th Street • New York 19, New York

SPONSORED BY 28 LEADING MANUFACTURERS OF ASPHALT SHINGLES • ROLL ROOFINGS • SIDINGS • AND BUILT-UP ROOFINGS

**Are No. 5 or Bunker Oils on the  
"hard to get" list in your area?**



## **ENTERPRISE OIL BURNERS operate on light or heavy oils with equally high efficiency**


Economy of operation has always been one of the most important features of Enterprise Oil Burners. That's why they are basically designed to operate on the heavier, less expensive No. 5 or bunker oils. However, where these oils are unobtainable or temporarily unavailable, it's a simple matter to adjust the fuel pump to the efficient use of lighter oils. Today there are many thousands of Enterprise Burner installations in all types of application giving dependable service on the various grades of oil. It's this *flexibility* of fuel use that is putting more and more Enterprise Oil Burners into building and plant speci-

fications. Write today for the full story on Enterprise Oil Burners. *Approved for light oils.*

Enterprise Oil Burners are available in Manual, Semi-Automatic and Fully-Automatic Models in combination with modulating fire control. Combination Gas and Oil Burners are also available.

COMBUSTION EQUIPMENT DIVISION OF  
ENTERPRISE ENGINE & FOUNDRY CO.  
18th & FLORIDA STS., SAN FRANCISCO, CALIF.

*Distributors in Principal Cities*






ACTION  
IT SHOWN

NOW... A DOOR CAN BE

*Beautiful*



THE YALE & TOWNE



MANUFACTURING CO.

VALVE BLOC  
STOP PIN

AIR VENT

# Announcing

## THE WORLD'S MOST BEAUTIFUL AND PRACTICAL DOOR CLOSER



Now your doors can actually turn out to be as beautiful as you plan them—with the slim, trim Yale Compact Door Closer.

Ever since doors have been closed mechanically . . . architects and designers have despaired of door closer appearance. Even the best-designed doorway looks sick when a door closer with "Bulkitis\*" is installed.

But now a completely new design — achieved by Yale engineers — makes possible the combination of perfect door control and modern appearance. It's the Yale Compact Door Closer . . . small, graceful, bulge-less . . . but eminently practical.

Architects, designers and building operators who have seen it agree that the Yale Compact Door Closer is the world's most beautiful and practical door closer!

And it costs no more than other door closers with "Bulkitis!"



*Bulkitis*: the ailment which makes most door closers unattractive; symptoms are excess bulk, clumsy bulges

## YALE COMPACT DOOR CLOSER

MORE BEAUTY SMALLER SIZE SMOOTHER ACTION SAME PRICE

36% LESS BULK THAN PREVIOUS MODELS—WITHOUT BULGES

### ROTARY PISTON CHECKING PERMITS COMPACT DESIGN

This is the operating principle that makes possible an equally powerful yet 36% smaller door closer, without bulgy "hips". The operating structure is exclusively Yale's!

The powerful flat ribbon spring, aided by the leverage of the arms, automatically closes the door. The rotary piston, turning on the axis of the shaft against the checking liquid, controls the door throughout the full closing swing. Closing speed is regulated by controlling the flow of liquid through valve ports from the high pressure side to the low pressure side.

Rotary checking means smoother action, less strain, less friction. The checking is a circular stroke, distributing stress evenly, absorbing the motion and eliminating impact. There is no

abrupt side thrust as in rack-and-pinion or crankshaft designs. Strain has been eliminated to the extent that a thin main arm has replaced the usual heavy main arm.

Thorough tests prove that the Yale Compact Door Closer achieves new standards in performance —

- Fully controlled closing
- 2-speed adjustment
- Noiseless operation
- Easy installation
- Easy reversal
- Easy adjustment
- Minimum upkeep
- Leak-proof
- "Seal-cast" shell
- Long life
- Famous Yale workmanship
- Same price

### ARCHITECTS CONGRATULATE YALE & TOWNE

Like movie producers, we held "previews" . . . showing the Yale Compact Door Closer to leading architects, designers, contractors and building managers. Reactions were enthusiastic, and many of the architects said, "This is the door closer we'll specify from now on!"

Here are some typical reactions:

Chicago Architect:

"We'll insist upon it!"

N. Y. Architect:

"This has everything."

Buffalo Contractor:

"A great improvement — when will it be ready?"

Los Angeles Architect:


"We will specify this . . . in preference to all others."

Detroit Chain Store Designer:

" . . . Often wished door closers were better-looking. I like this very much."

# QUALITY CHECKING CHART SHOWS THAT YALE COMPACT DOOR CLOSER SCORES 17 OUT OF 17 IMPORTANT POINTS OF COMPARISON

DOOR CLOSER QUALITY CHECKING CHART														
12 Leading Makes of Closers and —														
CHECK FOR THESE FEATURES	A	B	C	D	E	F	G	H	I	J	K	L	YALE COMPACT DOOR CLOSER	
ATTRACTIVE APPEARANCE	NO	NO	NO	NO	NO	NO	NO	NO	NO	NO	NO	NO	YES	MODERN STYLING, NO BULK OR BULGES
FULL 180° CHECKING ACTION	YES	NO	NO	YES	NO	NO	NO	YES	NO	NO	NO	NO	YES	COMPLETE CONTROL OF CLOSING SWING
PASS FEDERAL SPECIFICATIONS	YES	YES	YES	YES	NO	NO	NO	YES	NO	NO	NO	NO	YES	TYPES 3000, 3001, 3002 AND 3003
APPROVED BY UNDERWRITERS' LABS.	YES	YES	YES	YES	YES	NO	YES	YES	NO	YES	NO	YES	YES	FOR CLASS "A" FIRE-SCREEN DOORS
LEAK-PROOF	NO	NO	NO	NO	NO	NO	NO	NO	NO	NO	NO	NO	YES	NO THREADED JOINTS IN COMPRESSION CHAMBER
SMOOTH, FLEXIBLE POWER	YES	NO	NO	YES	NO	YES	NO	YES	NO	YES	NO	NO	YES	FINEST QUALITY FLAT RIBBON SPRING MEANS LONGER LIFE
LONG-LASTING QUIET OPERATION	NO	NO	NO	NO	NO	NO	NO	NO	NO	NO	NO	NO	YES	SELF-LUBRICATING BRONZE ARM BEARINGS
3 CLOSING ACTIONS	YES	YES	YES	YES	NO	YES	YES	YES	NO	YES	NO	YES	YES	UNIFORM CHECKING, SILENT OR "RELEASE" ACTION AT LATCH
PRECISION CONSTRUCTION	YES	NO	NO	YES	NO	NO	NO	NO	NO	YES	NO	YES	YES	NEW METHODS, HIGHEST STANDARDS, PARTS INTERCHANGE 100%
HIGH NET OPERATING EFFICIENCY	YES	NO	NO	YES	NO	NO	NO	YES	NO	YES	NO	YES	YES	MORE CLOSING POWER, LESS OPENING RESISTANCE
SEEP-PROOF SHELL	YES	NO	NO	NO	YES	NO	NO	NO	NO	YES	NO	YES	YES	CLOSE-GRAINED, NON-POROUS: NO DIRTY BLACK "WHISKERS"
FREEDOM FROM IRREGULAR ACTION DUE TO WORN PARTS	NO	NO	NO	NO	NO	NO	NO	NO	NO	NO	NO	NO	YES	ROTARY PISTON SUPPLANTS RECIPROCAL PISTON
EASY TO INSTALL	YES	YES	YES	YES	YES	NO	YES	YES	NO	YES	YES	YES	YES	PACKED WITH TEMPLATE-DIRECTIONS, ANYONE CAN APPLY
PROTECTED ADJUSTMENT	NO	NO	NO	NO	NO	NO	NO	NO	NO	NO	NO	NO	YES	REMOVING THUMB CAP MAKES VALVE "KEY" TYPE, TAMPER-PROOF
EASILY REVERSIBLE	NO	YES	YES	NO	YES	NO	YES	NO	YES	NO	YES	YES	YES	NO TOOLS NEEDED, ACCURATELY MADE PARTS—"HAND" QUICKLY CHANGED IF NECESSARY
ADAPTABILITY	NO	NO	NO	NO	NO	NO	NO	NO	NO	NO	NO	NO	YES	INTERCHANGEABLE STEEL ATTACHING FOOT, CAN MATCH PREVIOUS DRILLING
STREAMLINED BRACKETS	NO	NO	NO	NO	NO	NO	NO	NO	NO	NO	NO	NO	YES	ATTRACTIVELY STYLED TO MATCH CLOSER, ATTACHING FOOT OMITTED



## Beauty at the Brackets

Soffit and Corner Brackets for opposite-to-hinge-side application are newly designed to match the beauty of the Yale Compact Door Closer. Back plate omitted in bracket installation. Here again, the modern lines and the absence of bulk greatly improve doorway appearance.

**SEND COUPON — NOW — FOR FREE ARCHITECTS' DATA SHEETS AND CATALOG ON YALE COMPACT DOOR CLOSER**

**No Other Door Closer Even Approaches the Yale Compact Door Closer in Beauty, Smoothness and Economy of Operation**

**And You Pay No More for the Yale Compact Door Closer than for Pre-War Models with Bulkitis!**

THE YALE & TOWNE MFG. CO. TRADE **YALE** MARK  
Stamford, Connecticut.

Please send me Free Data Sheets and Catalog on Yale Compact Door Closers.




Name .....

Company .....

Address .....


# THE DOORWAY OF THE FUTURE IS HERE TODAY!

Ugliness Disappears from the "Door Closer Corner"—Here is New Beauty with the Yale Compact Door Closer  
And Building Owners Will Find New Efficiency . . . Longer Door Closer Life!



## NEW EQUIPMENT FOR MORE ACCURATE MANUFACTURING

In order to produce the many mechanical improvements which distinguish this new door closer, Yale & Towne employs the most modern kind of equipment in its foundry and door closer plant — new patterns, lathes, boring machines, automatic grinders, drill presses, gauges, etc.



Shown above is a multiple-spindle machine weighing 26,000 lbs. It produces pistons weighing only 2½ oz., seal-plates weighing 4 oz. — to extremely close tolerances.

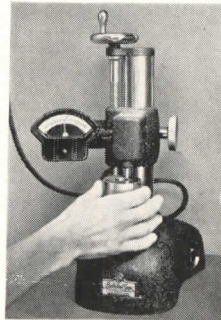
## NEW STANDARDS OF WORKMANSHIP MEAN BETTER DOOR CLOSING

These characteristics of Yale workmanship promise smoother action, much longer life:

**A.** Concentricity of all machining.

**B.** Two or more hair-line precision measurements on shaft, piston, valve block, seal-plate and cylinder.

**C.** Perfect finishing of these parts.



Shown above is an electromagnetic limit gauge of the type used in making airplane engine parts.


## TESTING PROVES VALUE OF IMPROVED DESIGNS

A million opening-and-closing cycles (a lifetime of normal use) — with a force applied sufficient to keep the closer hot — failed to disclose any weakness . . . no leakage and no structural defects.

Hundreds of practical applications in the field have already proved the perfection of the Yale Compact Door Closer.

## HOLD-OPEN DEVICE

Positive holder device (optional at slightly higher price) keeps the door at any predetermined position until released by push or pull. Operates smoothly without danger of breakage and without strain on closer and butts. Hardened steel roller bearing in plunger rolls easily in and out of holding lug. Hold-open position easily adjusted.



## SPECIFICATIONS


No.	Types of Doors	Max. Size of Doors
91	Ordinary screen doors Light interior doors	1½" x 2'6" x 6'6"
92	Heavy screen doors Light interior doors Closet doors	1¾" x 3'0" x 7'0" 1¾" x 2'8" x 7'0" 1¾" x 2'8" x 7'0"
93	Light exterior doors Corridor or office doors, either wood or metal	1¾" x 2'6" x 7'0" 1¾" x 3'4" x 7'0"
94	Ordinary exterior doors Heavy interior doors, either wood or metal	2¼" x 3'0" x 7'6" 2¼" x 4'0" x 7'6"
95	Heavy exterior doors Heavy interior doors subject to strong drafts	3" x 3'6" x 7'6"

*Finishes:* Standard finish is Brown Lacquer. Gold or Silver Bronze, Dead Black, or Prime Coat for painting, to special order at no extra charge. Plated and special sprayed finishes available at slightly higher prices.


Printed in U. S. A.

**YALE COMPACT DOOR CLOSER**  
**THE YALE & TOWNE MANUFACTURING COMPANY, Stamford, Conn.**


*Makers of the Famous Yale Line of Locks and Hardware*




Sears Roebuck & Co. Warehouse, Dallas, Texas. Archt.—Engr.—George L. Dahl; Gen. Contr.—G. C. Dolph Construction Co.



Oak Street Dormitory, North Texas State Teachers College, Denton, Texas. Archt.—Engr.—George L. Dahl; Gen. Contr.—Robert E. McKee.



Bruce Hall, North Texas State Teachers College, Denton, Texas. Archt.—Engr.—George L. Dahl; Gen. Contr.—J. W. Bateson Co.



Binion Hall, East Texas State Teachers College, Commerce, Texas. Archt.—Engr. George L. Dahl; Gen. Contr.—Homer A. Parks Const. Co.

## Cement Dispersion Denotes Quality

In These Outstanding Texas Projects  
by *George L. Dahl, Architect*

- **POZZOLITH** ... produces concrete of ideal placeability, minimized segregation, great watertightness, economy.
- **OMICRON MORTARPROOFING** ... checks mortar shrinkage cracks, helping assure watertight brickwork.
- **MASTERPLATE (Colored)** ... provides durable concrete floors of uniform color, minimum maintenance cost.

*Write for literature and complete information on these cement dispersion products.*

*the*

**MASTER**



**BUILDERS**

*Co*

CLEVELAND 3, OHIO

TORONTO, ONTARIO


# What keeps the walrus feeling swell can keep your clients happy, too!



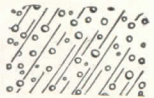
Over 90 years of successful roofing experience has demonstrated the sound value of the gravel or slag wearing surface for built-up roof construction.



1. It holds in place the heavy poured (not mopped) top coat of coal-tar pitch which provides an extra thick waterproof covering.



2. It provides protection against the sun's actinic rays which otherwise dry out the valuable oils in roofing bitumens.



3. It protects the roof against mechanical damage, hail and wind, wear and tear.



4. It interposes a fireproof surfacing material between the building and flying embers—makes a roof that carries Fire Underwriters' Class A Rating.

The ice-capped Arctic seas appeal to Mr. Walrus—he'd rather be there than anywhere! Because good old Nature has given him a thick, tough hide as protection against the elements.

Like the walrus, the Barrett Specification\* roof has extra protection—an *armored wearing surface*.

Built up of alternate layers of coal-tar pitch and felt, topped by a thick *pouring* of pitch to *anchor* the gravel or slag wearing surface, Barrett Specification roofs are the toughest, longest-lasting, built-up roofs made!

Remember these facts when you write your building specifications. Protect your buildings with Barrett Specification coal-tar pitch and felt, applied by Barrett Approved Roofers according to Barrett application methods, and you've provided your client with lasting freedom from roof troubles. Barrett Specification roofs are so reliable that they can be bonded against repair and maintenance expense for as long as 20 years.



\*Reg. U. S. Pat. Off.

## THE BARRETT DIVISION

Allied Chemical & Dye Corporation  
40 Rector Street, New York 6, N. Y.

2800 So. Sacramento Avenue Chicago 23, Ill. Birmingham Alabama

36th Street & Gray's Ferry Road Philadelphia 46, Pa.

In Canada: The Barrett Company, Ltd.,  
5551 St. Hubert Street, Montreal, Que.

*Save Time AND Money!*



**INSTANT CLEANING!  
INSTANT STARTING!  
INSTANT RELAMPING!**

*with*

**Guth**

**FLOATING-HINGE ARISTOLITES**

*and Quicklitter Ballasts*



The amazing new GUTH Floating-Hinge Aristolite makes cleaning a pleasure instead of a chore! An easy, quick nudge on the glass panels (right from the floor, with the simple GUTH Gripper-Duster Tool!) and the panels literally "float" free—hanging at the side, out of the workman's way! No time-wasting, dangerous maintenance tricks. It's all as simple as ABC.

GUTH Floating-Hinge Aristolites give

open fixture cleanliness with glass panel diffusion and beauty—plus tremendous savings in time and work.

Add to these advantages the Quicklitter Ballast. It gives light at the flick of the switch—starterless operation—simplified relamping! The combination makes one of the best looking, best operating—most economical Fixtures ever made!

Write today for full details.




**THE EDWIN F. GUTH CO.  
ST. LOUIS**

**Guth**

*Leaders in Lighting  
Since 1902*


# Planning a 2, 3 or 4 story building?



## The elevator that's PUSHED UP offers these special advantages

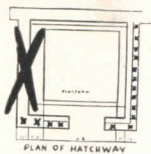
### YOU SIMPLIFY CONSTRUCTION AND CUT BUILDING COSTS

#### Leave off the penthouse




Penthouses interfere with modern, streamlined designs. The Oildraulic Elevator requires no penthouse because it's **pushed up** from below by a powerful hydraulic jack ... **not pulled** from above.

#### Lighten shaftway structure



No need for heavy, load-bearing supporting columns to carry the elevator and its load. Strongest possible support is given by the Oildraulic jack with its casing imbedded in the earth.

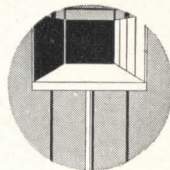
#### Cross off the machine room



Another economy and simplification is elimination of the special machine room. The compact power unit for an Oildraulic Elevator can be located in any convenient space and on any floor.

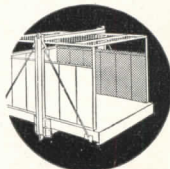
### YOU GIVE OWNERS EXCEPTIONAL ELEVATOR SERVICE

#### Economical Oildraulic operation



This modern elevator reduces load lifting to simplest fundamentals. Car rises as oil is electrically pumped into hydraulic jack or jacks. Descent by gravity. Less power required. More economical.

#### Rugged Car Construction



Oildraulic Elevators are built to take hard wear. Construction is heavy-duty, with strongly reinforced sling and platform. Owners say they give the lowest cost service of any elevator.

#### Smooth, Accurate Landings



Guided by the highly efficient "Oildraulic Controller," this elevator operates smoothly and stops at floor landings with accuracy. Very important where loading and unloading is by power vehicle.

**Data for architects**

ROTARY LIFT CO.  
1005 Kentucky, Memphis 2, Tenn.  
Send complete information and Architects' Preliminary Layout Data to:

Name.....  
Address.....  
City & State.....




\*Reg. U. S. Pat. Ofc.

**Rotary\***  
**OILDRAULIC\* ELEVATORS**  
The Elevator That's PUSHED Up



**PRESSURE BONDED  
TESTED**



**RIPPLE FIN** construction  
means greater blast coil efficiency

Ripple Fin coils prove their ability to "take it" right from the start through McQuay's unique method of construction. The 3,000 lbs./sq. inch hydrostatic pressure that expands tubes permanently into fins also provides a rigid test of material strength.

Hydraulic expansion methods of coil construction, pioneered by McQuay, assure positive contact between primary and secondary surfaces under all operating temperatures. Wide fin collars increase area of heat transfer. Spun collar surfaces give extra high quality of contact... actually put

more metal on metal for real heat transfer efficiency.

Ripple Fin coils feature elliptical copper headers to compensate for unequal expansion during the warm-up period, copper tubes and aluminum fins for fast heat—lighter weight, continuous plate type construction for a rigid, vibration free core.

McQuay blast coils are available in practically limitless combinations to fit your application. Consult the McQuay representative in your area or write, McQuay Inc. 1605 Broadway Street Northeast, Minneapolis 13, Minnesota.





STEAM BLAST COIL

**McQuay** INC.

Heating • Air Conditioning • Commercial Refrigeration






  
*Prescription for Perfection*

**I**nteriors that meet the most rigid requirements for sanitation, yet retain the warmth and cheerfulness that benefit patients and staff alike . . . that's the prescription for perfection in hospital interiors. Planning interiors that perform this double-duty service is easy—just specify Marlite plastic-finished

wall and ceiling panels. Wherever sanitary, colorful interiors are needed . . . plan now on modern, hygienic Marlite. Wide range of colors and patterns plus unusual flexibility of material give full freedom to your architectural ingenuity. Although production has reached an all-time high, the tremendous demand for Marlite makes it necessary to continue to allocate deliveries for the present.

MARSH WALL PRODUCTS, Inc.  
 1005 Main Street,  
 DOVER, OHIO




  
REG. U. S. PAT. OFF.  
**PLASTIC-FINISHED**  
**WALL PANELS**  
 FOR CREATING BEAUTIFUL INTERIORS



## This switch says plenty by keeping silent

Shhh! Here's silence that's really golden—for you. Quieter than the drop of a pin (you can hear *that*), yet the G-E Silent Switch's very lack of noise is one of the loudest-talking salesmen you can have on the job.

Think a minute. What builds your customers' confidence in you? It's your reputation and the quality of work you do, of course. But did you ever stop to consider how important, too, is the reputation and performance of the wiring you specify?

That's where G-E Silent Switches come in, and all the other products in the full line of G-E wiring devices. They are the *visible evidence of quality* on every job. Their name signifies long life and reliable service to every user. Why not specify General Electric throughout, and let that big name go to work for you?

WIRING DEVICES by  
**GENERAL  ELECTRIC**  
 say "G.E." and he'll agree

## Wiring Briefs from your G-E Distributors

Are you familiar with the great variety of products in General Electric's full line of wiring devices? Do you know the interesting features that help to make them easy to use and safe to specify? Keep an eye on this column, and you may discover a lot of useful facts and information. We'll keep dishing them out for you.

Now, the entire Watch Dog\* line of starters meets a new, high-temperature rating. Maximum recommended operating temperature has been increased from 140 F to 160 F. This is important in installations that are enclosed, or that are subject to high ambient temperatures.



Whether you already include fluorescent lighting in your plans, or just want more information for your files, you need this new folder on "G-E Fluorescent Accessories." It shows you—and your clients—what products G.E. is making, and how they can be used to advantage. Tells about Watch Dog\* and standard starters; Slimline, Circline, and Twin Turret lampholders; and fluorescent starters and switches. Ask us for a supply today.



A certain well-known soap has nothing on those boys in G.E.'s "fuse factory." Do you know that the zinc used in General Electric fuse links has to be 99.98 per cent pure by laboratory test? Good point to remember when you specify fuses for that next job.

If you want additional information on these or other G-E Wiring Devices, ask us—your G.E. Merchandise Distributor—or write to Section D52-105, Appliance and Merchandise Dept., General Electric Co., Bridgeport 2, Conn.

\*Trade-mark Reg. U.S. Pat. Off.


# Decorate for Lasting Beauty

## WITH PATTERNED GLASS

You can add never-fading sparkle . . . gain greater light diffusion . . . with Blue Ridge *Patterned* Glass.


This versatile medium is both a building material and a decorative tool. Even when used primarily for functional purposes, *Patterned* Glass adds lasting beauty to offices, homes, public buildings of all types. Because it obscures views, yet transmits light, decorative glass is ideal for walls, partitions, fixed or movable screens. For complete privacy, it may be *Satinol*-finished.

Over 20 linear, square or all-over patterns give you wide choice in creating distinctive effects. Your nearby L·O·F Glass Distributor will be glad to work with you. Write for our *Patterned Glass Modernization Book*. Blue Ridge Sales Division, Libbey · Owens · Ford Glass Company, 2107A Nicholas Building, Toledo 3, Ohio.



Double screen admits light to reception room, keeps drafting room completely private. Architectural offices of Raymond and Rado, New York.


Light filters through *Satinol Louvrex* into reception room at West Coast Offices of Street & Smith Publications, designed by Alyne Whalen, Beverly Hills.



### **BLUE RIDGE *Patterned* GLASS**



FOR SOFT, DIFFUSED LIGHT • SMART DECORATION • COMPLETE PRIVACY




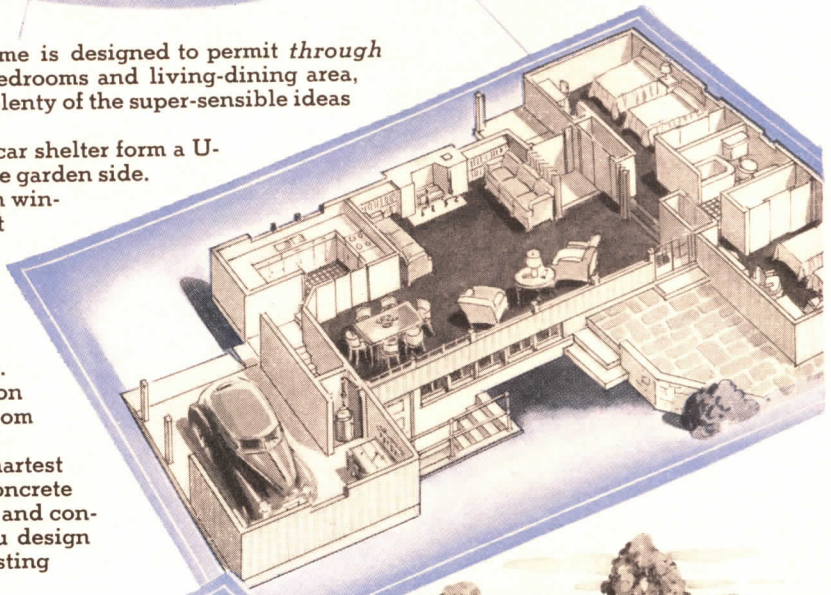
FOR *Breezy* LIVING!..

Below, interior view showing the arrangement that makes this little home livable as well as lovely!

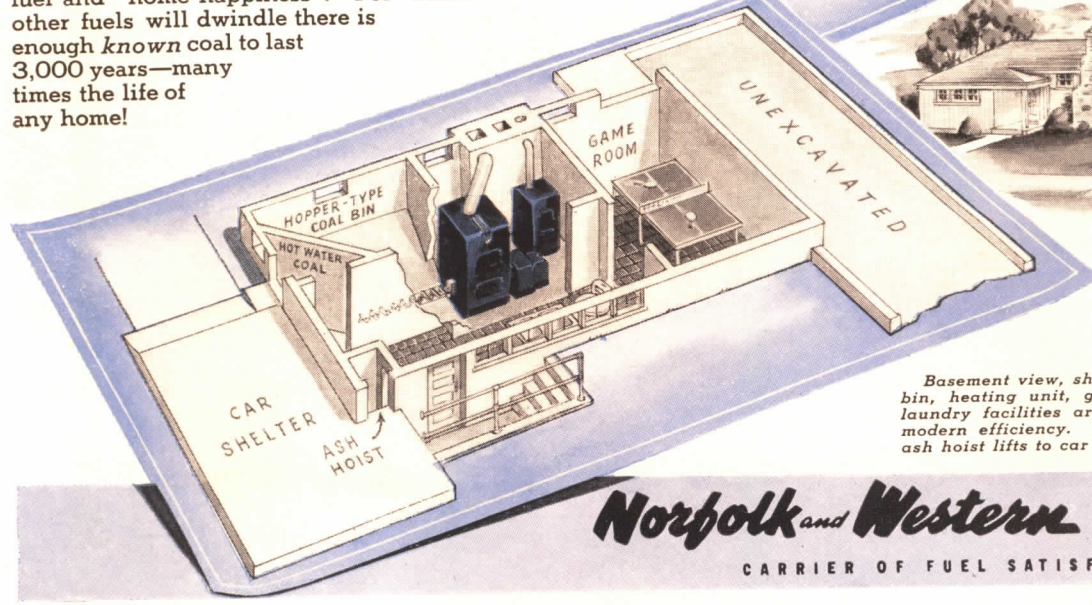
This smart five-room, single-floor plan home is designed to permit *through* ventilation of all areas, to spill sunlight into bedrooms and living-dining area, and to afford maximum privacy — all this plus plenty of the super-sensible ideas required for modern, breezy living!

In this little home, the master bedroom and car shelter form a U-shaped "sun pocket" ideal for patio-living on the garden side. Living room windows are nine feet and bedroom windows are six feet above ground, allowing perfect view from inside and complete privacy from outside. Every nook and corner of the house is planned for perfect ventilation. In the modern manner, the living area, featuring a fireplace nook, is combined with a dining area easily accessible from the bright kitchen. The basement, requiring only partial excavation of the floor area, is smartly designed for game room and laundry facilities.

And in the basement is featured one of the smartest ideas of all . . . the design for coal heat, with concrete hopper-type coal bin, bin-fed automatic stoker, and convenient, easy-to-operate ash hoist! When you design for coal, you're helping your client insure for lasting fuel and "home happiness"! For while other fuels will dwindle there is enough *known* coal to last 3,000 years—many times the life of any home!



View showing the house's clean-cut, attractive front.



Basement view, showing how coal bin, heating unit, game room and laundry facilities are arranged for modern efficiency. The convenient ash hoist lifts to car shelter level.

**Norfolk and Western Railway**  
CARRIER OF FUEL SATISFACTION

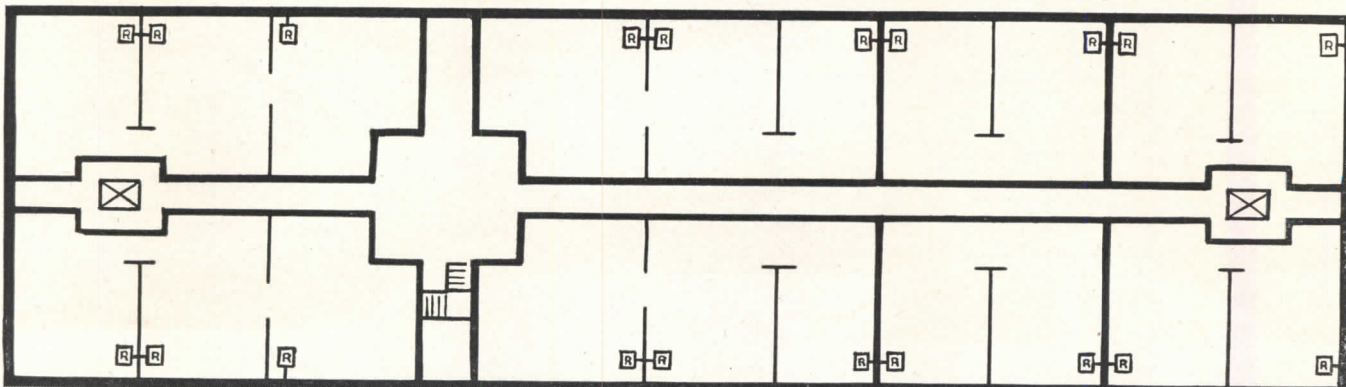
# H & H

# Multicoupler Antenna System


## Improved ALL-WAVE

• Frequency Modulation (FM)

• Standard Broadcast • Short Wave



## 1 Aerial for Plurality of Radio Sets



No. 3120

### 2 Gang Unit

#### 1 Radio and 2 Power

**Outlets** Complete,—consisting of Two Gang Multicoupler Unit, 2 Gang Cover with Divider Plate, No. 1913 Duplex Convenience Outlet, No. 2149 Radio Outlet, GH Cap, Multicoupler, 2 Gang .040" Brass Plate . . . Use standard 4" square box (not included).



No. 3124

### 1 Gang Unit

#### Radio Outlet Only

Complete,—consisting of Single Radio Outlet Multicoupler, No. 2149 Radio Outlet, GH Cap, Multicoupler, 1 Gang .040" Brass Plate . . . Standard switch or outlet box can be used (box not included).

Up to 20 radio outlets may be serviced from *one* antenna where this multiple receiving system is installed. The system brings to each radio set complete "freedom of the air" in getting any desired broadcast, regardless of what programs other sets may be tuned to at the same time. It brings in FM, standard broadcast and short waves with maximum of volume and minimum interference.

Multicoupler-Antenna System is not only the *most adaptable* to the whole range of radio conditions; it's the least expensive and most easily installed of any multiple receiving system. For apartment houses, private homes or hotels, hospitals and dormitories, this system economically *completes* your up-to-date radio facilities.

DISTRIBUTED THROUGH ELECTRICAL WHOLESALERS

HART & HEGEMAN DIVISION

THE ARROW-HART & HEGEMAN ELECTRIC COMPANY, HARTFORD 1, CONN., U.S.A.



## 2 Ways **RED LEAD** NEUTRALIZES ACIDS ...Retards Rusting

Those responsible for making metal last have long accepted Red Lead as the "standard" metal protective paint.

Now scientific research discloses sound reasons why Red Lead gives plus protection. For example, one important factor is Red Lead's ability to counteract the acid conditions which accelerate rusting.

Red Lead accomplishes this in two ways.

**1. Red Lead Counteracts Environmental Acids:** The uses to which structural steel is put normally expose it to acid environments. For one thing, it is usually subjected to the attacks of industrial gases and smoke. Certain of these, in contact with moisture, produce acid-forming compounds that speed up rusting. Then, too, pollution of waterways also results in acidity. Red Lead effectively neutralizes

all such acids, and thus counteracts their rust-accelerating effect.

**2. Red Lead Controls Inherent Acids:** Many paint vehicles, such as linseed oil, synthetic resin varnishes and other commonly used types, *themselves* produce organic acids during the natural process of ageing. Many of these inherent acids, too, hasten corrosion. However, when Red Lead is the pigment in a metal protective paint, this rust-causing acidity is kept in check. Thus, a "controlled" acid level is maintained in the paint film. This is a singular property of Red Lead and contributes greatly to its film flexibility, impermeability and long life.

Remember that Red Lead is compatible with practically all vehicles commonly used in metal protective paints, including many of the fast-drying resin types.

Specify **RED LEAD** for ALL Metal Protective Paints

The rust-resistant properties of Red Lead are so pronounced that it improves any metal protective paint. So, no matter what price you pay, you'll get a better paint if it contains Red Lead.


\* \* \*

*The benefit of our extensive experience with metal protective paints for both underwater and atmospheric use is available through our technical staff.*

**NATIONAL LEAD COMPANY:** New York 6; Buffalo 3; Chicago 8; Cincinnati 3; Cleveland 13; St. Louis 1; San Francisco 10; Boston 6, (National Lead Co. of Mass.); Philadelphia 7, (John T. Lewis & Bros. Co.); Pittsburgh 30, (National Lead Co. of Pa.); Charleston 25, W. Va., (Evans Lead Division).




**DUTCH BOY**  
Reg. U. S. Pat. Off.  
**RED LEAD**



**Insulux** partition provides privacy in reception room of Walter Dorwin Teague's Los Angeles office—adds daylight and more spacious appearance.



→  
Walter Dorwin Teague, eminent Industrial Designer's Los Angeles office utilizes Insulux Glass Block in a floor-to-ceiling partition to highlight office entrance.



OWENS-ILLINOIS  
**INSULUX**  
GLASS BLOCK

*Insulux Glass Block is a functional building material, designed to do many things other materials cannot do. It is available in three sizes, many functional and attractive face patterns. Investigate!*

## Open the door to better lighting

**L**ET outside light in, yet maintain business office privacy . . . that's one of the many problems architects are solving with Insulux Glass Block.

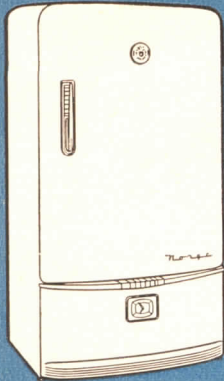
Ideally suited for residences, apartments and industrial buildings, Insulux Glass Block is easily installed. When construction is completed, panels are permanent, high in insulating qualities and easy to clean. There's nothing to rot, rust or corrode.

In keeping with modern design trends Insulux relieves dark and gloomy spots and allows a new flexibility and originality in planning.


For complete technical data, specifications and installation details, see the "Glass" Section of Sweet's Architectural Catalog, or write Dept. D-10, Owens-Illinois Glass Company, Insulux Products Division, Toledo 1, Ohio.




RECOMMEND . . . OR INSTALL! . . . THE BEST OF ALL




REFRIGERATORS



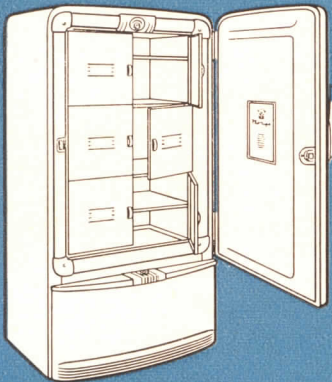
ELECTRIC RANGES




HOME HEATERS



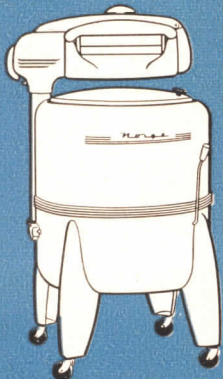
ELECTRIC  
WATER HEATERS



HOME AND FARM FREEZERS



GAS RANGES



WASHERS

Only **NORGE**  
Supplies all these  
"Seven Services"  
for Satisfaction  
of Architects'  
and Builders'  
clients

SEE  
**NORGE**  
BEFORE YOU BUY

Norge Division, Borg-Warner Corp.  
Detroit 26, Michigan



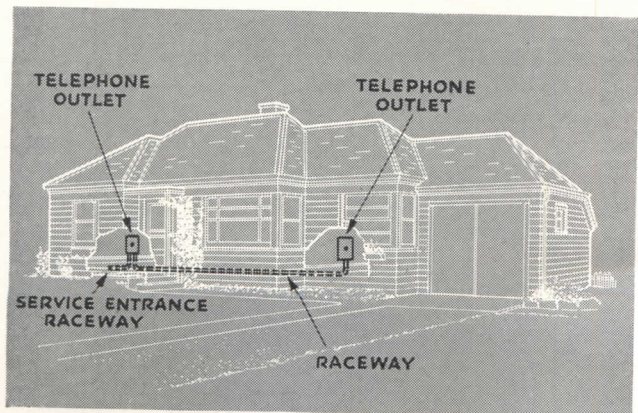
*Bertram Weber, Architect*

## THIS SPICK-AND-SPAN MODERN HAS A RACEWAY FOR TELEPHONE WIRES

Conveniences are important in small homes as well as large. Certainly a raceway for concealing telephone wires belongs in every plan.

The builder can easily install telephone raceways while construction is going on. A few pieces of pipe or electrical tubing are often enough to provide a clear passage for telephone wires through outside and interior walls to convenient telephone outlet locations.

Your Bell Telephone Company will be glad to help you plan modern telephone arrangements for small as well as large homes. Just call your Telephone Business Office and ask for "Architects and Builders Service."



**BELL TELEPHONE SYSTEM**




**LATEST ADDITION TO A DISTINGUISHED FAMILY**

# **A NEW LINE**

**of NATIONAL Residential STEEL BOILERS!**

Designed specifically for homes, smaller apartments and small commercial installations. National Residential Steel Boilers are available in 13 sizes ranging in rating from 275 to 3,000 square feet of steam radiation.

This new line of National Residential Steel Boilers embodies the most modern engineering practice for design and production of boilers for mechanical firing. Here are a few of the reasons why you'll be proud to specify "National"—



- ✓ **FAST, DEPENDABLE HEATING** with multi-tube construction that more effectively brings hot gases and water in contact with heating surfaces.
- ✓ **FUEL ECONOMY**—through the use of modern engineering design—turbulator tube baffles and more generous insulation of jacket and doors.
- ✓ **LOW INSTALLATION COST**—boiler and platework are factory-assembled as a unit. Easy handling through small doorways eliminates costly building changes.
- ✓ **LONG, TROUBLE-FREE LIFE** is assured through high-grade flange quality steel construction and genuine Electrunit tubes. Design and construction meet all requirements of the Steel Boiler Institute Testing and Rating Code, and the American Society of Mechanical Engineers' Boiler Construction Code. All boilers are inspected during construction by a representative of The Hartford Steam Boiler Inspection and Insurance Company. These features add up to a quality product. Specify nothing less! Many makes of boilers do not meet these requirements.
- ✓ **DOMESTIC HOT WATER SUPPLY**—year 'round, is available with storage or tankless heaters covering a wide range of capacities to meet requirements of homes, smaller apartments and small commercial installations.
- ✓ **SMART STYLING** with a handsome flame-red jacket and contrasting crinkle-cast black platework.

Contact your nearest Heating Contractor, your NRC heating sales branch or write to The National Radiator Company, 221 Central Avenue, Johnstown, Pennsylvania, for full product information.



**The NATIONAL RADIATOR Company**

**JOHNSTOWN, PENNSYLVANIA**

# 4 WAYS TO SOLVE THIS STORE FRONT PROBLEM



**Out-of-Date Appearance  
Poor Display Facilities  
Inadequate Identification**

**These 4 designs from the same floor plan show how Kawneer's wide variety of materials offers unequaled flexibility in designing**



**1** All four of these stores feature an inviting vestibule, a Kawneer Full-Vision Door, and a row of shadow-boxes which direct eyes and feet inside. The clean-lined design below uses aluminum Zourite to face the ceiling above the show window.


**2**

The above store has the unified appearance and display value of a big framed shadow-box. This effect has been gained by framing the top and sides of the front with the same stock convex member. The right wall has been covered with Zourite.

**TAILORED GAL**



*These four stores were designed by Ketchum, Ginó, and Sharp, Architects, New York City*



3

Here the dramatic appeal of a theatre stage sets off the mannequins. The reeded shape which covers the awning box is repeated as sign backing. The member which faces the bulkhead was used as an awning box cover in Design No. One.

4

By lowering the ceiling above the show window and by covering the entire sign area with Zourite, this design puts strong emphasis on the front's advertising power. The awning hood acts as a ledge for the sign and further stresses the shop's name.

## YOU GAIN NEW FREEDOM IN DESIGNING WITH KAWNEER STORE FRONT MATERIALS

Modern store designing is a challenge for new ideas—and Kawneer materials make these ideas practical by offering a complete range in members and assemblies which answer every store front requirement.

Each of the four store fronts above does an outstanding selling job. Each attracts customers, shows them merchandise, and then pulls them inside to buy.

Yet different interpretations of the problem and the varied use of Kawneer metals result in four unique designs.

With Kawneer materials you can make full use of floor-to-ceiling lights of glass, flush glazing, full vision doors, and many other striking elements of modern design. You can create a limitless variety of store fronts

because these materials have been styled and engineered to meet the demands of contemporary architecture.

Write for the booklets which detail, describe and picture the K-47 line, Zourite, and Kawneer entrances. Send requests to The Kawneer Company, 771 N. Front St., Niles, Mich. Factories are located at the above address and at 903 Dwight Way, Berkeley, California.

**Kawneer**  
SALES-BUILDING  
STORE-FRONTS

# 608 New Apartments


**IN THE ELLIOT HOUSING PROJECT**

**PROTECTED WITH**


*Truscon  
Metal Lath*

Large quantities of Truscon Diamond Metal Lath, in conjunction with Truscon  $\frac{3}{4}$ " Channels and Tie Wire, were used for the 2" solid metal lath and plaster partitions for this project. These Truscon steel building materials served several important functions: (1) They permitted the quick, low-cost coverage of large areas with smooth, flat lath; (2) they met strict fire-proofing requirements; and (3) they helped attain a high quality of plastered job, and will protect the fine appearance of the walls and ceilings for a great many years.

Truscon Diamond Lath has more openings in a given area, with a proportionate increase in the area of steel. The increased proportion of steel gives the sheets great rigidity. They are easily handled and quickly erected, and less time is taken in applying the scratch coat and truing up the wall than with ordinary diamond lath. The larger number of openings permits the formation of more keys to give efficient bonding of the plaster to the lath. Write for catalog on Truscon Metal Lath and Accessories.



Illustrating the straight, true plastered walls secured with Truscon Metal Lath Products.



Truscon Cold Rolled Channels are straight and true, with square corners that prevent rolling.



Truscon Diamond Metal Lath Used in Elliot Housing Project, New York City.

**TRUSCON STEEL COMPANY**

YOUNGSTOWN 1, OHIO • Subsidiary of Republic Steel Corporation

Manufacturers of a Complete Line of Residential Double Hung Windows . . . Residential Casements . . . Security and Basement Windows . . . Screens and Storm Sash . . . Metal Lath Products . . . Industrial Steel Doors . . . Coal Chute Doors . . . Steel Lintels . . . Concrete Bars . . . Welded Steel Fabric.

NATIONAL  
ELECTRIC

# FLEXSTEEL

FLEXIBLE  
STEEL CONDUIT


available for  
immediate shipment

An inexpensive conduit system for the finest types of construction. Use it in locations not subject to dampness, acids, fumes, oil or gasoline.

Your National Electric Wholesaler sells FLEXSTEEL flexible steel conduit.



National Electric Products Corporation  
Pittsburgh 30, Pa.




### DO YOU KNOW?

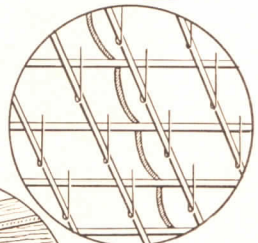
—that leading machine-tool and apparatus manufacturers use N.E. Flexsteel for its strength and flexibility to protect motor leads and machine wiring.

NEW N. E. STAMPED-STEEL  
CONNECTOR


NO SPECIAL TOOLS  
NO WASTE  
QUICKLY INSTALLED



↑  
FACTORIES  
AND MILLS

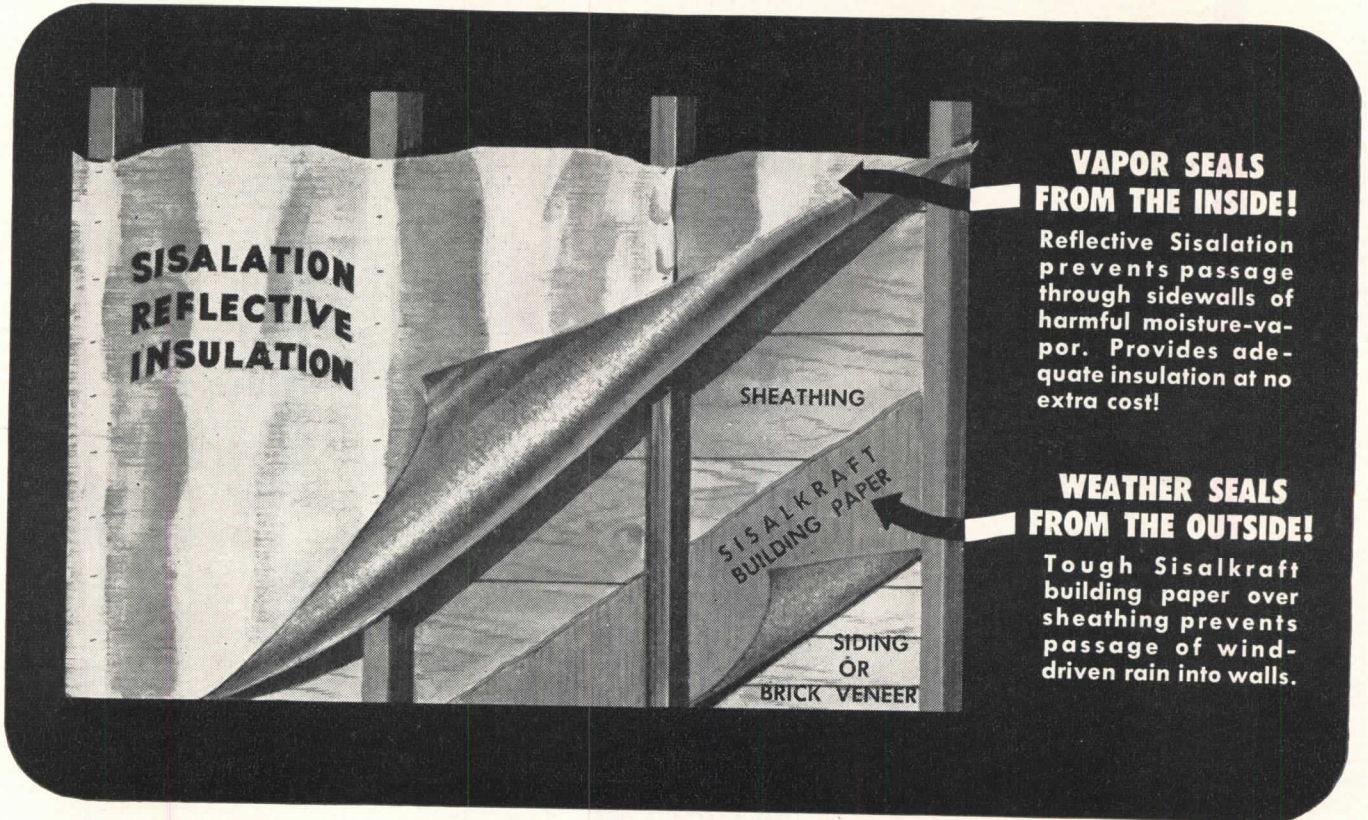


↑  
COMMERCIAL BUILDINGS,  
STORE ROOMS AND  
PUBLIC BUILDINGS



↑  
HOUSING

This Improved Construction Assures a Permanent  
**DRY WALL**  
 at Minimum Material and Labor Cost!



**VAPOR SEALS FROM THE INSIDE!**

Reflective Sisalation prevents passage through sidewalls of harmful moisture-vapor. Provides adequate insulation at no extra cost!

**WEATHER SEALS FROM THE OUTSIDE!**

Tough Sisalkraft building paper over sheathing prevents passage of wind-driven rain into walls.

*See for Yourself:* New wall construction, utilizing the prime features of Sisalkraft and Sisalation, now enables you to stop the passage of harmful moisture into walls easily and economically. This simple method provides a permanent dry wall in homes PLUS all the advantages of adequate insulation at no extra cost!

*Write today for further information about these two products.*

**The SISALKRAFT Co., Dept. AR, 205 W. Wacker Drive, Chicago, Ill.**





# LARGEST OFFICE BUILDING *In New England*

## HAS **Q** -FLOORS

Back this up by the fact that the largest office building in Canada, the largest in the South and the largest all-metal commercial group in the world also have Q-Floors.

This is why:

Q-Floors save an enormous amount of draft-

ing room changes. The steel cells of Q-Floor are crossed over by headers carrying wires for telephone, power and every type of electrical service. An electrician can drill a hole in any six-inch area of the exposed floor and—a matter of minutes—establish an outlet, without trenches, fuss or muss.

This means that outlets and partitions need not be located until the building is occupied. Floor layouts are permanently flexible.

On the construction side, Q-Floor enables you to quote pre-known costs. Q-Floor is steel and reduces to a minimum the variable elements of construction in the field. It comes to the job pre-cut and two men can lay 32 sq. ft. in 30 seconds. This speed reduces building time 20 to 30%. It is dry, clean, noncombustible, free from forms and shoring. Construction time as well as cost is more nearly predictable.

Many of the prevalent griefs of construction are eased with Q-Floor and all the grief of predetermining electrical outlets is eliminated. You can see Q-Floor fittings at any General Electric construction materials distributor's. For literature please write:

John Hancock Mutual Life Ins. Co.  
Boston, Mass.

Cram & Ferguson—Architects-Engineers  
Turner Construction Co.—Contractor

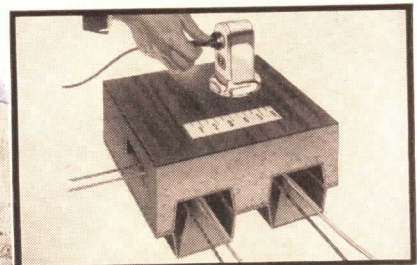


### H. H. ROBERTSON COMPANY


2404 Farmers  
Bank Building,  
Pittsburgh 22,  
Pennsylvania



Offices in 50  
Principal Cities  
World-Wide  
Building Service



THIS IS 1 SQ. FT. OF Q-FLOOR



*Fifth of a Series: The Oxford Bathroom*


# Crane Styling wins clients

Few things are more certain to win your client's approval than a Crane bathroom in your plans. For Crane is far and away the best known name in plumbing.

The Oxford Bathroom Group, priced for homes in the middle brackets, is only one of a broad new line that includes a style for any taste, at a price for any budget. Each group features the new *Dial-ese* faucets that open at a finger's touch, and close firmly with the aid of water pressure.

For the kitchen, too, Crane offers *Dial-ese* in a wide selection of sinks. And for home heating, Crane supplies the right boiler or furnace for any type of fuel—plus radiators, piping, and all necessary controls.


You'll find the Crane line described in your copy of "Crane Service for Architects." See your Crane Branch if you are without one.



Approx. Size: 11' x 7'

Above is the floor plan of the Oxford Bathroom, the near wall providing space for a dressing table as shown, or for an additional lavatory. Of course, the Oxford Group fits smaller bathrooms, too, as suggested below.

Approx. Size: 8' x 6'



Approx. Size: 5' 6" x 5'



# CRANE

NATION-WIDE SERVICE THROUGH BRANCHES, WHOLESALERS, PLUMBING AND HEATING CONTRACTORS

CRANE CO., GENERAL OFFICES:  
836 S. MICHIGAN AVE., CHICAGO 5  
VALVES • FITTINGS • PIPE  
PLUMBING AND HEATING

# Rolling Steel

# DOORS



*Manually • Mechanically • Power Operated*

No matter whether it is a wide garage opening, requiring two doors with a removable post, large openings in an industrial plant, or a warehouse with many openings, vertically operating Rolling Steel Doors are more satisfactory, provide greater protection, and are more economical over a period of time. In Mahon Rolling Steel Doors you will find the latest developments in doors of this type . . . more compact operators, and other features very desirable from a standpoint of operation and general utility. See Mahon Insert in Sweet's File for complete information, specifications and installation details, or call in a Mahon representative.

## THE R. C. MAHON COMPANY


Detroit 11, Michigan • Western Sales Division, Chicago 4, Illinois  
Representatives in All Principal Cities

Manufacturers of Rolling Steel Doors, Shutters and Grilles, and Mahon Steel Deck for Roofs, Sidewalls, Partitions, Acoustical Ceilings, Permanent Floor Forms and Oversize Doors.



ROLLING STEEL DOORS, SHUTTERS AND GRILLES TO MEET EVERY REQUIREMENT

# MAHON





## How to get **MORE SPACE** for **LESS MONEY!**

**W**HEN you can use the *most economical* fireproof partition known, and still get about 7% more working space, that's news! But that's what Architect James Kideney did when he designed the new Children's Aid Building in Buffalo, N. Y.

Mr. Kideney saved space and money by specifying the famous Gold Bond 2-inch solid partition with the patented flush type metal base. These sturdy crack-resistant metal lath and gypsum partitions also mean less weight and faster construction. They have earned an official sound reduction rating of 37 decibels, which is comparable to other conventional types of partitions.

For additional sound control *inside* each office, Mr. Kideney specified Gold Bond Macoustic ceilings. Macoustic ceilings combine a comparatively smooth monolithic finish with unusually high sound absorption—.50 at 512 frequency. A gypsum-base product, Macoustic is fireproof, and absolutely permanent. No special tools or specially trained applicators are required. You'll find Gold Bond partitions systems and sound control products described in detail in our section of Sweet's, or write:

**NATIONAL GYPSUM COMPANY**  
BUFFALO 2, N. Y.



**You'll build or  
remodel better with  
Gold Bond**

*Over 150 Gold Bond Products including gypsum lath, plaster, lime, wallboards, gypsum sheathing, rock wool insulation, metal lath products and partition systems, wall paint and acoustical materials.*

# When your plans include an ORGAN INSTALLATION...

You'll find this Reference Manual most helpful and informative. A copy is yours for the asking!

A 16-page brochure covering features you must look for in any organ you specify: organ nomenclature; American Guild of Organists' playing specifications; relationship of tone, space and cost, acoustics, pipe organ vs. electronic organ; essential and auxiliary equipment; installation requirements and techniques.



**SPACE SAVED**  
by the

**WURLITZER ORGAN**

*Series 20 Two-Manual*

can be used for a larger, better  
equipped church

● If you compare the 600 to 11,500 cubic feet that are generally necessary to house a pipe organ, to the 98 cubic feet required for a Wurlitzer Organ, it immediately becomes apparent that here is a saving of space that can be utilized for many additional facilities. In churches, for instance, this space-saving factor can be interpreted in terms of increased seating capacity, a Pastor's study, a Sunday school room, recreation center or kitchen...all desirable features...made possible through the space and money saved by a Wurlitzer Organ installation.

When you specify a compact Wurlitzer Organ you eliminate space-consuming blowers, organ chambers, huge pipes and relay rooms without sacrificing traditional organ music.

To achieve this valuable saving of space, the classically beautiful Wurlitzer Organ has added electronic selection, modification and amplification of tone to principles that are the basis of true pipe organ tone production.

Architects, everywhere, are finding that by specifying a Wurlitzer Organ, they can include many extra facilities at little or no increase in the original building cost and, hence, get faster acceptance of their plans.

consider these Extra Facilities then specify  
with confidence the Wurlitzer Organ



additional pews



pastors study



kitchen



nursery

THE RUDOLPH WURLITZER CO.  
N. Tonawanda N. Y., Dept. AR10.

Gentlemen:

Please send me, without obligation, your 16-page Reference Manual... "Important Facts On Organs And Their Installation."

Name .....

Company .....

Address .....

City..... Zone..... State.....

*The Name* **HOPE'S** *Guarantees*  
**1818 WINDOWS 1947**



*Hartford Hospital, Hartford, Conn.*

*Coolidge, Shepley, Bulfinch & Abbott, Architects.*

*More than 2,000 Hope's "Hopkins" Windows are installed in this building.*


Life-time durability . . . safe and easy cleaning of outside glass from within . . . trouble-free screening . . . dependable operating mechanism . . . these are the extra values of Hope's Windows to a hospital staff.

For the patient's comfort, they provide draft-free ventilation, storm-defying weathertightness, and full daylight opening. For the architect, their variety in layout offers complete freedom in design.

**HOPE'S WINDOWS, INC., Jamestown, N. Y.**


THE FINEST BUILDINGS THROUGHOUT THE WORLD ARE FITTED WITH HOPE'S WINDOWS

# Interesting Interiors like these made easier with **AMERICAN-Standard**



## Convenient and Comfortable

The trim, colorful **OAKMONT** Oil Boiler enriches the attractiveness of this cozy little basement buffet and game room. But, there's more than good styling to the Oakmont. Like other American-Standard products, it's as efficient as it is smart looking. Inside the Oakmont's smart Canyon Two-Tone Red jacket are all the sound engineering and construction features needed to provide small to average size homes with the carefree comfort and cleanliness of dependable, automatic oil heating.



## Bright and Beautiful

No room gets closer scrutiny than the bathroom. This gleaming, conveniently arranged room more than "wins approval." It stands out! The roomy bath is American-Standard's popular **MASTER PEMBROKE**—a well proportioned bath constructed of rigid cast iron and finished with a heavy coating of durable, easy-to-clean enamel; the lavatory is the graceful **COMRADE**—of genuine vitreous china with legs, towel bars and other exposed metal of non-tarnishing Chromard; the water closet is the quiet **COMPACT**—of genuine vitreous china with dependable syphon vortex water action.

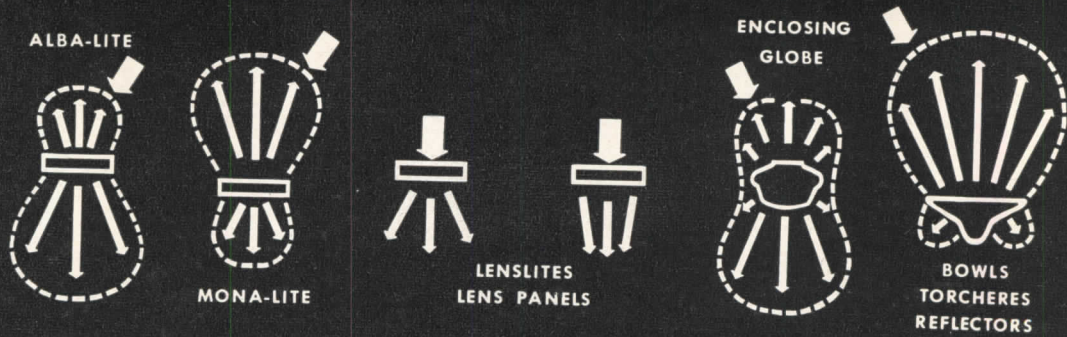


■ Yes, American-Standard Heating Equipment and Plumbing Fixtures are designed to fit in with any architectural plan . . . and styled to enhance any decorative scheme. But smart appearance is but one of many reasons for specifying products that bear the famous Mark of Merit. For, in engineering features and quality of construction, they are also as fine as money can buy. It is no wonder that more American homes have heating and plumbing by American-Standard than by any other single manufacturer! For complete information contact your Heating and Plumbing Contractor. **American Radiator & Standard Sanitary Corporation**, P. O. Box 1226, Pittsburgh 30, Pennsylvania.

*Serving the Nations' Health and Comfort*

**LOOK FOR THIS MARK OF MERIT**—It identifies the world's largest line of Heating and Plumbing Products for every use . . . including Boilers, Warm Air Furnaces, Winter Air Conditioners, Water Heaters, for all fuels—Radiators, Convectors, Enclosures—Gas and Oil Burners—Heating Accessories—Bathtubs, Water Closets, Lavatories, Kitchen Sinks, Laundry Trays, Brass Trim—and specialized products for Hospitals, Hotels, Schools, Ships, and Railroads.

# You specify...





## CORNING ENGINEERED LIGHTINGWARE DELIVERS THE LIGHT YOU NEED

**High transmission, low reflection**—ALBA-LITE is a highly efficient, translucent glass that is supplied flat or bent to the shape you specify.

**Low transmission, high reflection**—MONA-LITE is a dense opal glass in rolled sheet form... supplied flat to specifications.

**Balanced lighting**—used separately or in combination, ALBA-LITE and MONA-LITE provide maximum flexibility in fixture design and light diffusion. Both ALBA-LITE and MONA-LITE achieve diffusion or reflection through its composition rather than surface treatment.




**Wide or concentrated light beam patterns**—Lenslites are available in many sizes, both round and square for wide angle or concentrated beam spreads.

**Light control with low panel brightness**—Lens panels are available in a wide variety of lengths and widths to permit maximum flexibility in fixture design.

**Diffusion**—Monax brand enclosing globes provide outstanding performance on general diffuse lighting applications.

**Reflection and diffusion**—I.E.S. type reflectors possess high reflecting properties and are ideally suited for table, bridge and floor lamps.

**Pleasing and efficient illumination**—Corning Lighting Bowls and ordinary globes are designed to provide attractive and effective lighting fixtures for general residential and commercial use.




**CORNING GLASS WORKS • CORNING, N. Y.**

SALES OFFICES: NEW YORK • CHICAGO • SAN FRANCISCO

### LIGHTINGWARE

TECHNICAL PRODUCTS DIVISION: LIGHTINGWARE • GAUGE GLASSES • GLASS PIPE • SIGNALWARE  
LABORATORY GLASSWARE • OPTICAL GLASS • GLASS COMPONENTS





Fencraft Combination Window

# WINDOW BENEFITS

that create client satisfaction

Windows can be merely "holes" in the wall . . . or *planned* elements that provide better ventilation, finer appearance and better daylighting—windows that create lasting client satisfaction.

Fencraft Combination Windows provide these benefits . . . and more:

**FRESH AIR VENTILATION**—hopper sill vent deflects air upward, provides protection from drafts; sheds rain or snow outside. Swing vents deflect breezes into the room when fuller ventilation is desired.

**EASY OPERATION**—simple to open, close or lock—with one hand.


**DISTINCTIVE APPEARANCE**—high-quality workmanship, plus excellent hardware.

**SAFER**—hopper vent prevents leaning out windows; important for children.

**SAFER SCREENING**—all screens attached or removed from inside the room.


. . . and **LOWER COST**—from standardization which results in manufacturing and installation economies.

That isn't the whole story, by far. For full information on the Fenestra family of Standardized Fencraft Windows see Sweet's (section 16a-9). Or mail the coupon.



FENCRAFT PROJECTED WINDOW

—protection from weather, even when open. Open-out vent acts as canopy over opening. Open-in vent deflects air upward, sheds water outside.



FENCRAFT CASEMENT WINDOW

—safe washing—from inside. Easy to operate. Interchangeable screens, protected from outside dirt. "Homey" appearance makes them ideal for clubs, large homes, dormitories, and nurses' homes.

COMBINATION  
PROJECTED  
CASEMENT

**FENCRAFT INTERMEDIATE STEEL WINDOWS**

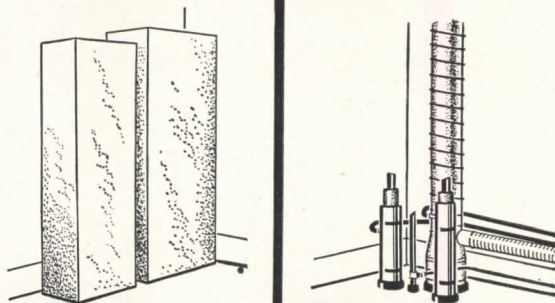
Detroit Steel Products Company,  
Dept. AR-10  
2252 East Grand Blvd.,  
Detroit 11, Michigan

Please send me data on types and sizes of the new Fencraft family of Fenestra Windows:

Name \_\_\_\_\_

Company \_\_\_\_\_

Address \_\_\_\_\_



How Conduit System saves space. One small-diameter conduit for air and pipes for refrigerated or heated water take only 25 per cent as much space as ordinary supply and return ducts. Elimination of ceiling ducts saves still more space.

## It's always fair weather for all tenants

A particular office may get cool morning shade, hot afternoon sun. But tenants in the Durham Life Insurance Building, Raleigh, N. C., can be comfortable all day long every day in the year. Carrier's remarkable Conduit Weathermaster System of air conditioning permits any office to have the kind of "weather" the occupants like.

This year-round Carrier system has proved its worth in many leading office buildings, hotels, hospitals and

other multi-story structures. Using small-diameter vertical conduit instead of bulky ducts, it often saves enough space on a floor for an *extra rentable room*. And, since normally no ceiling ducts are needed, it is sometimes possible to plan an *extra floor* without increasing the new building's over-all height.

The Conduit Weathermaster System can be applied to both old and new building installations. Its many

other advantages are described in the booklet, "Carrier Conduit Weathermaster System." Write for your *free* copy today.

Carrier engineers—who created the Conduit Weathermaster System—have worked closely with architects and their consulting engineers for years. Their world-wide experience is your assurance of efficient, dependable air conditioning. Carrier Corporation, Syracuse, New York.

**Carrier**

air conditioning

refrigeration

industrial heating

For all kinds of reinforcing jobs

**specify** AMERICAN WELDED WIRE FABRIC

• American Welded Wire Fabric is the *versatile* reinforcing material. Its typical uses range from reinforcing acres of skyscraper floors to distributing adequate strength throughout thin-section precast building products. It can be laid flat or fitted to any shape, including wrapping around pillars and columns, beams and girders.

In practically every building project where concrete is specified for floors, roofs or walls, you will find places where the most effective and economical reinforcement is American Welded Wire Fabric.

The superior reinforcing value of its many closely-spaced members—of cold drawn, high yield-point steel—gives ample strength to thinner, lighter slabs. So you use less concrete, less steel, when you use American Welded Wire Fabric. It is shipped to you in prefabricated sheets and rolls, needs no assembling on the job. It is easily handled, stays in place during pouring—all of which saves you time and money.


U·S·S American Welded Wire Fabric is made by the world's largest manufacturer of prefabricated reinforcing materials. You can specify it with full confidence.

**American Steel & Wire Company**

Cleveland, Chicago and New York

Columbia Steel Company, San Francisco, Pacific Coast Distributors  
Tennessee Coal, Iron & Railroad Company, Birmingham, Southern Distributors  
United States Steel Export Company, New York


**UNITED STATES STEEL**




Every type of concrete construction needs **American Welded Wire Fabric** reinforcement.




FACTORIES




SMALL HOMES



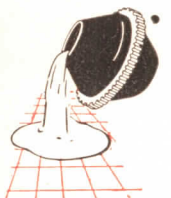
SCHOOLS



SKYSCRAPERS



HOSPITALS




**Stevens & Wilkinson design a school...**



**Mesker Steel Windows**

**“So important are metal windows in modern school architecture it may well be said the building itself is designed around them”**




Design and Delineation by  
J. H. Finch  
of STEVENS & WILKINSON, Architects  
Atlanta, Ga.

Left to right: Preston S. Stevens,  
J. H. Finch and J. R. Wilkinson

For your copy of the Mesker Book of School Windows, write to Mesker Brothers, 4338 Geraldine, Saint Louis 15, Missouri

# HEAT... as, when, and where you want it



STORES



OFFICES




What would you like to heat? Store? Office? Shop? Factory? Garage? Addition?—Have you ever thought of hanging a propeller-fan unit heater there? Informed system designers are making effective use of this modern method of directed heating which gives speedy, economical working-zone comfort with easy controllability. Would you have your propeller-fan heating uniform—without temperature stratification—dependable—most economical? Then you want the Webster-Nesbitt Unit Heaters: made by the meticulous John J. Nesbitt, Inc.; sold by the nationally known heat specialists, Warren Webster & Co., with representatives in principal U. S. cities. Webster-Nesbitt Unit Heaters are made in a wide range of sizes. Ask the nearest Webster man for Publication W-N 120.


SHOPS



FACTORIES




GARAGES



**Webster  
Nesbitt**

**PROPELLER-FAN  
UNIT HEATERS**

MADE BY JOHN J. NESBITT, INC., PHILA. 36, PA. • SOLD BY WARREN WEBSTER & CO., CAMDEN, N. J.



**Use all 3 products—Walls, Ceilings, Floors—  
for Johns-Manville Unit Construction . . .**

With this new method of interior construction, you can meet the problem of ever-changing space needs.

You can provide for endless revisions of space-use—at low cost. You can keep expanding, converting, or subdividing rooms as often as conditions require . . . with little or no interruption to routine activities!

Moreover, the J-M Unit Construction system now makes

the complete interior available under one specification, one manufacturer's responsibility.


Three Johns-Manville materials, described at right, are the basis of this revolutionary development. The asbestos Transite Walls are *movable*, 100% salvageable. The Acoustical Ceiling Units are *dismountable* . . . can readily be taken down and re-located as desired. And the Asphalt Tile Floors consist of small units which permit easy extension of the floor to meet changing conditions.

Write for colorful brochure, giving full details on the remarkable *flexibility* of J-M Unit Construction.


. . . for Offices




. . . for University Lecture Rooms




. . . for Laboratories





... for Institutions and Hospitals



... for Schools



... for Factory Areas

# Interiors today that provide for tomorrow!



## 1. TRANSITE WALLS—Movable!

Rooms when and where you want them . . . that's the magic of Johns-Manville Transite Walls—the attractive and sturdy asbestos walls that are *movable*. Now you'll never again need to send partition walls to the dump every time space changes are required!

With the least inconvenience—almost *overnight*—you can enlarge, decrease, or rearrange areas as often

as your needs require. Transite movable panels are easy to handle, readily assembled, interchangeable, and can be used over and over again. Made of asbestos and cement, Transite Walls have all the qualities of solid and permanent construction. They provide rigid, double-faced partitions, and can also be used as the interior finish of outside walls.

To make sure your interiors will provide for *change*, write for booklet, "J-M Transite Movable Walls."



## 2. ACOUSTICAL CEILINGS—Quieter!

There's a Johns-Manville acoustical material to give you the best in sound control, no matter what the type of interior.

To assure you the maximum in noise-quieting, Johns-Manville not only provides the correct acoustical materials for each specific condition, but follows through by *installing* the materials *properly* with its own con-

struction crews. In other words, you get "J-M materials installed by Johns-Manville" for best results.

That's the all-inclusive service . . . the *undivided responsibility* Johns-Manville gives your projects.

For further details, send for brochure, "J-M Sound Control." Describes such J-M acoustical products as demountable Sanacoustic, Fibracoustic and Fibretone, Transite Acoustical Panels, and special materials for Broadcasting Studios.



## 3. ASPHALT TILE FLOORS—Colorful!

You spend no more to have *quality* floors like these—attractive and resilient . . . extra-long wearing . . . reinforced with indestructible asbestos!

That's the kind of flooring you get with Johns-Manville Asphalt Tile. It's easy on the eyes, easy on the feet, and easy on the budget, too.


Yes, you'll like *everything* about this modern floor-

ing, including the unlimited range of color combinations—from striking patterns with strong contrasts to solid fields of marbled colors.

J-M Asphalt Tile does not originate dust . . . stays fresh and unmarred with practically no maintenance. Individual units permit easy repairs.

For areas exposed to oil or grease, use J-M *Grease-proof* Asphalt Tile. Send for full-color brochure, "Ideas for Decorative Floors."


... for Reception Lobbies and Stores



Production of Johns-Manville Building Materials has now been greatly increased to meet unprecedented demands. So the chances are better than ever that you can get the materials you want when you want them. Write Johns-Manville, Box 290, New York 16, N. Y.



# Johns-Manville Walls - Ceilings - Floors



## SHOPPING CENTER in CLEVELAND BUILT WITH *OPEN-WEB JOISTS*



*Architects: George and Henry W. Fox, Cleveland. Contractor: Sepper Construction Co., Cleveland.  
Joist Erector: Builders Structural Steel Co., Cleveland*

This is the Sepper Development Co. project—a new shopping center in Fairview, a suburb of Cleveland.

Occupying three whole blockfronts and built in six independent units, the center provides an 1800-seat theatre, a bank, bowling alleys, and forty-six stores, and in addition, practically unlimited parking facilities. Used in its construction were approximately 150 tons of Bethlehem Open-Web Joists.

Bethlehem Open-Web Joists go a long way toward making any light-occupancy structure—store, theatre, apartment, hotel, home or hospital—

a better, more durable, firesafe building. When combined with concrete floor slab and plaster ceiling these joists result in a floor construction that keeps fire in check for more than two hours. They also eliminate shrinking floors and open baseboards, and they help minimize the passage of sound.

Bethlehem Open-Web Joists also mean a decided saving in construction time, for they permit pipes and conduits to be run through the open webs. Reaching the job shop-fabricated and plainly marked, they can be placed by two men. When the Longspan type of joist is

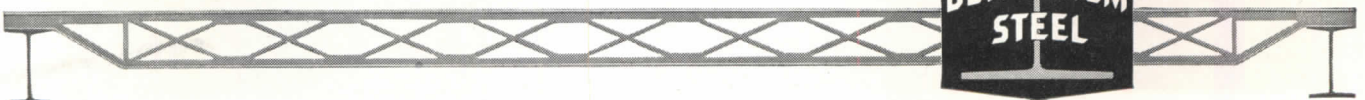
used for greater spans, the joists are raised into place by means of a light gin pole.

Our new 36-page illustrated joist catalog contains data which you'll find useful and convenient when you design a building with open-web joists. May we send you a copy? Address the nearest Bethlehem district office, or write direct to us at Bethlehem, Pa.

**BETHLEHEM STEEL COMPANY**  
BETHLEHEM, PA.

On the Pacific Coast Bethlehem products are sold by  
Bethlehem Pacific Coast Steel Corporation

**BETHLEHEM OPEN-WEB JOISTS**





# The Lady Says "YES!"



... to **FEDERAL NOARK**  
multi-breakers

She's in favor of its simplicity and convenience . . . its reliability in guarding light and appliance circuits against failure . . . its absolute safety . . . and, of course, its good looks. A complete range of ampere ratings is available— for both indoor and outdoor applications.

Write for a copy of the "FEDERALOG".  
Address Dept. AR-1.

Executive Offices: 50 Paris St., Newark 5, N. J.  
Plants: Hartford, Conn. • Newark, N. J.  
St. Louis, Mo • Long Island City, N. Y.

# Federal

**NOARK**

## Multi-breakers

Federal Electric Products Company, Manufacturers of a Complete Line of Electrical Products, including Motor Controls • Safety Switches • Service Equipment • Circuit Breakers • Panelboards • Switchboards • Bus Duct

**NEW!**  
TYPE MO-4  
THERMAL MAGNETIC  
MULTI-BREAKER



# Meet the Adlake Window

## Maintenance Man



**THAT'S RIGHT** — he hasn't a thing to do but loll in the sun—because **NO MAINTENANCE IS REQUIRED** with an Adlake Aluminum Window. You install it—you forget it.

**ONLY ADLAKE** combines non-metallic weather stripping and serrated guides to stop excessive air infiltration and give you finger-tip control. What's more, its lustrous aluminum sash requires no painting or maintenance. No warp, rot, swell, stick or rattle—*ever*.

**TRULY**, the Adlake Aluminum Window fulfills your every architectural requirement! Complete information and data will be mailed you on request. Drop us a postcard today . . . there's no obligation, naturally. Address: The Adams & Westlake Company, 1102 N. Michigan, Elkhart, Ind.

**THE  
Adams & Westlake  
COMPANY**

Established 1857 • ELKHART, INDIANA • New York • Chicago




FURNISHERS OF WINDOWS TO THE TRANSPORTATION INDUSTRY FOR OVER 30 YEARS

# ANEMOSTAT...



**a name  
you can proudly  
add to yours**



Anemostat is an air-conditioning name which every architect, engineer or contractor can proudly associate with his own. For Anemostat air-diffusion successfully completes the actual purpose of air-conditioning — true air-comfort . . . and does it with a beauty of functional design that reflects the high reputation of the device.

Cooled or heated air blown through outmoded grilles or plaques, usually does not result in successful air-conditioning. Instead, such air-distribution results in erratic air currents and drafts which bring about discomfort — if not, indeed, unhealthful conditions.

The patented Anemostat (readily installed in any existing or contemplated air-conditioning system) is a scientifically designed air-diffuser. It thoroughly changes and evenly distributes conditioned air. It prevents drafts, stratifica-

tion, dead air pockets. It closely equalizes room temperature and relative humidity. It handles any duct air-velocity and permits a greater temperature differential between supply air and that of the room. Hence, it permits the use of smaller ducts and simplifies duct layouts — which lowers installation and operating costs.

In short, Anemostat fully meets the five air-conditioning tests which you must of necessity apply — Comfort, Health, Fine Appearance, Long Life, Trouble-Free Operation. Yes, Anemostat is a name you can proudly add to yours!

Include Anemostat air-diffusion in all of your future air-conditioning plans — you'll be proud of the results! Complete details gladly sent on request — and there's no obligation.

**"NO AIR-CONDITIONING SYSTEM IS  
BETTER THAN ITS AIR DISTRIBUTION"**

# ANEMOSTAT

REG. U. S. PAT. OFF.

**ANEMOSTAT CORPORATION OF AMERICA**  
10 East 39th Street, New York 16, N. Y.

REPRESENTATIVES IN PRINCIPAL CITIES

AC-1116



Entirely  
**NEW**

**BRASCO'S**

*Complete*

**ARCHITECTURAL  
METAL SETTING**

*for Advanced Store  
Front Design*



ILLUSTRATED are two of many attractive sash and sill combinations possible with our new construction. Every structural and decorative metal part is provided in both stainless steel and anodized aluminum, for full visibility fronts of character and distinction:

Five sash members, all new, including one rolled in the heaviest gauge now obtainable...lowered sash height, exposing largest glass expanse...heavy-duty bars for heightened areas...stronger steel reinforcement...heavier gauges in all sections...and FINGERTIP SETTING—exclusive with Brasco (patent applied for)—a new and unique

device for holding plate glass firmly and safely, without pressure *and without set screws.*


Our new line is now available in addition to present Brasco Construction. Full size details sent immediately on request.

★ A COMPLETE LINE FOR EVERY DESIGN ★

**Brasco**  
MODERN  
STORE FRONTS

**BRASCO MANUFACTURING CO.**  
HARVEY • (Chicago Suburb) • ILLINOIS

*National Distribution Assures Effective Installation*



YOU'LL BE  
**RIGHT**  
 ON  
**TOP**



When you specify Decorative Micarta  
**FOR TABLES... COUNTERS**  
**... BARS... WALLS**

Whenever you want beauty plus convenience and durability, use this modern surfacing material. But be sure to specify Decorative Micarta\*. That way you'll get all 10 of these important advantages.

- Won't scratch or mar under ordinary service conditions. Finished surface is hard and durable.
- Strong, dense material. Guaranteed not to warp, chip or crack under ordinary service conditions.
- Genuine wood veneers available. Truwood Micarta combines the beauty of such woods as primavera, mahogany and walnut with all the practical features of Decorative Micarta.
- Quickly and easily cleaned, because of its permanently smooth surface.
- Available in "cigarette-proof" grade at slight extra cost. Even when cigarettes burn out on it, "cigarette-proof" Decorative Micarta remains unmarred.

• Will not spot or stain from spilled food, grease, alcohol, etc. Highly resistant to heat, moisture, mild acids and alkalies.

• Color-fast, permanent finish. Unusually clear, lustrous colors and patterns won't fade or darken.

• Exclusive "Beauty Mask" of tough Kraft paper protects surface during shipping, machining and installation. Strips off easily when ready for use.

• Optional finishes. Brilliant high-gloss or lustrous satin.

• Large 4 ft. by 8 ft. sheets of Decorative Micarta are available for covering large surfaces quickly, and with a minimum of joints. Smaller sizes also available for table tops and similar applications.

Sounds like almost an ideal surfacing material, doesn't it. Well, it is!

Don't fail to get complete information on Decorative Micarta now. Available in a variety of desirable colors and patterns. For samples and installation data, write:

UNITED STATES  
 PLYWOOD CORPORATION  
 New York 18, N. Y.

Weldwood* Hardwood Plywood	Flexmetl
Douglas Fir Weldwood	Weldwood Glue* and other adhesives
Mengel Flush Doors	Weldtex* (sriated plywood)
Douglas Fir Doors	Decorative Micarta**
Overhead Garage Doors	Flexwood*
Molded Plywood	Flexglass*
Armorply* (metal-faced plywood)	Firzite*
Tekwood* (paper-faced plywood)	

\*Reg. U. S. Pat. Off.  
 \*\*Reg. U. S. Pat. Off., Westinghouse Electric Corporation

**DECORATIVE  
 MICARTA**



St. Francis Hospital, Lynwood, California. George J. Adams, architect; Hillman & Nowell, structural engineers; Thomas & Beyer, general contractors.

# ARCHITECTURAL CONCRETE

puts longer legs on your building dollars

**A**RCHITECTURAL concrete permits casting both the structural and ornamental parts of your building in one operation. That promotes economy. It's a fact to remember in planning hospitals, hotels, schools, apartment houses and industrial plants. Architectural concrete is adaptable to a wide range of decorative treatments.

Moderate first cost, low maintenance expense, long life, fire-safety and **low annual cost** are advantages of architectural concrete to remember in planning any new building. Architects and engineers are invited to make full use of our services to secure maximum advantages of architectural concrete. See our catalog in Sweet's.

## PORTLAND CEMENT ASSOCIATION

Dept. A10-8, 33 W. Grand Ave., Chicago 10, Illinois

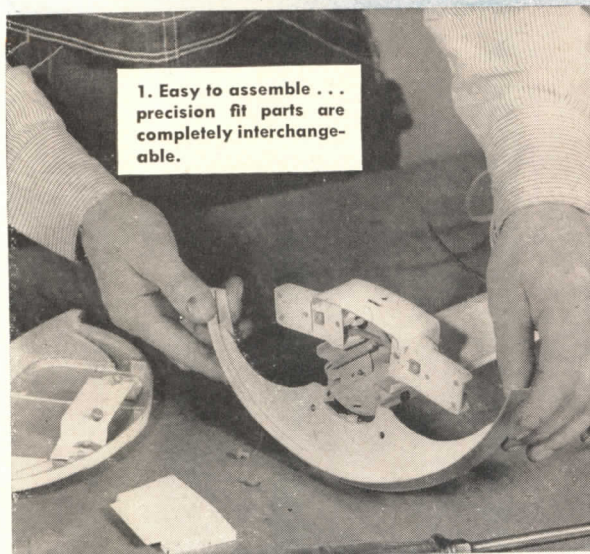
A national organization to improve and extend the uses of concrete . . .  
through scientific research and engineering field work

SEE HOW EASY

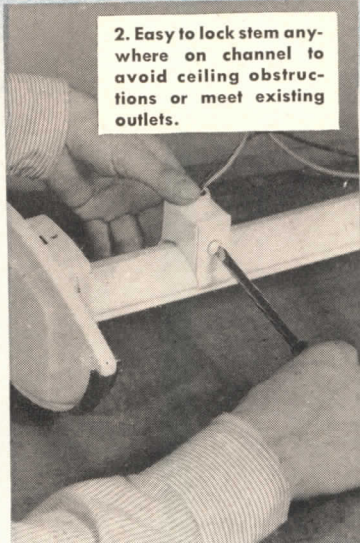
*Wakefield*

MAKES IT TO


# "HANG THE SKY!"



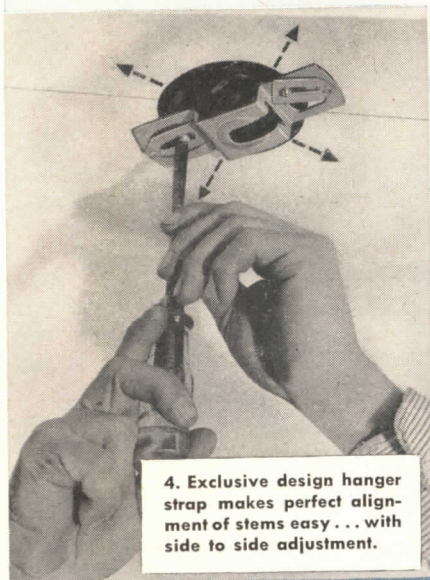
1. Easy to assemble . . . precision fit parts are completely interchangeable.



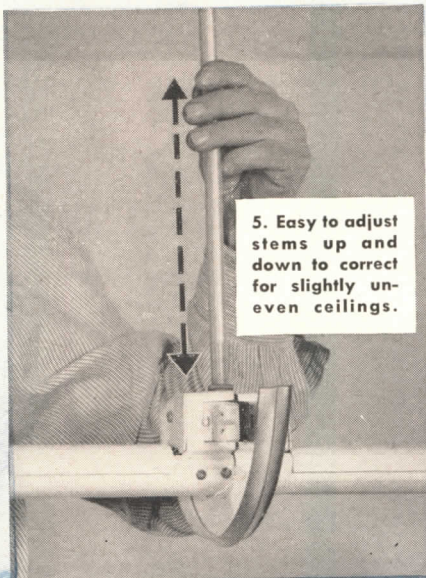
2. Easy to lock stem anywhere on channel to avoid ceiling obstructions or meet existing outlets.



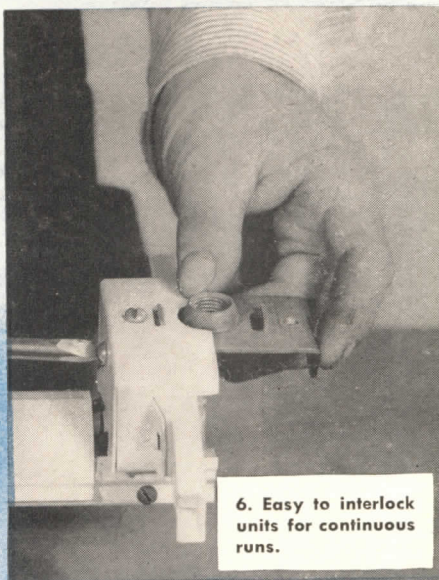
3. Easy to hang . . . stem slides readily into key slot.



4. Exclusive design hanger strap makes perfect alignment of stems easy . . . with side to side adjustment.



5. Easy to adjust stems up and down to correct for slightly uneven ceilings.



6. Easy to interlock units for continuous runs.

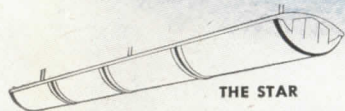
... practical reasons why you'll want to specify Wakefield Over-ALL Lighting!

Engineered design plus "sure-fit" manufacturing save time, speed installation . . . when you hang the sky with Wakefield units. And folks in office, school, store and drafting

room like the soft, pleasing effect, the easier seeing, and the better work that comes from Over-ALL Lighting by Wakefield. Let it help you please customers and serve them!

*Wakefield*

LIGHTING EQUIPMENT FOR OFFICE, SCHOOL AND DRAFTING ROOM




THE STAR



THE GRENADIER



THE COMMODORE



THE DIPLOMAT

For full details write for Catalog No. 46, The F. W. Wakefield Brass Co., Vermilion, Ohio.

Over-ALL—  
in lighting,  
in construction,  
in ease of maintenance.

**"LIKE CLIPPING COUPONS**  
*THESE EXTRA YEARS OF TROUBLE FREE SERVICE"*

**PIPING  
 SERVICE**



WHEN YOU SPECIFY  
**STREAMLINE**  
 COPPER PIPE AND FITTINGS

The piping system is one of most vitally important factors in the home or building as it is the actual nerve center upon which the livability of the dwelling depends. This fact becomes more and more apparent as the years go by.

The installation of efficient and trouble-free Streamline Copper Pipe and Solder Fittings will bring extra dividends to your clients through added livability to the home in additional years of reliable plumbing and heating service.

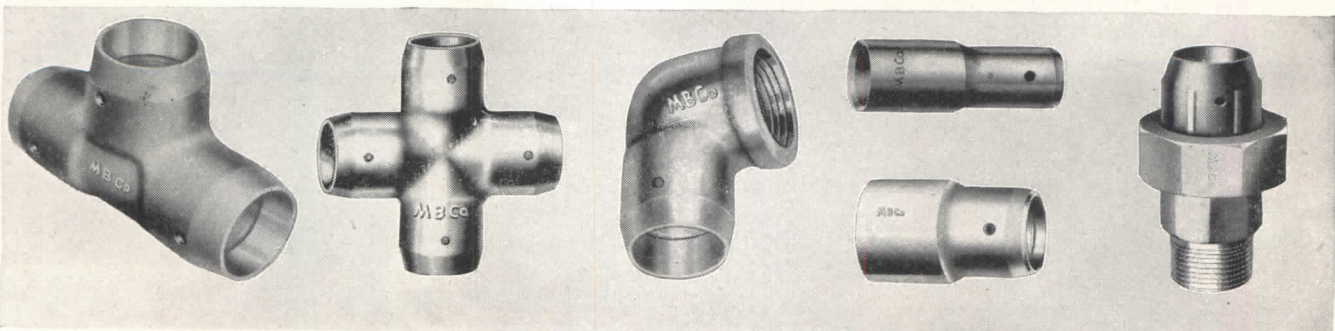
Practically any piping material may be satisfactory for a limited time—but the question is—How good will it be after five or ten years under actual service conditions? Then comes the test of a piping system and that is when copper piping proves its worth beyond question—and goes on proving it with year after year of efficient trouble-free service.

Streamline Copper Pipe connected with Streamline Solder Fittings assures a piping installation that incorporates tremendous resistance to rust, clogging and vibration. More than that, its cost is little, if any, higher than materials that corrode and leak after a few short years of service. But taken over a period of years its cost will be immeasurably less.

In the plans which are on your board now, provide efficiency and long life in the piping system by writing in Streamline Copper Pipe and Solder Fittings.

**STREAMLINE**  
 PIPE AND FITTING DIVISION

**MUELLER BRASS CO.**  
 PORT HURON, MICHIGAN






The most complete and authoritative manual of  
**ENGINEERED SOUND SYSTEMS**

*Written especially for the Architect*

*Invaluable in planning:*

**SCHOOLS, HOSPITALS,  
 CHURCHES,  
 STORES, AUDITORIUMS,  
 HOTELS AND  
 INDUSTRIAL BUILDINGS**



*New...Up to date...Practical*

288 pages . . . 8½ x 11 inches . . . 49 floor plans . . . 24 sketches and wiring diagrams . . . 32 charts, tables and photographs make up THE ARCHITECTS MANUAL OF ENGINEERED SOUND SYSTEMS. This is the most authoritative work book and reference manual published on sound systems.

Here are factual, time-saving data covering the very latest practical information on modern engineered sound systems, design and practice . . . written in language understood by architects, draftsmen and others who plan and specify sound systems.

Typical floor plans, wiring diagrams and complete specifications permit you to select and specify a modern sound system for projects of all types and sizes.

Chapters cover Definitions, Symbols, Microphones, Amplifiers, Loudspeakers, Controls, Studios and Control Room, Acoustics, Sound Film Projectors, Antenna Systems, Typical Layouts and Specifications. Subject index provides the ready-reference information an architect needs to have on his desk.

**ORDER YOUR COPY NOW**

Handsomely bound in a post binder with imitation leather cover. Price \$5.00 each (\$5.50 foreign). Mail coupon or order to *Architectural Relations, Sound Products Section, 15-6 RCA, Camden, N. J.*

Architectural Relations,  
 Sound Products Section 15-6,  
 Radio Corporation of America,  
 Camden, New Jersey

Enter my order for \_\_\_ copies of the new 288-page ARCHITECTS MANUAL OF ENGINEERED SOUND SYSTEMS at \$5.00\* a copy. I enclose \$\_\_\_\_\_.

\*\$5.50 outside U.S.A.

NAME \_\_\_\_\_

STREET \_\_\_\_\_

CITY \_\_\_\_\_ ZONE \_\_\_\_\_ STATE \_\_\_\_\_




**SOUND SYSTEMS**  
**RADIO CORPORATION of AMERICA**  
**ENGINEERING PRODUCTS DEPARTMENT, CAMDEN, N. J.**

In Canada: RCA VICTOR Company Limited, Montreal

**It Pays to Specify the**

**BURNHAM YELLO-JACKET\***

**America's Most Economical and Efficient Home-Heating Boiler**



All YELLO-JACKET Boilers can be supplied with a built-in Taco Heater for storage or tankless domestic hot water.


\* An ALL-FUEL Boiler — easily adapted to burn COAL — OIL or GAS

WRITE FOR DESCRIPTIVE LITERATURE

*Burnham Corporation*

**BOILERS and RADIATORS**  
IRVINGTON, NEW YORK





## COLD FACTS

### 1. JAMISON'S Prices Are Down

The prices of all Jamison, Stevenson, Victor and NoEqual Doors have been markedly reduced in the last 30 days. These prices are in line with our 50-year-old policy of "Maximum quality at minimum prices."

### 2. JAMISON'S Quality Is Up

The quality of most materials now being received is gradually improving. New equipment promises improved workmanship. If all factors involved continue to follow this trend, the day will come when the Jamison line of cold storage doors will once again be up to pre-war standards.

### 3. JAMISON'S New Plant Is Up

The newly enlarged Jamison plant is the greatest, most modern and most completely equipped plant in the world exclusively devoted to the manufacture of cold storage doors.

### 4. JAMISON'S Production Is Up

After nearly half a century of specializing in this field, we are now turning out more Jamison, Stevenson, Victor, and NoEqual Doors than ever before. This, coupled with modern machines and streamlined production methods, makes it possible to announce lower prices.


● FOR FULL INFORMATION on the new lowered prices . . . or for the address of your nearest branch . . . write JAMISON COLD STORAGE DOOR COMPANY, Hagerstown, Maryland.



**JAMISON**  
COLD STORAGE DOORS



*Branches in Principal Cities,  
Coast to Coast*

# skylines... by Otis




In San Francisco, for example, there are 3,394 Otis elevators — more than all other makes combined. High-spot of this beautiful city is the famed "Top-of-the-Mark" Lounge, atop the Mark Hopkins Hotel (*upper left*). Two of the hotel's high-speed Otis elevators are reserved for express travel to the Lounge.

**64-DINER QUESTION.** Ever hear of a banquet in an elevator? Among the world's largest, the freight elevators in the Port of Authority Building in New York have a floor area of 17 by 34 feet — large enough to comfortably seat the 64 diners who held a banquet in one of them. These elevators can handle fully-loaded 10-ton trucks weighing up to 40,000 pounds at a speed of 200 feet per minute, and are just one more example of Otis' ability to build the right equipment for any materials-handling job.



**HOW MANY MPH?** In Escalators it's not "miles per hour" but men and women per hour that counts. Did you know, for example, that one Escalator can carry 8,000 persons in an hour — the equivalent of the entire population of Cleveland, in a week? Yes the 2,000 Otis Escalators now in service are doing a major transportation job — in retail stores, railroad stations, banks, and other public buildings.

**ON THE LEVEL.** Do you know a modern high-speed elevator *automatically* stops level at every floor? This Otis development, known as Micro Self-Leveling, continuously maintains the relation between the car and the elevator landings, automatically bringing the car to a fast, yet smooth stop. At each landing it corrects for over-travel or under-travel, irrespective of varying loads or direction of travel. Elimination of "car jockeying" adds to passenger comfort and saves a lot of time.



Have you a vertical transportation problem — in an office building, a factory, an apartment house, a store? If so, there is an Otis man in your city who will be glad to give you the benefit of our 94 years' experience.



**ELEVATOR COMPANY**

*Offices in all principal cities*


# Adds to the Comfort, Convenience and Value of the Home!



Ⓢ Quikheters can easily be installed in any room in the house. They are particularly ideal for bathrooms. They quickly eliminate the chill from the room and make shaving and the morning bath or shower a pleasant task.



On chilly damp mornings when the regular heating system is not in operation, or on those blustery, winter days when the cold just will seep in Ⓢ Quikheters will keep baby's room warm and healthful.



Ⓢ Quikheters are available in single units of 1,000 and 1,500 watts and twin units of 2,000 and 3,000 watts. The latter are particularly adaptable for installation in mantels or fireplaces.

⚡ ELECTRIC ⚡

**FA** QUIKHETER

Frank Adam Electric Quikheters provide that "Extra" which adds so much to the value, comfort, convenience and enjoyment of the home. Quick-acting, requiring only the flip of a conveniently located switch to send forth a flood of warm air into the room, these attractive, economical and long-lasting units afford substantial savings in fuel and add greatly to the beauty and utility of the home.

Install one of these units in your home today. Your electrical contractor can give you complete details or write for Bulletin No. 77.



**Frank Adam Electric Co.**

ST. LOUIS 13, MISSOURI

Makers of BUSDUCT • PANELBOARDS • SWITCHBOARDS • SERVICE EQUIPMENT • SAFETY SWITCHES • LOAD CENTERS • QUIKHETER

# Luxury at the Northernnaire



The Northernnaire  
at Three Lakes,  
Wisconsin.



with *Duran*


ALL-PLASTIC

for upholstery

From lobby to topmost guestroom, wear-resistant Duran accents luxury throughout this impressive showplace — on lounge chairs, table tops — on dining room appointments — on bedroom wall paneling — on every furniture piece and decorative surface, Duran provides new and arresting elegance. Duran is all-plastic, not a coated fabric. For distinctive interior planning, specify this exclusive Masland creation. Write today.

THE MASLAND DURALEATHER COMPANY

3236-90 Amber Street • Philadelphia, Pa.



Furnishings by  
Phoenix Chair Co., Sheboygan, Wis.  
Photographs by  
M. Hans Zielke, Milwaukee, Wis.

# Why shut down to move one machine?



DO YOUR clients reach for red ink when machines must be moved? Do they watch production take a dive because a whole line must be shut down to tap in one machine? And do they wince at the cost of rewiring to change a shop set-up?

Then check with BullDog BUStribution DUCT for plug-in power that covers an entire plant.

Every ten-foot section of this modern electrical feeder system has ten convenient outlets. When a machine is moved the electrician need only raise the plug to the nearest outlet, snap its contact fingers over the bus bars and bolt the plug to the casing. He can

do the whole job in twelve minutes or less.

A single machine, or a dozen, can be relocated with no delays for new wiring . . . no interruption of power for the rest of the line.

Built in standardized, prefabricated sections, BullDog BUStribution DUCT can be dismantled, moved and re-installed in new locations or combinations without scrapping a single bolt.

Call your nearby BullDog Field Engineer for full information on this flexible, economical power system, or write BullDog direct for descriptive folders.



## BULLDOG

ELECTRIC PRODUCTS COMPANY



BullDog manufactures Vacu-Break Safety Switches — SaffoFuse Panelboards — Superba and Rocker Type Lighting Panels — Switchboards — Circuit Master Breakers — "Lo-X" Feeder BUStribution DUCT — "Plug-in" Type BUStribution DUCT—Universal Trol-E-Duct for flexible lighting—Industrial Trol-E-Duct for portable tools, cranes, hoists.

DETROIT 32, MICHIGAN. FIELD OFFICES IN ALL PRINCIPAL CITIES. IN CANADA: BULLDOG ELECTRIC PRODUCTS OF CANADA, LTD., TORONTO.



*it's* NEW

*it's* HANDSOME

*it's* DIFFERENT

*it's* ECONOMICAL

*it's* LABOR SAVING

*it's* EFFICIENT

*Only the*

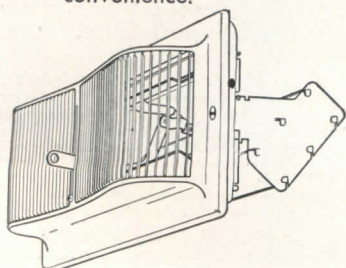
# HONEYWELL AIR CONDITIONING REGISTER

gives you

## DRAFT-FREE DIFFUSION

### DESIGN FEATURES

1. Balancing becomes a QUICK, ONE-MAN job.
2. Branch quadrants can be eliminated, when velocities are under 800 fpm.
3. Installation costs are drastically cut.
4. Smart new appearance and functional design.
5. No streaks on walls and ceilings.
6. Manual shut-off for fuel saving and convenience.




Self-contained volume dampers accurately meter the air with an adjustable lever at the register itself. Locking feature guards against unbalancing system.

EXCLUSIVE features of the new Honeywell Air Conditioning Register afford true, draft-free diffusion. The gently curving lines, which enhance the register's appearance, assure even air diffusion throughout the room.

Fixed angle adjustable turning vanes—an integral part of the register—prevent turbulence of the air stream. Simplified one-man balancing and elimination of quadrants drastically cut installation costs and effect a saving of labor.

Investigate the many advantages of this remarkable new register. Whether of the high or low wall type, you'll want to specify it for every forced-warm-air installation. Remember, your clients benefit through more efficient, draft-free performance plus installation economies.

The new Honeywell Air Conditioning Register is available now. Write today for complete information. Minneapolis-Honeywell, Minneapolis 8, Minn. In Canada: Toronto 12, Ontario. Branches and distributors in all principal cities.





## FROM THE COLLEGE TO THE GRAVE

THE future of architecture is always in the hands, or minds, of the younger generation that will inevitably, if gradually, replace the older practitioners. But the training and education of these young geniuses is always in the hands of older men, older in years and experience but not necessarily older in ideas, philosophy or vision. In most cases at present (although the practicing professionals may not realize it) the school administrators are forward-looking, anxious to impart both the vision of and the means toward an architecture in tune with, expressive of, and serviceable for, the life of the times.

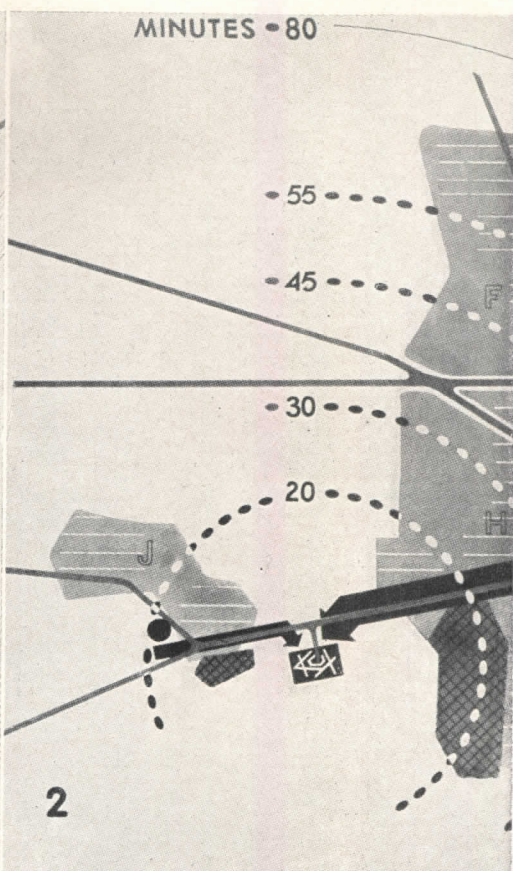
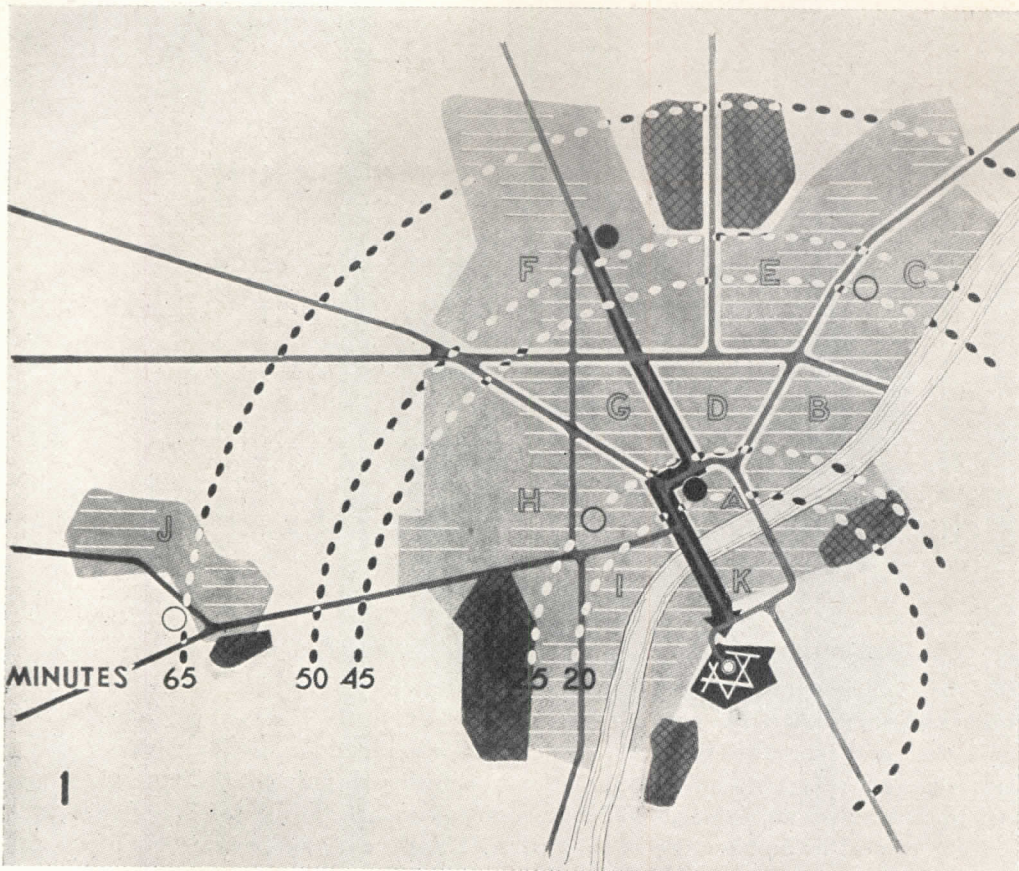
Architectural education can, however, only begin in the schools; it is a life-time pursuit. No school can turn out full-fledged, competent architects in the few years allotted to formal education. Dean Hudnut's survey of "what courses should be taught in the architectural schools" produced a list long enough to take the student a Methuselah's lifetime.

The problem of the school is therefore to orient the student for a lifetime of continuous study and development. The schools' prime objective thus should be to inspire, encourage and instruct the student in the arts of analytical and creative thinking. It can inform him of the nature of the problems to be solved, the methods of attacking and analyzing the problems, the advantages and disadvantages of previous and current solutions, and the tools, materials and techniques at hand for his creative imagination to command. The school can inculcate logical methods of thought, research and expression, and can impart a basic working knowledge of the arts and sciences the architect must employ, the means to his ends. It can supply the beginnings of a background of vicarious experience as a point of departure for better solutions. It can develop a thirst for knowledge, an enthusiasm for experiment, and a critical discrimination and judgment. It can encourage, if not impart, a creative imagination tempered only by analytical logic. It can train the young architect in the clear, graphic expression of ideas, purposes and means. It should also train him in the art of convincing verbal presentation.

A big order! And one not simple or easy to fill in a few years — yet not impossible. However, only by keeping these objectives in mind and in balance can the young architect's introduction to his profession be most effective. Danger lies in over-emphasis on one or another component in this formative period. With a firm foundation of essential attitudes, skills, knowledge and methods of work, the young architect can continue his self-education successfully along the lines of his natural (or acquired) abilities or interests, fitting himself to take his place on the team which "creates man's environment." It is a process he is destined to follow from the college to the grave.

*Kenneth K. Stowell*

EDITOR



**LEGEND**

-  **Community Ticket Office**
-  **Airport Bus Routes**
-  **Industrial Areas**
-  **Population Growth Estimated by 1960**
-  **Present Population Concentration**
-  **Major Airport — Outlying Location**
-  **Major Airport — Central Location**
-  **Private Flying Field**
-  **Intermediate Airport**
-  **Private Flying Fields**

# ESTABLISHING

**TYPICAL AIRPORT PLANNING SURVEY MAPS**

- 1. Driving Time. Major Airport. Central Location.** Map indicates that approximately 65 per cent of the air passengers will have a driving time of 45 minutes or less to an airport located directly across the river from the central business and hotel district. A central ticket office in area "A" and another in "F", with ground transportation between these and the airport will amply serve. Public attendance expected, 800,000 per year by 1960
- 2. Driving Time. Major Airport. Outlying Location.** Map indicates that only approximately 40 per cent of all air passengers will have a driving time of 45 minutes or less to an airport located 20 miles west of the center of the city. In this case ticket offices are located at centers in areas "A", "C", "F", and "H" with ground transportation from each to the airport. Public attendance at this port would be chiefly in good driving weather, which in the northern states might be limited to less than 250 days per year and be further limited to summer evenings, weekends and holidays because of distance. Yearly attendance on this basis is expected to reach 300,000 by 1960 if good spectator facilities are provided
- 3.** Map indicating the location of all airports in the region. The private flying field chosen for illustration is one of several serving area "J" with its population of 70,000 in 1950 and 90,000 in 1960. Area "J" has a college enrollment of approximately 20,000 students at present. Approximately 100 planes would be based at this point



# AN AIRPORT PLANNING PROGRAM

By *Smith, Hinchman & Grylls, Inc.,*

*Architects and Engineers*

**I**N a previous article entitled "Airport Programming Analyzed,"\* we said: "Any competent airport survey sets up a master plan, not all of which can be built at once. The time factor is as important as the space pattern. An orderly sequence of development has advantages too obvious to require discussion."

Further, it should be said that a competent airport survey will provide the basic data necessary to establish an Airport Planning Program for any site within the region covered by the survey.

A program based on the needs of aircraft operations, maintenance and storage, as well as those of cargo, mail, passenger, private flier and spectator potential, should be established to meet the growing needs as set up in the survey and report. Only in this way can an economically sound base be laid for both present and future operations at any airport.

The tendency in the past has been to lay principal stress on the engineering factors of airport planning

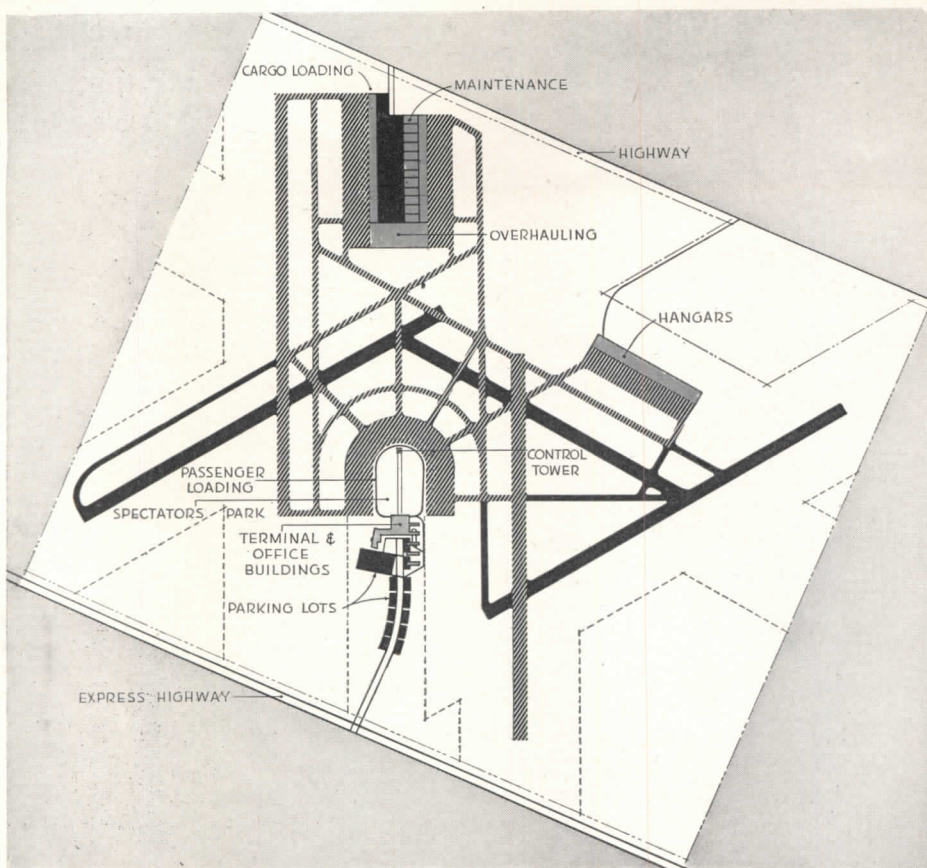
with no program established to guide the engineer and architect in the long range requirements of an airport. Previously built airports have been used as guides to space-use patterns. These examples no longer serve that purpose.

No attempt is made in this article to deal with the everyday engineering encountered in airport design. These aspects have been treated at great length in handbooks, texts, and many publications.

Good engineering design of the paving, drainage, lighting and buildings will result in economical construction and lessen the annual maintenance costs. But the best engineering of these items will not make an ineffective layout effective, nor will the most beautiful buildings accommodate the efficient organization of the various functions to be performed therein unless the proper relationships between these functions is incorporated in the original plan.

The office of an architect-engineer staffed with personnel qualified to set up this program acts as the

\* *Architectural Record*, April, 1947, pages 103-108.



The windrose analysis for each of the two major airport sites indicates that an open parallel 60° runway pattern will provide 99 per cent wind coverage and a field capacity of 120 plane movements per hour in contact operations. The survey indicates 50 plane movements per peak hour in 1950 and 90 in 1960. It is expected that with the successful development of swivel landing gear only two runways will be required to provide the necessary wind coverage at this airport. As indicated only two of the five runways shown would be required at such time as swivel landing gear is applied to all planes

owner's representative in the formative stages of each site development. Preliminary plans based on this program should be used in all lease negotiations.

Basic survey and report data to be used in the planning program should include:

1. Air passenger potential
2. Air cargo potential
3. Air mail potential
4. Student flier potential
5. Private plane owner potential
6. Meteorological data
7. Market analysis
8. Land use

Based on this data, supplemented by detail surveys and collaboration with designated airport authorities and the airline or fixed base operators, the development of an airport planning program can be accomplished.

#### SCOPE OF AIR OPERATIONS

The scope of air operations at any major scheduled service airport is determined primarily by the air passenger, mail and cargo potential and the extent of maintenance required to meet these needs. Similarly, the scope of air operations for the smaller or private flying and intermediate fields is determined by the volume of private flying, charter service and airline feeder service and the extent of ground service and storage necessary to meet these needs.

At major airports where provision must be made for

scheduled passenger service ranging in distances from cross-country and international to the short feeder line distances, as well as mail and cargo service, the volume of peak hour and peak day plane movements will be determined by the type and capacity of planes used to develop schedules necessary to meet this volume of air travel.

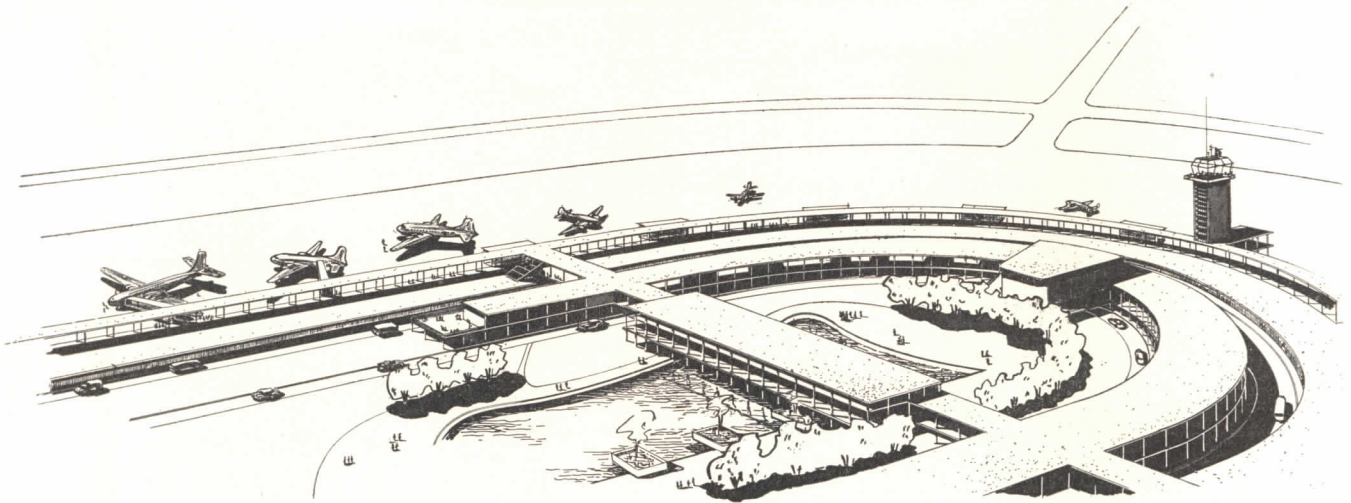
At the private fields, provision must be made to operate and hangar the smaller planes necessary to meet the needs of private plane owner, student flier and charter service assigned to this field in the survey as well as ground service facilities for these aircraft.

The intermediate fields will require similar provisions as well as those necessary to meet the needs of feeder or local airlines operations and service.

#### RUNWAYS AND LANDING STRIPS

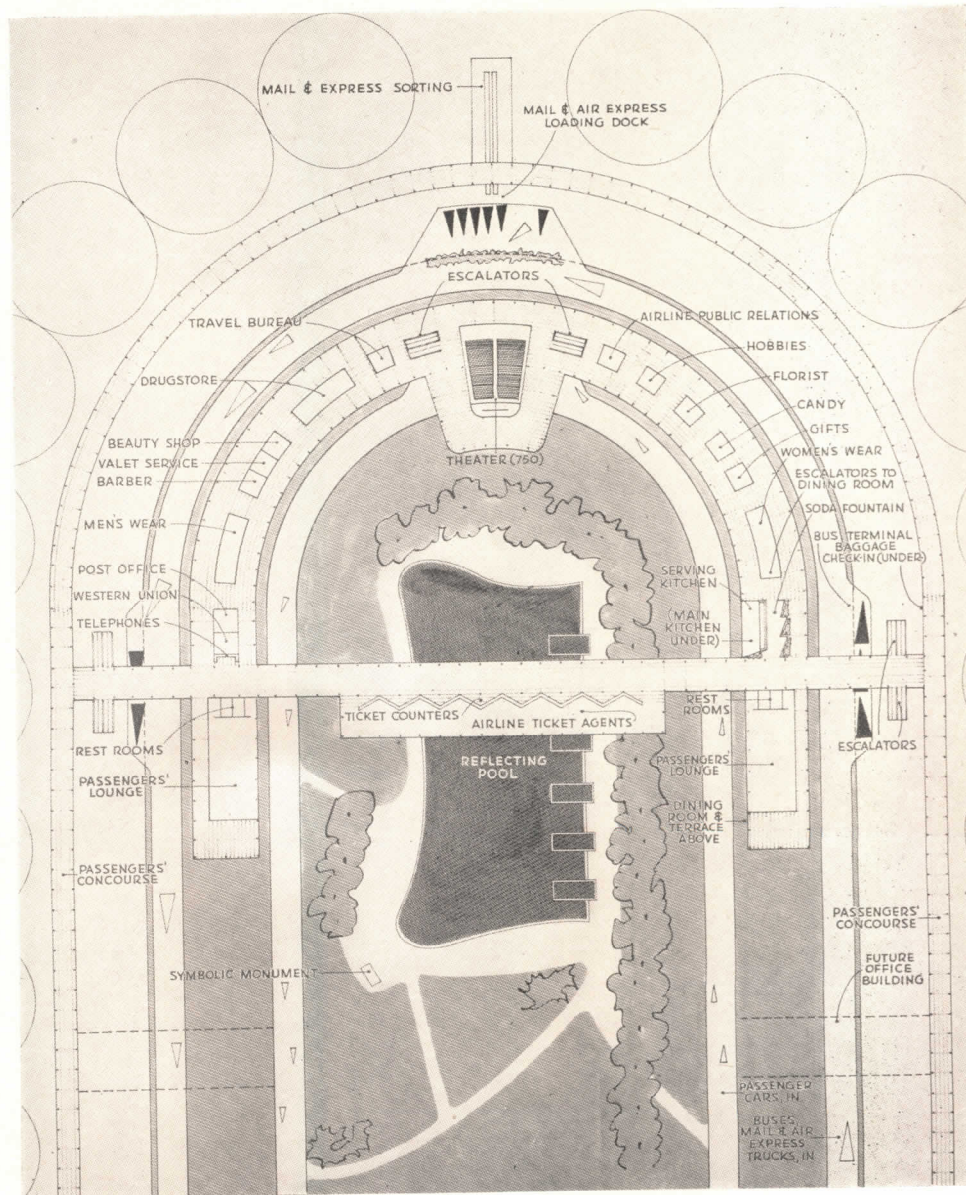
The wind rose has been and still is a prime factor in determining the alignment of runways and landing strips. However, there are several points which merit thorough analysis in using the wind rose information. First of all, an airport wind rose is an item of composite nature and should, if possible, be broken down to its velocity components and an analysis made of those velocities above 10 miles per hour. It is the high winds which should be used in determining the runway layout for an exclusive transport terminal or for a field which is to be used by both transport and personal flying.

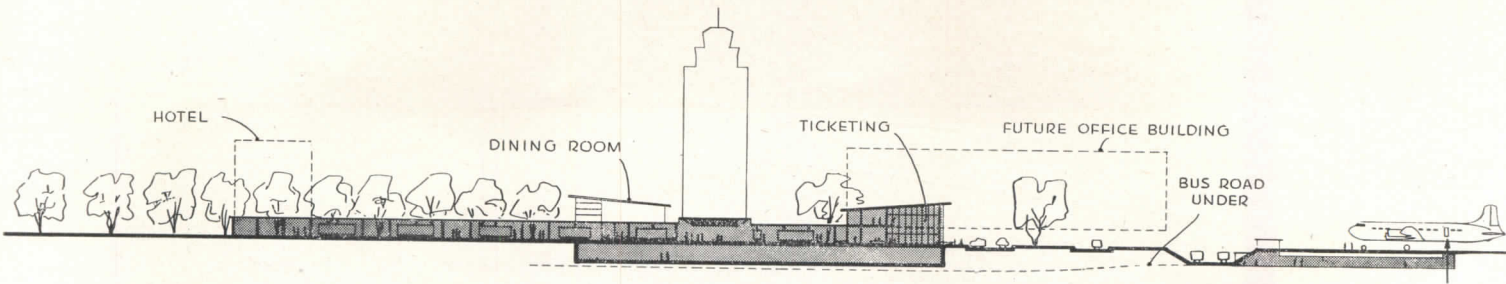
Cross wind landing gear, which is now nearing a workable stage of development, when finally adopted for use



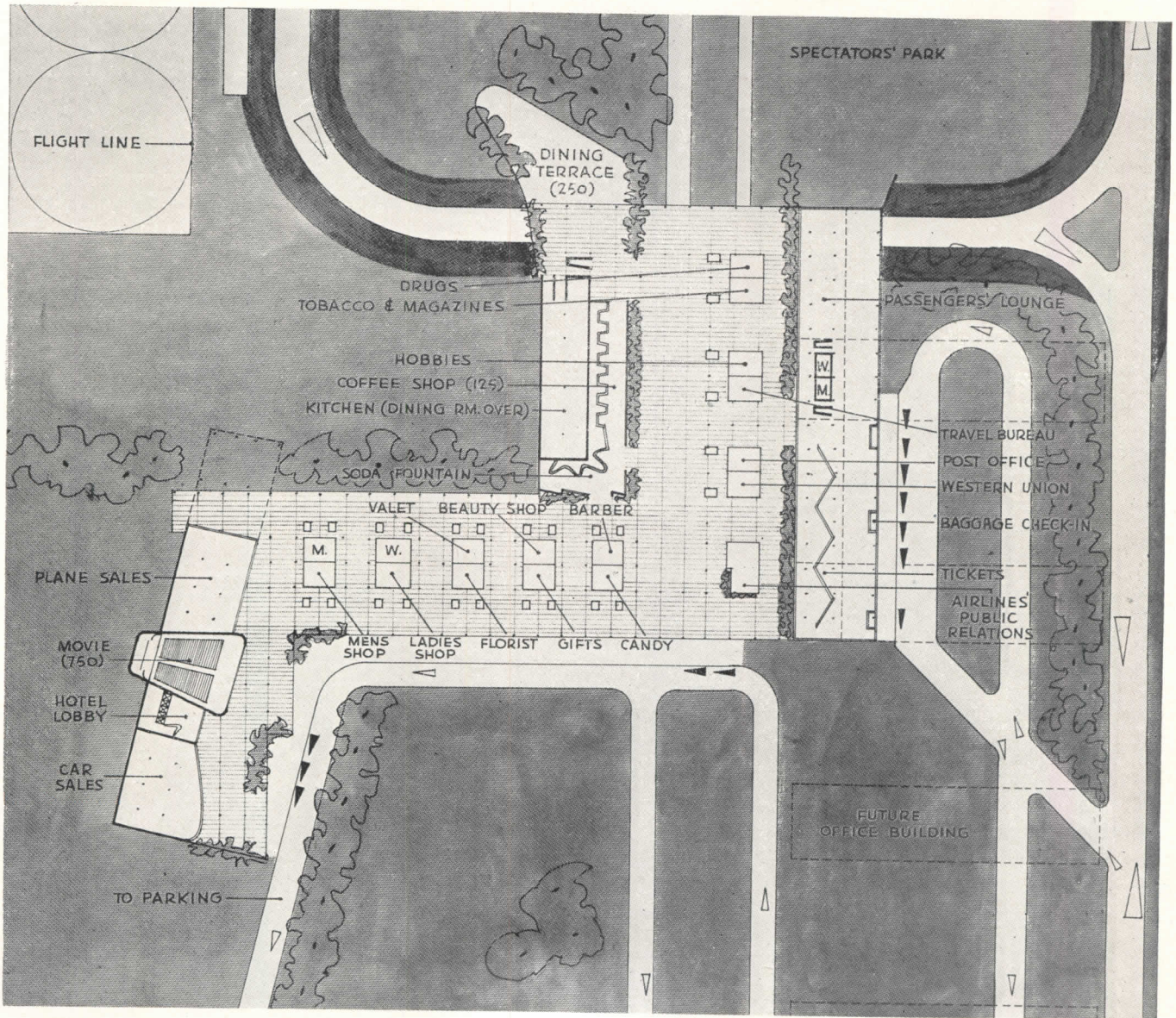
**Terminal Plan — Major Airport — Central Location**

At this site, considering the shorter driving time, it is entirely reasonable to expect that as many as 50 per cent of the region's air passengers may be ticketed at the airport terminal and that this same percentage may arrive in private cars or taxis, the remainder being ticketed at one of the city ticket offices and arriving in airline limousines or buses. The growth in air passenger potential from 1950 to 1960 requires the terminal area development to be flexible and if necessary expandable to meet growth and the changing needs. For example: the first stage of development in 1950 will require 14 plane spots and all weather loading from second level and 22 in 1960. All passenger handling, plane service and other ramp operations are on a consolidated operations basis. The enplaning passenger leaves his car or airline limousine at road level and point of baggage check-in and proceeds by escalator to second level ticketing, lounges, rest rooms, or directly to gate of plane departure. At this point he is checked in, by a ticket agent and boards his plane by way of an all weather gangway. Guests of air passengers have access to air passenger lounge. The public has a separate entrance and a spectators' promenade at second level in common with shopping and recreational facilities



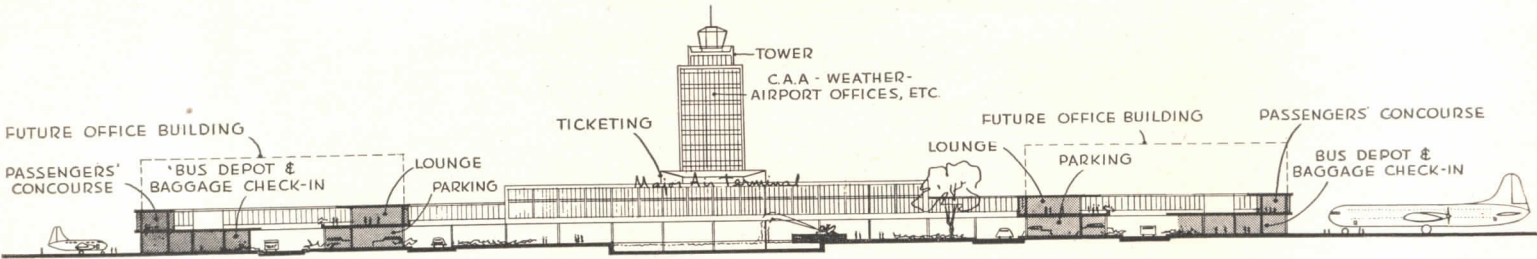


Section through terminal building



**Terminal Plan — Major Airport —  
Outlying Location**

With 60 per cent of the air passengers in the region having a driving time of over 45 minutes it can be safely assumed that at least 75 per cent of these passengers will arrive, pre-ticketed, by airline bus or limousine. These passengers will go directly to their plane gates. The remaining passengers arriving in private cars, public bus or taxi will go to the ticket office and from there by an airport bus which serves all plane gates. A major airport in this location, we feel, will be a fair weather port as far as public attendance is concerned. For that reason the scheme illustrated indicates a spectators' park reached by passing through a shopping arcade



Section through Terminal Building at an airport centrally located

on all planes in scheduled, non-scheduled, and private flying, will require approximately one-third the area now needed to achieve the necessary wind coverage in airport planning. Full cognizance should be taken of this possibility in the development of a runway pattern for the ultimate or master plan.

While the wind rose analysis and the obstruction map will determine the alignment of runways and landing strips, their relative positions in the layout and their lateral positions will be determined by the ground traffic patterns. A study of the volume and the types of operations with respect to wind directions and frequencies will show which ground traffic pattern will be the most efficient compromise with the location of the terminal and building areas. Construction costs should not be the only criterion in developing the landing area design because the capital expenditure is a non-recurring expense, but excessive ground time is an ever increasing item of expense to operators.


### TIME IS MONEY

Minutes can be added or subtracted from the plane movement time at this point of design. The importance of providing an efficient airport plan is emphasized by consideration of the cost of one additional minute of taxiing or waiting time based on an operating cost of \$120 per hour, \$90 per hour and \$6 per hour, which are

comparable to the cost of operating four-engine transport, twin-engine transport and light aircraft. The number and position of taxiways will have an important effect on not only the cost of using the airport in excessive ground time, but also in the capacity of the airport. The *position* of taxiways is most important in the case of airports anticipating a large volume of transport type operations while the *number* of taxiways or taxilanes is most important in effectuating the capacity of a landing strip in light plane operations. This is particularly true where the ultimate expected volume of occupancy anticipates periods of use where simultaneous parallel landing will have to be permitted in order to reduce plane circling time during peak periods.

One of the most difficult problems facing the air transport industry is that of retaining airport capacities during instrument conditions up to the capacity in effect during contact conditions. Air navigation facilities designed to assist landings and take-offs under instrument conditions for the most part operate at frequencies which are influenced by moving or stationary objects in the field of the instrument. The planning program should include the installation of such equipment, especially at those airports anticipating either scheduled operations or an appreciable volume of cargo or other non-scheduled movements. This places additional limitations in planning, particularly in the location of buildings, including hangars, and the position of highways, railroads and

Perspective of Terminal Building at an outlying airport



electrical power transmission lines with respect to the runway ends and approach areas.

Whether a major airport is to be a terminal base for *all* of the airline operators (with provision for all line inspection and repairs, including motor and airframe overhaul, as well as hangar storage) or would include only a *portion* of these, depends upon the location of the port in relation to the scheduled air routes of the airlines using the port.

Resolving the peak-hour plane movements into plane positions on the ramp involves the analysis of the types of planes operating and the length of time and facilities required to service these ships. **Due consideration must be given to the advantages of consolidated ramp service and its consequent savings in personnel and equipment.**

### PASSENGER TRAFFIC CONTROL

The method of handling on and off passengers and their baggage at all major airports (including line stops with low passenger potential and those with a high passenger potential as well as terminal ports, where the volume of transfer passengers becomes an important factor) will be determined by the distribution of this air passenger volume in the communities served by the airport. This will also be a factor in the determination of ground transportation and the ultimate location of airline ticket offices in relation to these community centers.

The method of passenger handling will determine to a large extent the number of passengers arriving at the airport pre-ticketed and the consequent extent of passenger facilities to be provided. At an outlying port where driving time is excessive and which is served by community ticket offices, passenger facilities may be reduced to a minimum. The same is true of a landing field which serves only as a ground to air transfer point. Public interest at such a port is at a minimum and will require a build-up of supplementary non-air facilities to encourage attendance and revenue from this source.

Whether the major airport has a central or an outlying location, all-weather protection for the passenger should be provided from point of ticketing to plane. Second level loading is favorably considered by most airlines, but the problem of all-weather protection from here to the plane remains unsolved chiefly because of the varying positions of plane loading doors and floor levels.

Segregation of air passengers from the general public is desirable to the extent that it will permit a free flow of passenger traffic from airline lounges and ticket offices to their planes and still provide supplementary facilities such as dining rooms, shops, Western Union, etc., which are easily accessible and visible to passenger and public alike.

The air passenger arriving at the terminal should be able to weigh and check in his baggage at the point of leaving the limousine, taxi or airline bus. For the convenience of the air passenger driving his own car, provision might be made to have an attendant take his car from the point of baggage check-in to a parking area.

Passengers departing from the air terminal should be able to pick up their baggage as their car is delivered to them.

Transfer passengers, as usual at present, would have no contact with their baggage at transfer points. Distribution of baggage would be handled to and from three points on the ramp: (1) point of entry and check-in; (2) point of exit and check-out and from a central transfer point by light motor trucks circulating free of passengers; and (3) terminal area service traffic.

At line stops and terminal airports provision should be made for airline public relations, ticket agents, airline communications and ramp offices for both plane servicing and passenger check-in as well as the general office space required by the airlines. Consolidation of ticketing and baggage handling now being considered by the airlines operating from the larger ports will result in a considerable saving of space as well as airline personnel.

### OFFICES AND SUPPORTING FACILITIES

The flight control tower and office should be centrally located to afford an unobstructed view of the field and ramp. Space will be determined by CAA on the basis of volume of operations at the airport, as will be the general office space required by CAA.

Weather Bureau space should be provided as required. This space and CAA offices may be in isolated structures apart from the terminal building.

Post office and air express space requirements will be based on the volume established by the survey and collaboration with the Postal Authorities and the Air Express Company. This space should be located along the ramp in a position central to the ultimate number of plane positions.

Many supporting facilities necessary to the maintenance of field, ramp and terminal area service must be provided in the terminal area of a major airport, such as: space for a first aid station; ambulance and fire and crash trucks at central position on the ramp; kitchen service for meals aloft as well as for public dining rooms and coffee shop. Provision must be made for locker rooms and cafeteria service for terminal area employees, offices for the airport director and staff, and in some instances, offices for the regional airport authority.

The patterns of population distribution and transportation in relation to the airport site have a definite bearing on the number and extent of supplementary non-air facilities to be provided at any airport for the convenience and recreation of public, passengers, and private fliers. The population distribution as established in the report, when considered in relation to their driving, recreational and shopping habits will determine the kind and the extent of these facilities at the particular airport under consideration. A large per cent of the airport's revenue will be realized from this source and the kind and quality of these services must be carefully approximated to insure their successful operation. The location of these facilities in relation to each other and to the passenger handling program must be carefully



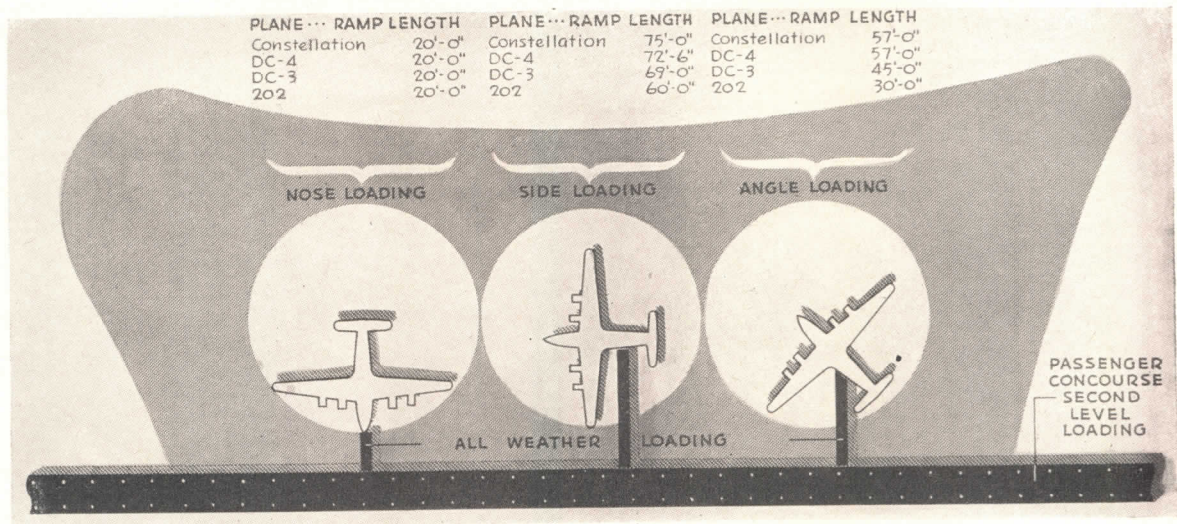
studied, bearing in mind the desirability of passenger circulation segregation without isolating these facilities which must be available to passenger and public alike. The volume of business done by these facilities at a major port will be large and the careful selection of competent operators for each is of utmost importance to a continued high standard overall operation.

The airport plan as a whole, and in its many details of air and non-air operations, should fit into the projected land use patterns of the community with a minimum of inconvenience to these operations and become an integral part of the region's transportation system.

The balance sheet of land costs, land development

authority and responsibility for the development, operation, financing and management has been vested in a Metropolitan Airport Authority. This area, like many of our metropolitan centers of industry and business, is divided by a navigable river which is an important factor in the transportation of raw materials and finished manufactured products. The total population is at present 3,000,000 and is expected to reach 3,500,000 by 1960.

The report indicates a need for one major, 14 intermediate and 22 private-flying airports by 1960. Passenger distribution into areas of origin and termination is generally the resultant of population distribution by income, the volume of industry, and the travel habits of



All weather passenger loading may soon be considered a must at major air terminals and at line stops along routes served by the larger ships. Its general acceptance will be dependent upon its flexibility, cost of construction and simplicity of operation. Nose loading forward of the inboard nacelle affords the shortest distance for a covered gangway between plane and second level loading. All weather loading at an outlying air terminal, as shown on page 94, might consist of passenger concourses under the ramp from the bus station to a hydraulic lift terminating at the plane entrance

costs, financing charges, maintenance costs, and operational costs, together with the revenues to be derived from all sources will determine the relative advantages of different sites under consideration and when considered with the operational aspects of each site will provide a basis for the selection and development of a sound "Airport Planning Program" for each stage of development.

#### THE EXAMPLE ILLUSTRATED

To illustrate some of the factors contributing to the preparation of an "Airport Planning Program" we assume that a survey and report have been completed for a region some sixty miles in diameter and that full au-

each. These can well be defined, as in illustrations No. 1 and 2, by major cross-city expressways. The areas shown are generally larger than any of the elementary junior or high school communities which are often used as a basis for planning the community life of a city, and represent a combination of these school communities defined by the expressway and transportation system of a metropolitan area.

The following data is then taken from the report to establish a close approximation of the air needs and the contributing non-air needs of the regional airports.

For scheduled passenger service the report indicates 340 plane movements per day in 1950 and 580 in 1960. For cargo service, 25 plane movements per day are indi-

cated for 1950 and 60 for 1960. (See tabulation below.)

The economic characteristics of school communities, such as income, available shopping money and shopping habits, when combined in areas designated as passenger distribution areas, will indicate the dollar volume from which non-air revenue is to be drawn. This volume when considered in relation to the driving time to the airport and the driving habits of the area will indicate the revenue dollars in sales to be expected from the various

concessions and services at specific airport sites.

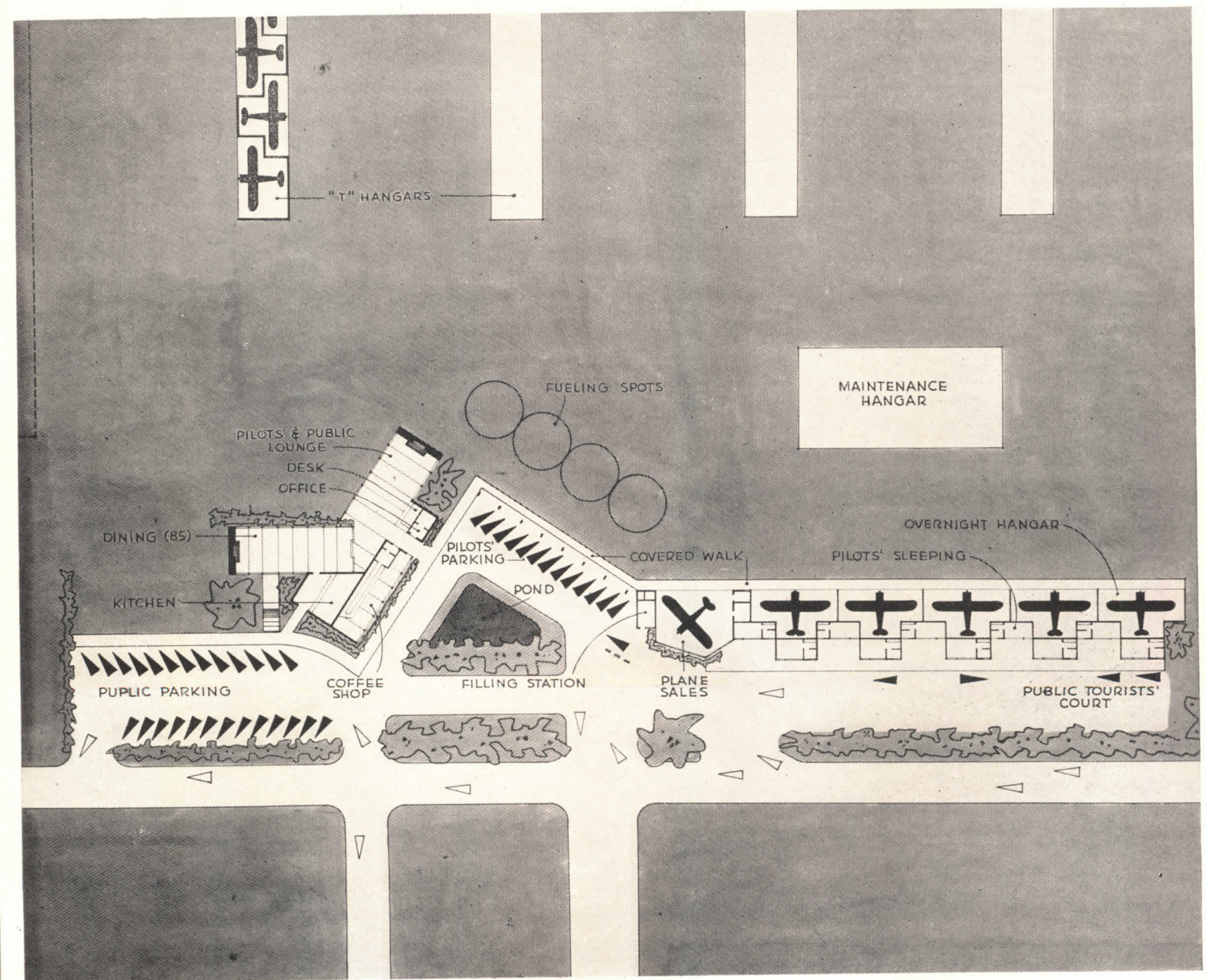

Analysis of all air requirements, collaboration with the operators and airport authorities will likewise establish space use and functions for all areas including field and buildings at each stage of development.

The combined needs of air and non-air operations translated into area requirements in terms of square feet and development costs, then becomes a part of the region's financial program.

Area	Population	High School Communities	Air Passengers	Private & Rental Planes	Pilots
A 1950	370,000	7	350,000	250	500
1960	325,000	7	650,000	450	1,000
B 1950	210,000	4	60,000	320	650
1960	240,000	5	150,000	400	800
C 1950	110,000	2	250,000	1,550	3,100
1960	160,000	3	800,000	1,850	3,700
D 1950	215,000	4	30,000	120	260
1960	257,000	5	75,000	175	350
E 1950	90,000	2	135,000	80	150
1960	175,000	3	300,000	150	300
F 1950	120,000	3	200,000	760	1,600
1960	180,000	4	750,000	825	1,950
G 1950	350,000	7	350,000	2,200	4,600
1960	375,000	8	900,000	2,500	5,450
H 1950	165,000	3	50,000	320	900
1960	200,000	4	125,000	400	1,250
I 1950	190,000	4	85,000	100	260
1960	220,000	4	270,000	150	375
J 1950	70,000	2	80,000	320	800
1960	90,000	2	200,000	400	1,075
K 1950	70,000	2	20,000	80	150
1960	80,000	2	80,000	100	200
<b>Outlying Area</b>					
1950	1,040,000	20	390,000	700	1,500
1960	1,198,000	24	700,000	900	1,900
<b>Total</b>					
1950	3,000,000		2,000,000	6,800	1,500
1960	3,500,000		5,000,000	8,300	18,350
<b>Air Mail</b>					
1950	8,400 Tons				
1960	12,000 Tons				
<b>Air cargo</b>					
1950	37,000 Tons				
1960	92,000 Tons				

Private  
Flying  
Field

Provision is made for complete maintenance and storage of 100 small planes at this post as well as classrooms for student fliers, overnight accommodations for transient fliers and airplane sales. To provide better facilities for the private flier and ensure successful operation at the field, a restaurant lounge and overnight facilities are located adjacent to the highway. This is also a means of creating public interest in the airport




# PRIVATE FIRMS PREDOMINATE IN V. A. HOSPITAL

RECENT decision by the Veterans' Administration to use its own staff in 1948 for designing 15 hospitals has led apparently to some misapprehensions regarding continued participation by private architect-engineer firms in the current VA program. There are rumors that a great many projects, still in the preliminary design stage, will be withdrawn from the present system of handling and turned over to the VA's internal staff for completion. Official spokesman for all agencies concerned declare, at present writing, that this is by no means to be the case.

It is important, first of all, to understand that the 15 hospitals in the 1948 Program, under an appropriation of some \$230,000,000, are no part of the 73 projects in the current program for which Congress has voted approximately \$730,000,000. Furthermore, a brief review of the current program's operations and status may be helpful in clearing up misunderstandings regarding the future.



Quoting from a recent statement by General Bradley: "From the outset it was evident that the program would greatly outstrip the capacities of the VA's own architect-engineer staff. Because the Army Corps of Engineers was already organized in field and division offices throughout the country, we elected to use its facilities for design and construction. Under this arrangement the Engineers are provided by the VA with detailed criteria for projects in various localities. Contracts are then awarded by the Engineers to private firms, with suitable past experience and performance, and data is provided for the preparation of preliminary designs. These are cleared by the VA for conformity to criteria and returned to the private firms for development as working drawings."



Nine hospitals in the current program are now under construction contracts. Five of these were designed by the VA's staff; four, by private firms (for the detailed treatment of one, Fort Hamilton Hospital at Brooklyn, N. Y., by Skidmore, Owings & Merrill, see ARCHITECTURAL RECORD, June 1947, pp. 114-123). A second group of 15 projects will be advertised for construction bids by the Corps of Engineers until December 15th of this year. Every one of this group, to go forward in 1948, was designed by a private firm. The balance of the 73 projects are largely still in preliminary stages of design. In an effort to pare at least \$100,000,000 of estimated excess above appropriations, due to inflated building costs, these will be restudied for elimination of "nice but not necessary" staff and entertainment spaces. There will be no savings, however, "at the expense of accommodations and comfort for patients, or of modernity and efficiency in operating rooms, laboratories, and contingent facilities." Moreover it is officially declared that, with the possible exception of two or three projects for which sites have not yet been determined, the current program will continue as at present in the hands of the Corps of Engineers and private firms. Use of the VA's staff on the future projects is due entirely to the satisfactory operation of the current system in bringing the entire program into scope for this staff to be utilized. It is stated that its number, previously reduced to under 300, will not be increased for the purpose, and if there is evidence that even this share of the work is beyond its capacity, a number of the new projects may revert to the current system of handling.






Among the 15 projects in the current program ready for construction is the 200-bed general medical hospital (top cut) at Iron Mountain, Mich. Architects-Engineers are Fugard, Olsen, Urbain & Neiler. Another is the 200-bed g. m. hospital at Wilkes-Barre, Pa. (directly above); Kelly and Gruzen, Isadore Rosenfeld, Architects-Engineers. A third is the 200-bed g. m. project for Fort Wayne, Ind. (right), by Giffels and Vallet, Inc., and A. M. Straus




# PROGRAM






Three projects on these pages are in the group of 15 on which construction bids are now being taken; the 450-bed general medical hospital for Shreveport, La., is by Neild & Somdal (at top of this page). On page opposite, at top, is the 200-bed general medical project for Altoona, Pa.; Marlier, Wolfe & Johnstone, Architects; Button, Sterling & McLean, Associate Architects. At bottom of the page opposite is the 250-bed general medical project for Big Springs, Texas, Wyatt C. Hedrich, Architect-Engineer. Directly above on this page is a 250-bed tuberculosis hospital for Americus, Ga., by Burge and Stevens and Associates, and J. R. Wilkinson. This is one of the group in the current program requiring restudy. Middle cut on the page opposite shows the 250-bed general medical project at Fresno, Calif., for which construction contracts were let on August 19th. Masten & Hurd and Huber & Knapik were the Architects-Engineers







At left, top: 500-bed g. m. hospital for Little Rock, Ark.; Erhart, Eichenbaum & Rauch, Brueggeman, Swaim & Allen, Architects-Engineers; Edgar Martin, Consulting Architect. At left, middle: 200-bed g. m. for Beckley, W. Va.; Tucker & Silling, Architects. At left, bottom: 200-bed g. m. for Duluth, Minn.; Magney, Tusler & Setter, Architects-Engineers. First two are in the group of 15 for construction in 1948; latter is one of the projects to be restudied. Remainder of the projects on these pages are in the group of nine currently under construction contracts. Directly above and below are typical patients' buildings in the 1984-bed neuro-psychiatric hospital at Peekskill, N. Y., designed by the VA's own staff. At top, right, is the 418-bed g. m. project at Providence, R. I.; at bottom, right, is one of 300 beds at Sioux Falls, S. D.;



both are by the VA. In middle, right, is 1000-bed g. m. hospital for Buffalo, N. Y.; the project for Albany, N. Y., is almost identical; both are by Eggers & Higgins and Greene & James





# TO GET THE MOST FOR THE LEAST—




Rodney McKay Morgan Photos



**G**ETTING the most for the least is always desirable, but it demands the utmost in both ingenuity and technical background on the part of the architect, especially in the case of low-cost housing. Most small houses have suffered from cramped rooms and their occupants have suffered from a lack of even a sense of spaciousness. Thanks to thoughtful planning, simple construction and careful detailing there is an *illusion of much greater size* and consequently much greater comfort and sense of well-being, even though the rooms in this demonstration house actually are small. Except where demanded by requirements for privacy, partitions are eliminated and one space opens into another. The high ceiling and large window help tremendously, too.

Maximum apparent spaciousness, plus efficient room arrangement, and a minimum of required materials,

*an experimental house-system developed  
by Holden, McLaughlin & Associates,  
Architects, for American Houses, Inc.*



*Model of a projected two-family unit. Below, the living room looking toward the window and entrance door*



equipment and labor, were major objectives in the design and construction of this house. The plan and section show the effective openness in the arrangement of space, the concentrated fenestration, and the high-ceiling living room, all of which contribute to apparent size.

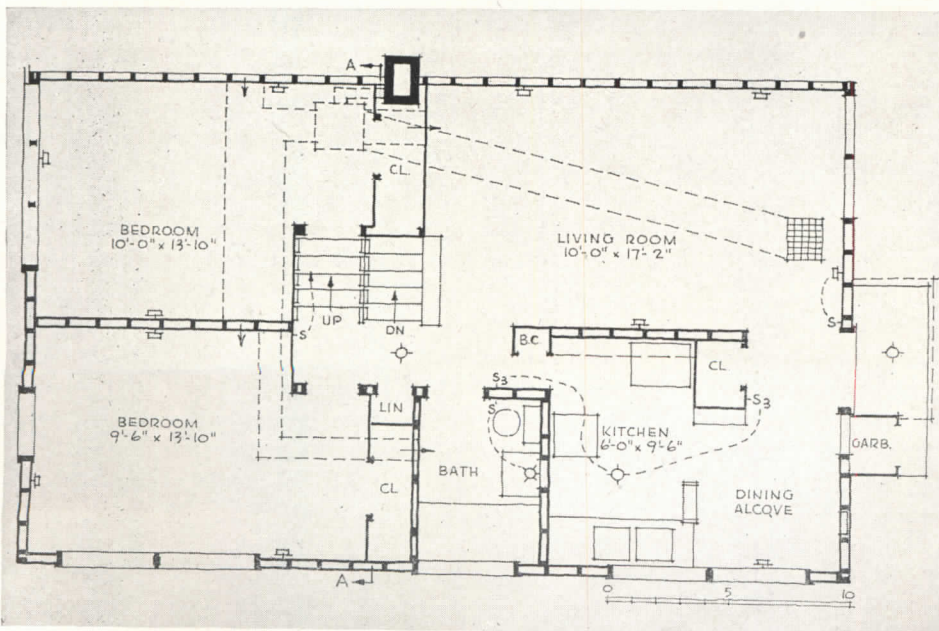
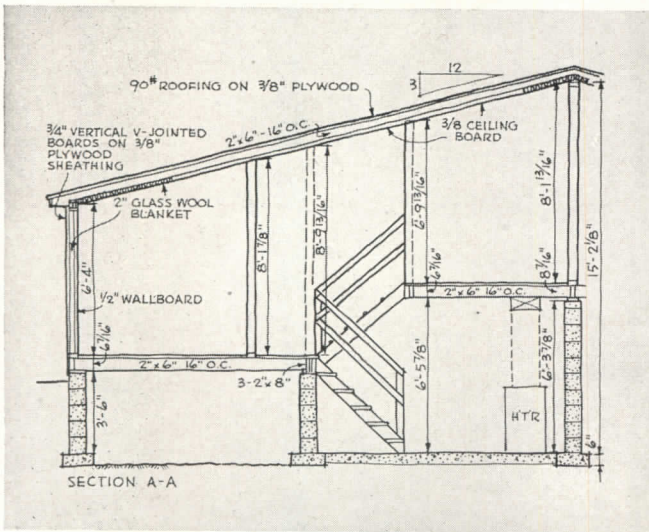
A minimum of material is used structurally as well as a minimum of mill work. Select 2 by 4's are used for finish at windows and doors. Framing of joists, studs and rafters was carefully studied to use smallest possible standard members, eliminating headers in the roof and reducing possible shrinkage. Nothing larger than 2 by 6-in. lumber is used for the structure and consequently no bridging is necessary for joists or rafters. Closets are constructed of single thickness wood without studs and the closet shelving is used as structural stiffeners. The

closets serve as sound buffers between the living and bedroom parts of the house. A single exterior entrance eliminates additional exterior walks. All parts are simplified to their utmost consistent with safety. Stair treads are let into structural stringers, with no risers and but a simple plywood soffit. Wherever possible structure and finish are integral.



In northern climates footings are at least 3 ft. 6 in. below grade and advantage is taken of this to provide a partial cellar (as shown in the section), with its many advantages but without the expense of excavating to an additional depth of 4 or 5 ft. The slope of the roof permits the useful semi-basement with a bedroom above. Gravity warm air heating is therefore possible and desirable since it produces a warm floor and eliminates mechanical equipment. Simplicity is the keynote of

mechanical equipment as well as design and structure. Costs, both first cost and operating maintenance and repair costs, are thus brought to a minimum. Plumbing can be prefabricated as it is concentrated in the kitchen and bathroom which adjoin to use the same stacks and economize on piping.

While not designed primarily for full prefabrication, the house could easily be adapted to such a construction method. Site prefabrication and quantity production of all members would produce economy.

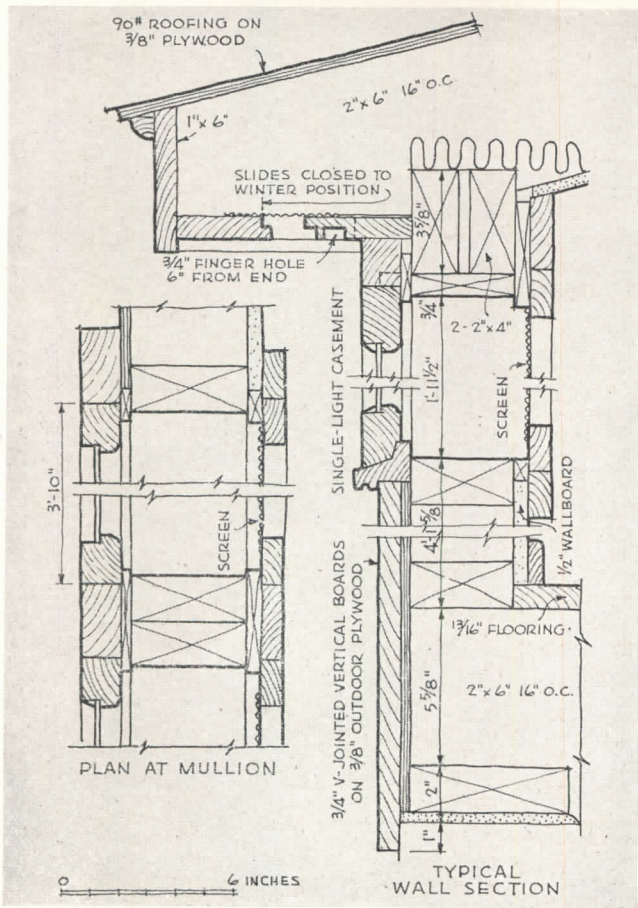


Above left, section showing split floor level to provide heater, utility and storage room under one bedroom; all other rooms on one level. Above, the living room of the demonstration house looking toward the open hall and stair which add to apparent spaciousness of the room. Note storage cabinets. Left, the plan showing simplicity of construction, openness of space and maximum use of even small areas. Heating ducts are shown by the dotted lines



Above, close-up of the living room looking toward open wall of the bedroom, showing simplicity of the stair and the heating grill incorporated in a cabinet. The low cabinets serve to divide the areas without obstructing the visual spaciousness. Insert (from a model) indicates possible fireplace instead of heater-grill. Furniture scaled to the rooms increases useful space. The modern drop leaf table folds to cabinet size; see photo next page






The design and the structural system were carefully worked out and studied in the 3-in. scale model shown opposite. 1. Foundation and chimney (with fireplace). 2. First floor framing (no fireplace). 3. Bed-room floor and partition framing; exterior wall frames in place. 4. Partition walls in place; equipment installed. 5 and 6. Roof framing partially in place. 7. Completed roof framing (note variations in spacing)




Above, section showing simplicity of construction, elimination of superfluous millwork and ingenious slide ventilator for roof

Below, views of the kitchen where every inch serves some purpose and surprising shelf capacity is provided with a minimum of materials. Dining area is adjacent







1




2




3




4



5



6



7

*Keith's Home Store, Kansas City:*

*Antonin Raymond — L. L. Rado, Architects*



Hedrich-Blessing Photos

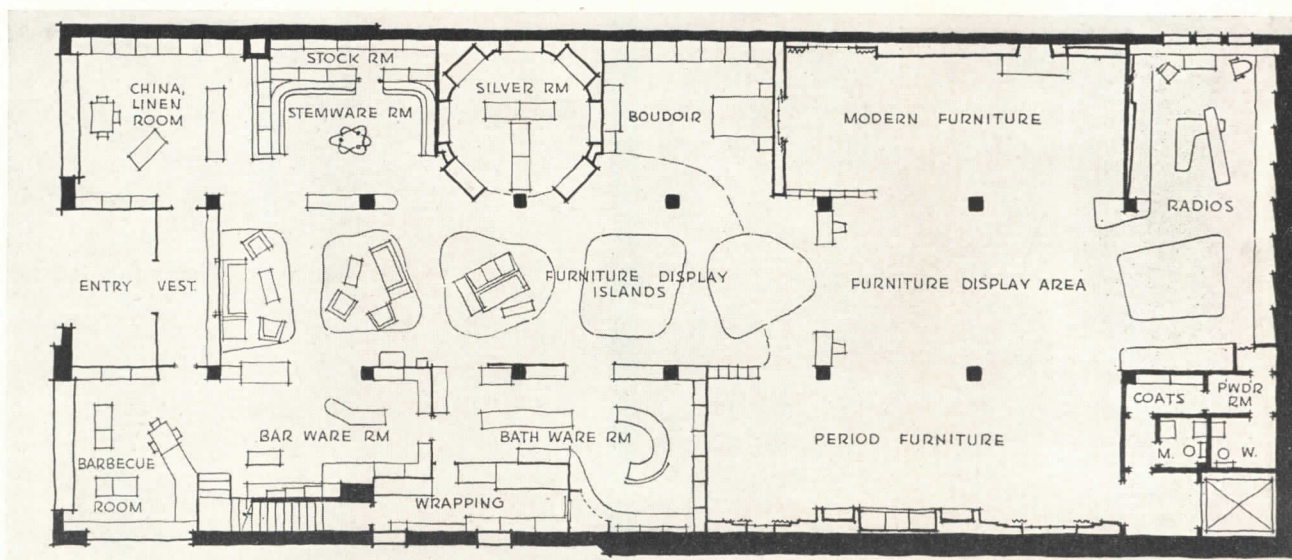


# WHERE SIMPLICITY IS THE KEY FOR VARIETY

SOMETHING about Kansas City — maybe clean winds blowing in from good earth and grass roots — is reflected in a store design that contrasts, spectacularly in its essential simplicity, with the merchandising flamboyancies coming to be known as "Broadway Architecture." There is in this case a refreshing absence of tortured kidney and related shapes.

Robert Keith, Inc. is a home furnishings store located in the University District, in a shopping

architects to be harmonious accompaniment for the wares contained. At first impression the result is a full chorus in which, with closer attention, individual voices come to express their distinct appeals. Entrance and vestibule enclosed in glass, with two large flanking show windows, allow a projection of allure that reaches to the opposite sidewalk. Impressions are heightened with passage across the entry, and the vestibule gives a moment of pause in preparation for more con-



area called "The Plaza." Close watch by the local merchants' association prevented much reworking of an existing general exterior "somewhat Spanish" in style. The architects had moreover to fit the new store into an interior laden with columns, beams and piping. An unusual variety of merchandise was another problem.

The solution was based on the principle of letting the merchandise sing clearly for itself, with fixtures and display devices designed by the

centrated stimulus beyond.

Color and lighting in each special section were similarly calculated to point up the inherent attractiveness of the articles for sale, without being in themselves obtrusive overtones. Angle of the photo on opposite page shows the scheme of general lighting. The ordinary customer, with attention fixed on display settings, is seldom conscious of the fixtures overhead, or of pipes and beams against a ceiling painted dark blue.

---

*Photo on opposite page shows store entry with vestibule beyond. Floors are paved with natural tile, bridging the contrast between the "Spanish" building exterior, a fixed quantity, and the store's own simple, open front. Glass framing, shelves and vestibule paneling are natural oak*

Photo below on this page shows natural tile of the vestibule yielding beyond the doorway to squares of rubber tile, in gray and tan with black dividing strips. First departmental stimulus to strike the customer from this approach is that of the china and linen room (photo at top, right). Display fixtures have cupboards and drawers beneath for storage. Colors behind the china are magenta and rose; doors beneath are gray; wall above, gold. Linen storage drawers are brick red with gold trim. Stemware room, visible to the right from vestibule, and shown in detail in large photo on opposite page, has slate-blue background to accentuate merchandise, with lighting on the glass items from below as well as above. Tables and chairs are provided for leisurely and comfortable inspection of the merchandise by the customer




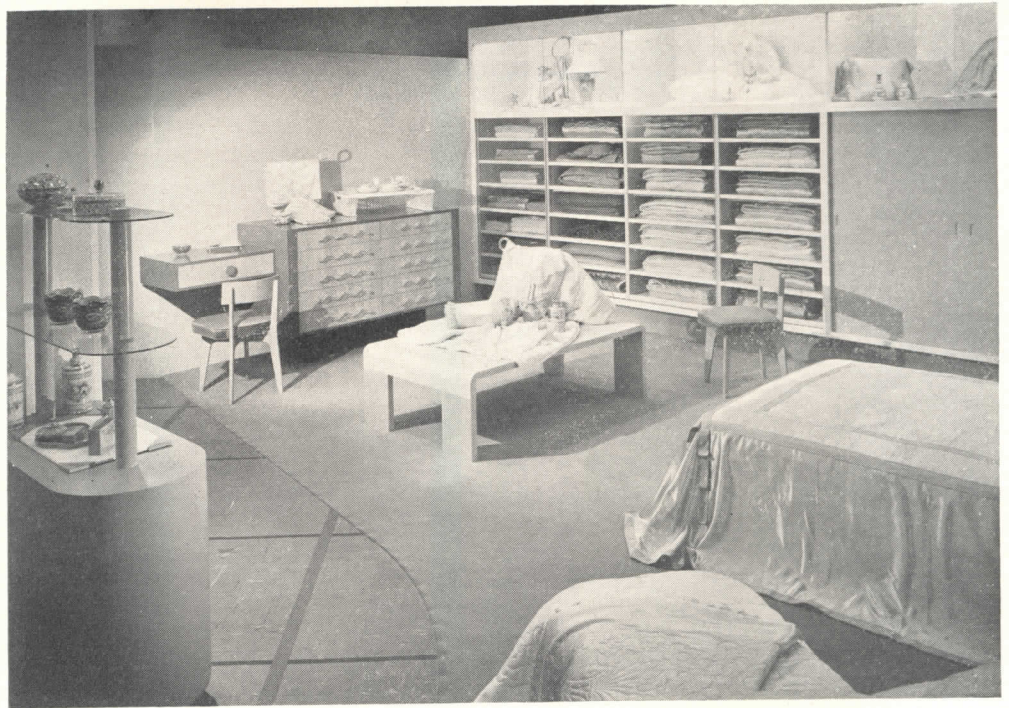




Colors in the bar-ware room, top left, are green, vermilion, black and royal blue, giving the section a character somewhat more masculine than other departments in the store. Beyond, to left in the top photo, is the bath-ware room, shown in detail below. Design of the glass-topped counters permits full view without soiling and disarray of the articles contained. Hanging in the background shower curtains




Photo at right shows the silver room. Recessed cases with fluorescent lighting turned on a snow-white background give dazzling definition to shapes and highlights of the articles displayed. Gold-flecked, glass-topped tables are free standing to permit various combinations. Smaller photo at top shows the boudoir shop, in which careful design and placement of fixtures help prevent the look of disorder so frequently besetting these sales areas. Wall is yellow; cases, rose; sliding panels, yellow. Dressing table is cantilevered



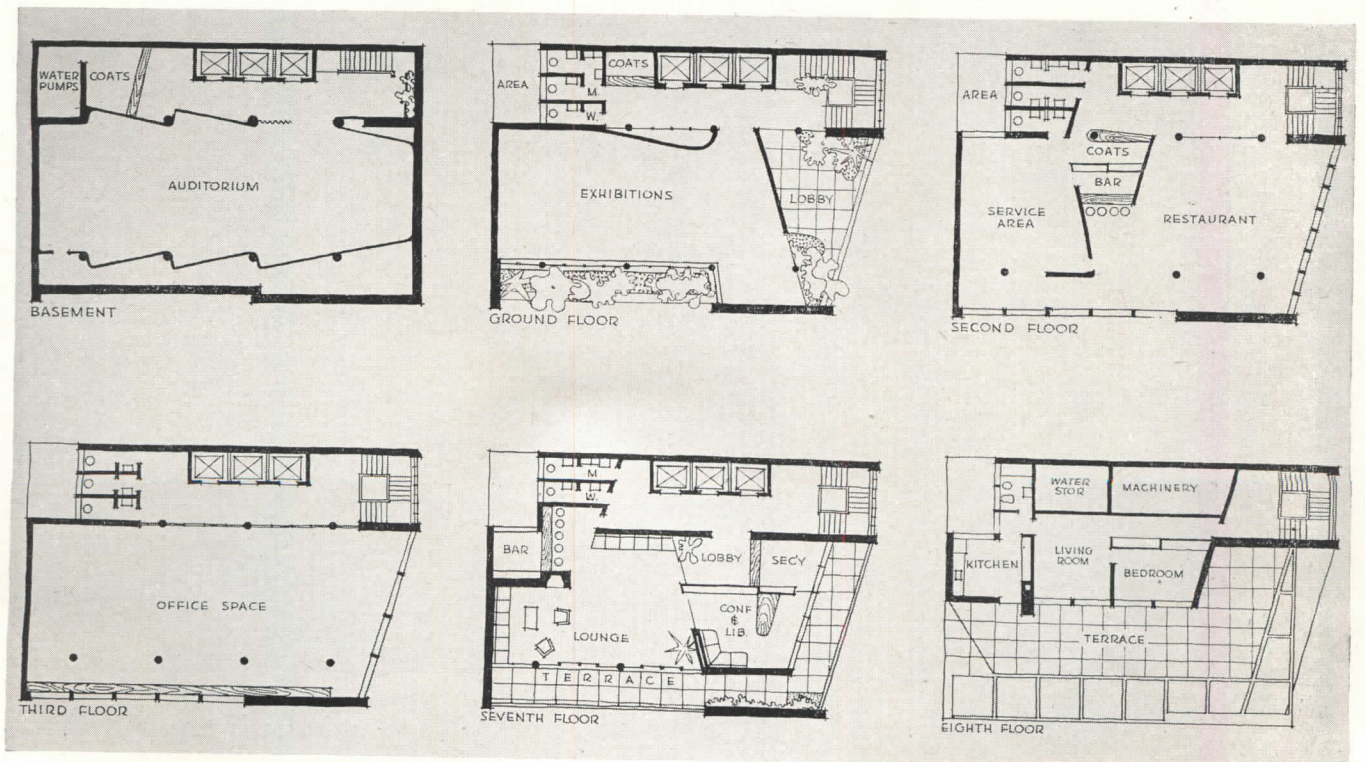
# BY, OF and FOR ARCHITECTS

*A club and office building  
in São Paulo, Brazil*

*Forte, Ruchti, Ciampaglia,  
Architects*



**M**ANY an American group of architects will envy the new building Brazilian architects have planned for themselves as a combined club, exhibition hall and office building. The ground or street floor is devoted to exhibition space, handy and inviting to the general public. Below is the meeting room or auditorium which can be used for many different occasions as there is ample storage space for chairs and other paraphernalia when the floor must be kept clear. The restaurant and bar on the second floor is bound to be popular. The floors above should be ideal for architects' offices — rentable space to make the project self-supporting. Construction is of reinforced concrete, brick and glass, resting on pile foundations under the columns.



# OFFICE BUILDINGS

ARCHITECTURAL RECORD'S

NUMBER

BUILDING TYPES STUDY

130

## NEW DEPARTURES IN OFFICE BUILDING DESIGN

By Lathrop Douglass, Architect

**T**HE pitfalls of façade-first design have long been apparent to architects, but I think office buildings particularly require that we forego the sketch-drawing until a thorough study has been given to what goes on inside the building.

It is perfectly true, of course, that between the Twenties and the Forties we should expect progress in matters of exterior design, but I insist that there is equal room for improvement in matters of function. These advances we must assimilate or develop before we can find anything but superficial words in such phrases as "horizontal or vertical treatment," "revealing the skeleton," "all-glass walls," etc.

As for the great American skyscraper, perhaps there is a temptation to think that it reached a high state of functional efficiency in the late Twenties. At least some of the few that have been built since then seem to repeat the pattern. I cannot agree that the old ones were so good. Some of them — Rockefeller Center, for example — provided good office space, with a notable quantity of that all-important ingredient, flexibility. But many of them were just façade-first designs. They did not provide that *sinè qua non* of an office building: comfortable,

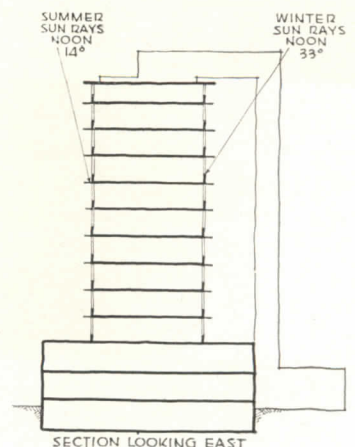
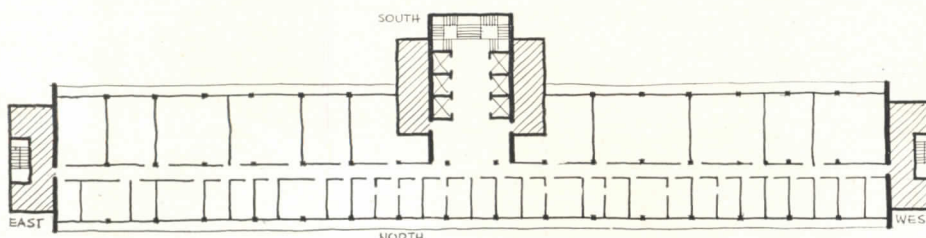
efficient, flexible, standardized, economically operable office space. Certainly we can do better today, as this article will attempt to show.

### FLEXIBILITY

Flexibility is the most important criterion of all. Corporations grow large, or small, or they move, or change their lines of business. The president of a large concern in Louisiana told me the other day that when they at last moved into their carefully-planned new building they thought nothing ever would have to be changed. In six years 50 per cent of the partition work has been changed.

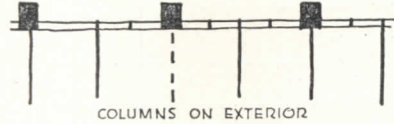
Flexibility for future changes is not achieved without good planning of many different elements. First, the space must be standardized as far as possible for the largest possible number of uses. Modular locations must be developed for all such things as lighting fixtures, air conditioning grilles or radiators, or other service items, so that partitions can be moved overnight without tearing out important pieces of equipment. Fenestration must be designed in such a way that office widths can be varied to suit changing needs, to provide minimal

Office building plan, by the author, for a latitude of 10 degrees north, with good year-round air temperatures but intense radiant heat from the sun. Long axis is east-west. Continuous horizontal sunshades anticipate sun's angles in winter and summer. Sun never strikes any window, summer or winter. Result: no glare, no blinds, no radiant heat; also rain protection. Stairs and utilities protect ends of building from the sun




private offices or larger ones without waste of space.

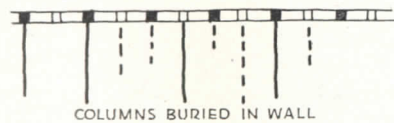
The building managers who struggle with profit and loss figures in the old-time skyscrapers talk a great deal about depth of space from the windows. In an air conditioned, well-lighted building, the problem naturally is not so critical. Any reasonable depth would seem



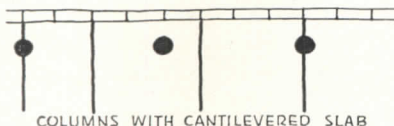
Expensive exterior; more complex framing; smooth interior wall; excellent flexibility



Inexpensive exterior; columns are unsightly in offices, interfere with best functioning



Inexpensive exterior, but expensive framing; smooth interior wall; good flexibility



Handsome all-glass wall, but partition work complicated; columns restrict desk placing

satisfactory, so long as people generally can see somewhere in the distance a patch of sky. Nevertheless, I am inclined to side with the building managers in their contention that excessive depth of space is a waste of money. Where the requirements include a large number of small private offices — for engineers, copy-writers, etc. — the exterior wall space is at a premium, while there may be little use for interior space. It seems poor economy, then, to create undesirable space simply because it can be done cheaply. The number of square feet of usable space per man is the criterion.

I know of two buildings, in different locations, owned by the same company. One has 12 ft. as the standard office width module (and this is far from economical); in this building the space per man is 140 sq. ft. The other building has 9 ft. as the standard width (much more economical), yet the space per man is 200, because of excessive depth.

### FENESTRATION MODULES

The most heartfelt speech of the building managers deals with fenestration. Indeed the most serious charge against the skyscrapers of the Twenties is that usually the fenestration was designed for appearance and froze office space in uneconomical units.

For example, a handsome well-appointed office building in the South has windows 6 ft. 6 in. c-c. The result is that offices cannot be narrower than 13 ft. Six-and-a-half feet is too narrow for a private office, even for an engineer's cubicle. But 13 ft. is much too wide.

Rockefeller Center, on the other hand, stands out in my opinion as far ahead of practically all of our modern skyscrapers. Perhaps the simple alternating rhythm of 4½ ft. windows and 4½ ft. piers is not revolutionary enough in "design" for armchair commentators, but there is an almost unrivaled flexibility. Such buildings are functional in the true sense of the word.

The Tishman Building, newly completed in New York, has taken a different approach, but one that also is truly functional. There is a continuous row of windows separated from each other by a 12-in. mullion. Partitions can be placed anywhere on a 4½ ft. module, allowing offices of 9, 13½ and 18 ft. There are no columns projecting into the rooms, and the windows are virtually a continuous band of glass. The partitions, however, have to be on this exact module, whereas in Rockefeller Center the 4½ ft. masonry pier permits an infinite variety of widths.

Architectural magazines are showing more and more buildings with all-glass walls. Superficially the all-glass wall seems highly functional. It may be, in many cases. In others it may simply be creating a problem in order to solve it.

Glass walls with their maximum daylight are obviously desirable, provided we solve the problems of radiant heat of the sun and of sun glare. Otherwise our glass wall will be nullified by venetian blinds, or the occupants will be scorched, even if we specify special glass to cut the actinic rays by 50 per cent. And what if the sun keeps playing hide and seek behind the clouds?

Early installations frequently were not adequately calculated in this respect. For example: I visited a very nicely-planned air conditioned office building on one of the Caribbean Islands. Large areas of the walls were in glass block, with a small clear-glass window every so many feet, through which one could feel contact with the world. The glass block was carefully checked for its heat transmission coefficients and the air conditioning designed accordingly. But nobody had considered the problem of direct radiant heat rays of the sun which went right through the glass. The occupants were almost blistered when the sun came around their way, and a tremendous added load was put on the air conditioning.

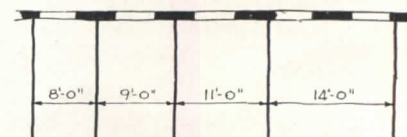
Bad enough to guess wrong with glass block. Think of the problem with ¼-in. plate glass, even double glass

Continuous fenestration on 4-ft. module; offices of 8, 12 or 16 ft., but no fractional variants



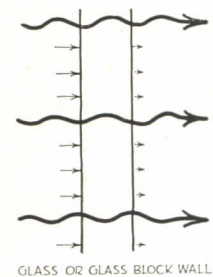
CONTINUOUS FENESTRATION - 4' MODULE SPACING

Alternating 4½-ft. windows and piers give exceptional flexibility; office widths can be as desired

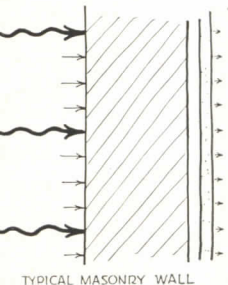


ROCKEFELLER CENTER SPACING





With glass or glass block walls, heat transmission is partly by conduction and convection, partly by radiation through the glass. Unless fins shield glass, air conditioning must meet this load



In the typical masonry wall transmission of heat is by conduction and convection. Radiant rays from the sun tend to heat up wall and increase conduction, but do not of themselves penetrate the building

with air space. The air space doesn't mean a thing to those heat rays.

I should make it clear that I am not criticizing glass or its manufacturers. The heat problem, both ways, is carefully stated; you can look in Sweet's and find tables for both heat transmission and radiant heat for different kinds of glass or glass block. What I am trying to bring out is that the designer cannot blithely assume that the all-glass wall is wonderful without designing his building very carefully.

As an example of the design problem, I am planning a building for a tropical location at a high altitude. We worked out a long narrow building, with plenty of glass: all offices have continuous windows. The long axis is placed east and west, offices facing either north or south. Only utilities are on the sun-baked east and west ends. Fins or sunshades along north and south walls anticipate the varying angle of the sun, to the north in summer, to the south in winter. The sun never gets into any window at any season. With this protection against radiant heat of the sun, we need no air conditioning, for the air temperature is ideal the year around. Nor is there any need for venetian blinds.

## COLUMNS AND FRAMING

Exterior columns are a definite problem. They tend to interfere with partitions, upset modular spacing of windows and may have an unpleasant appearance. The system of cantilevered floors with columns set back a few feet from the exterior seems in actuality to be but a *post facto* rationalization of the desire for the all-glass wall. For loft buildings or small offices, where changes will not occur, this system may be all right, but partition locations are a serious matter for a large building requiring many types and sizes of offices. There is reduced flexibility of partition work, and desk spacing is handicapped unless columns are some 6 ft. away from the wall. Should flexibility and interior planning economy be sacrificed just for a "smart" exterior? Perhaps in some

cases this should be done for the advertising value of good appearance, but it is not functional architecture.

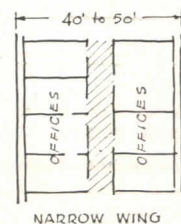
Columns outside the building proper seem a better solution, not because they "reveal the skeleton" (which they do), but because they give a smooth, uninterrupted interior surface to the exterior building wall, so that partition work can be standardized and simplified. This system has been used on the Savings Fund Building in Philadelphia, and appears slated for a number of projected buildings. It seems like a very practical idea, except for the higher cost of exterior masonry and the more complicated column connections.

A still better solution under certain circumstances seems to be the use of angles or T's at frequent intervals imbedded entirely within the wall. They are less complicated than exterior columns; interiors are smooth; spacing of windows can be absolutely uniform, so that any module system can work. This system is ideal for continuous windows.

The Tishman Building seems to be pioneering this idea in New York, though building code requirements have resulted in very heavy mullions.

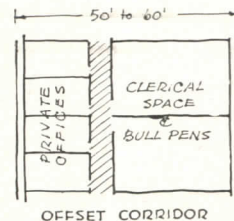
Following along this line, I am currently planning, with Carson & Lundin as associates, a long six-story office building for which the owners have very intelligently insisted on a 4-ft. module, in order to provide

When occupant has nearly all small offices for such employees as engineers or copy writers, interior space would be largely wasted



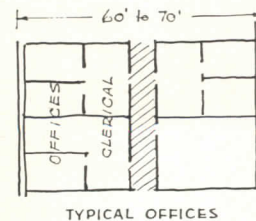
NARROW WING

When there is a good balance between private and "bull pen" offices, or where windows are desired for all, try the off-set corridor



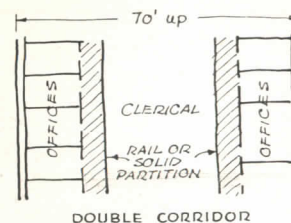
OFFSET CORRIDOR

For a commercial office building with many small tenants, clerical areas are usually inside; depth from window not much over 25 ft.



TYPICAL OFFICES

For large offices inside space may be used for open offices, with partitions only for private offices. Double corridors set off by railings



DOUBLE CORRIDOR

8-ft. secretary offices or engineer cubicles, 12-ft. standard offices for one to two people, and 16-ft. executive offices. This would be impossible without an absolutely uniform spacing of windows on the 4-ft. module; i.e., you must be able to place a partition equally well at any mullion and still have exactly 8, 12 or 16 ft. c-c. partitions. We have been able to cut the exterior steel down to a box of two 6 by 3½-in. angles welded and placed every 8 ft.; i.e., every other mullion is structural.

This scheme may have an added advantage in uniformity. To illustrate: I remember once showing a sketch of a proposed plan to a former official of this same company. An over-zealous draftsman had very accurately scaled off the areas of the various offices on the sketch. The office assigned to the man in question showed 296 sq. ft., whereas his equal-ranking neighbor had an office marked 300 sq. ft. In all seriousness he called me up and asked why he had been discrimi-

nated against in the matter of the size of his office.

Cost of maintenance (operating cost) seems too frequently ignored. It is inescapable that every maintenance dollar spent in a year is the equivalent of \$15 to \$20 in first cost (depending, of course, on interest rates). If a company is planning an office building which is expected to last a score or more of years, it scarcely seems intelligent, unless there is difficulty in financing, to save \$100,000 on first cost by cheap material or poor planning, and then have for the life of the building a maintenance bill every year whose capitalized value might be \$200,000. The upward spiral of inflation underlines this argument even more forcefully. Annual charges on the capital investment do not increase as inflation proceeds, but maintenance costs go steadily upward; in fact have doubled in the last few years. The prudent man who insisted on cutting maintenance and operation costs to the minimum should be reaping his reward.

## PERHAPS THE BEST IS ACTUALLY THE CHEAPEST

By Lathrop Douglass, Architect

If this really is a new era for office buildings, with improved functional designs and better styling, let it also be a new era as regards costs. And not a penurious era.

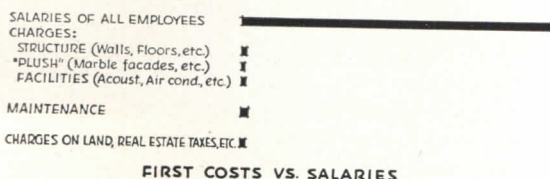
In making this special plea for a new type of realism on costs, I am not going to dwell upon the high building costs that have been making headlines. Certainly costs are high, but the *level of costs* does not greatly affect the *comparative costs*. This message deals with relative costs of the buildings and the operations that go on inside them. I think I can show that in the past we have been building offices too cheaply.

It seems reasonable to say that "first costs" fall into three fairly obvious classifications:

1. The cost of space; that is, the structure itself.
2. The cost of "plush," or the advertising value of a handsome show — the marble, the 100-story tower.
3. The cost of such features as partitions, lighting, air conditioning, acoustical treatment, etc., which are all a means of improving the efficiency of the office employees.

To repeat once again, an office building is a means of providing, on a proper site, the most comfortable, efficient, flexible space for housing the activities of employees; whether for one firm or for many. The important and very interesting question is: to what extent do these features affect the employee? Does a man turn out more work in a cool, dehumidified building, a well-lighted building with a private, sound-proofed office for himself? How much more work does he turn out in these surroundings than in a humid, hot, ill-lighted bull pen amidst the clatter of typewriters and the time-wasting gabble of his fellow employees?

During the early part of the war I worked in a room with two other people, no acoustical material, hard floors and ceiling, poor lighting, drafty, no air treatment. When I wasn't wasting time talking to my office mates I was going crazy listening to the racket of their talking to each other. When people came in to see me I was apologetic. In the summer the office had to be closed every so often because the heat made work an impossibility. Yet this was structurally and in appearance one of the best office buildings in New York. I used to try to calculate the average amount of time I lost every day over a long period of time. From all causes combined, the best guess I could make, and of course it was only a guess, was about 20 per cent. I understand actual controlled experiments have been made on this subject. Anyway at that time I had a salary of around \$8000 a year. Twenty per cent of \$8000 is \$1600 — a possible \$1600 worth of lost time every year. The capitalized value of \$1600 should be around \$25,000. On the other



hand, how much would it have cost to give me a first-class, private, air conditioned office all to myself, with a good acoustical ceiling and good office furniture — i.e., space and equipment that would for the most part eliminate that estimated 20 per cent loss in efficiency?

Curious as to the answer, I worked out not long ago the following series of tables. Different interest rates, salary averages and other cost units can be substituted for those I have used, but the results will be much the same. To me they are amazing. Why should millions of perfectly good dollars be literally thrown away through inefficient working conditions, year after year, by the false notion that bare minimum standards save money? Actually the most perfect, efficient, attractive working conditions are literally cheap compared with the loss in efficiency from the unsatisfactory conditions.\*

An engineer, or a bookkeeper, earning (with all benefits), say \$6000 a year occupies a portion of a badly-planned bull pen, hot and humid in summer, incorrectly lighted, reverberating with the noise of conversation and typewriters. He occupies a certain area of rentable space. He has a certain average daily output of work which is directly affected by the heat, the noise, the idle conversation, the general office morale.

Should his firm consider either an entirely new building, or modernization and expansion of existing space, in order to secure greater output per man, what percentage of this average employee's annual salary will these improved conditions cost? If it costs 1 per cent or 2 per cent, and his efficiency is improved by 10 per cent or 20 per cent or perhaps 50 per cent, why, the profit is 1000 per cent or maybe much more. The annual payroll in any average office is so very much greater than the annual charges for modern improvements that it seems almost an axiom that improving the employees' efficiency is what counts — the cost of space and improvements is negligible.

To make a common ground for comparisons, we can assume certain figures, which of course could be easily adjusted to fit any given set of conditions:

Assume 150 sq. ft. of net rentable space per employee (this figure is intentionally liberal and would include a share in the corridors, etc.). Assume \$6000 average salary (any other figure would serve just as well). Interest and amortization @ 6 per cent.

1. <i>Acoustic tile</i> to reduce the distraction from noise:	
Cost per employee @ 50¢ per sq. ft. ....	\$75.00
Annual charges per employee @ 6 per cent. ....	4.50
Percentage of salary .....	.075

This is the equivalent in cost of only 19 seconds of the hypothetical employee's working day. And there is no added maintenance cost.

2. *Office partitions* to provide privacy and space to concentrate, reduce idle conversation and build morale:

Good quality movable metal; assume \$20 per lineal ft. allowing 25 ft. per man

Total cost per employee .....	\$500.00
Annual charges @ 6 per cent. ....	30.00
Percentage of salary .....	.5

\* This thesis has been forcibly presented by C. F. Braun in his pamphlet, "White Collars and Tools."

This is the equivalent of only 2 minutes of daily time (assuming of course no increase in allotted floor space). And here again there is normally little maintenance to be considered.

As a matter of interest in this connection, charges for masonry partitions would be only about \$12 annually, but there is scarcely a firm that does not continuously change its office layout, and in comparing the cost of movable versus masonry partitions one should take into account the fact that movable partitions can be changed at will even overnight, whereas a plastered and painted masonry partition, if changed, will cost a lot more than the contract cost because of the large amount of employees' time lost from dust and noise and confusion, while existing walls are torn down and new ones built up, plastered and painted.

### 3. *Air conditioning*

Total cost per employee @ \$3.00 .....	\$450.00
Annual charges per employee @ 6 per cent. ....	27.00
Annual operating costs (a guess) .....	40.00
TOTAL ANNUAL COSTS .....	67.00
Per cent of employees' salary .....	1.17

This is equivalent of only 4½ minutes of the hypothetical employee's day. Think of this in terms of afternoons off because of 90° up temperatures, of lackadaisical work, of sleepiness from stuffy rooms in winter, to say nothing of the continuous dirt and the cost of janitors.

Until I worked out these figures I had been recommending omission of air conditioning in the New York area as an unnecessary expense. These figures have changed my mind.

The above are of course only a few of the more obvious items that could vastly improve employee efficiency and save payroll expenditures. A similar tabulation could easily be made for furnishing or other little extras which might improve working conditions.

As a final example let us assume an entirely new building, modern, complete with every common-sense item of good planning and worthwhile detail and equipment practicable.

If it cost in the neighborhood, let us say as a broad guess, of \$16 per sq. ft., the total cost per employee would be \$2400. Inclusion of \$600 more for land value would bring this to \$3000. Charges on this investment @ 6 per cent would be but \$180. Adding in taxes @ \$90 and operating expenses @ \$150, the entire operation would come to an annual cost of \$420.

However, for the poorest kind of crowded unsatisfactory space one would be paying in today's rental market, let us say \$300 per year per man.


So your new well-planned modern building with its enormous payoff in increased efficiency and morale would actually cost only the difference between \$420 and the \$300 rental for existing space. That is, all the improvements of the new building would actually cost but \$120 more per year per employee.

This is 2 per cent of our hypothetical employee's salary — the equivalent of less than 9 minutes of his day.

Is this argument sound? If it is, why then, what are we waiting for?

Eugene Weston, Jr., Architect

## HAS THE AUTOMOBILE MADE THE SKYSCRAPER OBSOLETE?



Fred Dapprich Photos


**S**OME interesting questions on planning insistently hover about this nice little "drive-in" office building. Here is a fairly large site in downtown Los Angeles developed with a two-story building, with its private parking area occupying most of the plot (plan on page 126). For example, has the parking problem become so compelling that it has overridden the old rules of economical site development? Is the skyscraper to fall victim of the automobile? Or have past financial difficulties of large office buildings made them unpopular? Or maybe the so-called "amenity values" of parking space and garden proved so attractive that a large building for this site

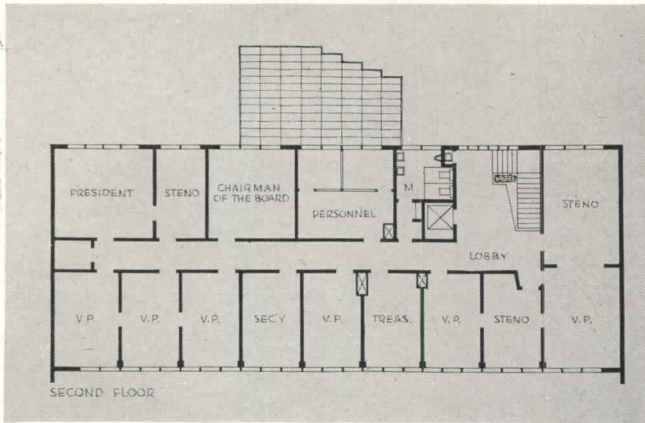
never was seriously considered. The architect contents himself with the simple statement that "in view of the already crowded adjacent automobile parking facilities, it was decided to provide ample parking space at the new location." The building is completely air-conditioned, the equipment being housed in an insulated machine room on the roof. The small vents in the windows were not required for the functioning of the system, but were included as a psychological hedge against a completely closed building. The building has a concrete frame, floor system and exterior walls, with a wood roof system and wood windows and frames.

Office Building for Seaboard Finance Company, Los Angeles

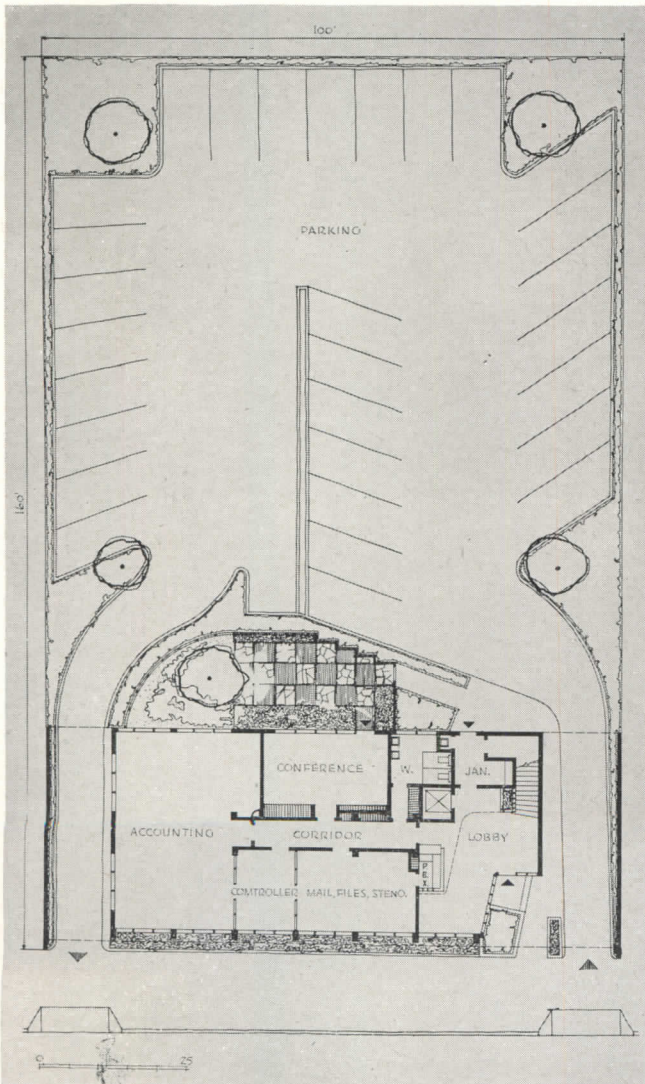


*Parking provisions led naturally to a particularly nice feature — the informal, recessed entrance combined with the covered driveway*







First floor, shortened by the two driveways, houses only general offices, lobby and conference room. This last, opening into the garden, has a small kitchenette, as this company makes a point of daily conferences, at which a cup of coffee brightens the morning




Public lobbies and corridors have grayed ochre walls, and all offices have grayed yellow-green walls. Conference room (opposite page, below) has blue-green walls, wine colored upholstered furniture and a white ceiling. Woodwork is painted to match the walls



Street frontage is planted with boxwood myrtle and Pfitzer juniper. In the parking area the ground cover between bumper curbs and property lines is English ivy, and Maderian ivy is planted against the building walls, with Canary Island ivy at the north property line. Other areas have ironbark Eucalyptus, ricepaper plants and wax-leaved Privet, Ospedistra and Philodendron in boxes







*Architectural treatment was calculated to express a knowing and capable efficiency, with landscaping showing equal restraint. Buff face brick was used for the exterior, with fluted limestone pilasters. Windows are double glazed, with venetian blinds between inner and outer glass to deflect the heat of the sun from the interior*




## FOR ITS OWN OFFICES THE CLIENT SPECIFIED QUALITY

**T**REND implications are strong also in this office building added onto a manufacturing plant. Whatever the reasons for locating the offices with the plant, one is tempted, on reviewing this building, to read into it a consideration of some import. Where, in the old downtown office buildings, could the company find the quality of office space they built into this building? Here is complete air conditioning, good sunlight control with special window design, "Q" floors for service facilities, a complete acoustical installation, 50 foot-candles of lighting, not to mention the substantial if intangible values of good modern design. At any rate, here certainly is support for the contention of Lathrop Douglass (page 119) that the economics of office building *use* favor the inclusion of a great many seemingly expensive items which increase the efficiency of the office staff that works in the space. The designers comment that "by a peculiar chain of circumstances, this building was built at a low period in the cost cycle," but it is doubtful if the relation between first costs and office salaries would change much at any other point in the cycle, and obviously the company was basing its choices on this factor. The building was built for the Illinois Tool Works Company, at 2501 North Keeler Avenue, Chicago, by The Austin Company, engineers and builders.





*Walls of the first floor lobby, left, are in natural walnut veneered hardboard. Walnut and red leather upholstered furniture throughout the building was especially designed by The Austin Co.*




*The general office areas, above left and center, have a minimum of fixed partitions, to insure flexibility in use. Display cases in reception room, left, were designed for showing company advertisements, but are deep enough so that small tools or other company products may also be displayed*

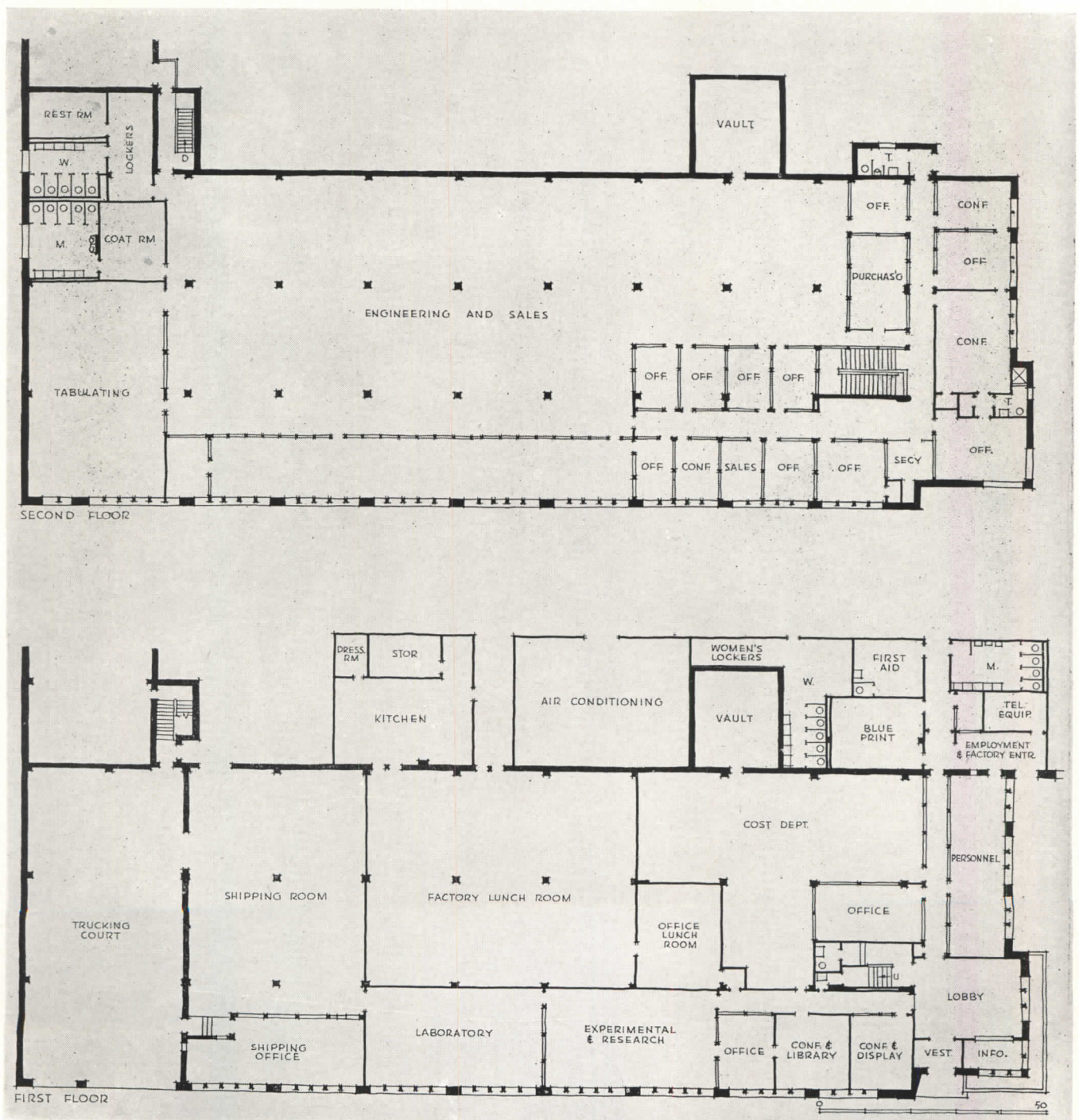

*Directors' room, right, is paneled with walnut veneers, and furnished with red leather and walnut chairs and tables. Asphalt tile floor and metal acoustic ceiling are standard for the building*



*General office areas have acoustic metal pan ceilings, with recessed fluorescent lighting fixtures. Light-colored asphalt tile flooring helps in the distribution of light. Accounting operations are concentrated behind 6-ft. partition, still noisier business machines are enclosed with full-height partitions*



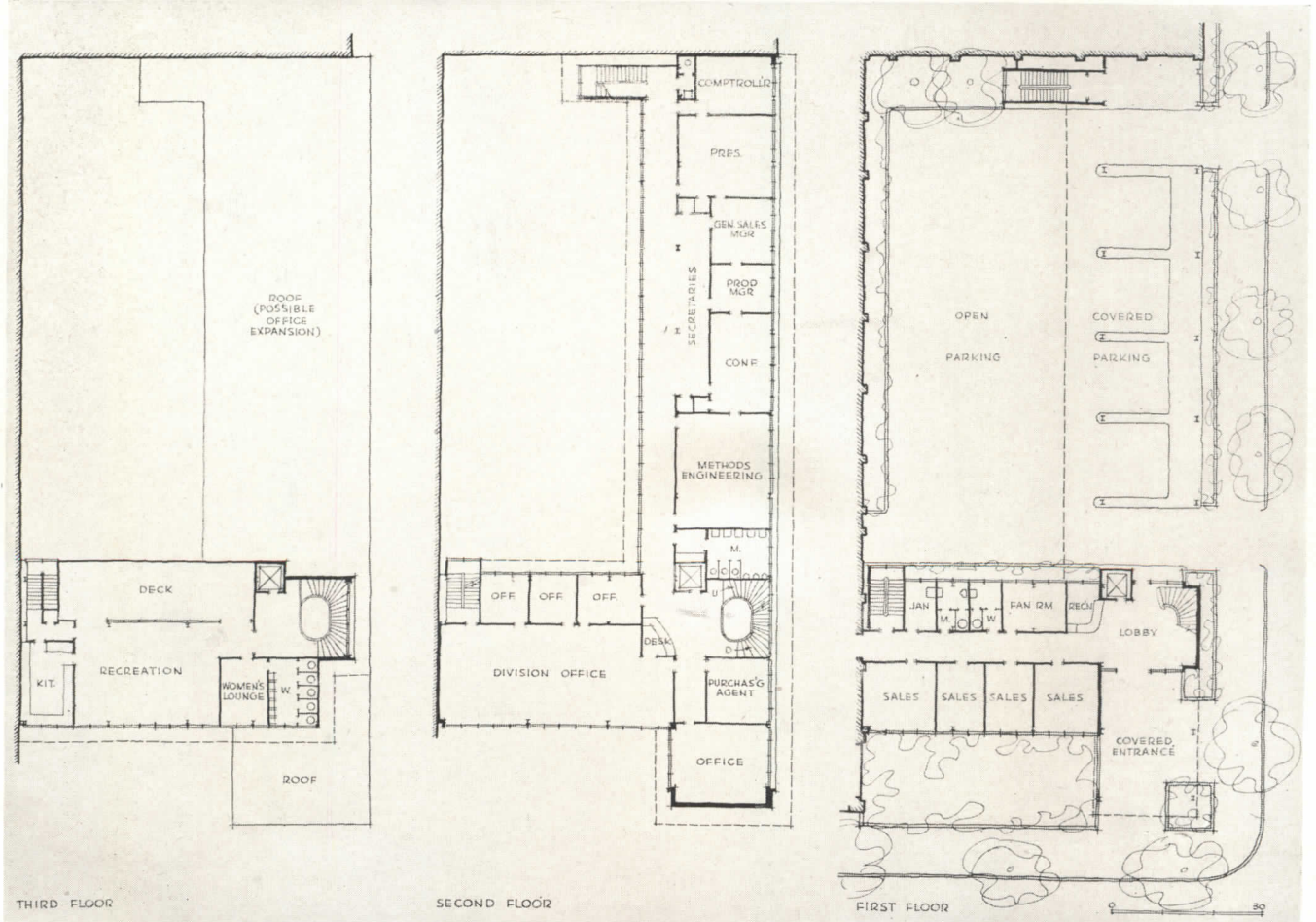

With complete air conditioning, high-intensity lighting, acoustical control, and so on, there is much more freedom of floor plan than would be possible in a rental building. Open office areas can be very deep, and interior private offices might be feasible (these have full-height partitions with clear glass). Interior space on the first floor here proved very useful, for factory dining facilities (right); and certain departments can overflow into factory space



## ELEVATED BUILDING PROVIDES PARKING

**H**ERE again is an instance in which parking becomes perhaps the major determinant in the planning of an office building. Here presumably the sacrifice was less than in a previous example, since this is an office project for an industrial concern. In any case

the now-familiar device of elevating the building works out nicely to provide covered parking and entrance ways, and at the same time to lift the working offices above the distractions of the street level, also to give them better daylight.




Walter Wurdeman and Welton Becket, Architects


## GENERAL PETROLEUM BUILDING, LOS ANGELES

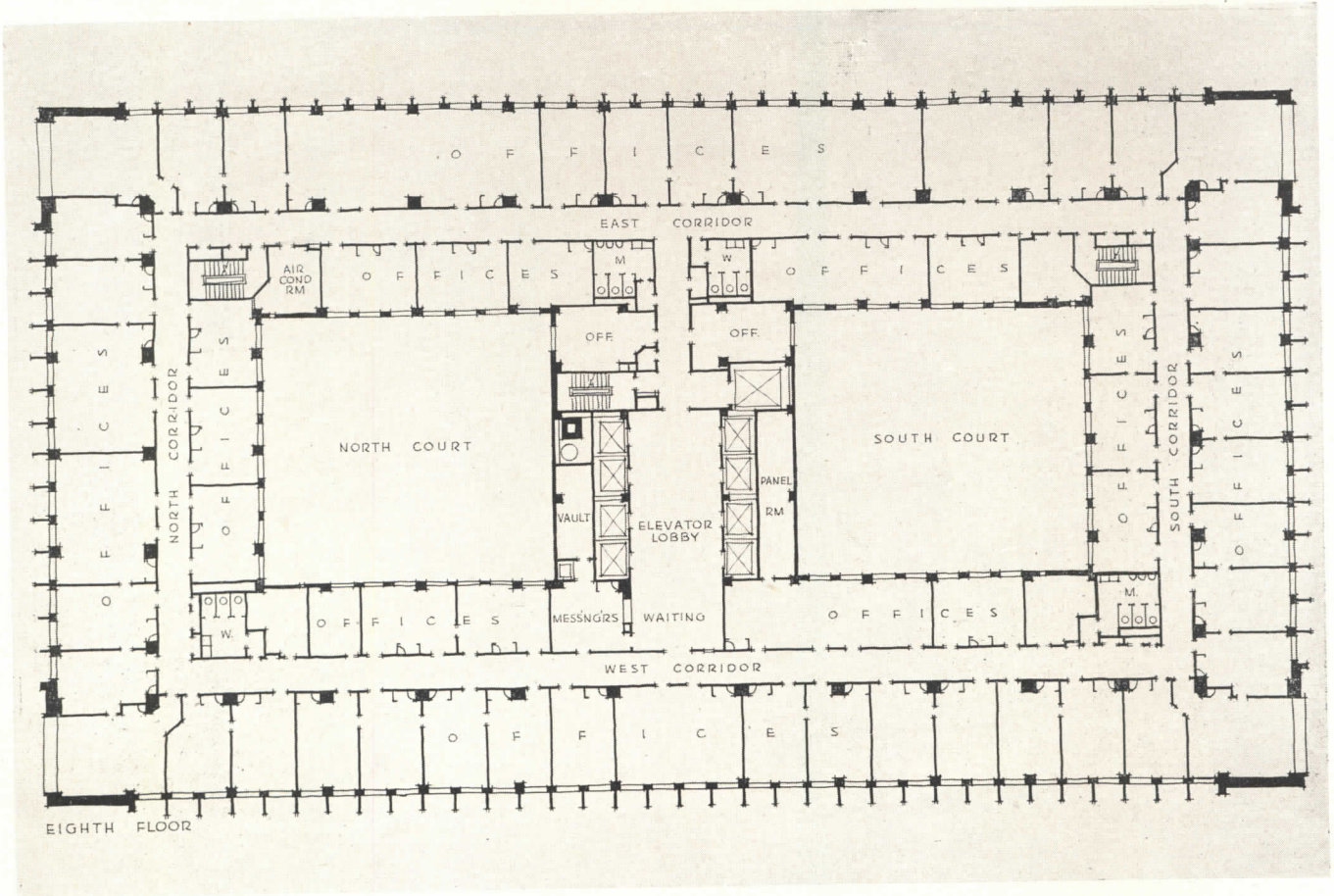
**W**ITH calm modesty the architects write: "this building does not radically differ in concept from office buildings of the past except that it features thin aluminum fins for sunshades, removable office partitions, and an extremely light steel frame, considering our earthquake ordinances. Because of high land values the problem was to condense the plan to obtain maximum floor area in the

height allotted, 150 ft. For this height, setback is impractical and unnecessary. The plan is laid out in 7-ft. modules, interior office partitions are movable so that offices can be laid out in any multiple of 7 ft., and a window is provided in each module." With all this, parking is not neglected: a separate garage is to be constructed near the building, on a site already owned by the company.


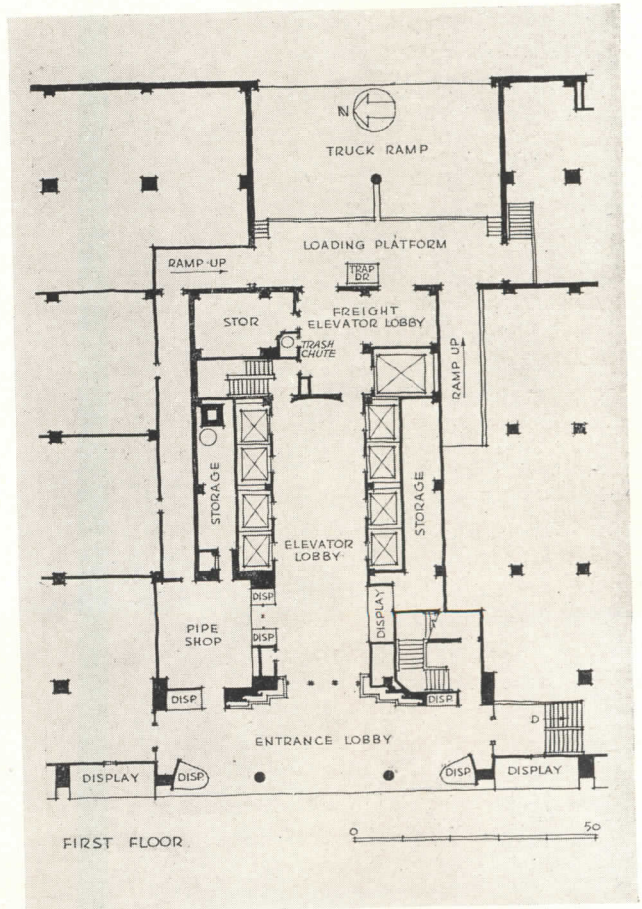


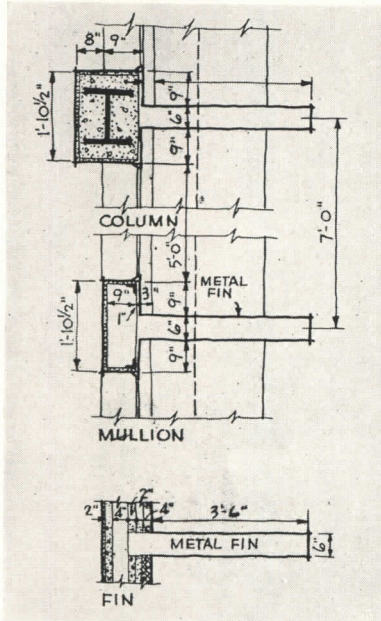
*Simplicity depending on color is the theme of this building. Main body of the building is warm gray-beige terra cotta. Spandrels are gray-green terra cotta, and the base is of black granite. Fins are aluminum, grooved vertically to eliminate glare; all exterior trim is "alumilited" aluminum. Interiors also will show studied use of color. Incidentally, presentation renderings of interiors (right) are done in color, and include actual samples of fabrics*



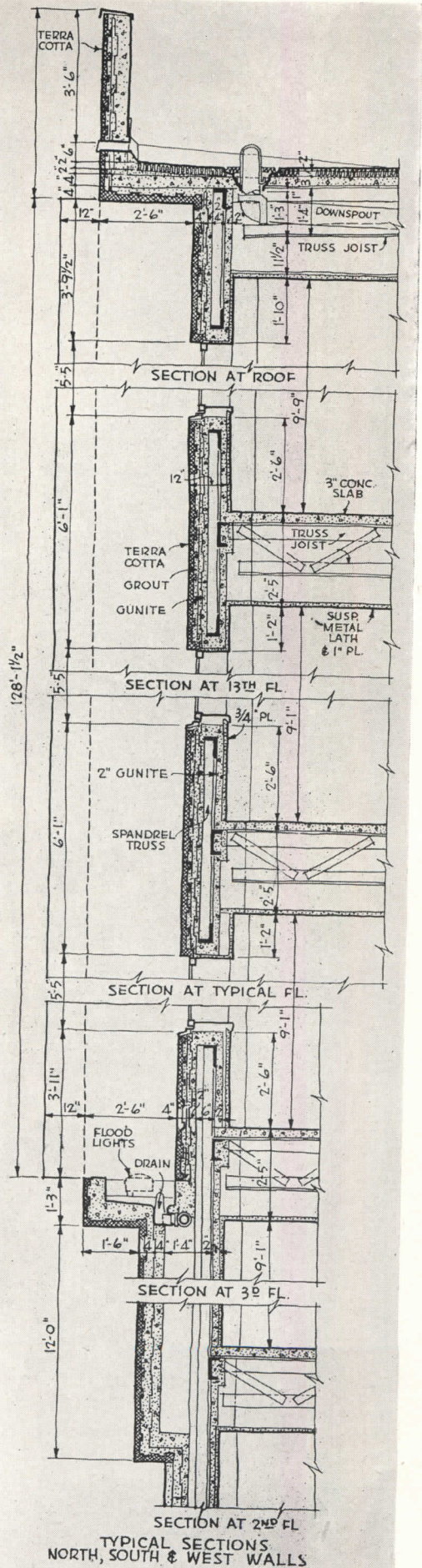
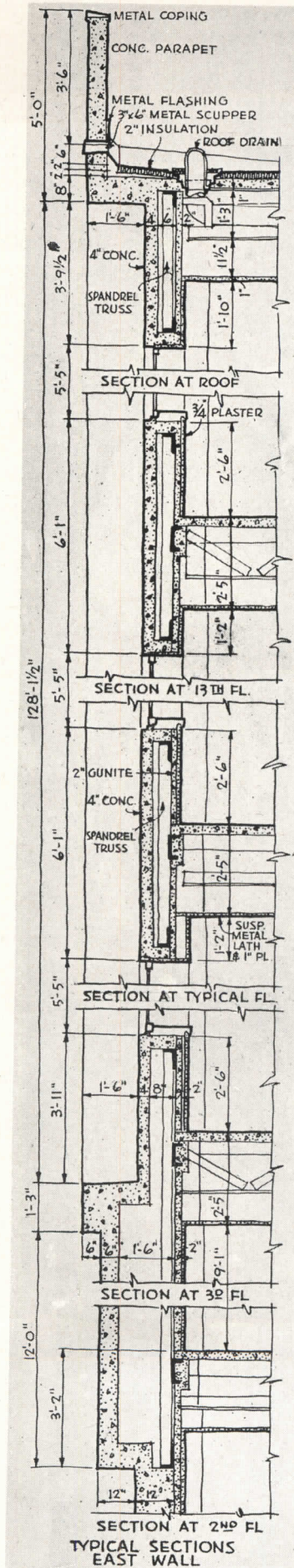


"The building is oriented so the main façade faces west and slightly north. As our sun problem in California is mainly on the west and south, a grid system of fins was devised to keep sun off the glass. A fin at each 7-ft. module, or at each window mullion, provides shade on the west façade through the hot period so as to save 300 tons of refrigeration by limiting impingement of direct sun on glass"





"The structural frame system," writes Walter Wurdeman, one of the architects for the General Petroleum Building, "is unique in that all concrete above the first floor, is lightweight concrete, using rocklite, pumice or similar aggregate. The exterior walls are hollow, a combination of lightweight concrete inner walls and lightweight gunite exterior walls. Material savings in dead weight of construction and tonnage of structural steel result from the use of the lightweight concrete. We have taken advantage of the recently-enacted ruling of the Board of Building and Safety Commissioners regarding fire-proofing requirements of Type I buildings. The floor panel systems are steel joists and concrete slab constructions, a type which heretofore has been prohibited in California. The structural spandrels are fabricated steel trusses which use the hollow exterior walls for fire protection. Fins will be of aluminum encasing vertical structural steel trusses."

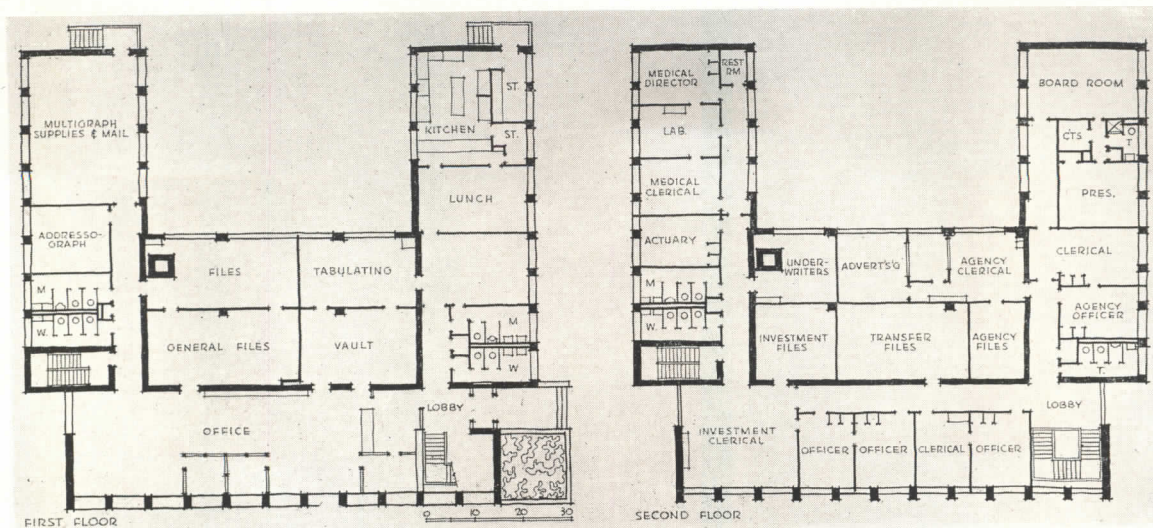





# INSURANCE OFFICES AVOID THE COLONIAL

**T**HE tradition that an office building for a life insurance company must be in Colonial style was one of the last to go. But here is evidence that an insurance office building can violate the tradition. This one is now under construction in Indianapolis for the Standard Life Insurance Company of Indiana. If there is some

suggestion of classicism in the deep reveals on the west façade, nobody need make any false assumptions about styling intentions. The deep piers shade the huge windows through much of the day, and make it unnecessary to use the venetian blinds except for the worst hours of western sunshine.

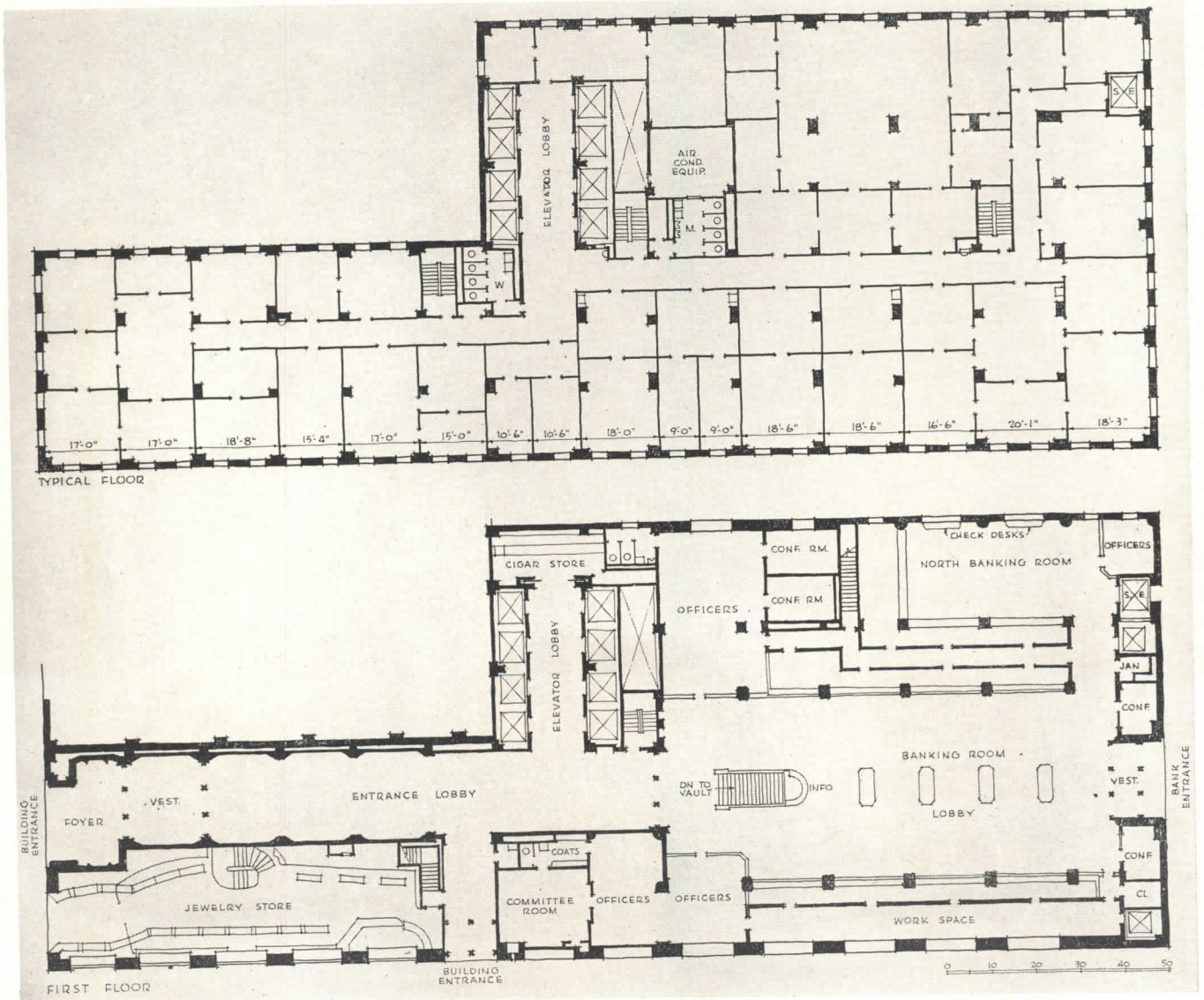




## CITY NATIONAL BANK BUILDING, HOUSTON

If it is true that American cities can no longer afford the towering office building, this negative philosophy has not been accepted in the busy Southwest. For this bank building, too new to be ready for any interior photographs, stacks up quantities of office space atop a huge banking room in a familiar American pattern, and bears witness to the rapid growth of the bank headed by Judge James A. Elkins, which was founded in 1924, when the great


eastern banks were already building their skyscrapers. Building progress in the interim, however, is visible in this new model. Air conditioning, for example, makes possible a logical development of a plot which would have proved difficult years ago, for the deep space, air conditioned and well-lighted, now proves very usable. Column spacing on the typical floor plan indicates good flexibility in the division of the space, something lacking in many older buildings.



*Wyoming Valley Veterans' Building, Wilkes-Barre, Pa.*



Ace Hoffman Photo



## ECONOMICAL SPACE FOR V. A. OFFICES

**F**OR an office building of institutional character, this one represents a rapid and economical solution for a timely problem. The Veterans Administration regional office, established in Wilkes-Barre at the end of the war, was hard put to find office space, and had to scatter into a number of different locations. This building was a citizens' response in fund-raising and 24-hour planning to house the VA, coupled with record-break-

ing construction in the worst strike months of 1946-47. The completed building contains 165,000 gross sq. ft., and the cost, including fees, was \$1,120,000 or 60¢ a cu. ft. The building provides mass office space in simple design. Construction is reinforced concrete, with grid flat slab floor in a patented system using inverted square pans for voids. Concrete generally is left exposed, painted on the interiors. Exterior is common brick.







*Albert F. Roller, Architect*

## REXALL DRUG HEADQUARTERS IN LOS ANGELES

SEEN from the air, the "world's largest and finest drug store" demonstrates how completely the automobile dominates the commerce of Los Angeles. For here is a drug store practically unapproachable by pedestrian traffic. If, indeed, the surrounding area supplies any pedestrian traffic. Of course this building is primarily an office building, housing headquarters of the Rexall firm, but nevertheless much of its space is devoted to a sort of test store for company products, and as such must depend virtually entirely on automobile traffic, something almost unheard of for a drug store. The building itself covers three acres of a six-acre site, the balance


being parking area for 300 cars. Four interior light courts, or patios, have been developed for rest spots for employees in rest periods. The building will be entirely air conditioned, having the largest office installation on the West Coast, with two 250-ton compressors. As another evidence of new standards of office space, some 70 per cent of the interior areas have been treated for acoustics, reducing noise of machines, typewriters and conversation by 80 per cent. The exterior is of architectural concrete; the architect mentions his wish to express the long horizontal lines in a continuous form rather than as a veneer with joints.

Below left: Fountain room in Owl Rexall "super drug store" has picture windows, seats 225; ceilings and walls are sand-color acoustic plaster. Executives' dining room features picture window with trellis outside. Reception room (opposite page) has chocolate brown walls; lobby walls are rich green. Stair foyer (far right) is lighted by recessed, louvered lights and endless neon tubes hidden in coves above



Above left: one of the long corridors; there are nearly two miles of them in the building. Only the private offices are partitioned; secretaries' spaces are screened from aisles by plywood railings. Employees' dining room doubles as auditorium; sliding screen hides serving counters. President's office (opposite page) is paneled in bleached black walnut. Directors' room (far right) has mural done by Don Clever

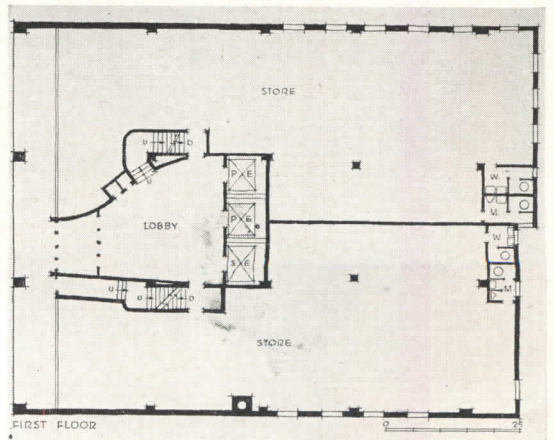
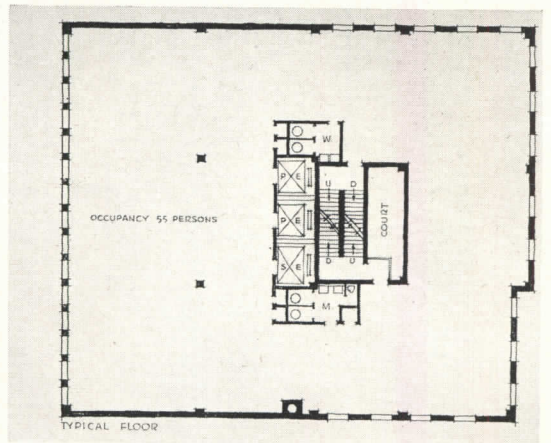





Charles N. & Selig Winston, Architects

## SAVING SPACE IN A LOFT BUILDING

**A** RECENT version of the typical New York City loft building for merchandising tenants, this one shows new attention to the dual considerations of light and space. Fortunately situated with respect to surrounding buildings, it was planned to develop all possible outside space, with service core back in the center. An ingenious arrangement of the fire stairs and fire tower and court saves 100 sq. ft. of rentable area per floor. Stairs follow the "scissors" scheme. Since the fire tower must be enclosed with four-hour fire protection, soffits of all stairs will have a coat of metal lath and vermiculite plaster.



# ARCHITECTURAL ENGINEERING

TECHNICAL NEWS AND RESEARCH

## BUILT-IN AIR CONDITIONING

*New York's newest office building boasts central and controlled system for air cooling in summer, air tempering in winter*

News accounts of the Universal Pictures Building attribute to its air conditioning system "the cooling effect of a column of ice six miles high and 1 ft. square, melting every day." No one will find a solid core of ice running upward through the 22-story building, but the statement gives an idea of the cooling capacity of its 1000-ton refrigerating system that circulates chilled water to fan rooms on each floor, from which cooled and dehumidified air is circulated to offices by ceiling ducts. In winter, warm tempered air is circulated through the same system of ducts for good ventilation and to augment the heating effect of convectors, by preventing indrafts at windows.

This is the first fully air conditioned office skyscraper in New York, and the first large office building completed there since the war, occupying an entire block frontage on the east side of Park Avenue between 56th and 57th streets. During construction, it was known as the Tishman Building.

The cooling effect is produced by two carrier centrifugal refrigeration compressors powered by two steam-driven condensing turbines. The air conditioning system has a separate control station on each of the 22 floors. Each station contains its own system of fans, cooling coils, heating coils, and filters through which the air is circulated.

Although a few of the tenants presented special problems — restaurant, beauty shop, etc. — the air conditioning system was designed primarily for offices following a general pattern of private

The recently completed Universal Pictures Building on Park Avenue in New York (formerly called the Tishman Building); Kahn and Jacobs, Architects; Jaros, Baum, and Bolles, Consulting Engineers; Fred N. Severud, Structural Engineer; Tishman Realty and Construction Co., owner-builder; Kerby Saunders, Inc., contractors for air conditioning equipment, Atlas Sheet Metal Co., ductwork



Seidman Photo

offices around three sides of the building and large open office space in the interior areas. Elevators, fan room and services occupy most of the fourth side of the building.

Preliminary studies by Jaros, Baum, and Bolles, mechanical engineers, considered a "peripheral" system of ducts rising inside the exterior walls (from refrigeration and fan rooms in the basement). This idea was discarded, however, because of (1) too great extent of interior areas, which would require separate inside ducts; (2) varying office layouts and requirements on separate floors; (3) the effect of sun and shadow on different levels of the same building face; and (4) inadequate space for vertical ducts at exterior walls and offsets. It was decided therefore that each floor should have its own fan room; and that the several parts of each floor should be zoned separately, instead of zoning the building vertically.

For reasons of overall economy in design and materials, fan rooms for all floors have the same type of equipment and layout, and identical connections for steam and chilled water, although the systems on the smaller upper floors have smaller fans, coils, and ducts to suit the reduced cooling and ventilating requirements.

Each floor is divided into five zones: (1) north periphery (north is actually northeast, so receives early morning sun); (2) west periphery (receives direct afternoon sun); (3) south periphery (receives mid-day sun); (4) and (5) inte-

rior areas on the north and south sides.

Separate ducts lead from the fan room to each of these zones. In many cases, an entire floor is leased to a single tenant with special requirements for partitions and floor layout. While these variations required minor modifications in duct design and changes in location of grilles, major duct layout and zoning remain the same.

A modular system of grilles is provided on ducts supplying peripheral zones (1 grille to every two windows) so that partitions may be relocated without affecting the air conditioning.

Three types of controls are provided to prevent over-cooling. Ducts supplying interior zones have volume control only, in the form of dampers operating fully open to two-thirds open. Ducts supplying north and south zones have volume control and a reheat coil in zone ducts. The duct supplying the west zone has volume control, reheat coil, and also an after-cooling coil to give extra cooling effect required when sun is on that side of the building in late afternoon.

Air temperatures are regulated by indoor thermostats that respond to the thermal effect of increased sunshine, lighting, or increased number of people in the zones they control. These thermostats are automatically reset by an outdoor thermostat, to give comfort and operating economy under changing weather conditions.

Air cooling goes into effect when outside temperature exceeds 70°. Then, for every 2½° rise in outside temperature,

inside temperature is raised 1°. At 95°, considered the maximum practical design temperature for New York City, temperature within the building is maintained at 80°.

Dehumidification of circulated air keeps relative humidity at 50 per cent or below in the summer. There is no humidification of tempered air in the winter because windows have only a single thickness of glass, with danger of frosting.

## Refrigeration Room

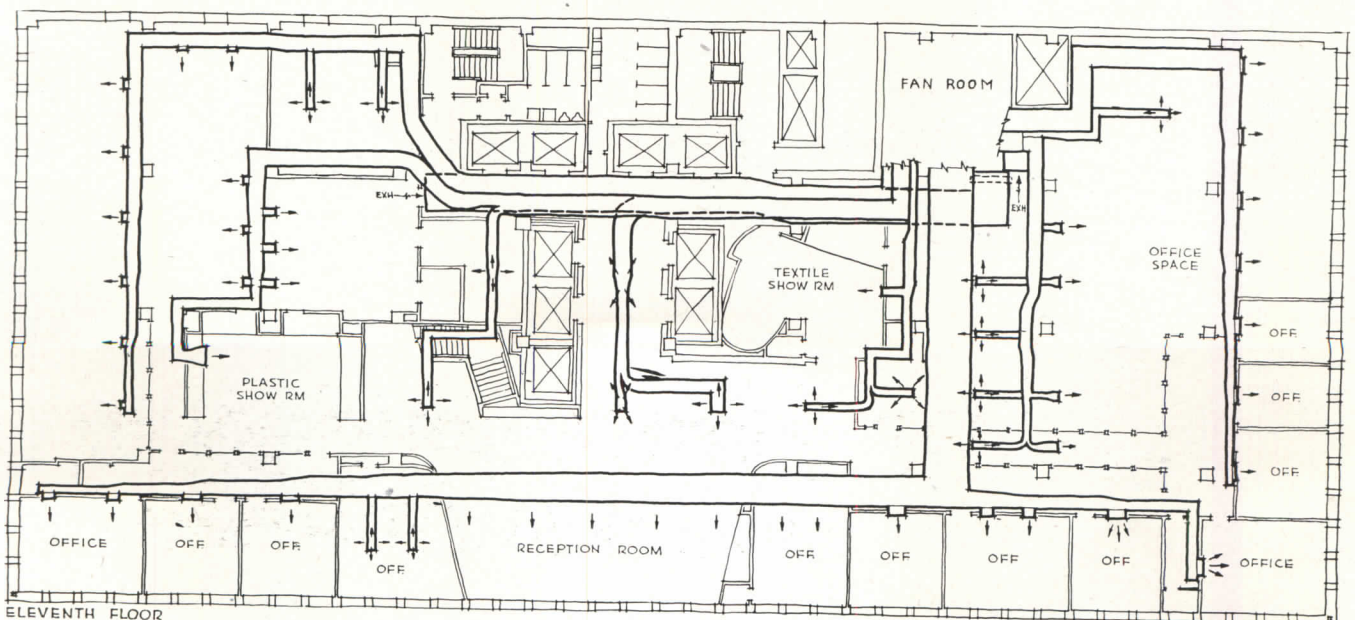
It was considered impractical to install individual refrigeration rooms on each floor in conjunction with the fan rooms. Not only would space requirements and structural loads be increased, but also initial cost and maintenance problems. Then, too, economical steam-driven machines could not have been used.

The refrigeration room in the basement is equipped with two 500-ton refrigerating machines (compressors), each capable of maintaining one-half of the maximum refrigerating load. They are designed to be driven by steam supplied from an outside source at 125 lb. per sq. in. pressure (or by a boiler plant in the building, if later installed).

During spring and fall, one of the machines will suffice, operating well loaded at a cost materially below that of a single larger machine only partially loaded.

As an economy factor, water from the cooling tower, after condensing the refrigerant, is used to condense steam from the turbines. This reduces steam consumption by about one half.

Ceiling ducts which supply cool dehumidified air in summer and tempered air in winter, from fan rooms on each floor, generally follow this pattern on all floors, with minor modifications to suit individual requirements (floor shown will be occupied by Monsanto Chemical Co.). Floor area is divided into five zones: three peripheral zones and two interior zones. North side of building is at left



# DESIGNED FOR GERM CONTROL

*Memorial Laboratory of Infectious Diseases, Bethesda, Md.; designed and built by Public Buildings Administration (W. E. Reynolds, Commissioner of Public Buildings; C. David Persina, Chief of Design Division; Robert Mayo, Jr., Chief Mechanical Engineer)*

EVERY technical skill in planning, ventilation, lighting, and other services was marshalled in the design of the Memorial Laboratory of Infectious Diseases at Bethesda, Md. Within this building is an arsenal of deadly germs for medical research, which in former obsolete quarters claimed the lives of six laboratory workers.

The problem presented to the planners of the new laboratory was in many ways unique: how to design a building that would give the greatest possible protection to scientists working with virus disease germs in the search for serums and vaccines. In large part, that meant controlling the air currents, for germs ride particles of dust in the air. Infection by direct contact can be lessened by simple precautions, but avoidance of airborne infection needs elaborate mechanical aids.

Each of the three upper floors contains a laboratory unit in each wing, separated by a "clean area" containing elevators, foyer, storage room, office and library.

Laboratory units are entered through a decontamination lock, with duplicate facilities for men and women. As part of the elaborate ventilation system, negative air pressure is maintained in these areas to assure that air flow will be inward from the central "safe" areas. Decontamination locks have a vestibule with lockers to receive street clothes; beyond is a shower, leading to a second locker room for laboratory clothes.

In each general laboratory, there are cubicles equipped with microscope tables and work tables. Over each work table is a hood equipped with a glass panel for

observation and an open slot at the bottom to admit the worker's hands. Negative air pressure is maintained within the hood; and air is passed upward through an exhaust duct leading to an electric grid that destroys airborne germs at a temperature of from 500° to 650° F., so that air discharged from the building will be germ-free.

Focal points of deadliness are the special work rooms with cabinets for high-speed blenders and centrifuges. A fine invisible spray may result from these operations — the grinding or separation of infected fluids and tissues at 75,000 revolutions per minute. Therefore, doors to cabinets have a switch that cuts off the current when they are opened. Within the cabinets, negative air pressure is maintained and exhaust air is passed over hot grids before venting outside the building.

Special rooms in pairs are also provided for controlling temperature and humidity. In the cold room, temperature can be maintained as low as 0° F. There are also dissecting rooms, animal rooms, and space for the general cleaning and steam sterilizing of animal cages and other laboratory equipment.

To prevent cross-contamination from one laboratory to another, a separate dumbwaiter is provided for each, to carry refuse containers to the incinerator charging room below.

The windows in laboratories are hermetically sealed with 3-ply glass that insulates against heat, cold, dust, and moisture. Interior walls are of concrete, faced with ceramic tile, except for a few glazed wall units. Laboratory floors

are of ceramic tile; other floors of quarry tile or asphalt tile.

## Air Conditioning

Air is taken from outside only, and after passing through filters, preheaters, surface dehumidifiers, and cooling coils, is delivered directly to the plenum chambers. In winter, air is warmed by steam coils. From the plenum chambers, individual ducts run to the conditioned rooms. Air outlets are of the circular diffuser type, except in laboratories where perforated plate outlets are necessary to avoid setting up air currents at walls. Outlets in laboratory cubicles are provided with additional filters.

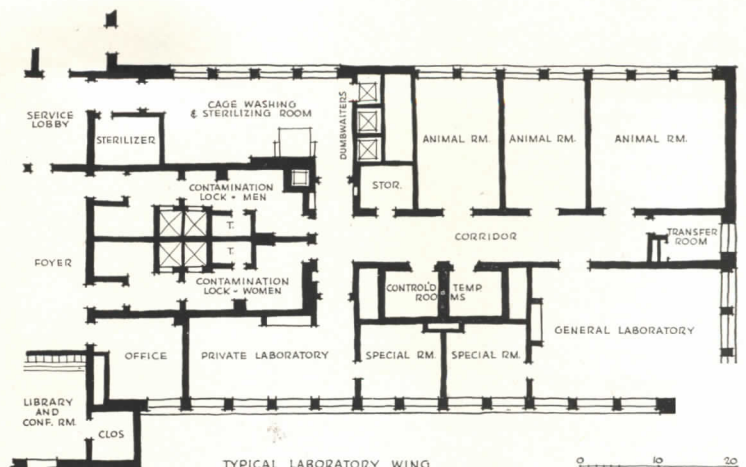

As mentioned before, total laboratory exhaust exceeds the supply, so that air flows in from corridors, thus minimizing the escape of organisms. No air is recirculated.

## Lighting


Precautions taken against contamination in other features of the building are carried out in connection with the lighting equipment. General illumination in "sealed off" areas is provided by specially designed recessed fluorescent units sealed in a frame, which is installed flush with the plaster ceiling. Edges of lens frame are beveled to provide a minimum of crevices in which bacteria can lodge. This also facilitates wiping with a disinfectant before breaking seal between frames in relamping the units.

Cabinets for centrifuges and hoods over work tables are equipped with shielded germicidal lamps to kill germs adhering to inner surfaces.

*New laboratory of National Institute of Public Health for research in deadly virus disease germs. Plan of typical wing shows laboratory layout, separated from "clean" area by decontamination locks. Negative air pressure creates inward flow from uncontaminated area*



## PRODUCTS for Better Building



Convective unit is concealed in the wall

### CONCEALED CONVECTORS

*Webster System Radiation* for controlled steam heating now permits the concealing of convective units within walls. Heating element, supply valve, return trap, and union connections are combined in a single compact unit. The sheet metal enclosure for the heating element has openings at top and bottom for natural convected air movement. Provision is made for positive heat control by extending the valve handle through the enclosure, permitting complete shut-off. There is a wide range of radiator sizes in each of five types of enclosures. The system can be orificed for use as a component of low-pressure two-pipe Webster Moderator systems of steam heating, either vacuum or open return. It cannot be used with hot-water heating or one-pipe steam systems. Warren Webster & Co., Camden, N. J.

### MASONRY COATING

A new type of masonry coating, *Para-StoneTex*, has a chlorinated rubber base that is said to render it immune to the alkali found in concrete, and asbestos siding and shingles. Other announced advantages are its ease of application without appearance of lap marks, good hiding qualities, speed of drying, and resistance to water. It is available in white and colors. Truscon Laboratories, Div. of Devoe & Reynolds Co., Inc., Detroit 11, Mich.

### CONCRETE HOUSES

*Atlas Speed Forms*, made of steel sections, are reported to make possible the pouring of all-concrete houses (one-story two-bedroom) at the rate of one and a half a day, using only two sets of forms. These forms are supplied in com-

plete sets for pouring an entire house, including exterior walls, interior walls, and roof, and are made up of units that are assembled with wedge bolts and clips.

Studding is not required for support of the wall. Wale seats fastened to the forms carry walers of 2 by 4 lumber. Standard snap wall ties keep the forms the specified distance apart and tie wedges secure the walers.

The steel slab forms used for the roof are also said to be simple to set and strip, since they do not require joists for support, nor any form of fastening. The steel slabs lay flat on girts and the panels form a tight joint through which concrete will not pass. Irvington Form & Tank Corp., Irvington, N. Y.

### FLUORESCENT LIGHTING

#### Shielding Fluorescents

A *Conversion Set* has been announced for shielding bare fluorescent lamp fixtures already mounted. The set contains a shield frame assembly, glass panels or louvers, retaining clips, joint covers, mounting bracket or hook, and hardware. Installation is said to be easy and to require a minimum of adjustment. Sylvania Electric Products, Inc., 500 Fifth Ave., New York, N. Y.

#### Slimline Series

The *Linolite Slimline Series* of fluorescent fixtures are made in two-lamp and four-lamp units, with hinged louver frames that provide 45° crosswise and 30° lengthwise shielding. Framed glass sidepanels illuminate ceiling areas to reduce brightness contrasts. Matching spotlight and downlights are available for combination and accent lighting. The Frink Corp., 27-01 Bridge Plaza North, Long Island City 1, N. Y.

### WINDOWS

#### Bedroom Window

The *Fenestra* steel window for bedrooms features an in-tilting vent at the sill which deflects air currents toward the ceiling and protects opening from rain. Above the vent is a double casement window. Detroit Steel Products Co., 2250 E. Grand Blvd., Detroit 11, Mich.

#### Hidden Sash Balance

The *Invisible sash balance* for double-hung windows is a spiral counter balance attached to and concealed in the sash. The balance consists of a helical coil spring within a rotative spiral tube,


which operates through a brass bearing and moves with the sash. There are no exposed tubes, and tapes and cables are eliminated. Grand Rapids Hardware Co., Grand Rapids 2, Mich.

### Industrial Window

*Lok'd Bar Steel Factory Sash* is designed for greater strength and weather-tightness in industrial buildings having large glazed wall areas. Ventilators are hung on heavy steel side arms pivoted to the frame at the jambs on pairs of solid bronze pivots. Weight of the section is heavier and strength of the joint is quoted as double that of conventional sash. Hope's Windows, Inc., Hopkins Ave., Jamestown, N. Y.

### COTTON INSULATION

*Cellulite*, a flameproofed cotton building insulation, now comes in an enclosed envelope in standard widths and lengths. One side is a vapor seal and the other a tough paper covering to facilitate handling. This packaged Cellulite is known as Type E to differentiate it from the regular Type II Cellulite which has the vapor seal only. The Gilman Brothers Co., Gilman, Conn.



Acoustical panel with mineral wool filler

### ACOUSTICAL PAN

A new metal pan acoustical unit, known as *Arrestone*, is now on the market. The perforated metal pan contains a flameproof paper-wrapped mineral wool pad which is held away from the perforated surface so that its entire surface acts as a sound absorber. Arrestone measures 12 by 24 in. with a bevel on all face edges and one dividing the pan to give the appearance of two square panels or tiles. Perforations are in a diagonal pattern. Unperforated pans without absorbing pads are available for use in borders or special designs. The metal pans snap onto rigid steel T-runners and can be removed easily. Weight is 2 lb. per sq. ft.; finish is baked enamel which can be washed and, when necessary, repainted without affecting acoustical efficiency. Noise reduction coefficient is quoted as .85. In addition, the mineral wool pad is said to provide thermal insulation. Armstrong Cork Co., Lancaster, Penn.

(Continued on page 172)

## DOCKING FACILITIES FOR MOTOR TRANSPORTS

By *Fruehauf Trailer Company, Detroit.*

The primary consideration in planning modern loading and unloading facilities for motor transport equipment is to provide adequate space for efficient maneuvering into and out of loading position at properly constructed docks. No one plan will fit all requirements, but careful study of present needs and future possibilities will determine the type and size of facilities essential to efficient operation.

There is, of course, no set of standard dimensions covering the space required for maneuvering the many possible combinations of tractor-trucks and semi-trailers into and out of loading position at docks or in stalls and driveways. However, the maneuvering space required is largely dependent on three factors: (1) overall length of the tractor-trailer unit; (2) the width of the position in which the vehicle must be placed; and (3) the turning radius of the tractor-truck which pulls the unit. Inasmuch as a tractor-trailer uses slightly more space to pull out than to back in, all reference to maneuvering apron space is based on the requirements for pulling out.

### LENGTH OF TRACTOR-TRAILER UNIT

The length of tractor-trailer units to be accommodated will vary in accordance with state laws and differing types of operation. Analysis of the specific problem will give the answer

as to the largest vehicle to be considered in your planning. However, for the purposes of this discussion, tractor-trailer units of 35, 40 and 45 ft. are considered as being the most prevalent overall lengths. If an appreciable volume of traffic is handled by "for hire" motor transport, it may be expected that the unit length to be accommodated will approximate the legal limit in the state concerned, usually about 45 ft. (see Table I). It is obvious that commercial haulers will use the maximum size tractor-trailer practical for efficient operation within state limitations. In general, it may be assumed that straight trucks can be accommodated in the space required for tractor-trailer units inasmuch as it has been impractical to build trucks even approaching the length and cubic capacity of modern trailers. In some states trains of more than one trailer are permitted. Such equipment is not being considered as it is assumed that each trailer in a train would be spotted separately.

### WIDTH OF POSITION

The maximum allowable width of a truck or trailer is 8 ft. and it may be assumed that virtually all units (other than those for light city delivery) are built to take full advantage of this dimension. It is the consensus of opinion among transport and traffic men interviewed that 12 ft. is a very desirable width for doors, stalls, or other positions. Slightly narrower position widths can be

utilized when necessary but should be avoided in order to reduce the possibility of damage to equipment and loss of time for jockeying into position. Also, as position width increases, the apron space required for maneuvering will decrease.

### TURNING RADII OF TRACTOR-TRUCKS

The turning radii of tractor-trucks have a definite bearing on the apron space required for maneuvering equipment. However, because of the variation in this dimension among trucks of different types, capacities and makes, a high average turning radius has been used in arriving at recommendations regarding space requirements (see Table II, page 152). The requirements of heavy-duty units with extremely long turning radii have been omitted from the table. If such equipment is a factor in any operation, a special study should be made to determine the space required. Units utilizing cab-over-engine truck-tractors will have somewhat shorter turning radii for the same lengths and, consequently, will require less apron space than units with conventional tractors. At the present time, it is recommended that the shorter turning radius of the cab-over-engine tractor be ignored in planning loading facilities. Many of these tractor-trucks are in use, but few shippers can count on their exclusive use.

TABLE I — STATE LENGTH LIMITS\* OF TRACTOR-SEMI-TRAILER UNITS

State	Ft.	State	Ft.	State	Ft.	State	Ft.
Alabama	45	Indiana	40A-45T	Montana	60	Pennsylvania	45
Arizona	65	Iowa	45	Nebraska	42	Rhode Island	45
Arkansas	45	Kansas	45	Nevada	NR	South Carolina	50
California	60	Kentucky	45	New Hampshire	45	South Dakota	50
Colorado	60	Louisiana	50	New Jersey	45	Tennessee	45
Connecticut	45	Maine	45	New Mexico	65	Texas	45
Delaware	50	Maryland	55	New York	50	Utah	60
Dist. of Columbia	50	Massachusetts	45	North Carolina	48	Vermont	50
Florida	50	Michigan	50	North Dakota	45	Virginia	45
Georgia	45	Minnesota	45	Ohio	45	Washington	60
Idaho	45	Mississippi	45	Oklahoma	45	West Virginia	45
Illinois	45	Missouri	45	Oregon	50	Wisconsin	45
						Wyoming	50

A — Actual Law      T — Temporary Allowance      NR — No Restriction

\* The above digest was compiled from information available as of August 1, 1947, but is subject to change. It is suggested you consult your State Trucking Association or Highway Department for more recent or prospective changes in these limitations.

### APRON SPACE REQUIRED

The apron space required to maneuver tractor-trailer units into or out of loading position in one maneuver has been worked out in practical tests with standard equipment handled by experienced drivers. Inasmuch as a high average turning radius has been arbitrarily used to provide a margin for differences in equipment, the variable factors were overall length and position width. *The apron space required is measured out from the outermost part of any vehicle or other possible obstruction in the area of the maneuver.*

In the case of a single-position unobstructed dock (a), the distance would be measured straight out from the dock. However, if a canopy or roof, supported by posts (b), should be present to protect the loading area, the distance would be measured out from the posts. If it is necessary to spot a trailer alongside another vehicle (c), the distance would be measured from the outermost point of the vehicle obstructing the maneuver. When a stall or driveway is involved (d), the distance would be measured from the outermost obstruction, such as a curb, pole, or vehicle, etc. To facilitate planning, a table of dimensions (Table II) has been prepared as a guide on space requirements for the most efficient maneuvering of motor transports into and out of loading position, in one maneuver.

The figures in Table II do not include margin for driver-error or any provision for congestion, storage or parking of equipment. It is highly recommended that at least the minimum apron space be allowed and that it be kept clear for the approach and maneuvering of transport units.

In locations where the proper space is not available for parking in one maneuver, trailers can be jockeyed into position. This, however, is a time-wasting, costly, and unsatisfactory process for both commercial and private transport operators.

### OVERHEAD CLEARANCE

Standard trailers vary in height up to 12½ ft. Consequently, it is recommended that 14-ft. clearance be provided at docks or in yards, driveways, doors, stalls and interior roadways. Special transportation conditions such as delivery of large machinery may require greater clearance.

### DRAINAGE

Roofs or canopies over loading docks should be constructed so as to avoid drainage into the loading area. This precaution will reduce the hazards of mud and ice and the resulting loss of traction. It is particularly important to prevent ice formation on the pavement where tractor and trailer are coupled.

### SHUTTLE OPERATION

In many instances, consideration should be given to space requirements at docks, or in yards or buildings, for parking trailers used in shuttle operation, a system utilized in many industries to take advantage of its inherent savings in equipment and labor. Basically, shuttle operation consists of handling two or more trailers with one truck and driver. While one trailer is in transit, another may be at a dock unloading, while a third is being loaded.

### TRAFFIC CONGESTION

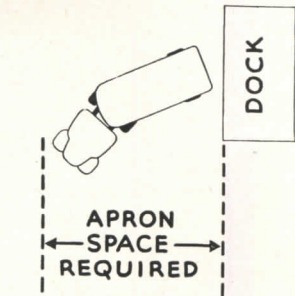
So far as possible, loading areas and approaches should be free from general traffic and obstructions. Railroad crossings, automobile traffic, parked vehicles, and material carelessly stored outside all contribute to delays in pick-up and delivery.

### PITS AND RAMPS

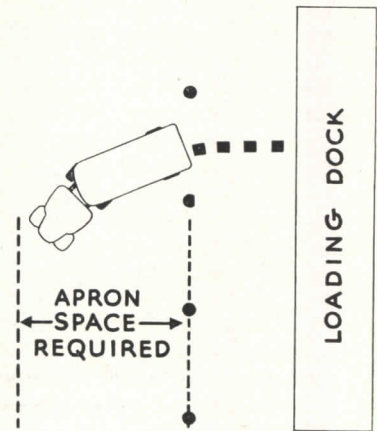
When the use of loading pits and ramps is unavoidable, several factors deserve careful attention. Types of transports, and their loads, should be studied to determine the maximum practical grade which can be negotiated. It may be easy to back into a pit—but can the load be pulled out? Furthermore, such installations should be protected against ice and mud so that power will not be lost through poor traction.

(Continued on page 155)

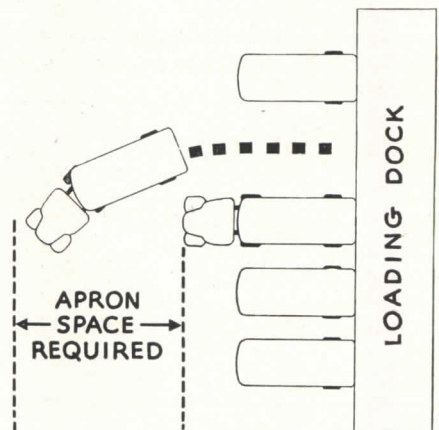
Length of Tractor-Trailer	Width of "Apron" Position Space	
35'	10'	46'
	12'	43'
	14'	39'
40'	10'	48'
	12'	44'
	14'	42'
45'	10'	57'
	12'	49'
	14'	48'



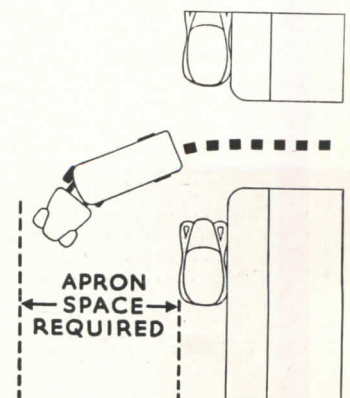
(a) Unobstructed dock



(b) Post-supported canopy




(c) Alongside other vehicles



(d) Driveways and stalls



An aerial photograph of a dense city, likely Chicago, showing a grid of streets and numerous buildings. The image is in black and white. Overlaid on the top half of the image is the text "On top of your problem" in a large, white, sans-serif font.

# On top of your problem

## **Celotex Pre-Seal is roofing news!**

This new development in insulated roofing is of special interest to architects.

**Celotex Pre-Seal Roof Insulation** is an improved product providing excellent thermal insulation. It is coated both sides and all edges with a special asphalt which provides protection against all moisture conditions—before, during and after installation. Improved insulation plus moisture protection—a premium product.

**Celotex Vapor-Seal Roof Insulation** has a low density core which insures high insulation efficiency. It is a patented product with a special channel feature particularly effective where excessive humidities are encountered.

**Our Regular Celotex Roof Insulation**, a rigid cane fibre board which may be applied to both combustible and incombustible types of roof decks, has been used extensively for over 20 years and is available in increasing quantities.

Complete information regarding these and other Celotex products is always available to you, without obligation, of course, through our local representatives and Architects' Sales Service Department.

Detailed specifications covering all Celotex products will be found in Sweet's File.

THE CELOTEX CORPORATION • CHICAGO 3, ILLINOIS



## VIZ-AID...

*The little details make it!*

### Example:

- ▶ This spring clip supports the enclosure and assures perfect alignment of the louver.
- ▶ Every bit of its intricate shape has been engineered for strength and convenience.
- ▶ Because of this clip, the VIZ-AID enclosure always stays securely in place... yet you can snap it on or off in two seconds!
- ▶ When you plan your lighting program, investigate the many other "minor" details built into the VIZ-AID. They assure faster, safer, more economical installation and maintenance... more lasting lighting efficiency. Our Bulletin 10-B-1 will tell you the whole story.

### The VIZ-AID

For ceiling or suspension mounting... unit or continuous installation. Designed for two 40- or two 100-watt lamps. U. S. Patent Nos. D-138990, D-143641 and 2411952.

Day-Brite Lighting, Inc., 5465 Bulwer Avenue, St. Louis 7, Mo.  
Nationally distributed through leading electrical supply houses.

In Canada: address all inquiries to Amalgamated Electric Corp., Ltd., Toronto 6, Ontario.

299



IT'S EASY TO SEE WHEN IT'S

**DAY-BRITE**

*Lighting*

## TIME-SAVER STANDARDS

OCTOBER 1947

ARCHITECTURAL RECORD

### DOCKING FACILITIES FOR MOTOR TRANSPORTS

(Continued from page 152)

By Fruehauf Trailer Company, Detroit

#### BUILT-IN TRANSPORTATION

More and more interest is being evidenced in the possibilities offered by the use of "built-in" or "run-through" facilities. In many cases, spot delivery inside the plant will facilitate handling of heavy material, or direct delivery to an assembly line or other point may eliminate costly re-handling. A straight one-way "run-through" need be only 10 ft. wide to provide minimum clearance for the 8-ft. maximum width of a transport unit. However, other traffic, unloading problems, or special considerations such as delivery of special equipment on flat-bed carryalls might require extra width, and possibly greater overhead clearance than the 14 ft. previously mentioned. If a right angle turn must be negotiated in a narrow driveway, extra clear space should be provided on the inside of the turn to eliminate maneuvering.

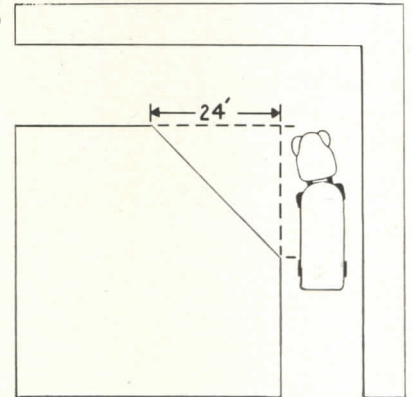
For instance, in a driveway 12 to 14 ft. wide, the triangular area, formed by the inside corner of the turn and the two points 24 ft. on each side of the corner, should be left clear. This will allow proper clearance

for the turning radius of the tractor-truck and the cut-in of trailer wheels.

#### LOADING LEVEL

A troublesome factor in loading and unloading at docks or loading platforms is the inherent variation in loading level (distance from pavement to floor level) of motor transport equipment. This distance averages 51 in. for heavy equipment but varies within a 6-in. range depending on model, tire size, and load. Due to spring compression, a heavily loaded trailer may be 3 in. lower than when empty. Also, one model trailer may be equipped with any one of a number of tire sizes, depending on the load it is required to carry. This factor can cause a variation of as much as 3 in. in loading level. Dock heights of from 44 to 50 in. are in general use, but only an analysis of the specific operation can determine the proper answer to the loading level problem. In general, 48 to 50 in. is most satisfactory for heavy-duty units, while slightly lower docks are more convenient for lighter equipment.

If the dock and trailer-bed levels are not equal, it is usually more satisfactory to have the dock level

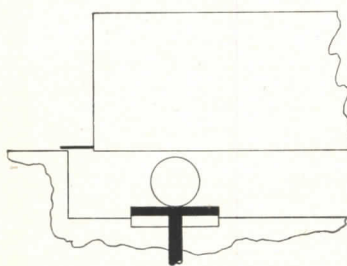


Turning clearance for inside driveway

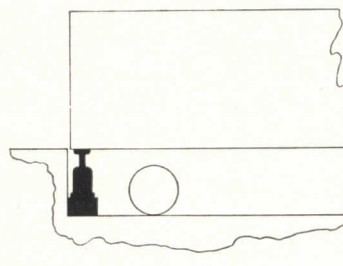
lower than the trailer-bed. This will permit opening and closing of trailer doors while in loading position. Except in rare cases, a slight difference in level between trailer and dock is of no great concern although a larger difference is often a handicap. Many ingenious methods have been devised to overcome such a difference and a large percentage of these have succeeded in solving the specific or general problems involved. Some of these methods are illustrated below.

Another factor to be considered is the lower bed-level of the light truck. If an appreciable part of your freight is handled by such trucks, because of short hauls, local delivery, or small loads, it may be advisable to provide docks to accommodate them.

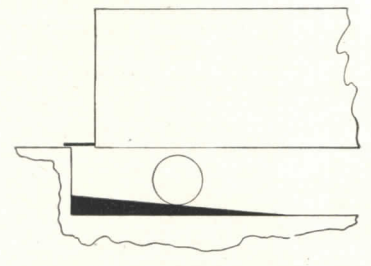
#### Methods used to overcome differences in loading level




Plunger-type elevator




Manual or power-operated jack




Permanent or movable incline



Adjustable loading ramp raises or lowers trailer to the desired level



Metal plate facilitates the use of materials handling equipment




Platform adjusts for differences in level. Hinged plate bridges gap

# Follow the arrows

## TO ECONOMY

The Fitzgibbons Directaire works ideally with either the oil or gas burner of your choice. The attractive jacket completely encloses most burners and all controls. Jacket panels are quickly removable for easy servicing.

The Directaire is built entirely of steel, electrically welded into a gas-tight unit. The jacket assembles easily and quickly. And the oil or gas burner operates at highest efficiency, providing lowest possible operating costs.



**LOW-COST ALL THE WAY** The principle of "Contra-Flo" Circulation as applied in the Fitzgibbons Directaire, takes every possible B.t.u. out of the fuel and applies it to heating the circulated air. This is the basis for Directaire operating economy. The incoming air first enters the *preheating area* . . . Then it is drawn through the filter, by the large, slow-speed quiet blower, and into the *primary heating chamber* . . . Then up into and through the *secondary heating chamber*, where it also receives humidification.

*Six sizes — 65,000 to 200,000 B.t.u./hr. Full data in the bulletin on request.*

**Fitzgibbons Boiler Company, Inc.**

101 PARK AVENUE, NEW YORK 17, N. Y.

Manufactured at: OSWEGO, N. Y.

Sales Branches in Principal Cities



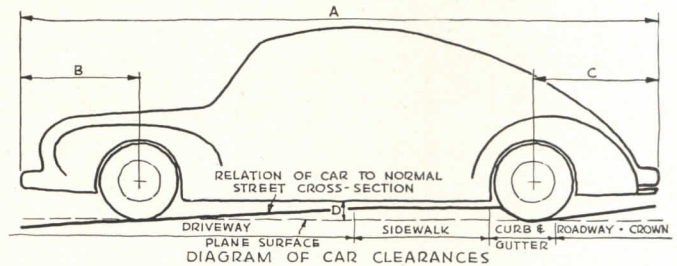
Reg. U.S. Pat. Off.

**FITZGIBBONS DIRECTAIRE**  
The warm air conditioner that meets all conditions

## CRITICAL CLEARANCE DIMENSIONS OF AUTOMOBILES

Data Developed by Urban Land Institute, Washington, D. C., courtesy URBAN LAND

Recent trend in automobile design has been toward longer, wider, and lower cars which reflect the streamlining of super-highway design but not the limitations of terminal facilities. The accompanying table gives critical dimensions of most of the popular makes.



Name	Overall Length (Feet)	OVERHANG		GROUND CLEARANCE		Turning Circle Average (Feet)	Overall Width (Feet)
		Ctr. Front Wheel to Front Bumper (Feet)	Ctr. Rear Wheel to Rear Bumper (Feet)	Ground to Lowest Points (Inches)	Location of Lowest Point		
1946 Chrysler —							
Crown Imperial — 8 cyl.....	19.6	3.6	3.8	7.0	Muffler	48.2	6.3
Imperial — 8 cyl.....	17.9	3.5	3.8	6.8	"	41.6	6.3
Royal — 6 cyl.....	17.4	3.5	3.8	6.5	"	40.7	6.3
Royal — 6 cyl., 7 passenger.....	18.9	3.4	3.8	6.8	"	45.0	6.3
DeSoto.....	17.3	3.2	4.0	6.5	"	40.5	6.3
De Soto (7 passenger).....	18.8	3.2	4.0	6.8	"	45.0	6.3
Dodge.....	17.1	3.1	4.0	6.5	"	40.2	6.3
Dodge (7 passenger).....	18.6	3.1	4.0	6.8	"	45.0	6.3
Plymouth.....	16.4	2.8	3.8	6.5	"	39.3	6.1
1946 Buick — "40".....	17.3	3.0	4.2	6.0	Transverse Bracket	42.7	6.5
Buick — "50".....	17.7	3.1	4.3	5.9	"	44.2	6.6
Buick — "70".....	18.1	3.0	4.3	6.1	Exhaust Pipe	45.6	6.6
Cadillac 60S.....	18.7	3.0	4.6	6.3	Rear Spring	48.3	6.7
Cadillac 61.....	17.8	2.9	4.4	6.6	"	45.7	6.7
Cadillac 62.....	18.3	3.0	4.6	6.4	"	52.8	6.7
Cadillac 75.....	18.9	2.9	4.7	5.8	"	48.8	6.9
Chevrolet — St. Master.....	16.6	2.8	4.1	7.3	"	42.3	6.1
Chevrolet — Flt. Master.....	16.6	2.8	4.1	7.4	"	42.4	6.1
Oldsmobile-66.....	17.0	3.0	4.1	7.2	Rear Stabilizer Bracket	41.9	6.3
Oldsmobile-76.....	17.7	3.0	4.4	7.1	Frame X Member	42.6	6.3
Oldsmobile-70.....	17.7	3.0	4.4	6.9	"	45.9	6.3
Oldsmobile-98.....	18.0	3.0	4.5	7.1	"	46.0	6.5
Pontiac-25.....	17.0	3.0	4.2	7.7	Frame Center	42.6	6.3
Pontiac-26.....	17.5	3.0	4.4	7.3	"	43.7	6.4
Pontiac-27.....	17.0	3.0	4.2	7.7	"	42.6	6.3
Pontiac-28.....	17.5	3.0	4.3	6.3	Splash Pan	41.7	6.4
1946 Lincoln.....	18.2	3.2	4.5	6.8	Center X Member	44.5	6.5
Mercury.....	16.9	3.0	4.0	7.5	Center of Axle Beam	41.0	6.1
Ford.....	16.5	3.0	4.2	7.5	Center of Axle I Beam	41.0	6.1
1947 Studebaker —							
14A — Long Commander.....	17.4	3.3	3.8	6.1	Muffler Bracket	42.9	5.8
14A — Commander.....	17.0	3.3	3.8	6.1	"	42.0	5.8
6G — Champion.....	16.0	2.9	3.8	5.9	Exhaust Pipe Bracket	42.9	5.8
1946 Nash —							
Ambassador 6.....	17.4	2.8	4.0	8.0	Exhaust Pipe (32" Back of Front Wheel)	38.0	6.3
Nash "600".....	16.6	2.8	4.0	9.0	Muffler (46" Back of Front Wheel)	41.0	6.3
1946 Packard — 2100-1-11.....	17.4	3.2	4.2	6.7	Muffler	42.0	6.3
2103-6.....	18.0	3.2	4.2	6.9	"	44.0	6.3
2126.....	19.7	3.2	4.2	.....	.....	52.0	6.3
1947 — Kaiser and Frazer.....	16.9	2.8	3.8	7.1	Rear Axle	44.0	6.1

From data furnished by the Chrysler, General Motors, Ford, Nash, Studebaker, Packard, and Kaiser-Frazer Corporations.

**FOR THE** **1<sup>st</sup> Time** **IN AN**  
**Electric Stairway...**

**H**ERE IT IS! The new single-file Westinghouse Electric Stairway for the smaller store . . . with deluxe features and construction . . . at a price you can afford to pay!

Carrying 4000 people an hour at 90 feet a minute, this new electric stairway has two-step leveling at top and bottom, two brakes, trip-proof comb-plates, reinforced skirtguards, extended handrails at top and bottom . . . all for maximum safety and convenience. Etched and anodized aluminum balustrades give it a beauty that harmonizes with and enhances the eye-appeal of any store interior.

Standard Westinghouse engineering and construction assure dependable, quiet operation . . . and maintenance economy. Because of its standardized design, it can be installed quickly with a minimum interruption in your normal store operation.

Only a limited number will be available for 1948 delivery. Investigate now! For complete information, write to the Westinghouse Electric Corporation, Elevator Division, 150 Pacific Avenue, Jersey City 4, N. J. on your letter-head please.

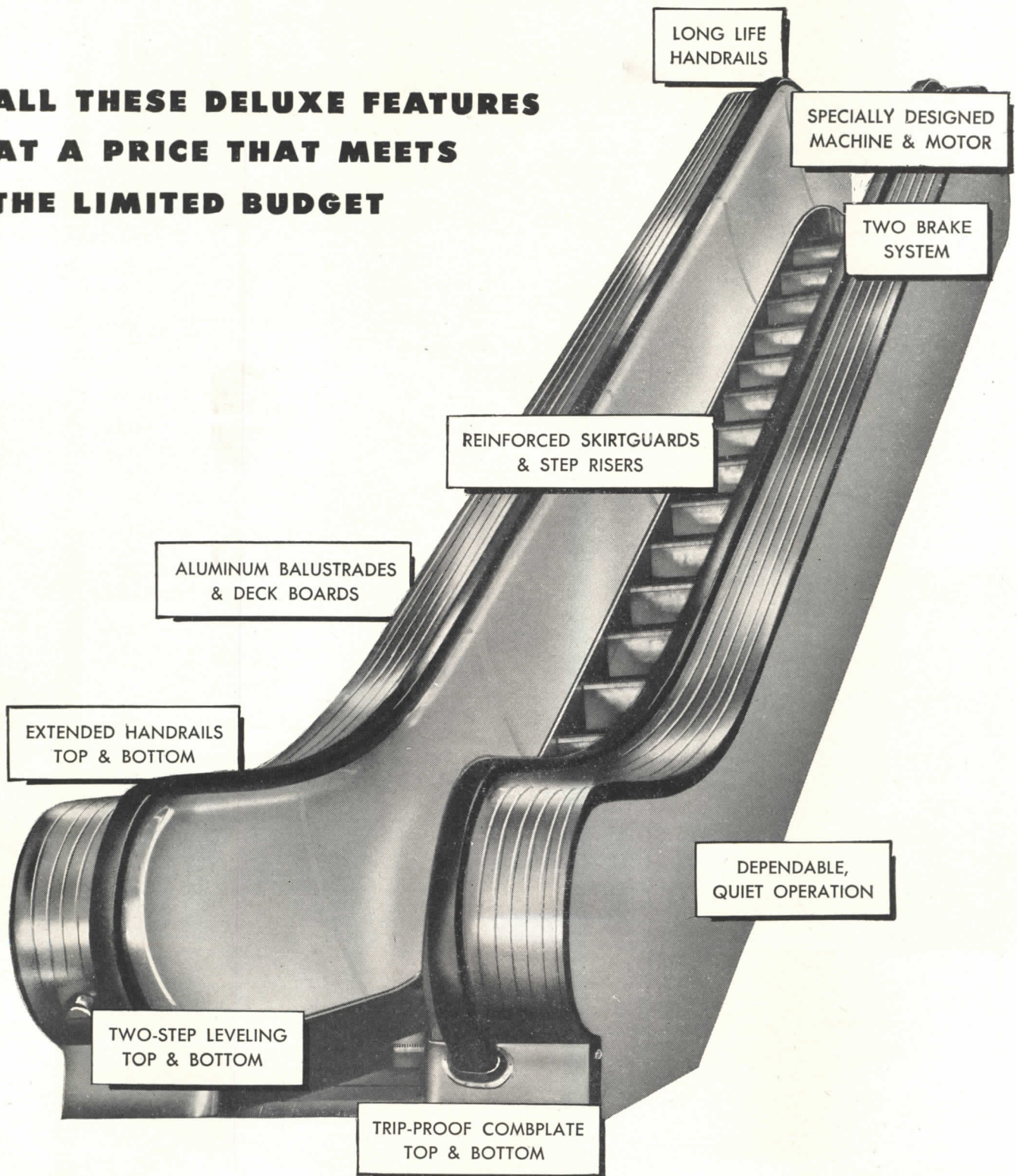
★ *Engineering information available to architects*


**Westinghouse**

ELEVATOR  DIVISION

J-98508

**ALL THESE DELUXE FEATURES  
AT A PRICE THAT MEETS  
THE LIMITED BUDGET**





Multi-colored porcelain enamel mural, size 72 feet by 28 feet, given to the Union Terminal, Cleveland, Ohio, by the Ferro Enamel Corp., Cleveland. Designed and executed by J. Scott Williams in Seaporcel's plant.

## Specify *Seaporcel* Architectural Porcelain Enamel Parts

**BECAUSE** with Seaporcel the architect or designer is not restricted to conventional, cut and dried designs caused by limitations of materials *lacking* the flexible characteristics of Seaporcel porcelain enamel.

**JUST AS THERE** is attainable a free play in color and finishes, with Seaporcel porcelain enamel the architect can obtain fabrications in any shape, form or section;—rounds, compound curves, flutings, reedings, etc., etc.

**AND, THANKS TO** the everlasting fusion of porcelain and steel, Seaporcel\* is fire-proof, corrosion and acid resistant, will not crack or craze when exposed to thermal shock and will withstand moderate mishandling.

**SEAPORCEL** is equally adaptable to broad and dramatic sweep for building facades, store fronts, interiors of public buildings, restaurants, banks, schools, hospitals, hotels. Make your final word on your next preliminary sketches: SEAPORCEL!

*WRITE TODAY for catalogue showing applications and current jobs.*

Offices in Many Principal Cities



**SEAPORCEL PORCELAIN METALS, INC.**  
Formerly Porcelain Metals, Inc. "Member Porcelain Enamel Institute, Inc."  
**28-02 BORDEN AVENUE, LONG ISLAND CITY 1, N. Y.**

\*Seaporcel (Reg. U. S. Pat. Off.) is a ceramic coating fused into its metal base at 1550° F.

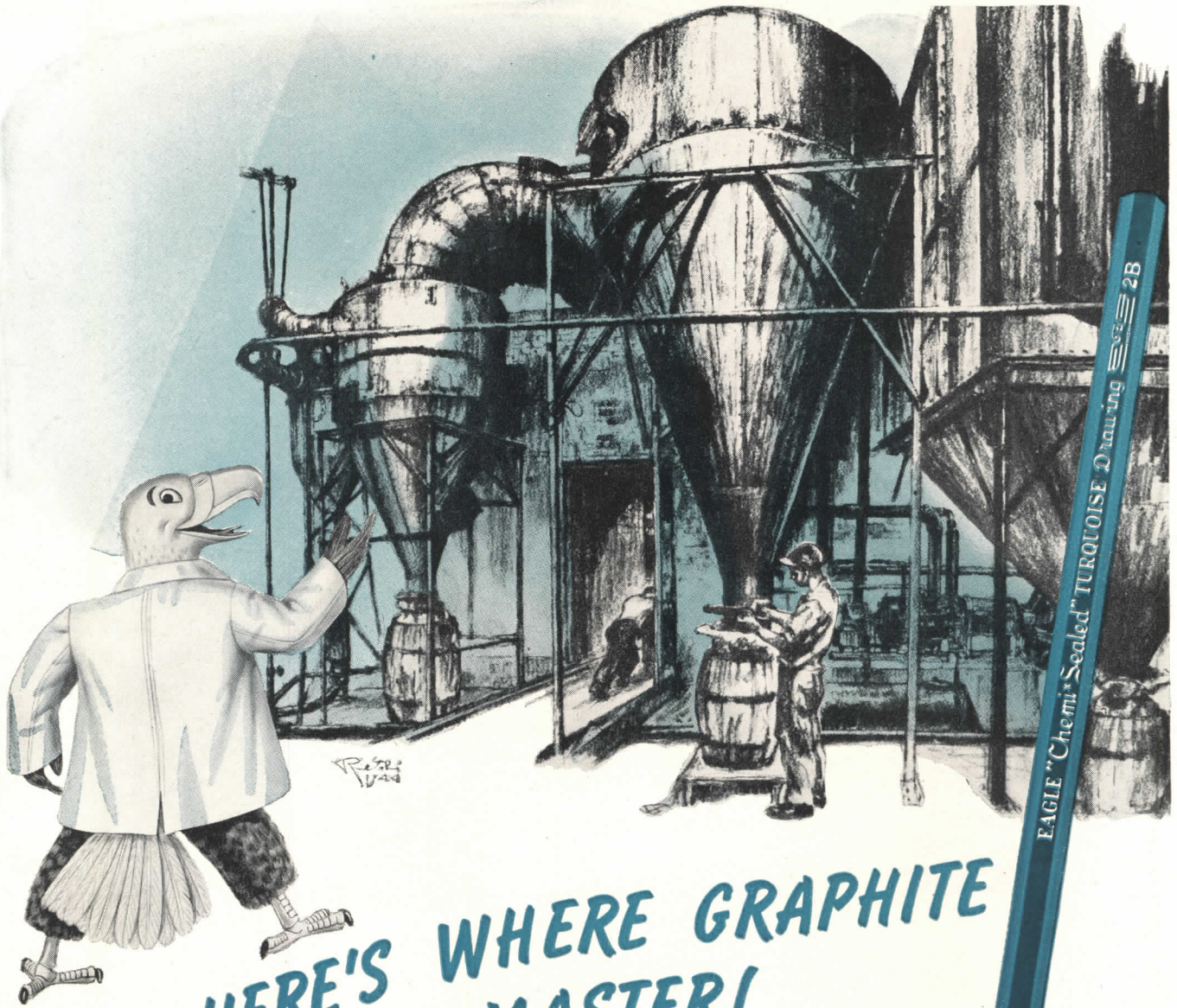
**On the Pacific Coast:**

Walter D. Bates Associates  
693 Mission Street  
San Francisco, Calif.

Douglas McFarland & Co.  
1491 Canal Street  
Long Beach, Calif.

Maritime Pacific Supply Co., Inc.  
Alaska Trade Bldg.  
Seattle 1, Washington





# HERE'S WHERE GRAPHITE MEETS ITS MASTER!

**BECAUSE** it is a natural lubricant, graphite stubbornly resists reduction to particles of extreme fineness. We knew we could make basically better drawing leads if only we could invent a mill for grinding graphite far finer than it had ever been ground before.

**HERE'S OUR MIRACLE MILL**, an exclusive patented Eagle process that utilizes the entirely new principle of making graphite *grind itself* down to micronic size . . . 1/25,000th of an inch. The particles average four times finer than in the graphite normally used.

**AND HERE'S THE PENCIL** with the superb new lead we hoped for . . . so dense that it takes a needle point and *holds* it under pressure . . . draws long lines of uniform width . . . and deposits an opaque mark that reproduces perfectly.

**TRY TURQUOISE YOURSELF AND SEE!** Just write us, naming this publication, your dealer and the grade you desire. We'll send you a *free sample* to test in your own hand. You will be delighted!



10¢ EACH  
... less in quantities

**EAGLE** "CHEMI-SEALED"  
(SUPER BONDED)

**TURQUOISE**

**DRAWING PENCILS AND LEADS**

EAGLE PENCIL COMPANY, 703 E. 13th St., New York 9, N. Y.


Eagle Pencil Company of Canada, Ltd., Toronto

\*Reg. U. S. Pat. Off.

Ever hear of a  
**FLEXIBLE**

**OFFICE BUILDING ?**

Walker Duct being installed on the forms for the fourth floor of the Ring Office Building.



A phantom view of a Walker System in typical office use. Note the absence of unsightly wires.

**W**ASHINGTON'S new twelve story Ring Building is an outstanding example. In keeping with sound, modern design, the floor areas were left entirely open so that partitions might be installed as desired to meet each tenant's exact space and layout requirements.

This principle of functional flexibility was made practical by the Walker System of Underfloor Distribution. Steel ducts were installed in each floor, providing concealed raceways with "Preset" inserts located along each run at two foot intervals. Literally thousands of outlets for light, power and telephone service, though out of sight, are quickly available to meet every new electrical requirement. Imagine what this service means to the tenants *and* to the owner!

The "Preset" idea of Underfloor Distribution is more than a convenience, it's rapidly becoming a modern necessity for office buildings, banks, stores, and factories.

Write to us for our Catalogue No. 146 or consult Sweet's Architectural File for further details.

**WALKER BROTHERS**  
 Conshohocken, Pa.



**UNDERFLOOR SYSTEMS**

# 20% PRICE REDUCTION IN BUILDING MATERIALS

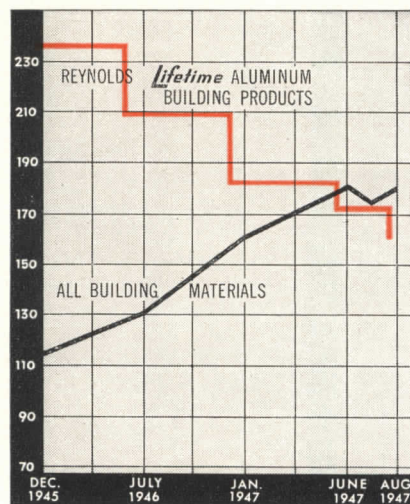
## ... REYNOLDS *Lifetime* ALUMINUM CLAPBOARD SIDING, SHINGLES, "SNAP-SEAL" AND CEILING PANELS REDUCED

### Increasing demand supports more efficient Manufacturing Facilities—brings prices below competitive average

The one obstacle that has kept some builders and architects from turning to long-lasting, low-maintenance, readily available aluminum has been price. *That obstacle is now removed.* Starting with aluminum itself at a base price 30% below pre-war, Reynolds mass fabrication has made possible successive price reductions that bring these aluminum building materials below the Bureau of Labor Statistics overall average!

### Important Advantages Available at No More or Even Less Cost

That means the home-owner or plant operator need pay no premium for building material that is fire-proof, rust-proof, defies rot and termites, lasts indefinitely. In fact, with aluminum's easy application and because it needs no painting the installed cost may come to considerably *less* than comparable materials. The buyer gets



a free bonus of highly effective insulation, too... because aluminum reflects up to 95% of all radiant heat.

### Byrne Organization and N.K. Winston among Big Builders Using Reynolds Lifetime Aluminum

In Byrne's big Harundale (Md.) development of 1100 site-fabricated homes, Reynolds Lifetime Aluminum Clapboard Siding is now being used consistently. This siding lends itself particularly to shop assembly of entire wall sections. Reynolds Lifetime

Aluminum Shingles have likewise been applied on entire shop-built roofs of Harundale houses.

N. K. Winston, President of Westchester's 2100-acre Continental Village, New York, is also adopting Reynolds Lifetime Aluminum.

### Industrial and Farm as well as Home Use Increasing

The advantages of Reynolds Sheet Roofing and Siding—Corrugated, 5-V Crimp, "Snap-Seal" and Weatherboard—have long been recognized in industrial and farm construction. But the 8" Clapboard Siding has also been increasingly successful in these fields. And now, with this present price reduction, many a plant designer and farmer can afford this finer residential type of siding on his walls.

The sales trend is to aluminum... get in with the trend. See Sweets or write for detailed A.I.A. brochure on Reynolds Lifetime Aluminum Building Products. Reynolds Metals Company, Building Products Division, Louisville 1, Ky.

IF YOU SEE RUST  
YOU KNOW IT'S NOT  
ALUMINUM



REYNOLDS  
*Lifetime* ALUMINUM  
BUILDING PRODUCTS

## REYNOLDS *Lifetime* ALUMINUM BUILDING PRODUCTS

SHINGLES • CLAPBOARD SIDING • SHEET ROOFING & SIDING • WINDOWS • CEILING PANEL • GARAGE DOORS • REFLECTIVE INSULATION • UTILITY BLDGS. • ROOFING ACCESSORIES

## MANUFACTURERS' LITERATURE

### AIR CONDITIONING

**AAF Replaceable Type Air Filters: Selective Air Filtration (Bulletin 210).** Description of new types of replaceable air filters for ventilating and air-conditioning systems, along with instructions for maintenance and detailed engineering and installation data. 8 pp., illus. American Air Filter Co., Inc., 215 Central Ave., Louisville 8, Ky.\*

**McQuay Year 'Round Air Conditioners (Bulletin 83A).** Folder listing construction features of air conditioner with ripple-fin aluminum cooling and heating coils, available in 2-, 3-, 5-, and 7½-ton models; tables giving coil selection, steam heating coil conversion factors, motor and drive selection; also specifications and dimensional data. 4 pp., illus. McQuay, Inc., 1600 Broadway N.E., Minneapolis, Minn.

### CONCRETE MASONRY

**Besser Modular Standard Building Units.** Booklet by the manufacturer of block plant equipment, illustrating concrete building units having modular dimensions: bull nose units, beam lintel block, chimney block, floor filler units, etc., in addition to the standard units of block and tile. 24 pp., illus. Besser Manufacturing Co., Alpena, Mich. \$2.00.

### DESIGN

**Private Boat-Houses and Docks.** Booklet containing plans and details for 21 different types of shelters for small boats, designed by architects Leonard Wayman and Ray Stuermer, based on the findings of a national survey of existing waterside facilities and needs. Included are complete materials lists. 12 pp., illus. Outboard Boating Club of America, 307 N. Michigan Ave., Chicago 1, Ill. 35 cents.

**Symposium of Fire Station Design.** First of a series of booklets giving floor plans, perspective drawings, and ideas submitted by architects, fire chiefs, and technical writers associated with the fire service. Plans include bungalow stations, central headquarters, and municipal buildings with fire and police headquarters. 22 pp., illus. The Circul-Air Corp., 575 East Milwaukee Ave., Detroit 2, Mich.

### ELECTRONICS

**Electronic Equipment.** Sound-system equipment for churches and schools: carillon bells unit, tower music sys-

tems, voice and music distribution systems, acoustic correction units, and pew hearing aids; church plans showing typical placement of electronic units. 8 pp., illus. Schulmerich Electronics, Inc., Sellersville, Penn.\*

### FLOORING

**Emeri-Crete Flooring (Bulletin 601).** Pamphlet describing characteristics of concrete made with Cortland emery aggregate to provide permanent, non-skid, non-absorbent flooring for industrial use; tables showing comparative results of compressive and tension break tests. 8 pp., illus. Walter Maguire Co., Inc., 330 West 42nd St., New York.

### HEATING

**Radiant Panel Heating: A Non-Technical Discussion.** Booklet intended primarily for architects, engineers, and heating contractors, who seek sufficient background to compare radiant panel heating with other types of heating systems. Discusses advantages and disadvantages, both claimed and assured, of panel heating; relative advantages of ceiling, wall, and floor panels; best methods of distributing the panel surface. 36 pp., illus. Revere Copper and Brass, Inc., 230 Park Ave., New York 17, N. Y.\*

**Type C Worm-Feed Stokers (Bulletin S-70, Second Edition).** Booklet describing features of a new stoker in the Brownell line of boiler room equipment: three speeds, safety cut-out, automatic air volume control, and gas-repellent valve for preventing blow-back; available in 11 standard sizes with coal-burning capacities ranging from 177 to 1000 lb. per hour. 8 pp., illus. The Brownell Co., Dayton 1, Ohio.

**Webster System Radiation.** Description of concealed lightweight units for steam convection heating: types of enclosures, features of mechanical construction, how to select correct sizes, architectural specifications, design and installation data, heating elements, and rated capacities. 16 pp., illus. Warren Webster & Co., Camden, N. J.\*

### INDUSTRIAL FINISHING

**Planned Systems for Complete Paint Finishing.** Technical bulletin outlining basic points to be considered in planning complete organic finishing systems for industrial plants: parts washers, spray booths, ovens, and air-processing equipment. 12 pp., illus. Peters-Dalton, Inc., 17908 Ryan Rd., Detroit 12, Mich.

### METAL TRIM

**Chromedge Metal Trims: Builder's Guide for All Wallboard Materials.** Catalog of extruded aluminum alloy and stainless steel trims and accessories: divider bars, cap molds, bathtub covers, outside and inside corners, nosings, linoleum-insert trims, sink-well frames. 18 pp., illus. The B & T Metals Co., Columbus 16, Ohio.\*

### MONOLITHIC CONSTRUCTION

**On-the-Site Monolithic Construction.** Information about the Tournalayer system of mass-producing houses by casting in huge forms entire building units consisting of walls, roof, ceiling, and center partition; transporting to the site; basic building units. 8 pp., illus. Tournalayer Sales Div., R. G. LeTourneau, Inc., Longview, Tex.

### PAINT

**Vita-Var Vita-Lux Enamel: The Whiter Enamel for Industrial Interiors.** Folder describing a white enamel for use on walls, ceilings and woodwork. Describes uses and features, methods of application. 6 pp., illus. Vita-Var Corp., Newark, N. J.\*

### PIPE

**Transite House Connection Pipe.** Booklet giving specifications of Transite pipe and fittings made from a mixture of asbestos fibers and cement, for house sewage disposal lines; typical installation layouts, and illustrated step-by-step installation data. Johns-Manville, 22 East 40th St., New York 16, N. Y.\*

### PLASTICS

(1) **Corrugated and Patterned Plexiglas;** (2) **Plexiglas for Signs;** (3) **Plexiglas for Merchandising Aids;** (4) **Plexiglas for Hospital Equipment.** Series of booklets describing the new corrugated and patterned Plexiglas; and uses of the standard material for signs, show cases, and visual wall units, and for various items of hospital equipment. 4, 16, 18, and 4 pp., all illus. Rohm & Haas Co., Philadelphia, Penn.

### PORCELAIN ENAMEL

**How Architectural Porcelain Enamel Produces Profits.** Brochure discussing architectural applications of porcelain enamel in remodeling and standardized new construction of stores, gasoline stations, restaurants, theaters, etc. 16 pp., illus. Porcelain Enamel Institute, 1010 Vermont Ave., N. W., Washington 5, D. C.\*

### TIMBER CONNECTORS

**Installing Teco Timber Connectors in Light and Heavy Timber Structures.** Booklet illustrating and describ-

(Continued on page 186)


\* Other product information in Sweet's File, 1947.

# IT'S THE ELECTRICAL NEWS OF THE YEAR!

FIGURE IT IN ALUMINUM

FIGURE IT IN ALUMINUM

FIGURE IT IN ALUMINUM



## ALUMINUM CUTS WIRING COSTS!

Every construction or modernization job now on the boards calls for electric wire and cable. This new "buy-word" in wire and cable brings good news to architects and their engineers—*figure it in aluminum*, for lower over-all job costs.

*Figure it in aluminum*—to save money. *Figure it in aluminum* because it gives you everything you want in a conductor. Wire and cable manufacturers are already calling it "the conductor of the present and future". *Figure it in aluminum* because whole-

salers are selling this wire with confidence; contractors are installing it with assurance of dependability.

To make available the light, dependable, conductive E. C.\* Aluminum for this service is Alcoa's job. Wire and cable manufacturers make the finished product, selling it under their trademarks through established wholesalers. It will pay dividends, now and in the future, to *figure it in aluminum*. ALUMINUM COMPANY OF AMERICA, 1441 Gulf Building, Pittsburgh 19, Pa. Sales offices in principal cities.

\* E. C.: Electrical Conductor Aluminum



Insulated and sold by leading wire manufacturers

**ALCOA EC ALUMINUM**



**FOR ELECTRIC WIRE AND CABLE**

students of various engineering schools and colleges will submit papers on arc welded design and the use of welding in maintenance of machines and structures; 77 awards totaling \$5000 and including a first of \$1000, a second of \$500 and a third of \$250, will be offered in this section of the program. Under the scholarship plan, seven scholarships of \$250 each will be allocated to the schools in which the three highest award recipients are registered, the institutions receiving

in each case scholarships equaling in value the award concerned.

Copies of the rules and conditions may be obtained from The James F. Lincoln Arc Welding Foundation, Cleveland 1, Ohio.

#### Appointments

Herbert Reeves Sinnard, professor of architecture, has been named head of the department of architecture at Oregon State College.

George G. Thorp, assistant director of the American Federation of Art, has been appointed dean of the Art School of the Akron Art Institute.

Lawrence Albert Enersen, formerly a member of the teaching staff of the University of Michigan and the Graduate School of Design, Harvard University, has been appointed professor of landscape architecture at the North Carolina State College of Agriculture and Engineering, University of North Carolina.

#### DISABLED VETERANS IN CONSTRUCTION

One of every 17 disabled veterans in schools and on-the-job training courses under the Vocational Rehabilitation Act is learning a skill or trade in the construction field, the Veterans Administration reports.

A VA 79-per cent sampling showed a total of 13,400 construction trainees among some 229,000 handicapped veterans in training on May 1. Most of them were taking on-the-job training.

The disabled veteran-trainees were distributed in the following fields: brick and stone masons, 646; carpenters, 3371; miscellaneous construction trades, 257; electricians, 4017; painters, construction, 890; plasterers, 144; plumbers, 2143; tinsmiths, 1459; welders and flame cutters, 473.

#### INGBERG RETIRES

The retirement of Simon H. Ingberg, Chief of the Fire Resistance Section of the National Bureau of Standards, has been announced by Dr. E. U. Condon, Director of the Bureau.

Mr. Ingberg is widely known for the experimental techniques he has introduced in the field of fire resistance, particularly for his fire severity research and investigations into the fire resistive properties of building materials and constructions.

#### OFFICE NOTES

##### Offices Opened, Reopened

Carl Frederik Brauer, A.I.A., has announced the opening of his office for the general practice of architecture at 165 E. 72nd St., New York City.

Albert Criz, A.I.A., announces the formation of an independent office for the practice of architecture at 556 S. Harvard Blvd., Los Angeles 5, Calif.

Glen M. Drew, Architect, has opened offices at 505 Vine St., Room 105, Poplar Bluff, Mo.

Vernon D. Lamp, Architect, has opened offices at 203½ Alcazar Ave., Coral Gables, Fla.

Callix E. Miller, A.I.A., has announced his separation from active duty in the U. S. Navy, Civil Engineering

(Continued on page 168)

TRENTON. N. J.

AMERICAN TILE

& RUBBER CO.



*Amtico*

RUBBER TILE for

Long Lasting, Quiet, Beauty

The Architects' Choice—

- Because* of the unlimited possibilities for distinctive color combination—both color and arrangements of pattern are flexible.
- Because* it is durable and its color will not fade or wear off or be destroyed by cigarette marks.
- Because* it is resilient—so pleasant underfoot, its natural resiliency cushions each step and tones down surface noise.
- Because* it is easy to keep immaculately clean.
- Because* it is made in many beautiful, marbled colors.
- Because* it is available for immediate shipment.

Manufacturers of "AMTICO" RUBBER TILE FLOORING—Marble & Terrazzo Effects, "TRENT" RUBBER FLOORING—By the Roll, Plain and Marbled Colors RUBBER MATS & MATTING—Plain & Designed Effects. RUBBER STAIR TREADS AND NOSINGS



You are invited to the  
*First*  
*Public Showing*  
 at the INTERNATIONAL  
**LIGHTING**  
**EXPOSITION**  
 Stevens Hotel, Chicago  
 NOVEMBER 3 to 7, 1947  
 Booths 66 to 69

**... the new Benjamin  
 LUMINOUS LOUVER CEILING SYSTEM**

**S**KY-GLO is the answer to the Lighting Plan that calls for *Inconspicuous Lighting* with low brightness... *More Beauty* with greater seeing comfort! Designed expressly for offices, stores, show windows and other commercial locations, the new Benjamin development features...

**NEW LUMINOUS VINYLITE LOUVERS**  
 This new system of translucent louvers does more than reflect light... it actually glows with light to form a luminous ceiling of unique beauty and atmosphere. This new

Benjamin Sky-Glo System is the latest development in "louverall" lighting. With this system it becomes practical to provide...  
**100 TO 175 FOOTCANDLES**  
 of uniform, diffused and comfortable lighting. Crosswise and lengthwise shielding of 45° eliminates glare and uncomfortable

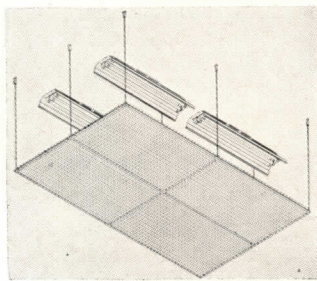
brightness. The Sky-Glo System conceals pipes, ducts and fixtures and substitutes at reasonable cost a...

**MODERN STREAMLINED CEILING**  
 of low brightness with pleasing architectural and decorative patterns.

Write now for complete data on this new Benjamin development. These will be sent you in November.

**BENJAMIN ELECTRIC MFG. CO.**  
 DEPT. Q-1, DES PLAINES 12, ILLINOIS

STANDARDIZED STOCK SECTIONS OF LOUVERS, CHANNELS and FITTINGS simplify the layout and installation of the new Benjamin Sky-Glo System. The four sizes of louver sections and the various channel lengths make possible geometric arrangements which provide wide flexibility of design for various ceilings. Louvers are made of Vinylite, a product of The Bakelite Corporation, which has a light transmission factor of approximately 60%. These sections are easily removed for lamp and fixture maintenance and for easy cleaning.



**BENJAMIN**  
TRADE MARK  
*Lighting Equipment*  
 Distributed Exclusively through Electrical Wholesalers

Corps, and the reopening of his office for the general practice of architecture and structural engineering at 234 Christman Bldg., Main St. at Colfax Ave., South Bend 7, Ind.

E. G. Roberts, until recently chief engineer with W. C. Grant Co., Inc., Manufacturers, Contractors, Engineers, in charge of design and development work, has opened offices at 157 N. Illinois, Room 215, Indianapolis, Ind. He and his associates will offer layout

work and related services in structural engineering, heating plants, mechanical equipment, distribution systems, etc.

James Berkeley Robinson, Architect, has opened an office for general practice at 21 W. Frederick St., P.O. Box 234, Staunton, Va.

**New Addresses**

The following new addresses have been announced:

Committee on the Hygiene of Hous-

ing, American Public Health Assn., 321 Congress Ave., New Haven 11, Conn.

Craig & Madill, Architects (J. H. Craig, F.R.A.I.C., and H. H. Madill, O.B.E., F.R.A.I.C., Hon. A.I.A.), 20 St. Clair Ave. W., Toronto 5, Canada.

Ferrenz & Taylor, Architects, 152 W. 42nd St., New York 18, N.Y.

Jackson and Callender, Architects (Huson Jackson and John Hancock Callender), 124 Washington Pl., New York 14, N.Y.

William H. MacKay, Architect, 30 Colony St., Meriden, Conn.

Charles F. Maltby, Architect, Kirby Bldg., 246 N. Main St., Herkimer, N. Y.

Douglas Dacre Stone and Lou B. Mulloy, Architects, 619 California St., San Francisco 8, Calif.

Frank Wynkoop, A.I.A., 1638 Market St., San Francisco 2, Calif.

Alexander Zamshnick, Architect, formerly associated with Noah N. Sherman, 6 E. 46th St., New York 17, N.Y.

**Firm Changes**

The recently formed architectural and engineering firm of Naess and Murphy will carry on all current work of Shaw, Naess and Murphy, whose dissolution as of Sept. 20 has been announced by Sigurd E. Naess and Charles F. Murphy. The firm's address remains the same: Railway Exchange Bldg., Chicago, Ill.

The firm of Hubert & Gjelsteen has been dissolved, Harry W. Gjelsteen has announced. Mr. Gjelsteen has opened his own architectural office at 230 Sheridan Rd., Menominee, Mich.

**APPOINTMENTS, ELECTIONS**

Earl S. Anderson, for 10 years a construction industry executive of the Los Angeles Chamber of Commerce, has been appointed general manager of the Construction Industries Exposition and Home Show of Southern California.

E. A. Buxton has been elected chairman of the Committee on Steel Pipe Research of the American Iron and Steel Institute.

Gilmore D. Clarke, landscape architect of New York City, has been appointed the National Institute of Arts and Letters representative of the National Commission of UNESCO.

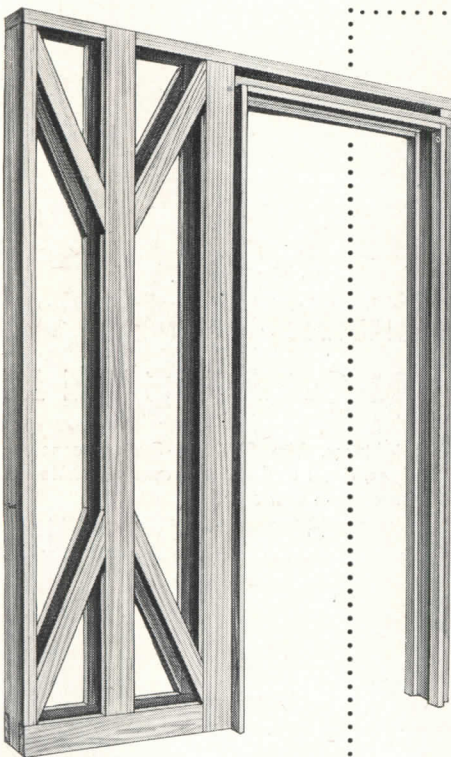

John Fies, long active in building code work in the Southwest, has been retained by the National Lumber Manufacturers Assn. to represent its Technical Department on the Pacific Coast.

**ERRATUM**

In the Roof Construction Analysis table for industrial buildings on page 106 of the August ARCHITECTURAL RECORD the price of Flexcore concrete plank (item 12) was incorrectly given as 28 cents a sq. ft. The correct price of the material is 58 cents.

**More USABLE floor space  
at LESS COST!**

Richards-Wilcox No. 719 Vanishing House Door Hanger and wood lined track installation in ordinary 2 x 4 studded house partition, showing application of hanger and track to header and door.



(Above) Mill construction of R-W designed "Ordinary Wall" pocket for installing vanishing house doors operating on R-W No. 719 house door hangers in ordinary 2 x 4 studded partition. This construction, developed by Richards-Wilcox engineering department, solves the problem of builders and architects who desire to get the advantages of "Richards-Wilcox" Vanishing House Doors without increasing the width of the ordinary 2 x 4 studded partitions.


**with R-W Residential  
Vanishing Door Hangers**

For doors 7/8" thick and up!

Present-day home building costs require maximum use of all available floor space. That is why Richards-Wilcox Vanishing (sliding) House Doors are now more popular than ever. Floor space "wasted" due to the swinging arc of hinged doors can be fully utilized with vanishing doors . . . furniture, pictures, lighting fixtures can be located conveniently and correctly.

Designed for use in 2" x 4" Studded Walls!

And with R-W Vanishing House Doors there is no extra construction cost! The R-W "Ordinary Wall" pocket permits installation of vanishing doors in standard 2" x 4" studded partitions. Get complete details from your nearest Richards-Wilcox office—free consultation available without obligation.

1880  1947  
OVER 67 YEARS

**Richards-Wilcox Mfg. Co.**  
"A HANGER FOR ANY DOOR THAT SLIDES"  
AURORA, ILLINOIS, U.S.A.

Branches	New York	Chicago	Boston	Philadelphia	Cleveland	Cincinnati	Washington, D.C.
Indianapolis	St. Louis	New Orleans	Des Moines	Minneapolis	Kansas City		
Los Angeles	San Francisco	Omaha	Seattle	Detroit	Atlanta	Pittsburgh	





**FORMICA KITCHEN CABINET TOPS**  
 CHOSEN BY NEW YORK LIFE INSURANCE CO. FOR STANWORTH AT PRINCETON

**T**HE first housing development of the New York Life Insurance Company, Stanworth at Princeton, New Jersey, is nearing completion, and many of the garden-type apartments have already been rented and occupied. In this carefully planned and competently engineered project it is significant that Formica kitchen cabinet tops were used.

Formica gives kitchen cabinet tops a new high in decorative value. The most popular finishes are plain black, pearlescent and line patterns. These latter are available in attractive pastel tints. They may be chosen to harmonize with the decorative scheme of the kitchen as a whole.

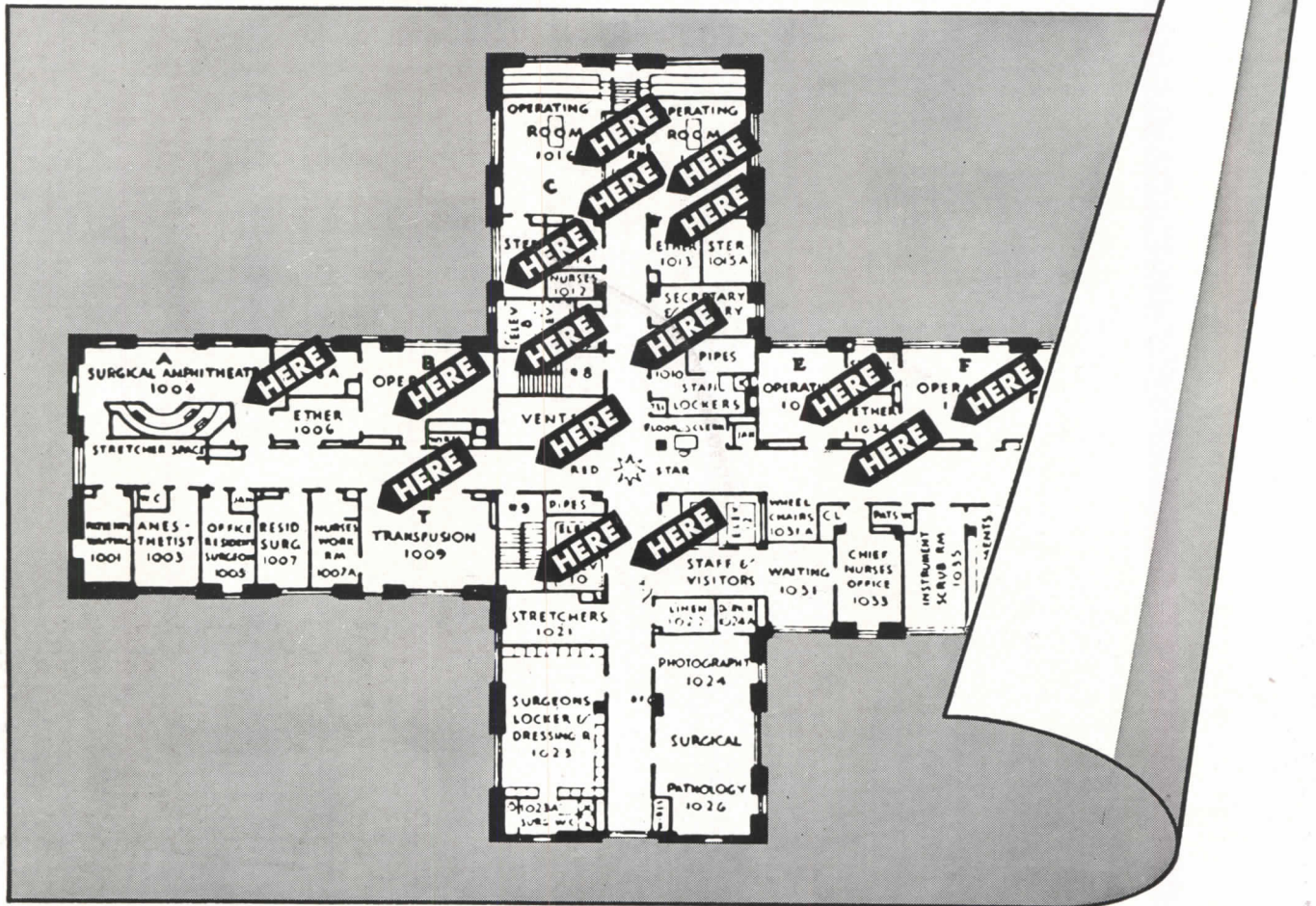
Formica does not chip, crack, or break, and is not injured by alcohol, fruit acids, or the alkalis that are ordinarily used in the home.

*So far Formica tops have been installed in 153 units of Stanworth at Princeton, specified by Architect Holden McLaughlin, with the approval of Chief Architect Gurney of the New York Life Insurance Company. The tops were furnished by the Kitchen Sales Company of New York. The General Contractor was William L. Crowe, New York.*



PRINTED IN U.S.A.

# WHAT'S MISSING ?



## EMERGENCY LIGHTING PROTECTION IS NEEDED

Sudden failure of electric lights in hospitals, schools, auditoriums or other buildings where people are gathered, may be followed by consequences that are extremely dangerous. This has happened often, but it need not occur in the buildings you design.

Despite all precautions of utility companies, accidents beyond their control can cause interruptions of normal electric current. Storms, floods, fires and collisions may occur with little or no warning, and become a serious menace to electric power lines.

Safe, sure, modern protection is provided by Exide Emergency Lighting. It can be adapted to meet any lighting situation from a few rooms to an entire building of any size. Batteries are always fully charged and ready to take over the lighting load *instantly* and *automatically*.

### IN HOSPITALS EACH OF THESE POINTS SHOULD BE SAFEGUARDED

- Operating Rooms
- Delivery Rooms
- Anesthesia Rooms
- Accident Dispensary
- Boiler Room
- Corridors
- Stairways
- Exits

**Exide**  
EMERGENCY  
BATTERIES

ECONOMICAL • GOOD-LOOKING • TROUBLE-FREE

## Windows of Alcoa Aluminum

### help turn rental income into profits!

When your client asks, "How about upkeep costs?" the answer for aluminum windows is, "Practically nothing."

Windows of long-lasting Alcoa Aluminum will give years of trouble-free service. Because aluminum can't shrink or swell, aluminum windows keep their snug fit; stay easy to open and close.

Aluminum windows help buildings to stay modern and attractive in appearance. The soft, neutral color blends with all designs and materials. Alcoa Aluminum can never rust, streak, or stain adjoining surface. Painting expense is eliminated.

For housing or commercial units that will turn rental income into profits, include windows of Alcoa Aluminum. For information, write ALUMINUM COMPANY OF AMERICA, 1867 Gulf Building, Pittsburgh 19, Pa. Sales offices in leading cities.

**MORE** PEOPLE WANT

**MORE** ALUMINUM FOR

**MORE** USES THAN EVER

**ALCOA** REG. U. S. PAT. & TM. OFF. **FIRST IN ALUMINUM**



IN EVERY COMMERCIAL FORM


(Continued from page 150)

## PLASTIC FLOOR COVERING

Vinylite plastics are now being used for floor covering under the name *Flor-Ever*, said to offer the following advantages: flexibility, resistance to wear, a high degree of chemical inertness, ease of cleaning without need for waxing. It is manufactured in marbled and plain colors that extend through the material. Backing is of waterproof felt. Delaware Floor Products, Inc., Wilmington, Del.

## DRAWING SET

The new *Bruning drawing set* features the following: (1) a ruling pen with adjustable collet for regulating the nib and recording the setting for future use; (2) a drafting pencil that can be converted to a double point pencil; (3) a 6-in. giant bow compass that advances the lead automatically for sharpening; and a beam compass with 8-in. and 13-in. beams. Charles Bruning Co., Inc., 4754-18 Montrose Ave., Chicago 41, Ill.



Precast chimney requires no foundation

## SECTIONAL CHIMNEY

A precast chimney, designed for one and two story houses, is shipped in sections ready for installation. It is made with a 7-in. diam. tile lining with a 3-in. wall of lightweight insulating cement, steel reinforced. Installation steps are to (1) cut holes in floor, ceiling, and roof; (2) nail chimney support in place and set first section with joint cement; (3) set second joint and lock with brass clamps, repeating until all sections are in place; (4) set roof housing in place and flash to roof; (5) fasten cap on top section. Each chimney carries the Underwriters' Laboratories label. Tests are reported to show it has the safety of a 24-in. thick brick wall chimney with a tile lining. Van-Packer Co., 120 W. Adams St., Chicago 3, Ill.

## LIGHTING CONFERENCE

About 50 architects and consulting engineers took part in a recent conference at the General Electric Lighting Institute, Nela Park, Cleveland. Course of study included lighting fundamentals; lamps and operating necessities; store, home, and office lighting; available visual education facilities; design and selection of luminaires; germicidal lamps; and the economics of lighting systems.

## ESCALATOR SHUTTERS

As a safety device in the event of fire, Otis Elevator Company has designed aluminum rolling shutters for its escalators in the Newark-Kresge department store. In the past, manually-operated shutters, opened and closed by cranking, have been built into some escalators, but the new shutters are motor-driven and actuated by thermostats and electric eyes. There will also be push-button controls and, in the event of power failure, the shutters can be closed by cranking. Otis Elevator Co., 260 11th Ave., New York, N. Y.

(Continued on page 174)

Weisway Cabinet Showers harmonize with modern building materials for beauty and durability.

# WEISWAY

# IS THE

# WISE WAY



## Quality Cabinet Showers


Weisway Cabinet Showers are precision-built, to pre-war standards of quality, of materials that have been service-tested for 11 years. Guaranteed leakproof, they assure permanent satisfaction. *Weisway quality protects your reputation* — assures satisfied clients. Write for detailed information.

HENRY WEIS MFG. CO., INC.  
1003 Weisway Bldg., Elkhart, Ind.




Built-in installation of corner entrance model made possible by Weisway In-A-Wall adapter.

# Weisway



This startling transformation... of old building space into a modern executive office at the Okonite Company, Passaic, New Jersey, is characteristic of the new decorative effects which are easily achieved with M/P Metlwal Paneling and Partitioning.



See this 10-minute demonstration. Learn how this modern method of paneling and partitioning fits your building, modernizing or partitioning plans. CALL YOUR NEAREST M/P DISTRIBUTOR TODAY.

### YOUR M/P DISTRIBUTOR

- ALABAMA
- Birmingham... Acousti Engineering Co.
- Mobile... Acoustics & Specialties Co.
- ARKANSAS
- Little Rock... Acoustics & Specialties Co.
- CALIFORNIA
- Los Angeles... The Harold E. Shugart Co.
- Oakland } F. K. Pinney, Inc.
- Sacramento }
- San Francisco }
- COLORADO
- Denver... Lauren Burt, Inc.
- CONNECTICUT
- Hartford... The C. A. Bader Co.
- DELAWARE
- Wilmington... John H. Hampshire, Inc.
- Wilmington (Eastern Shore) } The W. M. Moyer Co.
- DISTRICT OF COLUMBIA } John H. Hampshire, Inc.
- Washington... }
- FLORIDA
- Jacksonville } Acousti Engineering Co.
- Miami } of Fla.
- Pensacola... Acoustics & Specialties Co.
- GEORGIA
- Atlanta... Acousti Engineering Co.
- ILLINOIS
- Decatur... Hugh J. Baker & Co.
- INDIANA
- Evansville } Hugh J. Baker & Co.
- Ft. Wayne }
- Indianapolis }
- Wabash }
- KENTUCKY
- Louisville... E. C. Decker & Co.
- LOUISIANA
- New Orleans... Acoustics & Specialties Co.
- MAINE
- Portland... Pitcher & Co.
- MARYLAND
- Baltimore... John H. Hampshire, Inc.
- MASSACHUSETTS
- Boston... Pitcher & Co.
- Springfield... The C. A. Bader Co., Inc.
- MICHIGAN
- Detroit... R. E. Leggette Co.
- Grand Rapids... Leggette-Michaels Co.
- MINNESOTA
- Minneapolis... Insulation Sales Co., Inc.
- MISSOURI
- Kansas City } Henges Co., Inc.
- St. Louis }
- NEW JERSEY
- Elizabeth... Jacobson & Co.
- Trenton... The W. M. Moyer Co.
- NEW MEXICO
- Albuquerque... The Jay Gear Corp.
- NEW YORK
- Albany } Collum Acoustical Co.
- Buffalo }
- Jamestown }
- Rochester }
- Syracuse }
- New York City... Jacobson & Co.
- NORTH CAROLINA
- Charlotte... Acousti Engineering Co. of the Carolinas
- OHIO
- Akron } Mid-West Acoustical & Supply Co.
- Cleveland }
- Columbus }
- Toledo }
- Cincinnati } E. C. Decker & Co.
- Dayton }
- PENNSYLVANIA
- Altoona } Harry C. Leezer Co.
- Pittsburgh }
- Sharon }
- Harrisburg } The W. M. Moyer Co.
- Philadelphia }
- Soranton }
- RHODE ISLAND
- Providence... Pitcher & Co.
- SOUTH CAROLINA
- Charleston... Acoustic Engineering Co. of the Carolinas
- SOUTH DAKOTA
- Sioux Falls... Insulation Sales Co., Inc.
- TENNESSEE
- Chattanooga } Len Herndon Co.
- Knoxville }
- Nashville }
- Memphis... Acoustics & Specialties Co.
- TEXAS
- Dallas } S. W. Nichols Co.
- Houston }
- San Antonio }
- El Paso... The Jay Gear Corp.
- UTAH
- Salt Lake City... Lauren Burt, Inc.
- VIRGINIA
- Norfolk } John H. Hampshire, Inc.
- Richmond }
- Roanoke }
- WEST VIRGINIA
- Huntington } E. C. Decker & Co.
- Clarksburg }
- Wheeling } Harry C. Leezer Co.
- WISCONSIN
- Milwaukee... Edw. T. VerHalen, Inc.
- WYOMING
- Cheyenne... Lauren Burt Inc.

## Looking for a FASTER, EASIER way to get Distinctive, Permanent Paneling?

ORDINARY buildings and rooms are quickly transformed into smart, distinctive offices by Martin-Parry Metlwals. Using only a few standard parts from warehouse stock, M/P Metlwals permit fast, easy installation of permanent paneling... eliminate the need for any type of filler board, plaster, or other construction materials. And Metlwal is ideal for new construction, too.

### Movable Partitions for Flexible Floor Plans

In outer offices, where efficient use of space may require floor plan changes, Metlwal movable partitions provide a durable, attractive means of dividing space... permanent, yet easily moved without waste of time or material.

### Factory Finished in Crackproof, Chipproof Enamel

The face sheets of M/P Metlwals are fac-

tory finished in natural woodgrain reproductions or in a variety of baked enamel colors. These beautiful finishes will not crack, chip or craze... do not reflect harsh metallic light. Bonderized against rust and corrosion, Martin-Parry Metlwals meet every paneling and partitioning requirement and assure faster, cleaner, easier installation... combine long life, lasting beauty, soundproofing and fire resistance with low initial cost and easy maintenance.

Write today for FREE BOOKLET A10 for your A.I.A. file... showing how Metlwals can help you plan and utilize office space more effectively... how Metlwals are made and installed... along with specifications and photos of actual installations. ADDRESS: Martin-Parry Corporation, Fisher Building, Detroit 2, Michigan. PLANTS: Toledo, Ohio; York, Pa.



# METLWALS

## ALL-FLUSH PANELING MOVABLE PARTITIONS

67 Years of Service

ENGINEERING AND ERECTING SERVICE AND  
WAREHOUSE STOCKS FROM COAST-TO-COAST

# ARCHITECTURAL ENGINEERING

TECHNICAL NEWS AND RESEARCH

(Continued from page 172)


## WATER SOFTENER

The *Waterqueen* water softener unit can be installed in the water service line to furnish filtered soft water throughout the house. The tank comes in five different models, depending upon hardness of the water to be treated. Floor space required is 12½ in. deep, 22 in. wide, and 54 or 66 in. high. In order for the unit to be used with private water system, there must be a pumping capacity of at least 250 gallons per hr. When water

pressure is greater than 75 lb., a pressure regulator is installed ahead of the softener on the incoming water line. *Waterqueen* Water Softener Co., 228 State Tower Bldg., Syracuse, N. Y.

## VENTILATING FAN

Designed primarily for installation in the wall of kitchen or home laundry, *Poweraire Home Ventilator* moves air at a rate of 350 cu. ft. per minute, enough to change the air in an average kitchen



Ventilating fan for kitchen or laundry

once every two minutes. When installed, the fan is concealed in the wall behind a slotted aluminum grille. It is equipped with an insulated outside door, closed by a strong spring. Unclipping a chain starts the fan and simultaneously opens the door. It operates on alternating current only. Westinghouse Electric Corp., 306 Fourth Ave., Box 1017, Pittsburgh 30.

## ATTIC LOUVER

A new louver for attic wall installation is a flanged self-framing type for use in new construction. No wood frame or wood trim is required. Design features include a sloping surface at the top, a drip edge along the bottom, and absence of moisture-collecting pockets at the juncture of frame and sides. It is made in five sizes, of 26 gauge galvanized iron, prime-coated with aluminum paint. The Leslie Welding Co., 2943 West Carroll Ave., Chicago 12, Ill.

## TELEVISION ANTENNAE

The owners of television sets in multi-story apartment houses often find that reception is marred by echo images resulting from waves reflected from steel frame buildings, and by the close proximity of receiving antennae. The *Intra-Video Master Television and FM System*, based on the invention of Dr. H. E. Kallman, is said to make possible trouble-free reception in apartment houses, and replace row on row of individual antennae. All signals from each transmitter are reportedly picked up by the *Intra-Video* system, cleaned up, individually amplified, and fed through a single coaxial cable for distribution (without interaction) to as many outlets as desired. Pickup of FM band is also included. It is claimed that all standard makes of television sets may be hooked onto the system without alteration. Telicon Corp., 851 Madison Ave., New York, N. Y.

## RADIANT BASEBOARDS

Two new designs in radiant baseboard panels have been announced: one for fully radiant effect, and the other, a radiant-convactor type. These panels replace the wood baseboard along one or

(Continued on page 176)

## IMPLEMENT OF ARCHITECTURE

**SCHLAGE  
PERFORMANCE**

DR. <i>Samuel</i>	ORIG. DATE 5-18-39	#2015	4/65	LIMITS ON DIMENSIONS UNLESS OTHERWISE SPECIFIED DECIMAL ± .005 FRACTIONAL ± 1/64 ANGULAR ± 1/2°
CHECK	APPR. <i>J.R.K.</i>	#2554		
<b>SCHLAGE LOCK COMPANY</b>		#2971		
		#4052	SCALE 1:1	

Actual specifications from Schlage Drawing #C-2315:


*"Knob action must be smooth, free, and snappy.  
Key action must be smooth, free, and definite.  
Knob catch must engage freely and securely.  
Check demountable knob feature with P-5126  
instruction.*

*Check for proper hook-up with latch unit."*

Such dependable action is assured by perfectly formed parts, manufactured to exacting dimensions.

**SCHLAGE**  
**LOCK COMPANY**  
SAN FRANCISCO • NEW YORK

ORIGINATORS OF THE CYLINDRICAL LOCK



Morley Vitreous China Lavatory G-135. An attractive lavatory slab for either centerset or combination supply fitting. Rectangular bowl, rear outlet, integral open overflow and anti-splash rim. Sizes: 20" x 18" and 24" x 20".


# CROWDS AREN'T CONSIDERATE!

IN SCHOOLS, STORES, STADIUMS . . . places where public use is both constant and careless . . . Richmond plumbing and heating equipment is providing long, trouble-free service. That's why it is safer to specify Richmond for institutional, industrial and commercial buildings.

Richmond products provide a greater return for your client because their installation costs are lower. Well-packaged, with clear, accurate instructions, they save installation time.

Richmond plumbing equipment is backed by the one-year guarantees recommended by the U. S. Bureau of Standards. Richmond gas-fired heating equipment has both AGA approval and a one-year replacement guarantee. For details, write Richmond Radiator Co., 19 East 47th Street, New York 17, N. Y.

**SHIPPED  
COMPLETELY  
ASSEMBLED**



Winter Air Conditioner: Four sizes: 66,000, 90,000, 115,000 and 140,000 btu input; heats, humidifies, circulates, filters; Baked-on white Dulux enamel finish; easily installed; occupies only appr. 4 to 6 sq. ft. floor space. Special cowl converts to floor-type heater.

FACTORIES AT METUCHEN, N. J., MONACA, PA., NEW CASTLE, DEL., UNIONTOWN, PA. (2)



**RICHMOND RADIATOR COMPANY**

*Affiliate Reynolds Metals Co.*

Enameled Cast Iron Ware • Vitreous China • Perma-Gloss • Gas Boilers • Gas Winter Air Conditioners • Gas Gravity Furnaces • Radiators

(Continued from page 174)

more sides of a room, installed flush or partially recessed. The design permits the addition of regular wood molding at top and bottom of the radiant panel. Made of smooth-finish cast iron, the panels may be painted to match walls or woodwork. Special valve enclosures and matching corner covers are furnished, so that all piping and valves will be readily accessible. American Radiator & Standard Sanitary Corp., P. O. Box 1226, Pittsburgh 30, Penn.

## SCALE MODELS

A model-building service has been announced by a firm staffed largely with men who gained experience in constructing intricate Air Force target models during the war. Services range from miniatures of product design to complete architectural scale models. An example is the model of St. Ann's Church, St. Louis, ARCHITECTURAL RECORD, Sept. 1947, p. 102. Mitchell Models, 112 Water St., Benton Harbor, Mich.



New door closer features compact design

## DOOR CLOSER

The new Yale Compact Door Closer was designed to eliminate bulkiness and reduce the size of operating arms. Among other announced features are fully controlled closing, two-speed adjustment, and noiseless operation. It is automatically self-reversing for either right or left-handed doors. The Yale & Towne Mfg. Co., Stamford, Conn.

## CORROSION-RESISTANT PIPE High-Silicon Iron

Duriron pipe, containing approximately 14½ per cent silicon, is said to be resistant to the attack of most corrosives and completely unaffected by acid wastes encountered in laboratories or chemical processes. Among manufactured items are the following: laboratory sinks, standing overflows, floor drains, traps, pipe and fittings in various shapes, a special pipe cutter, and rope packing. The Duriron Co., Inc., Dayton 1, Ohio.


## Plastic-Lined

Corrosion-resistant pipe and fittings are lined with Saran, a plastic which is said to offer great resistance to a wide range of chemicals, oils, and solvents. Main use is in the manufacture of chemicals, pulp, paper, and textiles, and in metal-treating and metal-plating processes. Maximum pipe length is 10 ft.; sizes are 1 in. to 4 in. Fittings, also Saran-lined, include elbows and tees, companion and reducing flanges, and gaskets. The Dow Chemical Co., Midland, Mich.

## ALUMINUM ROOFING

Alcoa Industrial Roofing is specifically adapted to factories, warehouses, storage depots, hangars, and all types of open-framed buildings. This aluminum roofing material will have a covering width of 32 in., allowing for a side lap of 1½ corrugations; and will come in standard 5-ft. through 12-ft. lengths, .032 in. thick. Alcoa engineers state that the

(Continued on page 178)



## For Better Structural Design - For Fast, Economical Construction use . . .

Macomber All Steel V-Type Nailer Purlins. Shown above are various types of roof decking nailed directly to V Purlins. Specify them for short-cuts to occupancy from standard steel joist loading tables. This modern aid to building is also available in V-type Floor Joists and Studs. For further information write us.



# MACOMBER


CANTON • OHIO

MEMBER OF THE STEEL JOIST INSTITUTE



# GUESS : HOW MANY PRODUCTS CAN BE PRODUCED FOR YOU

with **JOSAM'S NEW FACILITIES**



Whether you use one drain or a thousand, the production facilities that make the drains are important to you. They mean the difference in doing the job they way you want it done... in having it completed on schedule... and in eliminating any "kick-back" after the job is completed. During the war years you were more than tolerant of delays... but you were looking to the day when you could get what you wanted when you wanted it. Josam was looking toward that day too, and developed newer and larger production facilities.

Now, after months of making additions to factory and foundry space and machinery, the Josam plants are really a marvel of mechanical production. Older, slower operations have been made completely auto-

matic. New modern processes have resulted in many product improvements. Latest types of machinery are turning out Josam Products at an amazing rate.

You may never guess how many drainage products Josam's new facilities will be able to produce, but you can be assured that they can now turn out all that you will need. This ability to more than triple prewar production didn't happen suddenly... Josam's policy for almost thirty-five years has always been to keep ahead of plumbing drainage requirements by continuous improvement of both product and process. Today, the Josam line includes over a thousand different types of drainage products, making the right type of plumbing drainage product available to you for every purpose!

## JOSAM MANUFACTURING COMPANY

Executive Offices:  
304 Ferguson Building, Cleveland 14, Ohio  
JOSAM-PACIFIC CO. 765 Folsom St., San Francisco, Cal.  
West Coast Distributors



Manufacturing Division:  
Michigan City, Indiana

EMPIRE BRASS CO., LTD., London, Ontario, Canada  
Canadian Distributors

Representatives in all Principal Cities

See our Catalog in Sweets'.

Member of the Producer's Council

**THERE ARE NO SUBSTITUTES FOR JOSAM PRODUCTS**

(Continued from page 176)

new product meets safe load requirements (using a safety factor of 2), ranging from a 30 lb. per sq. ft. uniformly distributed load on 6 ft. 5 in. purlins up to a 105 lb. load of 3 ft. 6 in. purlins. Industrial siding of the same alloy and lengths as the roofing is also in production. All necessary fittings and accessories, such as ridge roll, flashings, rivets, nails, and straps, will be supplied. Aluminum Company of America, Pittsburgh 19, Penn.

## PANEL-HEATING VALVE

The *Radianrol* combination balancing valve and air vent is designed especially for use with pipe coils in radiant panel-heating installations. It is similar to a butterfly-type valve and can be used with pipe coils buried as deep as 8 in. within the slab. The stem, which is cut to appropriate size, extends from the valve to the brass floor plate, which is marked to indicate open and closed posi-

tion and operated by the foot. A slightly different type of valve for hand operation is located in a valve pit or in a cupboard off the floor. The valves are adaptable to both 1-in. and 1¼-in. pipe. A form for protecting the valve during concrete pouring is provided by its shipping container, especially designed for that purpose. Homestead Valve Mfg. Co., Inc., Coraopolis, Penn.

## HOT WATER BOILERS

Two new and larger size models of *Hydrotherm* automatic gas-fired central heating plants have been announced. Said to be particularly suitable for use on convector and radiant heating systems, these new units are designed for the heating of large houses and for volume water heating for apartment houses, hotels, laundries, industrial and commercial buildings. Model No. 2-1/2HW3 is for 600 sq. ft. installed radiation; Model No. 2-1/2HW5 for 1000 sq. ft. Hook & Ackerman, Inc., 18 East 41st St., New York, N. Y.

## SHOWER CABINETS

The new *Tiletone* line of shower cabinets is available in three types: the Utility Cabinet for basements, summer cottages, or wherever occasional shower facilities are needed, the Standard Cabinet for standard bathroom installations, and the Deluxe Fitted Cabinet which has a lighted interior, terrazzo receptor, and adjustable spray shower head. Tiletone Co., 2323 Wayne Ave., Chicago 14, Ill.

## ANTI-SCALE DEVICE FOR WATER HEATERS

The *McRay Treater* is reported to remove scale and prevent its formation in water heaters, and pipes fed by the tank. It consists of a number of zinc and copper plates which control electrolysis and thereby render water salts and minerals inert when suspended in the water at the hot water outlet. The regular size for household use has a handling capacity of 300 gallons of water per day. Larger types are available. McRay Sales Co., Dept. AR, 1156 East Colorado St., Pasadena 1, Calif.

## PLASTIC TARPULIN

Semi-transparent *Celanese Vimlite* is offered as a means of winterizing new construction without shutting out sunlight when used as a weather shield. Supplied in rolls 36 in. and 28 in. wide, it can be tacked or stapled to light framing or joined to produce any desired width or length. After use, Vimlite can be rolled and stored like ordinary tarpaulin. Two types are made: plastic-coated wire mesh and plastic-coated plastic mesh. Celanese Corp. of America, 180 Madison Ave., New York 16, N. Y.

(Continued on page 180)

## \* THIS TELLS YOU HOW TO GIVE SAFE EXIT TO CORROSIVES

This new, 12-page bulletin tells you how, why and where you should use Duriron acid-proof drain equipment for corrosive wastes.



The booklet first tells you about Duriron; its composition, advantages, physical properties and corrosion-resisting ability. This high-silicon iron is compared with other materials and its superiority for handling corrosives is shown in dramatic visual form.

A handbook on Duriron drain line material for handling corrosive wastes, the bulletin gives engineering data, sizes, dimensions and drawings of the various pieces of Duriron equipment . . . instructions on how to install . . . information on application in chemical laboratories, industrial installations, engraving plants and other places where corrosives are handled. Installation photos and a partial list of existing installations in various types of plants are also included.

Today's high cost of repairs makes the Duriron drain line installation even more economical than ever.


Find out how you can protect your waste disposal system against costly corrosion. Write for this new, free bulletin today. Ask for Bulletin 703.

THE DURIRON CO., INC. • DAYTON 1, OHIO

Branch Offices in Principal Cities

# DURIRON ACID PROOF DRAIN PIPE

# NEW—MODULAR *Facing tile* HANDBOOK



**FREE**—TO REGISTERED  
ARCHITECTS AND ENGINEERS

**AVAILABLE**—TO ALL OTHERS  
FOR FIFTY CENTS

THIS 90-PAGE HANDBOOK IS THE  
FACING TILE INSTITUTE'S  
PRESENTATION OF MODULAR  
FACING TILE TO THE ARCHITEC-  
TURAL PROFESSION

**H**ere is a handbook of great value to architects, engineers, builders, masonry contractors and others interested in using Structural Clay Facing Tile in modern design and construction.

Standard modular sizes are now available for Structural Facing Tile. As a ready source of information on Modular Facing Tile, the Facing Tile Handbook presents in three sections: (1) specifications, available colors, fire resistive ratings (2) detailed illustrations of various sizes and shapes (3) suggested assembly details and layout procedures.

With modular coordination of building materials and equipment becoming increasingly important, you should find frequent use for this up-to-the-minute information. Send for your copy—NOW.

Registered architects and engineers may get a FREE copy by filling out and mailing the attached coupon pinned to their letterhead. All others send the coupon and 50 cents.

## FACING TILE INSTITUTE

1756 K Street, N. W.

Washington 6, D. C.

**SEND THIS  
COUPON  
FOR YOUR  
COPY  
TODAY**

FACING TILE INSTITUTE, Dept. AR-10  
1756 K Street, N.W., Washington 6, D.C.

GENTLEMEN:

Please send me your new MODULAR FACING TILE HANDBOOK  
I enclose 50 cents with this coupon.

NAME

PROFESSION

STREET

CITY

STATE

## ARCHITECTURAL ENGINEERING

TECHNICAL NEWS AND RESEARCH

(Continued from page 178)

### GERMICIDAL REFLECTORS

Added to the line of Silv-A-King lighting reflectors is a new germicidal unit which is offered as a means of protection against airborne bacteria in homes, schools, factories, and offices. The units are designed for use with standard germicidal lamps. Installation data gives number of units and mounting heights for rooms of different sizes and ceiling height. The reflectors are either mounted on the walls above sight level or hung from the ceiling so that rooms occupants will not be exposed to direct radiation. Bright Light Reflector Co., Bridgeport, Conn.

### ALUMINUM AWNING

The *Lifetime aluminum awning* is of Venetian-type aluminum construction, made in standard units for houses and commercial buildings. Inside fingertip control governs amount of shade and ventilation. Finish is in a choice of baked enamel colors. J. E. Baker Co., 1325 E. 152nd St., East Cleveland 12, Ohio.

### ROOFING NAIL

A new type of roofing nail has a *Neoprene* washer which forms a seal between the nail head and the aluminum or other metal sheeting and roofing. Neoprene, developed by Du Pont, is a form of rubber that reportedly will not grow soft in hot weather or brittle in cold. Two companies are now manufacturing aluminum nails complete with these washers: Nichols Wire & Steel Co., Davenport, Iowa; and Independent Nail & Packing Co., Bridgewater, Mass.

### QUONSETS

Quonsets are now available in a new 36-ft. width, to meet demands from rural areas where 36 ft. is the recommended standard for certain farm structures, and from cities where 40-ft. lot frontages are common. The basic *Quonset-36* unit is 20 ft. long; buildings may be any multiple of that length. Production of Quonsets in 20-, 24-, and 40-ft. widths, and wider multi-arches, will continue. Stran-Steel Div., Great Lakes Steel Corp., Penobscot Bldg., Detroit, Mich.

### DRAFTING STOOL

A drafting stool of welded tubular construction with spring-filled leather or leatherette seat can be adjusted in height from 22 to 28 in. or 27 to 33 in. Metal portions of the stool are finished in taupe-color oven-baked enamel. Royal Metal Mfg. Co., 175 N. Michigan Ave., Chicago 1, Ill.

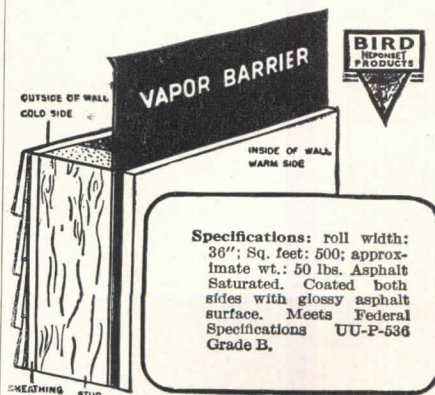
(Continued on page 182)

## VAPOR Condensation Lots of Fun on Windows



## Lots of Trouble Within Walls


Harmless on windows, moisture condensation plays havoc within walls. Uncontrolled condensation can make insulation soggy and inefficient, cause paint peeling, wall stains — even structure rot. A sure way to prevent these costly evils is with a separate vapor barrier. Architects everywhere specify the standard — Bird Neponset Black Vapor Barrier. Applied on the warm side of insulation, Bird Neponset Black repels vapor, keeps insulation at peak efficiency, ends other condensation evils. Only about \$20 buys life-long protection for a \$10,000 building. See Sweet's Architectural file, 9b-2. For sample, write Bird & Son, inc., 178 Washington St., East Walpole, Mass.



Specifications: roll width: 36"; Sq. feet: 500; approximate wt.: 50 lbs. Asphalt Saturated. Coated both sides with glossy asphalt surface. Meets Federal Specifications UU-P-536 Grade B.

## BIRD NEPONSET BLACK VAPOR BARRIER

BIRD & SON, inc., E. WALPOLE, MASS.  
CHICAGO NEW YORK SHREVEPORT



Hillyard Non-skid Floor Treatments, and Economy Maintenance Materials properly care for and make attractive all types of floors in every type of institution... give entire satisfaction with less labor. Write for our new "Job Specification" Booklet, it is sent FREE upon request.

## HILLYARD SALES CO.'s

DISTRIBUTORS

HILLYARD CHEMICAL CO. ST. JOSEPH, MO.  
470 Alabama St., San Francisco, Calif. 1947 Broadway, New York 23, N. Y.



# LIGHT

*with*

DISTINCTION

.....COMFORT

.....UTILITY

Pittsburgh Permaflexor Fluorescent and Incandescent Standard Units make it easy to achieve the illumination you require without costly special-made equipment.

Custom effects of infinite variety and superior performance can be easily obtained with Permaflexor Planned Lighting.

Get the details now on how you can gain these more effective and efficient illuminating results by using Pittsburgh Permaflexor Equipment.

A PERMAFLECTOR PORTRAIT

Joseph Magnin — Sacramento, Calif.  
Designed by: Gruen & Krummeck — Associates  
Luppen & Hawley — Elec. Contractors

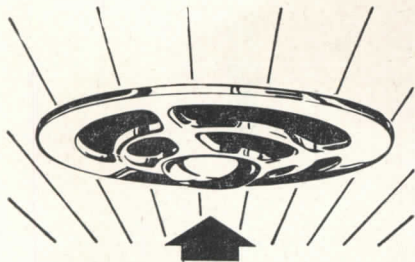


## PITTSBURGH REFLECTOR COMPANY

OLIVER BUILDING • PITTSBURGH 22, PENNSYLVANIA

MANUFACTURERS OF FLUORESCENT AND INCANDESCENT LIGHTING EQUIPMENT  
DISTRIBUTED BY BETTER ELECTRICAL WHOLESALERS EVERYWHERE

Permaflexor Lighting Engineers in All Principal Cities



**ODDS**  
**3 to 1**  
that your plans place  
the kitchen range on an  
**INSIDE**  
wall

*Blo-Fan* electric ceiling ventilator builds in between the ceiling joists directly over the kitchen range—where a fan belongs.

*Blo-Fan* ducts out smoke, odors and grease-laden air... as they rise... before they spread.



*Blo-Fan* patented blade provides the volume of a propeller with the power of a blower.

*Blo-Fan* is nationally distributed by more than 450 franchised wholesalers covering every city in the country. See Sweets, or write for complete information.

**Blo-Fan**

ELECTRIC CEILING VENTILATION

MORE THAN A FAN  
MORE THAN A BLOWER

PRYNE & CO., INC.

LOS ANGELES 54, CALIFORNIA  
NEW YORK CHICAGO

## ARCHITECTURAL ENGINEERING

TECHNICAL NEWS AND RESEARCH

(Continued from page 180)

### HINGE FOR GLASS DOORS

A special *Pittco* checking floor hinge has been developed for use with heavy all-glass doors. Among its engineering features are graduated pressure areas in the normal 90° opening arc. The first 15° has the greatest spring load to prevent opening from wind pressure. The next 45°, arc of the greatest use, has a materially reduced spring load, while in the last 30°, the spring load gradually builds up to give a snubbing action. At 90°, there is a hold-open position. The hinge is furnished with a cement case, top pivot assembly, and arm with shim plate for attachment to the door. Pittsburgh Plate Glass Co., 632 Duquesne Way, Pittsburgh, Penn.

### SINK FRAME

The *Hudee* sink frame comes in a wide range of sizes to fit all standard flat rim metal sink bowls with rounded outside corners; designed for fast water-tight installation either before or after cabinet top material is applied. The frame is furnished with a set of lugs and screws with which the frame and sink bowl are secured to the cabinet top, and four temporary clips to hold the bowl in place while lugs are being attached. Sink hangers and rabbeting are eliminated. Walter E. Selck & Co., 223 W. Hubbard St., Chicago 10, Ill.

### ALUMINUM WINDOWS

A new line of aluminum windows for houses include both casement and awning types. Joints are electrically flash-welded and hardware is aluminum throughout, with stainless steel pins for the hinges. "Roto-controls" permit operation of both types of windows from the inside. Aluminum screens and storm windows can be furnished. Ware Laboratories, Inc., 21 West St., New York, N. Y.


### PLYWOOD FINISHER

*Firzite*, manufactured in clear and pigmented white grades, is used to prepare surfaces of fir plywood for painting and finishing. Its application is reported to minimize "wild" grain in finished surfaces and checking under painted work. U. S. Plywood Corp., 55 West 44th St., New York 18, N. Y.

### TOILET SEAT

A newly designed seat and cover for toilets has a self-sustaining hinge that exerts a gripping action to prevent slamming shut. Seat and cover are made of solid plastic. Sperzel Co., 911 Henn Ave., Minneapolis, Minn.

(Continued on page 184)



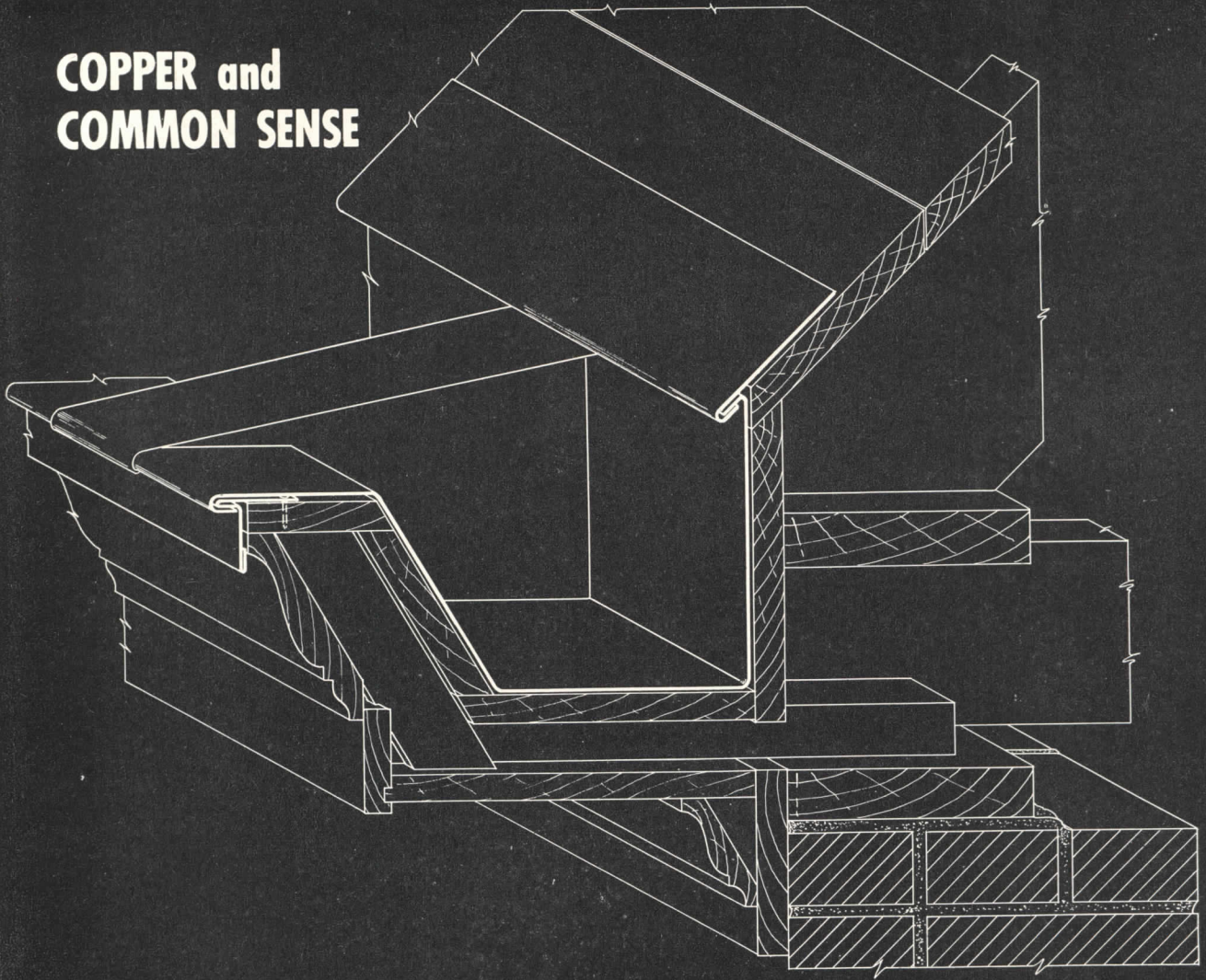
**How to  
SPECIFY FENCE  
that gives  
LONGER LASTING  
PROTECTION**

1. Consider these four exclusive features of Anchor Chain Link Fence which mean all-out protection during long years of service for your clients. *Deep-Driven Anchors*, which hold the fence erect and in line, in any soil or weather, yet permit easy relocation where necessary. *Square Frame Gates*, amazingly free from warping and sagging. *U-Bar Line Posts*, self-draining, rust-free and rigid. *Square Terminal Posts*, which improve strength, durability and appearance.

2. Send for your free copy of our book, "Anchor Protective Fences," for your A. I. A. File 14-K. It's both a catalog and specification manual. Shows many types and uses of Anchor Chain Link Fence . . . pictures installations for many prominent companies and institutions . . . contains structural diagrams and specification tables. Just ask for Book No. 110. Address: ANCHOR POST FENCE Div., Anchor Post Products, Inc., 6600 Eastern Ave., Baltimore 24, Maryland.

**Anchor Fence**  
Nation-wide Sales and Erecting Service

## COPPER and COMMON SENSE



**QUESTION:** What is the best way to determine locations of expansion joints in sheet copper construction?

**ANSWER:** Use the chart on page 28 in Revere's Manual of Sheet Copper Construction\*

**A** CHART which makes it easy for you to determine the correct gauge copper for any gutter lining as well as the maximum distance that may safely be used between an expansion joint and a fixed point is one of the important results of Revere's extensive sheet copper research program. This chart and simple instructions for using it are on pages 28-29 in Revere's 96-page manual of sheet copper construction.\*

This booklet is filled with new facts which enable you to design or install gutter linings, flashings and roofs that give *extra* years of service. It is complete with charts, illustrations and detailed information so arranged that you can read and apply final figures that insure the finest sheet copper construction.

This book has been widely distributed to archi-

\*"Research Solves Problems of Stress Failures in Sheet Copper Construction."

itects and sheet metal contractors, and in all probability it is in your office files. Be sure to refer to it. If you do not have a copy, write for one now on your office letterhead.

For further information or assistance with the design or installation of sheet copper, the Revere Technical Advisory Service, Architectural, will be glad to help you.

# REVERE


## COPPER AND BRASS INCORPORATED

*Founded by Paul Revere in 1801*  
230 Park Avenue, New York 17, New York  
Mills: Baltimore, Md.; Chicago, Ill.; Detroit, Mich.;  
New Bedford, Mass.; Rome, N. Y.  
Sales Offices in Principal Cities, Distributors Everywhere.

## ARCHITECTURAL ENGINEERING

TECHNICAL NEWS AND RESEARCH

(Continued from page 182)



No. 44 Mills Boiler

### "There's a long, long trail . . ."

The hot flue gases in an H. B. Smith Cast-Iron Boiler rise directly to the highest surface of the boiler, across to each side, to the front through the upper flue passages, then to the back through lower channels, and finally up the chimney. It's really a long, long trail . . . and not a straight one.

Actually, the gases would rather rush directly to the chimney, but the efficient "Mills" design hinders them at every turn. Instead, they're scientifically-directed along paths which give them a chance to scrub against maximum heating surface and give up more heat.

That's the secret of Smith-Mills efficiency. The result is more heat per fuel unit . . . less fuel used . . . lower fuel costs.

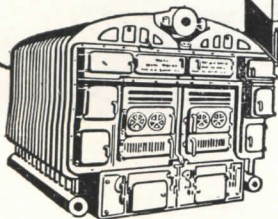

It pays to specify H. B. Smith boilers for industrial, commercial, institutional and residential jobs. If you want to know more important H. B. Smith advantages, send for your free catalog.

H.B. *Smith*

### CAST IRON BOILERS

THE H. B. SMITH CO., INC.,  
67 Main St., Westfield, Mass.

Offices and Representatives in Principal Cities



### CHURCH BELL AMPLIFIER

When installed on a church bell, just below the point where the clapper strikes, a General Electric magnetic device is said to capture the inaudible vibrations of bell tones. The magnet helps produce a greater electrical impulse when the sound is picked up by an amplifier system. Liberty Carillons, Inc., 551 Fifth Ave., New York, N. Y.

### BRONZED CAST IRON

A technique has been developed for giving a two-tone bronze effect to cast iron decorative building fronts. The finishing process consists of stripping the metal clean, treating the surface with special bronze metallic powder, spraying on pigmented material, and relieving highlights. Stuart-Dean, Inc., 126 West 54th St., New York, N. Y.

### TRACING SCREENS

When a special colorless chemical is applied to *Craftint Doubletone Tracing Vellum* it brings out a hidden screen to serve as cross hatching or shading. Two types of vellum are available: regular, for tracings that are to be reproduced by contact print, blueprinting, ozalid, or similar methods; and O.S., for photographing and reproduction by offset, rotogravure, or letterpress printing. Craftint Mfg. Co., E. 152nd St. at Collamer Ave., Cleveland 10, Ohio.

### STANDARDS

#### American Standards


An entire new listing of 874 American Standards contains additional revised standards approved since the Jan. 1947 edition, and a revised price list. The listing may be obtained from American Standards Association, 70 East 45th St., New York 17, N. Y.

#### Douglas Fir Plywood

A revised commercial standard, CS45-47, on "Douglas Fir Plywood" is now in effect for new production. Rules cover five grades of exterior type plywood. National Bureau of Standards, U. S. Dept. of Commerce, Washington, D. C.

### CORRECTION

In the August 1947 issue, under "Products for Better Building," the names of two manufacturers were quoted incorrectly. Correct name for the manufacturer of *Dubl-Coverage Tite-On* asphalt shingles is The Ruberoid Co., 500 Fifth Ave., New York; for the manufacturer of *Amtico* rubber tile flooring, American Tile and Rubber Co., Trenton, N. J.



### This Wood Changed Buying Habits of an Industry

**PULP AND PAPER MILLS** have a hard time finding construction materials that can withstand their high temperatures and humidities. For example, before the lasting ability of Wolmanized Lumber\* was so generally known, they were continually having to replace ordinary wood that had decayed within three or four years.

**THEN THEY STARTED** to use Wolmanized Lumber for roof planks and timbers, window frames and sash, and elsewhere in the mills. Because this wood is highly resistant to decay and termite attack, the need for replacements in mills using it practically disappeared.

**LOWER MAINTENANCE** costs result when Wolmanized Lumber is used; service records covering millions of feet, some in use over twenty years, are evidence of this fact. In addition, all of the advantages of wood construction are retained: ease and speed of erection, light weight, resilience, strength, high insulating value, and low first cost.

**WOLMANIZED LUMBER** is ordinary wood, made long-lived by vacuum-pressure impregnation with Wolman Salts\* preservative. It is clean, odorless, and paintable. May we send you more information? Write American Lumber & Treating Company, 1679 McCormick Bldg., Chicago, Ill.

\*Registered Trade Marks

*Wolmanized*  
**LUMBER**





# FIRST point of SAFETY . . .



**S**AFETY—now stressed in public buildings as never before—begins with the door, most used part of any building. For either remodeling or new construction, an International Van Kannel revolving door is the most efficient entrance you can buy. Under normal conditions it provides automatic traffic control. In emergencies, or whenever excess pressure is applied, an exclusive panic-action mechanism allows the wings to swing free, thus permitting as much free exit space as any two standard doorway widths. In most models an added feature allows the collapsed wings to be rolled completely out of the way quickly and easily.

For safety, plus other advantages outlined below, revolving doors by International are unequalled. Your inquiry will bring detailed literature and a list of nearby installations so you can see firsthand how completely a revolving door will solve your entrance problems, no matter how tough.

## REVOLVING INTERNATIONAL VAN KANNEL DOORS

### When Considering Doors, Ask These Questions About Revolving Doors

**1. WHAT SPECIAL SAFETY FEATURES SHOULD THEY HAVE?**

First, immediate and unimpeded egress in emergencies. With International Van Kannel Revolving Doors, slight excess pressure on any two wings in opposite directions causes the wings to open outward. International's exclusive, adjustable tension, ball-and-socket mechanism assures years of dependable service with a minimum of upkeep.

**2. HOW ABOUT HEATING AND COOLING COSTS?**

International Van Kannel Revolving Doors provide savings in heating and cooling up to 25% . . . in many instances more.

**3. WILL REVOLVING DOORS INCREASE OR DECREASE USABLE FLOOR SPACE?**

International Van Kannel Revolving Doors, by eliminating drafts and controlling warm air loss, allow counters and work areas right up to the door itself, thereby materially increasing "pay" space in the building.

**4. CAN THEY HANDLE DAILY TRAFFIC EFFICIENTLY?**

Elimination of cross traffic reduces confusion, speeds up crowd handling. Revolving Doors by International can handle up to 2880 passages per hour smoothly and safely . . . with surprisingly small air-loss.

**5. HOW ABOUT DUST, DRAFTS, NOISE, ESPECIALLY IN HIGH WINDS?**


Tall buildings are like chimneys. Suction drafts (up to 60 m.p.h.) make swing door operation almost impossible. Revolving Doors are balanced. High winds do not affect their efficient air-seal, which keeps out dust and disagreeable outside noise.

**6. HOW ABOUT COST?**

First cost of International Van Kannel Revolving Doors is actually less than swing door entrances of comparable traffic capacity . . . and they are far superior in economy of maintenance and length of service.

FOR COMPLETE INFORMATION, WRITE INTERNATIONAL STEEL CO., REVOLVING DOOR DIVISION, 1530 EDGAR ST., EVANSVILLE 7, IND.

## Problem Solved with Webster-Nesbitt Unit Heaters



Webster-Nesbitt Little Giant  
Down-Blow Unit Heater

In 1944, Schutte & Koerting Co., manufacturing engineers for the power and process industries, sought a means to eliminate shortcomings in the heating of their Cornwells Heights, Pa., plant.

High ceilings with skylights and a long narrow manufacturing bay with large windows on both sides, had caused difficulties, discomfort for the men and lost time due to colds.

After study, a decision was reached to install Webster-Nesbitt Little Giant Down-Blow Unit Heaters above the crane runways and approximately 40 feet above the ground. Care was taken to determine the proper size, spacing and discharge velocity of these units.

After more than two heating seasons of operation, here are the results according to Winfield Beals, plant superintendent:

The heated air leaves the unit heaters at high velocity, diminishing at the working level so that the air spreads out to provide comfort in the working zone. The units are placed so that the effective heat circles overlap each other.

If you are experiencing difficulty in heating your plant, perhaps an engineered application of Webster-Nesbitt Unit Heaters and related Webster Equipment may provide a solution.

WARREN WEBSTER & CO., Camden, N. J.  
Representatives in principal U. S. Cities : : Est. 1888  
In Canada, Darling Brothers, Limited, Montreal

# Webster

HEATING SYSTEMS

## ARCHITECTURAL ENGINEERING

TECHNICAL NEWS AND RESEARCH

(Continued from page 164)

ing the installation of split rings and sheer plates for wide-span roof trusses and other heavy structures; toothed rings for light structures built in place; trussed rafters framed with Teco connectors; and framing anchors for framing rough openings. 12 pp., illus. Timber Engineering Co., 1319 Eighteenth St., N. W., Washington, D. C.

### VENTILATOR

**Breidert Air-X-Hauser.** Description of aerodynamic principles of a stationary ventilator without fans, for roof or chimney top installation, reported to operate efficiently in any wind direction without down-drafts or air stagnation; engineer's report of tests at different wind directions and velocities. 8 pp., illus. G. C. Breidert Co., 3129 San Fernando Rd., Los Angeles 41, Calif.

### WOOD SHEATHING

**Sheathing and Bracing in Frame Construction.** Blueprints detailing three forms of wall framing: stud walls without bracing but with diagonal sheathing, stud walls with let-in bracing and horizontal sheathing, and stud walls with cut-in bracing and horizontal sheathing. Given on blueprints are relative stiffness and strength factors of the three types of construction as compared with basic stud wall with horizontal sheathing and no bracing. West Coast Lumbermen's Association, 1410 S. W. Morrison St., Portland 5, Ore.

### LITERATURE REQUESTED

The following individuals and firms request manufacturers' literature:

Martin L. Beck, A.I.A., 10 Nassau St., Princeton, N. J.

Ch'eng Ch'eng Co., Architects and Engineers, 1 Nnghai Rd., Nanking, China.

Albert Criz, Architect, 556 S. Harvard Blvd., Los Angeles 5, Calif.

Harry W. Gjelsteen, Architect, 230 Sheridan Rd., Menominee, Mich.

William H. MacKay, Architect, 30 Colony St., Meriden, Conn.

Miami Builders' Exchange, c/o George J. Haas Co., 702 Olympia Bldg., Miami 32, Fla.

V. Nişanyan, Architect-Engineer, Osmanbey, Halaskâr Gazi cad. 202/2, Istanbul, Turkey.

E. G. Roberts, Engineer, 157 N. Illinois, Indianapolis, Ind.

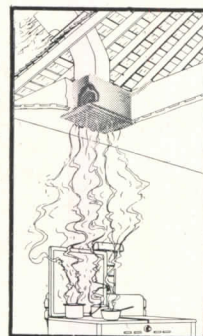
James Berkeley Robinson, Architect, P.O. Box 234, Staunton, Va.

Alexander Zamsnick, Architect, 6 E. 46th St., New York 17, N. Y.



Show the housewife how easy it is  
to keep her whole house clean and  
fresh with a Trade-Wind Clipper  
Blower installed in her kitchen!

The Clipper is a complete, packaged ventilator which is easily, quickly installed. It is mounted in the ceiling between joists and




vented outside—it traps and expels unwanted heat and odors the instant they rise. Unlike any other equipment, the motor in the Clipper is entirely removed from the air stream—away from all contaminated air. This means greater efficiency, longer life and easier servicing.

Effective in any small room—in old or new homes. Clipper Blowers are now carried in stock by electric supply dealers from coast to coast. Write us for the name of your nearest dealer and for the special bulletin which explains how simply the Trade-Wind Clipper Blower can be installed in old as well as new houses.

**TRADE-WIND MOTORFANS, INC.**  
5707 SO. MAIN ST., LOS ANGELES 37, CALIF.

**Q.** Is there an efficient and inexpensive method of insulating plumbing pipes in exterior walls to prevent freezing?

**A.** See Balsam-Wool Application Data Sheet Sec. C, No. 2.



**Q.** How can the proper lower size be established for use in gable walls to ventilate attic spaces?

**A.** See Balsam-Wool Application Data Sheets Sec. E, Nos. 1 and 2.

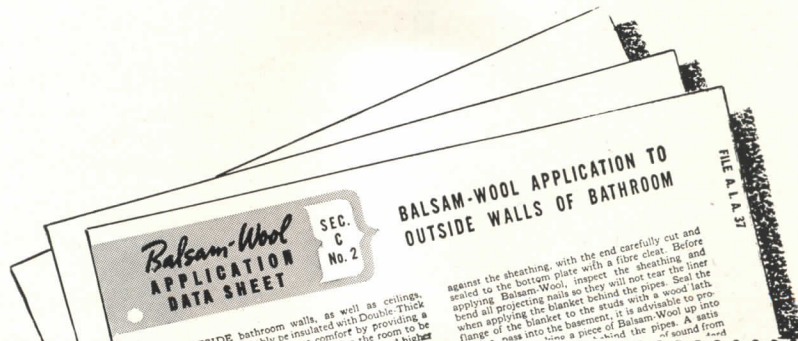
**Q.** What is the most practical method of insulating floor construction built above grade over an unexcavated area?

**A.** See Balsam-Wool Application Data Sheet Sec. C, No. 3.

# Get this File-Drawer "LIBRARY"

## ... Balsam-Wool Data Sheets

Years of experience in insulation application are "boiled down" in these factual, helpful Balsam-Wool Data Sheets. Packaged in an A.I.A. file folder, they form an authoritative source of information on application problems. Wood Conversion Company offers these data sheets without cost or obligation as a contribution to progress in providing better insulation for every type of dwelling. Mail the coupon for your set!



**Balsam-Wool**

SEALED INSULATION

\*REG. U. S. PAT. OFF.

BALSAM-WOOL • Products of Weyerhaeuser • NU-WOOD

**OUTSIDE** bathroom walls, as well as ceilings, should preferably be insulated with Double Thick Balsam-Wool to give a larger reduction in heat loss than other wall and ceiling insulation. In bathrooms, showers are placed in stud spaces where the tub or shower wall areas are the rest of the wall. It is difficult to accomplish this with other insulation. Plumbing pipes should be insulated with Double Thick Balsam-Wool for the purpose of preventing freezing. When sheathing is applied to the exterior of the wall, a sealant should be applied to the flange of the pipe. A sealant should be applied to the flange of the pipe.

Wood Conversion Company  
Dept. 115-107 First National Bank Building  
St. Paul 1, Minnesota

Please send me set of Balsam-Wool Application Data Sheets.

Name .....

Address .....

City ..... State .....



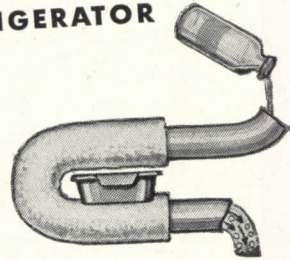
# SEE HOW THE FREEZES

## LIQUIDS COOL ON EVAPORATION

When you pour alcohol into the palm of your hand and blow on it, you know what happens. You experience a cooling sensation. That's because liquids remove heat from the surrounding area as they evaporate. You can prove it with a thermometer. This principle of cooling by evaporation is used by both gas and electric refrigerators. But there's a big difference in application. You'll see why the Gas Refrigerator's method is superior by studying the following illustrations.

## SUPPOSE YOU MADE A SIMPLE REFRIGERATOR


All that's necessary would be to pour continuous streams of ammonia (or any other refrigerant) and air through a



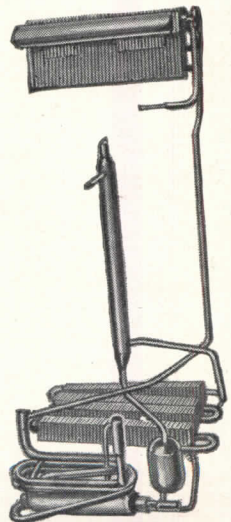
bent metal tube. Evaporation will take place on the inside of the tube, causing the outside to cool. Thus, you have simple refrigeration. The evaporated ammonia goes off in vapor gas. However, in practical refrigeration, vapor gas cannot be allowed to escape and go to waste. It must be recovered and used again.

## THERE ARE TWO WAYS OF CHANGING VAPOR BACK TO LIQUID FOR RE-USE

In an electrical refrigerator, the vapor is compressed back into liquid by the use of machinery. This machinery, or moving parts, includes a motor, a pump, valves, pistons, and a compressor.



But in the Gas Refrigerator, the vapor is changed back to a liquid by first being passed through water. The water absorbs the ammonia. The mixture is then boiled by a tiny gas flame. The ammonia is driven off in the form of hot ammonia vapor. Cooled by passing through pipes, it condenses again into a liquid. *This entire operation has been performed without the use of a single moving part.*



STAYS SILENT  
LASTS LONGER

# Servel

# GAS REFRIGERATOR WITH NO MOVING PARTS

● You've heard many times that the Servel Gas Refrigerator has a simpler, basically different method of operation. Now you can see why Servel is different . . . why Servel can operate without making a sound and freeze without using a single moving part. The chart on the left tells the story.

Servel doesn't need a motor . . . pistons, pumps, valves, and compressors have no place in the Gas Refrigerator. There's nothing in the freezing system to make annoying sounds like the humming and clicking so prevalent among mechanical refrigerators. A tiny gas flame does all the work.

Today—amid the many noises of this modern

mechanical world—people are seeking silence . . . especially for their homes. When the housing shortage becomes less acute, many prospective tenants and buyers will ask for homes that are noise-free. That's why more architects and builders are specifying Servel when they order new refrigerators.

There's another reason, too. Users profit from Servel's long life and year-after-year operation economy. And you profit from its lasting dependability and low overhead costs. Repair and replacement bills remain exceptionally low. For complete information, consult Sweet's catalog . . . or write to Servel, Inc., Evansville 20, Indiana.

Big Frozen Food Compartment

Moist Cold Dry Cold

No Noise No Wear

*The GAS Refrigerator*

# Double Benefits



*For You and the Electrical Contractor*

**WHEN YOU SPECIFY  
ALL CONDUIT PRODUCTS BY**



Because General Electric supplies a *complete line* of conduit products, there's a twofold story of speed when all conduit products come from this single source. To the architect or engineer, it means cutting construction delays. To the electrical contractor, it means an easier job of getting the supplies he needs. Here's why:

**1 EASIER TO BUY** — Buying's easy when a contractor can turn the whole job over to his General Electric merchandise distributor. He just makes out one order, turns it over to his G-E distributor, and his worries are over. No "scrambling around" for conduit here, fittings there, and the necessary accessories somewhere else.

**2 EASIER TO GET** — Because of the *complete* General Electric line, the General Electric merchandise distributor has access to conduit products *from* the largest size conduit to the smallest fitting. These items are all coming through faster now, and the G-E merchandise distributor can pass on the benefits of this speed to help get construction moving.

*To speed construction, specify General Electric conduit products all the way.*


**GENERAL  ELECTRIC**

## RACEWAYS ROUNDUP

with your





Merchandise Distributor



While jobs are in the planning stage, don't overlook the construction speed you get with E.M.T. General Electric Electrical Metallic Tubing, black-enameled inside and electro-galvanized outside, can save time and costs for you on many jobs. It's light, easy to work with, and requires no heavy equipment. Threadless fittings and easy bending do a double job of speeding up work. Investigate General Electric E.M.T.

For new projects that will require frequent changes of electrical facilities, flexibility can be built in with Robertson Q-Floors and General Electric Q-Floor Wiring. Without damage to floors, without undue interruption of building facilities, circuits and outlets can be changed in a matter of minutes in buildings equipped with this adaptable system. For more details on Q-Floor Wiring as a method of *keeping* buildings electrically young, ask us to have a General Electric underfloor specialist call on you.



All your questions on General Electric Q-Floor Wiring are answered in the new *Q-Floor Wiring Data Manual*. For your free copy, write on your letterhead to Section C72-105, General Electric Company, Bridgeport 2, Connecticut.

Of course, the favored standby for Class A hazardous conditions is — as always — General Electric White rigid conduit. Its hot-dipped finish stands up year in, year out, for lasting protection to circuits where atmospheric corrosion is a threat. And to fight chemical attack, always remember to specify General Electric Black.





Shoe Salon, Stein's, Toledo, Ohio. One of the noted wood interiors produced at Woodwork Corporation.

## WOOD... sells quality

• In fairness to our clients present and future, we must remind you that Woodwork Corporation of America's services are temporarily hampered by serious shortages of materials. Contracts, therefore, can be assumed only on a basis of indefinite delivery until conditions improve.

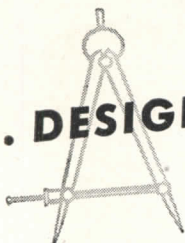
- The consistent and effective use of beautiful woodwork by leading store designers is shrewd selling as well as sound designing. Beautiful woodwork creates an atmosphere of quality instinctively pleasing to discriminating shoppers whose good tastes demand quality. Finely worked wood display cases and windows enhance the style and beauty of products of quality. For more than two generations, the executives and craftsmen of Woodwork Corporation have faithfully rendered in beautifully finished woods the ideas of leading architects and designers. The results are impressive, not only distinguished retail establishments, but also a long list of hotels, clubs, dining rooms, office suites and churches noted for their beautiful wood interiors.

**WOODWORK CORPORATION OF AMERICA**  
1432 WEST TWENTY-FIRST STREET • CHICAGO 8, ILLINOIS



## 1. DESIGN

is the idea—the First Essential.



## 2. WORKMANSHIP

is the human touch of the craftsmen who shape mass into design. It is the Second Essential.




You need all 3 ESSENTIALS for the


# "AMERICAN"

makes its 3rd Essential...

# MONEL



**BATTERY OF "MONEL"** built-in pressure sterilizers constructed by **American Sterilizer Company**. These are but a few of the many now in use at Fitzsimmons General Hospital, Denver, Colo.



**RECTANGULAR BULK STERILIZER** made by **American** of Monel-clad steel. Steam-heated. Equipped with recording thermometer. This model also is available in Nickel-clad steel.

Here are sterilizers you can recommend wholeheartedly.

Made by **AMERICAN STERILIZER COMPANY**, Erie, Pa., they're well-designed . . . well-built . . . and made of a metal that means long, trouble-free service.

For **AMERICAN** has given these units the "life insurance" of *Monel*\*.

Monel is more than merely "a rustproof metal."

It is stronger and tougher than structural steel. It endures heat, steam, moisture. It resists corrosion by acids, alkalis and a wide range of hospital solutions.

Monel is solid metal, too. There's no plating to peel or wear away; no coating to crack or chip. *Monel's excellence goes all the way through!*

**AMERICAN** produces a full line of Monel non-pressure instruments and utensil sterilizers, pressure dressing sterilizer, pressure instrument sterilizers, milk formula sterilizers, laboratory autoclaves and all-purpose sterilizers.

**You do** your client a lasting service when you recommend sterilizers and other hospital equipment made of Monel.


**THE INTERNATIONAL NICKEL COMPANY, INC., 67 Wall Street, New York 5, N. Y.**



### 3. MATERIAL


is the backbone of performance. Upon it depend the efficiency and service-life of the product which Design and Workmanship have evolved. It is the Third Essential.

## best in Hospital Sterilizers




◀ **PRESSURE DRESSING** and instrument sterilizer equipped with welded Monel inner chamber and steam jacket. **American** uses Monel trays and tray racks, too.

**PRESSURE SURGICAL SUPPLY** sterilizer made ▶ by **American**. Open mounted. Gas-heated. Internal and steam jacket made of sanitary, long-lasting Monel.



◀ **PORTABLE ELECTRIC NURSING** bottle warmer, with bottle holder as well as body and cover of solid, corrosion-resisting Monel. Developed by **American** to provide long service with minimum maintenance.

**BOILING TYPE STERILIZER** for utensils. ▶ **American** produces body, cover and tray in solid, rustproof, easy-to-clean Monel. Available in steam-, gas- or electric-heated models.



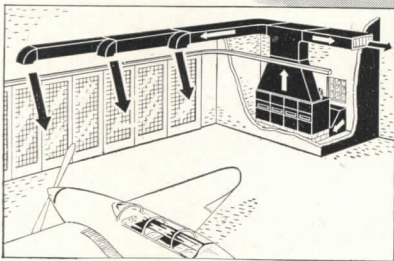

# MONEL\*

... STANDARD METAL OF THE MODERN HOSPITAL


\*Reg. U. S. Pat. Off.

# 1,500,000 BTU PER HOUR

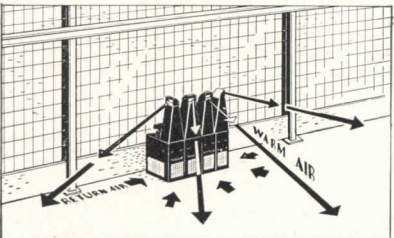
FROM A  
**3 x 14 ft.**  
FLOOR AREA



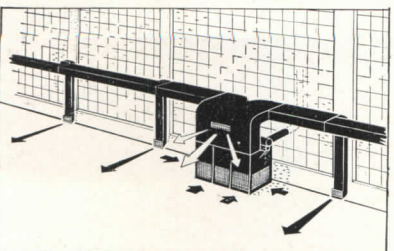
Separate Room Installation  
for Tempering Make-Up Air



Split Type Installation  
Showing Nozzle and Duct Discharge



Conventional Nozzle Discharge  
Installed for Factory



Conventional Duct Installation  
for Factory

## Janitrol Heavy Duty Floor Type Unit Heater answers the need for clean automatic Gas Heat for large areas

**NEED HEAT** of 250,000 to 1,500,000 Btu per hour?

For complete, direct heating or duct distributed . . . for supplementary heating or make-up air?

Janitrol Heavy Duty Floor Type Unit Heaters are meeting these heating requirements in factories, public buildings, assembly shops, markets, hangars and many other large buildings of all types.

### Advantages?

- (1) Low installation and operating costs.
- (2) Quick, clean, automatic heat, accurately controlled. Blower for each section assures full, uniform delivery without danger of hot spots.
- (3) Compact design requires a small floor area, additional heating capacity can be added as heating requirements increase.

(4) Complete Btu capacity range is made possible by the assembly of multiple units. Each unit has an input rating of 250,000 Btu per hour.

(5) Combination of the famous Janitrol Multi-Thermex heat exchangers and Amplifier Ribbon-type burners, assures flexibility of throttling controls, rapid heat transfer, and efficient combustion.


(6) Factory assembled and tested to meet rigid specifications.

(7) Backed by the unmatched experience and reputation of Surface Combustion Corporation, for more than thirty years the leading producer of gas-fired heating and heat treating equipment for both industry and home.

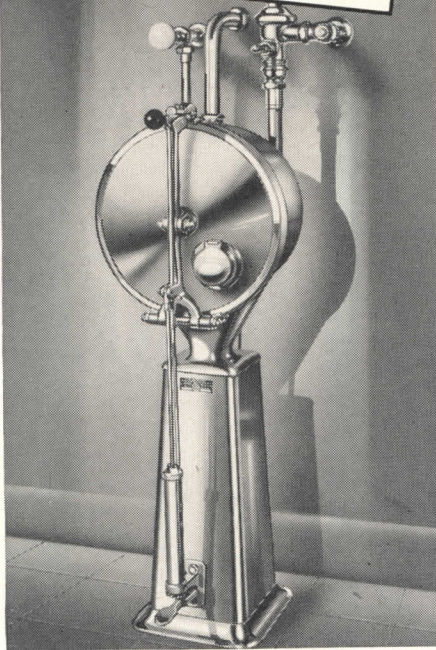
If you are planning to build, remodel or expand, write today for complete specifications on Janitrol Heavy Duty Unit Heater Models.

*Janitrol*  
SURFACE COMBUSTION CORP., TOLEDO 1, OHIO


**Recessed?**



**Free-standing?**



**Wall-hung?**



# Get this hospital-planning data on the SCANLAN-ORBIT Bedpan and Urinal Sterilizer

*...made of non-ferrous materials to  
avoid rusting, chipping and corrosion*

**I**MPORTANT considerations that influence the specification of the Scanlan-Orbit Bedpan and Urinal Washer and Sterilizer include:

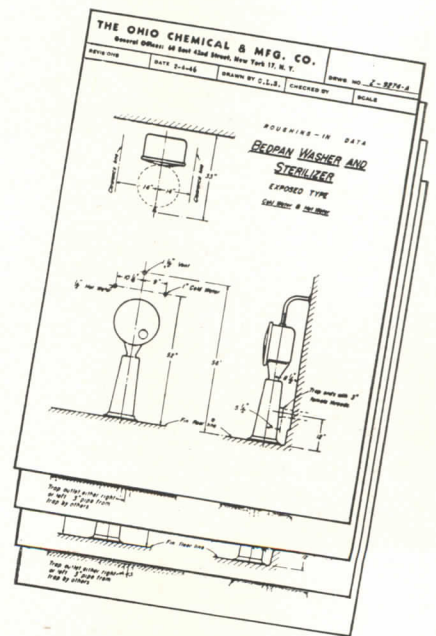
1. The saving of nursing time and energies through combining in a single operation the entire job of emptying, flushing with cold water, and steaming with hot water or steam;
2. The elimination of odors from the building;
3. Long life and trouble-free performance.

Scanlan-Orbit apparatus is made of non-ferrous materials that will not rust, chip or corrode. The door collar is cast bronze, with a machined gasket groove. The

bronze door has an adjustable locking-bar that insures sealing of the door against the gasket, thus preventing odors from escaping into the building.

For detailed description and roughing-in drawings, mail the coupon below.

More than 40 years of experience in designing and manufacturing hospital equipment—including all types of sterilizers, surgical lights and recessed cabinets—and years of contact with hospitals and architects, qualify our Technical Sales Service Department to supply authentic assistance in hospital equipment planning. Send your problems and floor plans for recommendations of installations for the greatest efficiency and economy—without obligation.



## Ohio Chemical

MANUFACTURERS OF MEDICAL APPARATUS,  
GASES AND SUPPLIES FOR THE PROFESSION,  
HOSPITALS AND RESEARCH LABORATORIES



**THE OHIO CHEMICAL & MFG. CO.**  
1400 East Washington Ave., Madison 3, Wisconsin

Represented in Canada by Oxygen Company of Canada Limited, Montreal and Toronto, and Internationally by Airco Export Corporation, 33 West 42nd Street, New York

BRANCH OFFICES IN PRINCIPAL CITIES

**THE OHIO CHEMICAL & MFG. CO.**  
1400 E. Washington Ave., Madison 3, Wis.

Send information on Scanlan-Orbit apparatus.

Name .....

Address .....

City..... State..... AR

*Pittsburgh Plate Glass Company announces—*

# A NEW HERCULITE DOOR-FRAME ASSEMBLY

... beauty, strength, ruggedness, and ease of installation in a "packaged" construction.

**T**HIS announcement is of vital importance to every architect, contractor, chain store executive, and retail merchant.


It presents for the first time a door-frame assembly—in *one* unit—which eliminates all problems of setting and fitting; saves time; and is one of the sturdiest and handsomest extruded structural shapes yet designed.

"Pittsburgh's" new Herculite Door-Frame Assembly is unique. Bothersome details about clearances and a score of other time- and labor-consuming matters, formerly encountered in such jobs, are entirely eliminated. This assembly replaces the complicated custom-made frames which required many different kinds of materials and the services of various trades to install.

Available in twelve standard

styles, this new door-frame assembly will satisfy almost every requirement. Constructed to accommodate standard Herculite Tempered Plate Glass doors, it is supplied complete with checking floor hinges and top pivots, ready to bolt into the rough building opening. All clearances on the frame and doors are controlled by accurate factory gauges. This adds up to the greatest simplicity of installation: When the building is ready to receive the doors, they are simply set on the hinge pivot, the top pivot is dropped into the top channel, and the entire structure is complete. It's as easy as that.

We urge you to mail the coupon for complete information about this revolutionary prefabricated door-frame assembly. Do it today.




Beauty, ruggedness and ease of installation create a unit of great appeal. The frame is made of extra-heavy extruded aluminum — highly polished and anodized. It is heavily reinforced with steel channels and tie rods, as partially shown here.



PAINT · GLASS · CHEMICALS · BRUSHES · PLASTICS

PITTSBURGH PLATE GLASS COMPANY




Pittsburgh Plate Glass Company  
2335-7 Grant Building  
Pittsburgh 19, Pa.

I would be interested in receiving your  
descriptive literature on "Pittsburgh's"  
new Herculite Door-Frame Assembly.  
I incur no obligation, of course.

Name.....

Address.....

City..... State.....



The Rosedale School, Austin, Texas—painted with Luminall and otherwise modernized according to p/l/f/s.

## The Advantages of LUMINALL PAINT in the Harmon Technique

For convenience, p/l/f/s is used as an abbreviation of "painting, lighting, fenestration and seating as coordinated according to the Dr. Darell B. Harmon Technique."

When schoolrooms are modernized according to this technique, a profound improvement is noted in the educational progress of students as well as improvements in their physical well-being. The cost of p/l/f/s modernizing an old schoolroom has been as low as \$40 in some areas. This type of modernization is applicable to many factories, workrooms and offices.

Luminall paint is ideal for painting walls and ceilings in a p/l/f/s job. It is highly light-reflective—up to 90.6%

for white. It maintains this reflectivity because it does not "yellow" or discolor from age and exposure. It diffuses reflected light thoroughly. Luminall paint was used in the Mexia, Texas, Rosedale (Austin, Texas) schools which played such an important part in the development and testing of p/l/f/s.

Ask for a copy of Dr. Harmon's "LIGHT ON GROWING CHILDREN," reprinted from Architectural Record. On receipt of sketches showing dimensions and details of schoolroom, specifications will be furnished according to the Harmon Technique without cost or obligation. NATIONAL CHEMICAL & MFG. CO., 3617 S. May Street, Chicago 9.

### Use Luminall to Save Time


Use Luminall paint for finishing new work or remodeling jobs. You can apply it over damp plaster without damage to either plaster or decorating. Lets you deliver a complete job sooner. Luminall is a Casein base paint. Thins with water. Sold by more than 3000 leading paint merchants.

# LUMINALL

the light-reflective  
paint for interiors



ARCHITECTS-ENGINEERS: richard hawley cutting • anthony s. ciresi  
 Sponsorship • Construction • Management by The KEYES-TREUHAFT CO.



SHAKER CLUB APARTMENTS  
 South Moreland Boulevard,  
 Shaker Heights, Ohio

*"Cleveland's  
 largest and best appointed  
 apartment house"*

will have a *Tracy*  
 sink in every kitchen



In planning and designing Cleveland's beautiful new Shaker Club Apartments every effort was made to furnish tenants the very best in living accommodations.

For example, each kitchen has controlled ventilation and is completely equipped with the finest appliances and fixtures. And the outstanding feature of each beautifully appointed kitchen is a silvery Tracy sink . . . in lifetime stainless steel.


Tracy sinks were specified to eliminate costly maintenance and replacement problems . . . and to bring luxury and good taste into each of the building's 159 kitchens. Tracy's complete line of standard and custom built models answered all design requirements . . . provided the right size sink for every kitchen at a surprisingly low initial cost.

*Write for the full color Tracy specification sheet describing a complete line of standard and custom built sinks and cabinet tops.*



**TRACY MANUFACTURING COMPANY, PITTSBURGH 12, PA.**

WORLD'S LARGEST MANUFACTURER OF STAINLESS STEEL KITCHEN SINKS



*"Plug in"*  
**EASE, SAFETY,  
 CONVENIENCE WITH  
 BRYANT RANGE  
 CONNECTORS**



Whenever an electric range is installed, in new homes or old, Bryant Range Connectors should be specified. Installation will be greatly simplified and the user will be assured of safety and lifetime convenience.

The Bryant 3846 polarized Range Connector, illustrated above in exposed view, shows the

especially designed solderless terminals for secure attachment of the conductors and the rugged Bakelite receptacle. Rated 50 amperes 250 volts and supplied with a brush brass plate for flush mounting.

Thousands of these connectors have been installed and are giving perfect service everywhere.

Designed for surface mounting in home modernization, the Bryant 3826 Range Connector is equipped with the same especially designed solderless terminals as the 3846 and a strong Bakelite housing. Rated 50 amps. 250 volts. This device also has a wide application in commercial installations requiring heavy duty connectors.



For connecting the range to the line use Bryant 3-wire range cord sets equipped with welded contacts and a heavy, non-separable head. No. 3898 for 35 amp. and No. 3899 for 50 amp. circuits, both at 250 volts.


## THE BRYANT ELECTRIC COMPANY

BRIDGEPORT 2, CONNECTICUT  
 NEW YORK • CHICAGO • LOS ANGELES





FOR MODERN INTERIORS USE PLASTER



*The finishing touch that means so much*  
**IVORY Finishing Lime**

Whether on walls or ceilings . . . plain surfaces or flowing curves, you'll find one material with which beauty and permanence are best expressed, that's **IVORY\*** Finishing Lime.

It is widely available, made from whitest white Ohio limestone, takes any type of decoration, is highly fire resistant, low in cost. Being pressure hydrated it will not swell or buckle away from basecoat.

**IVORY** Finishing Lime contains not over 8%

unhydrated oxides. This is a requirement of new ASTM specification C 207-46T-Type S and proposed amendment to Federal Specification SS L-351 Type F, as well as ASA and other specifying agencies.

And you may be certain of one quality . . . one responsibility—when you specify **ROCKLATH\*** plaster base and **RED TOP\*** Plaster topped off by **IVORY** Finishing Lime, blended with **RED TOP** Gauging...the finishing touch that means so much.

\*ROCKLATH, RED TOP and IVORY used above are trademarks which distinguish products manufactured only by the United States Gypsum Company.




**United States Gypsum**

**For Building • For Industry**

Gypsum • Lime • Steel • Insulation • Roofing • Paint

HERE COMES


# THE LAST LATH!



**NOW IN BOOK FORM:**

**ALL OF ALAN DUNN'S CARTOONS FROM THE RECORD**

. . . and a bonus of 32 new ones besides — 96 pages of high comedy for architects. Fill out the coupon and be among the first to have **THE LAST LATH!** You'll get your copy immediately.\*



**ARCHITECTURAL RECORD BOOK DEPT.**  
119 West 40th Street, New York 18, N. Y.

I want the **THE LAST LATH!** My check for \$2.50\* is enclosed (\$2.55, with 2% sales tax, for New York City deliveries)

Name .....

Address .....

City ..... Zone ..... State .....


\*Write for special quantity prices for gift orders.

# WORTHINGTON

## Air Conditioning and Refrigeration Report

Worthington Pump & Machinery Corporation, Harrison, New Jersey

### SAVE 90% WATER COST



### NEW EVAPORATIVE CONDENSERS WITH MANY FEATURES FOR EFFICIENCY


**Corrosion Minimized**—Greatly improved protective treatment guards against costly corrosion. All parts exposed to moisture are of zinc-coated steel, bonderized and coated with a rubber-base enamel containing special rust-inhibiting powder.

**Easy to Clean, Stays Clean Longer**—Prime surface, with no fins to clog. Accessibility through panel construction to every part makes cleaning simple and fast.

**Water Treatment Device**—Available for use where water is unusually hard or where corrosives are present.

Made in five sizes, Worthington Series ECZ Evaporative Condensers combine practicability with heavy-duty durability to join the long list of Worthington "firsts" for efficient, low-cost refrigeration. *Worthington Pump and Machinery Corp., Harrison, N. J. Specialists in air conditioning and refrigeration for more than 50 years.*

A7-6




### Before It's "Southern Fried" It's "Worthington Refrigerated"

Typical of many up-to-the-minute firms supplying the nation's food, the Jewell Poultry Company of Gainesville, Ga., makes Worthington refrigeration an important factor in its processing. Above is the main processing room, where 100,000 lbs. of chicken are prepared daily.




A part of the Jewell Company's storage space, with cartons of chickens ready for shipment. The workers' heavy clothing and the iced-up pipes indicate the low temperature that must be permanently maintained by Worthington equipment to prevent spoilage.



Refrigeration equipment at the Jewell Company. In the right foreground is a Worthington Freon-12 Condensing Unit. In the left rear are three Worthington Vertical Ammonia Compressors. Worthington units of these types are widely used throughout industry.

### Why Integration?

You get refrigeration and air conditioning at its best when all parts of a system "pull together" smoothly. And remember that Worthington, as makers of so many "inner vitals"—compressors, condensers, turbines, pumps, valves, fittings, etc.—is better able to integrate these essential parts into a trouble-free, economical refrigeration or air conditioning system. . . . It's another reason why *there's more worth in Worthington*. See your nearby Worthington Distributor for details.



Double-Double, No Toil or Trouble  
**Like Magic**

Old Homes can be  
made New with . . .

**CREO-DIPT**  
*Double Wall — ZEPHYRS*

Preserve the graceful lines of old houses by rebeautifying with Creo-Dipt Double Wall Zephyrs—easy to apply and costing but a small fraction more than imitation materials. There is no substitute for genuine Creo-Dipts.

Specify Zephyrs for sidewalls of old and new homes and gain these worthwhile advantages:



- 1—Zephyr deep textured, genuine Certigrade red cedar shakes.
- 2—Zephyr board of high insulating value.
- 3—Architectural fitness for any type of home.
- 4—A wide choice of colorful shades—all laboratory tested and stained and preserved with color pigments ground in pure linseed oil.
- 5—Home owners acceptance, built by 38 years of consumer advertising.
- 6—Easy to apply—Zephyrs are vertical grain designed with square butts, all sides parallel, thus insuring a tight, snug fit.

Send for Creo-Dipt's complete new catalog on Zephyrs, containing full information on coverage, recommended exposures and other data.



**ZEPHYR**  
DOUBLE WALLS


**CREO-DIPT COMPANY, INC., NORTH TONAWANDA, N. Y.**  
**CREO-DIPT OF CANADA, LTD. VANCOUVER, B. C.**

THE ORIGINAL STAINED SHINGLE—FIRST AND BEST

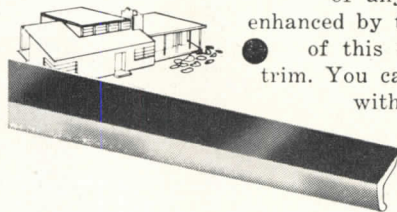
# LEADING ARCHITECTS *Specify*

**Chromtrim**  
METAL MOULDINGS

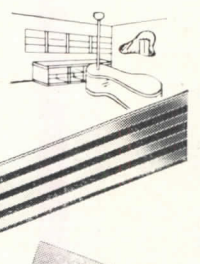
The design symmetry and dignity of line which Chromtrim Metal Moulding imparts to modern interior planning is one of the many reasons for its increasing popularity with architects, industrial designers and builders.



Wall paneling and surface covering of any color or texture is enhanced by the functional beauty of this easy to install metal trim. You can specify Chromtrim with complete confidence.



Chromtrim's fine quality, mechanical specifications, durable finish and ease of handling will contribute to the appearance and durability of every installation and bring equal satisfaction to you, your client and the mechanic who installs it.



80 dimensionally accurate profiles, designed in matching groups to serve every installation requirement. Sold only through a nationwide distributor organization. See insert in Sweet's Architectural File. Write for Chromtrim Catalog No. 2 today.



**R. D. WERNER CO., INC.**

Manufacturers of Metal and Plastic Products  
295 FIFTH AVENUE NEW YORK 16, N. Y.  
Factories: New York, N. Y. — Greenville, Pa.

*Here's Why-*



*Lokweave  
Gropoint carpeting  
by Bigelow in Lord &  
Taylor's Carpet Department.*

## Lord & Taylor uses Bigelow Lokweave in their own Carpet Department

1. Sturdy loop pile Gropoint stands up for years under heavy traffic.
2. Special weave eliminates sewn seams.
3. Tight construction resists dirt—is easy to clean.
4. No shading problems.
5. Exclusive process locks tufts in. They cannot pull out.
6. Installation costs are low—no waste yardage.
7. Eight colors to blend with all color schemes.

*LOKWEAVE—the economy carpet for heavy traffic areas!*

**BIGELOW-SANFORD CARPET CO., INC.**

140 MADISON AVE., NEW YORK 16, N. Y.

*"Fine rugs and carpets since 1825"*






*Here's Beauty with  
Safe, Lasting Service  
in Step Treads—*

**Now—  
Heavy Duty  
Molded SAFETY**

Step Treads in marbled blue-gray and tan patterns give appealing beauty with long-lasting service. . . . MELFLEX SAFETY Treads are molded  $\frac{3}{8}$  inch thick of special "frictioned" rubber compound to cover both the tread and step-edge. Approved by Underwriters Laboratories, Inc. (No. SA 833) as a SAFETY feature, this molded tread applies without requiring metal strips or screws. It stays "put", won't buckle or blister when applied simply with MELASTIC Water-Proof Cement to wood, stone, metal or composition steps. . . .

**Molded in One-Piece To  
Cover Approach Edge . . .**

It cushions step edge as well as provides sure-gripping tread safety, wet or dry. These Treads, also available in black compound, may be applied on inside or outside steps with equal safety and service.



**MEL-ISLE Heavy Duty  
Ribbed Rubber Runner . . .**

Compounded of special "frictioned" rubber for hard wear and slip-proof service, MEL-ISLE makes the ideal covering for aisles, runways, corridors, locker rooms. Available in black only  $\frac{1}{8}$ " and  $\frac{3}{8}$ " thick, 36" wide and cut to any specified lengths. High ribbed pattern facilitates cleaning and keeps tread surface slip-proof. MEL-ISLE Molded Mats, for entrances,  $\frac{3}{8}$ " thick and in 5 stock sizes have beveled edges to prevent tripping. Slip-Proof wet or dry. . . . Durable, Economical.

Write for  
Factory-Saving-Prices on  
any Safety  
Surfacing  
Need.

**MELFLEX**  
PRODUCTS CO.  
L. E. WARFORD, President  
410 S. Broadway, Akron 8, O.



**LAWSON**  
*Announces the NEW*  
**"60"** LINE  
OF LIGHT  
FIXTURES

**M**ORE light . . . more styling . . . more distinction—that's the new Lawson "60" Line of Light Fixtures. Four tubular shades—held in beautiful chromium-plated brackets—insure glareless, perfectly balanced illumination. And Lawson provides this new, de-luxe styling at moderate prices. Write for catalog today!

*World's Largest  
Builder of  
Bathroom Cabinets*



**THE F. H. LAWSON CO.**

802 EVANS STREET . . . Cincinnati 4, Ohio

# New... free booklet

## helps plan better washrooms



Mighty helpful suggestions in this new Scott booklet!

Say—there's a floor plan I sure can use!



Send today for your free copy of this handy guide to planning more practical, more efficient washrooms—illustrated with floor plans and details—compiled by Scott Washroom Advisory Service—the result of years of research in washroom design.

Good washrooms begin at the drawing board—and here is a booklet that helps you plan *good* washrooms . . . washrooms that are “Health Zones”—not “Germ Exchanges” . . . “Morale boosters”—not “Temper-testers.” Send for it today!

### What Washroom Advisory Service is

Scott Washroom Advisory Service has studied every kind of washroom and found what is most efficient in industrial plants, office buildings, schools, theaters, stores, restaurants and service stations. The result of all this experience is yours—for the asking—a service of the Scott Paper Co.



**SCOTTISSUE TOWELS**

Largest selling Tissue Towels in America!

Trade Marks "ScottIssue," "Washroom Advisory Service," "Duralose" Reg. U. S. Pat. Off.

**TABLE OF CONTENTS (Partial)** Planning for Personal Services . . . Control of Traffic Flow . . . Large Plant Locker and Washrooms . . . Small Plant Locker and Washrooms . . . School Washrooms . . . Office Washrooms . . . Recreation Rooms . . . Lounges . . . Supply Closets . . . Clothes Locker Sections . . . Fixture Locations . . . Washroom Equipment . . . Special Adhesive . . .


Washroom Advisory Service, Dept. F  
 Scott Paper Company, Chester, Pa.  
 Please send me Scott Washroom  
 Advisory Service booklet free.

Name: \_\_\_\_\_  
 Address: \_\_\_\_\_  
 City: \_\_\_\_\_ Zone: \_\_\_\_\_ State: \_\_\_\_\_

# BUSINESS TRAFFIC MOVES EASIER—FASTER



Radio City Building,  
636 5th Ave., New York City  
Arch'ts — Associated Architects



*Ellison* **BALANCED DOORS**, in addition to making an attractive entrance, are designed and built with a keen engineering eye to operating efficiency. They are so pivoted top and bottom that wind pressures are equalized as the door is opened, permitting them to move easily and quickly to one side of the door opening. Counter-balanced they require only a slight spring action to close.

This effortless action facilitates traffic flow. Since the doors swing on a shorter radius, their projection is reduced 40 to 45%. Made in bronze, aluminum and stainless steel as complete prefabricated units, ready to install, including door, frames, mullions, trim, saddles and necessary hardware. Available in a wide range of standard sizes and types or built to your specifications.

Write for our new 12 page booklet giving additional specifications and illustrating types, or see our section in SWEETS.


**ELLISON BRONZE CO., INC.**  
Jamestown, New York

*Ellison*

Representatives  
in all Principal Cities

## BALANCED DOORS

## BARBER-COLMAN




## CEILING OUTLETS

*Keyed to Modern Architectural Concepts.....*  
*A Vital Contribution to Continuity of Design.....*

Available for  
Prompt Delivery

Model "LS" LINE-O-FLO, the basic unit, made in 3 styles to accommodate any installation arrangement.

Model "LL" LINE-O-FLO, designed to receive Model M21118 DAY-BRITE lighting unit (made by Day-brite Lighting, Inc., St. Louis).



### A NEW APPROACH TO AIR DISTRIBUTION

LINE-O-FLO air distribution outlets can be used singly, or end-to-end in continuous strips. Units are constructed of scientifically-designed, rolled-steel members, with orifices simulating Venturi throats having carefully-engineered bell mouth approaches. This outlet has high diffusion efficiency. Room air is rapidly induced into the primary air stream to quickly equalize the temperature differential. Write today for a copy of Bulletin F-2741 giving descriptive and engineering data. Your Barber-Colman representative can show you a sample unit and discuss details.



**BARBER-COLMAN COMPANY**  
1232 ROCK STREET • ROCKFORD, ILLINOIS






Postwar house built by Fritz B. Burns. Wall of *Thermopane*\* unifies living room with terrace. Wide eaves control sunlight.

## Living Room Goes Outdoors

United by a wall of glass, living room and terrace seem to be one big room.

This close relation between outdoors and indoors expresses the way American families want to live... in houses planned for all of the family's activities. Large areas of glass make rooms seem as "big as all outdoors". For example, the outdoor terrace above becomes an integral part of the living quarters.

When glazed with *Thermopane*, a wall of glass is more practical. This glass insulating unit keeps rooms warmer in winter and more comfortable the rest of the year. Actual use from Iceland to Mexico has proved



*Thermopane's* insulating efficiency in all climates.

Over 60 standard sizes of *Thermopane* units meet most architectural requirements... for Picture Windows, window walls, double-hung wood windows and residential steel casements. For data on sizes and installation, see your nearest L·O·F Glass Distributor. Write for our *Thermopane* books. Libbey·Owens·Ford Glass Company, 22107 Nicholas Building, Toledo 3, Ohio.

\*Reg. U. S. Pat. Off.

ONLY LIBBEY·OWENS·FORD  
MAKES *Thermopane*



**LIBBEY·OWENS·FORD**  
*a Great Name in* **GLASS**

## FOR PERFECT FIREPLACES IN MODERN HOMES . . .



Photo by  
Ezra Stoller



**BENNETT**

*Fresh-Aire*  
**FIREPLACE UNIT**

An ordinary fireplace pumps 200 cubic feet (2 to 3 large rooms full) of already warmed air out of the house each minute. In tightly constructed homes, replacement air can't come in from outdoors in sufficient quantity to supply the chimney draft. Result—partial vacuum . . . back-puffs . . . smoke.

The *Fresh-Aire Fireplace Unit* is manufactured to help you—in designing fireplaces for modern, fully weather-stripped homes with central heating. It draws replacement air from outdoors, into the heating chambers, and circulates it, comfortably warm, through the living quarters. No uneven temperatures, no interference with heat controls—and a net gain in evenly distributed warmth.

Here are four more reasons why so many *Bennett Fresh-Aire Fireplace Units* are specified:

1. Thoroughly ventilates and "refreshes" the air.
2. Complete freedom to design the mantel . . . normal brick firebox sidewalls . . . no floor grilles.
3. A complete form for *smoke-free* internal proportions of throat, damper, smoke chamber and shelf—assurance that the fireplace will be *built* as you *designed* it.
4. Small first cost is quickly offset by savings in construction and fuel.

**Bennett Warm-Aire Units**—for perfect fireplaces in camps, southern homes, playrooms, etc. Draws cool air from the floor, heats and recirculates it evenly throughout the room, and to adjacent rooms or upstairs.

Write us at 1047 Maple St. for Catalog—or see Sweet's.


**MAKERS OF FLEXSCREEN**  
Reg. U.S. & Canada Pat. Off.

**BENNETT-IRELAND INC.**


*Chartered in 1906*

NORWICH, NEW YORK

## The Floor of Today



...AND  
**TOMORROW**



A good definition of a *quality* floor is this . . . one that will stay new looking throughout the years it takes a child to grow up and graduate from college. A shorter definition is . . . *Wright Rubber Tile*. When installations still look like new after 20 years of rugged service, only *the* quality floor could do it! Records of hundreds of dealers prove that *Wright Rubber Tile* has no flooring equal. Colors are clearer, the mottling is more beautiful and its long life cannot be matched by any other flooring.

Where a hard surface tile is needed to withstand heavy abuse with a minimum of care, specify *Wrightflor*. Where a softer surface, more resilient tile is desired, recommend *Wrightex*. Both come in 1/8" and 3/16" thicknesses. For complete information and color charts of *Wrightex* and *Wrightflor* write us today.



**WRIGHT-ON-TOP  
COMPRESSION BASE**

The finishing touch to all types of floors. Very flexible, stays snug despite floor shrinkage. Possesses all the characteristics of *Wright Tile* . . . durable, economical, smart-looking.

**TAYLOR MANUFACTURING COMPANY**

Wright Rubber Products Division

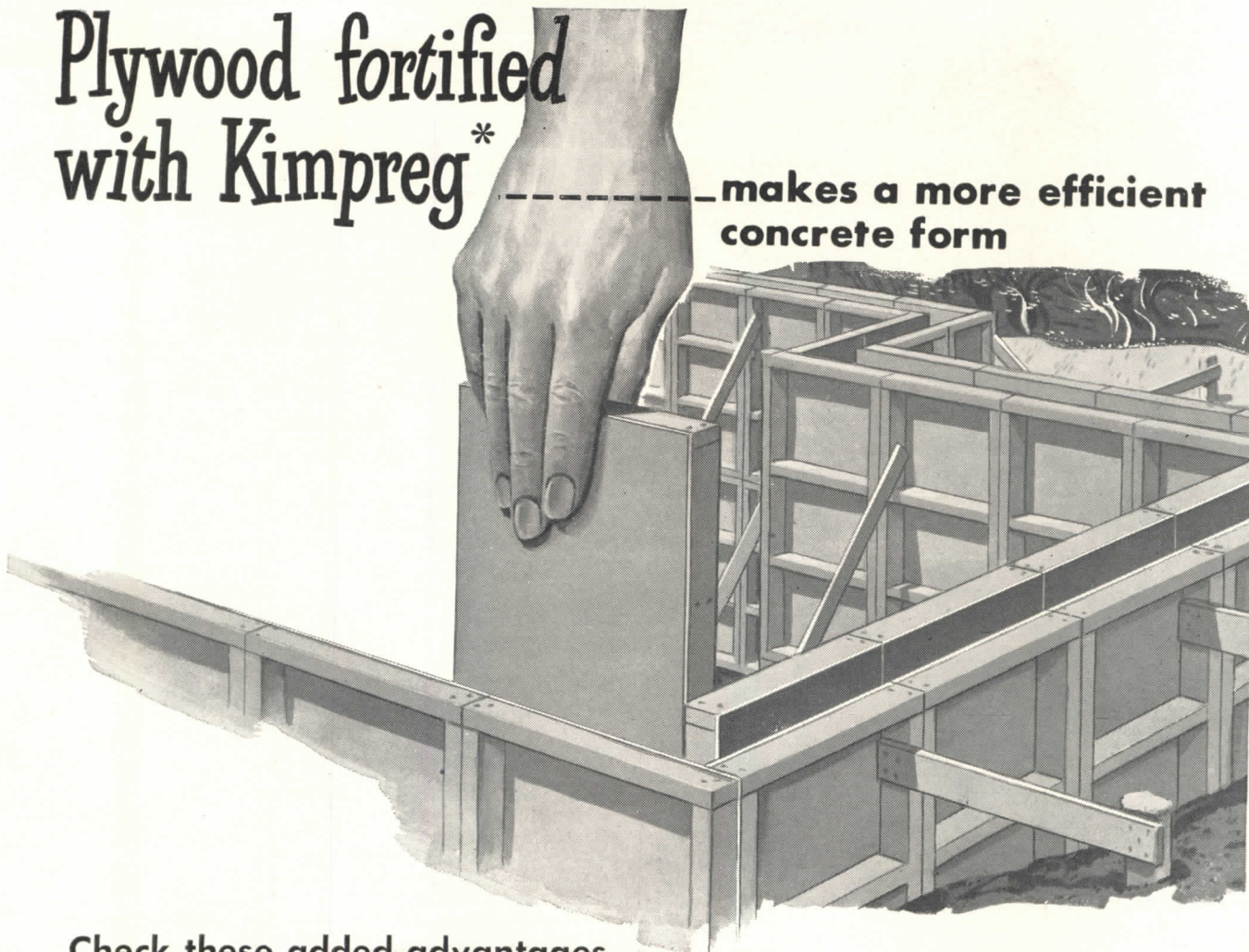
3074 W. Meinecke Ave.

Milwaukee 10, Wis.

**WRIGHT RUBBER TILE**  
*Flooring of Distinction*

# Plywood fortified with Kimpreg\*

—makes a more efficient  
concrete form



**Check these added advantages  
only KIMPREG + Plywood gives**

## **Doubles the life of the concrete form.**

KIMPREG\* plastic surfacing is a flint-like armor fused to plywood in manufacture. Carefully applied to plywood under heat and pressure, KIMPREG creates a dense, hard surface that's water and weather resistant.

## **Has far greater abrasion resistance than ordinary plywood.**

The wet abrasion resistance of KIMPREG + plywood is 33 times better than standard fir plywood.


Throughout the country—in scores of construction jobs—it has proved an efficient, economical performer. Handled with reasonable care, KIMPREG-surfaced panels can be re-used 100 times and more.

## **Reduces maintenance cost 50%**

Plywood panels surfaced with KIMPREG strip easier, clean faster, require less oil and less oiling labor. Light in weight and durable, they are easily moved at minimum expense.

## **Produces a surface smoothness equal to that of steel forms.**

KIMPREG-surfaced plywood is an exterior grade plywood. Its phenolic resin surface is scientifically designed to provide a smoother, longer-lasting face for concrete forms. Non-adhesive, concrete does not stick as it does to ordinary forms. KIMPREG-surfaced plywood cuts rubbing-down costs as much as 75%.



### **See the difference**


Concrete on left was poured against ordinary plywood. Note the rough surface. A KIMPREG-surfaced plywood form produced the smooth-looking concrete on the right.

**Kimpreg**  
REG. U.S. PAT. OFF.  
PLASTIC SURFACING

A PRODUCT OF  
**Kimberly  
Clark**  
RESEARCH

\*Trademark  
Reg. U. S.  
Pat. Off.

# RUSCO WINDOW CONDITIONING\*



\*  
**All the benefits of storm windows**  
**All the benefits of screens**  
**All the benefits of weatherstripping**  
*in one permanently installed unit*

with nothing to change . . . nothing to store . . .  
 year 'round, rainproof, draft-free, filtered-  
 screen ventilation . . . patented Thermolok\*  
 frame insures permanent, weatherproof fit.

Thousands upon thousands of prospective home, commercial and industrial building prospects know all about the many year 'round advantages of RUSCO ALL METAL, SELF-STORING COMBINATION SCREEN AND STORM SASH. Your recommendation will receive enthusiastic approval.

Specifications will be found in Sweets File or complete descriptive literature and specifications sent upon request.

## THE F. C. RUSSELL COMPANY

6400AR HERMAN AVENUE • CLEVELAND 2, OHIO

©TFCRC  
 \* T. M. REG. APP. FOR

"Always one step ahead  
 of the weather" with

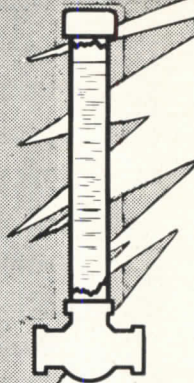
# RUSCO

Also manufacturers of Rusco All Metal Venetian Awnings, Thermoseal Combination Windows, Cinco Sto-a-way Windows.

## 2 ways to stop

# WATER HAMMER

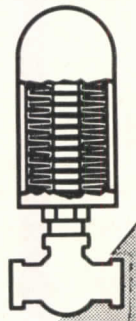
### ① TEMPORARY (makeshift, inadequate)



The conventional vertical pipe-and-cap air chamber has only one virtue—*cheapness*. The air soon leaks out or is absorbed by the water washing in and out. It is then waterlogged, without a compressible cushion of air, completely ineffective. The water hammer condition returns to annoy with its noise, damage with its constant pressure shocks, whenever quick-acting valves close.

### ② PERMANENT (scientific, guaranteed)

Air cushion *sealed* within a flexible metal bellows . . . that will stand millions of cycles of operation . . . air never in contact with water, *cannot* escape . . . this is the WADE SEALED AIR CHAMBER. Can be hung in *any* position . . . accurately, scientifically sized to fit each job. The result of 20 years of engineering and research, thousands have been installed, given *positive* protection for years.



#### First Example: RESTAURANTS



Water-glass filling fountains almost always cause water hammer. A Number 6 WADE SEALED AIR CHAMBER installed in the 1/2" or 3/4" supply pipe within 7 feet of each lever-action quick-closing valve stops all chattering, noise and vibration.

#### Second Example: BAKERIES

Automatic snap-acting meters measure exact amounts of water for dough mixing. One Number 28 WADE SEALED AIR CHAMBER at each control valve prevents water hammer shock damage to 1 1/2" or 2" service piping.



#### LITERATURE AVAILABLE FREE

(1) Reprint of article "Water Hammer—Its Cause and Cure" by Prof. L. H. Kessler of Northwestern University. (2) Wade Bulletin #120 on uses, selection and installation of Sealed Air Chambers. Write for copies.

# WADE

## SEALED AIR CHAMBERS

85 NORTH STATE ST.

ELGIN, ILLINOIS

*Ready for all  
building needs*

with

**TILETONE'S  
complete line of**

**MODERN DESIGN  
SHOWER CABINETS**

Speed up building—specify Tiletone. For when time counts, you can count on Tiletone for immediate delivery. Here's a complete line of shower cabinets with three styles from which to choose. All modern design—metal walls! For built-in installation, Tiletone's de luxe cabinet combines streamlined beauty with complete utility. For basement installation, Tiletone's metal utility cabinet meets the need. When modern corner installation is the demand—Tiletone offers models strikingly new and different. In new homes or old... a second bathroom, or basement installation... in office buildings, clubs, apartments or hotels, Tiletone has the models you can recommend with confidence.

#### WHY SPECIFY SHOWER CABINETS?



1. A new pre-sold market is here... big demand.
2. Assured satisfaction for the home owner.
3. No delay... available today.
4. Easy, fast installation... save space.

#### WHY SPECIFY TILETONE?

1. A complete line... 3 popular styles.
2. New modern design... rigid... beautiful.
3. Improved receptor base... leak-proof drain.
4. Double-baked enamel walls... the finish lasts and lasts.

**TILETONE**  
*Shower Cabinets*

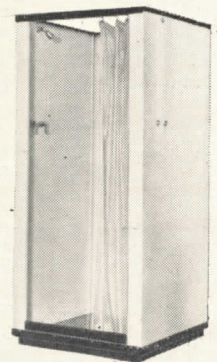
TILETONE COMPANY  
2323 WAYNE AVENUE, CHICAGO 14, ILLINOIS



MODEL 75

Sizes: 32" x 32" x 80"  
36" x 36" x 80" and  
40" x 40" x 80" Corner.


Terrazzo receptor •  
White Dura-Bond enameled aluminum cabinet • Interior lights • Anodized aluminum glass doors • Adjustable shower head • Dial type mixing valve.



MODEL 45

Size 32" x 32" x 76"

Porcelain enameled receptor • Aluminum panels finished in white enamel • Shower curtain • Shower head • Dual shower valves.



MODEL 55

Sizes: 32" x 32" x 80"  
36" x 36" x 80" and  
40" x 40" x 80" Corner.

Terrazzo or porcelain enameled receptor • White Dura-Bond enameled aluminum cabinet • Shower curtains • Shower head • Dual shower valves.

**IMMEDIATELY  
AVAILABLE!**

**2nd Printing**

The Complete . . .  
 Authoritative up-to-the-minute Handbook

# "Hospital Planning"

by CHARLES BUTLER, F.A.I.A., and ADDISON ERDMAN, A.I.A.

## A Case-Study Analysis of Modern Hospitals

With tremendous energy and insight Charles Butler and Addison Erdman, distinguished architects and hospital consultants, have made a nation-wide survey of the current adaptation of hospital architecture to changing practices in hospitalization.

The fruits of their study are set forth in "Hospital Planning" — a completely new treatise of present-day practices, based on a painstaking study of hundreds of institutions from which have been selected fifty-one modern hospitals, representing the creative efforts of more than thirty architectural firms, for illustration and discussion. "Hospital Planning" presents a textual summation of the outstanding problems in hospital architecture and shows how these problems have been met in actual practice. Generous use of illustrations, including perspectives, floor plans, elevations and photographs, make solutions abundantly clear and afford sound, applicable principles for innumerable problems to come.

**For Hospital Administrators . . . Superintendents  
 . . . Doctors . . . Architects**

This 232-page, fully-illustrated volume, carefully organized for both reading and reference, is designed for architects and hospital groups alike. It will help trustees, administrators and doctors to visualize their problems in terms of their community needs . . . show how others are meeting similar problems . . . provide them with a basic understanding of hospital architecture so that they may intelligently discuss their problems with the architect.

It will help architects and engineers to learn of the great advances made in hospital architecture . . . to acquire a working knowledge of medical problems and hospital procedure . . . to avoid the many pitfalls which beset the hospital planner.

### Order Your Copy Now

With this second printing "Hospital Planning" is again temporarily available at the price of \$15. It is offered with the full knowledge that it may be worth incomparably more to you than its cost — so much more that cost is no valid consideration.

So use the convenient coupon below to make sure to get your copy of "Hospital Planning" before the second printing is sold out. The book will be sent promptly, prepaid.

**A FEW** of the architectural firms whose works were selected for discussion and illustration include . . .

- Coolidge, Shepley, Bulfinch and Abbott
- Samuel Hannaford & Sons
- Schmidt, Garden and Erickson
- Jamieson and Spear
- Charles B. Meyers
- James Gamble Rogers
- Mayers, Murray and Phillip
- Eggers and Higgins
- Crow, Lewis and Wick

**"Mail this coupon today"**


ARCHITECTURAL RECORD BOOK DEPARTMENT  
 119 West 40th Street, New York 18, New York

Enter my order for . . . . . copy(s) of the new printing of "Hospital Planning" by Charles Butler and Addison Erdman at the price of \$15 a copy. I enclose payment of \$ . . . . . (For New York City delivery, add 30 cents for Sales Tax — \$15.30 in all.)

Name . . . . .

Address . . . . .

City . . . . . Zone . . . . . State . . . . .



232 pages . . .  
 size 8½ x 11 inches . . .  
 17 chapters . . .  
 profusely illustrated . . .  
 thoroughly indexed . . .  
 detailed table of contents . . .  
 stiff cloth binding . . .  
 Price \$15

### Hundreds of Illustrated Case-Studies

"Hospital Planning" presents the plans of fifty-one selected modern hospitals . . . represents the creative efforts of 30 architects. Includes 32 photographs . . . 11 site plans . . . 187 floor plans . . . 38 special unit plans of rooms, wards and departments . . . numerous construction details.

**THE AUTHORS**—Perhaps no other two authors are so well qualified by background and experience to write a volume of such broad scope and magnitude as those selected for this authoritative and technically difficult work.




**Charles Butler** has been closely associated with hospital planning throughout his broad professional career. As architect or consultant, his works include St. Luke's International Medical Center, Tokyo; War Demonstration Hospital at Rockefeller Institute; Goldwater Memorial Hospital.



**Addison Erdman**, holder of the A.I.A.'s Langley Fellowship for two successive years, is a consultant on hospitals for a number of architectural firms. His works include the Mobile Hospital Unit for the British Army in Egypt, the Private Patient Pavilion, Methodist Hospital of Brooklyn. Recently appointed as one of the five architects consultants for the Veterans Administration.

**HOSPITALS** selected for illustration include — Cornell-New York Medical Center, New York; Goldwater Memorial Hospital, Welfare Island, New York; Methodist Hospital, Brooklyn; General Hospital, Cincinnati; Saint Vincent's Hospital, New York; Community Hospital, Battle Creek; Saint Mary's Hospital, Rochester, Minnesota; American Memorial Hospital, Reims, France; Mallinckrodt Institute of Radiology, Saint Louis; Royal Victoria Hospital, Montreal; Rochester Municipal Hospital, Rochester, New York; Potts Memorial Hospital, Livingston, New York; Fort Sill Hospital, Fort Sill, Oklahoma. Saint Luke's Hospital, Spokane, Washington; Massachusetts General Hospital, Boston and many more.



## BEHIND TRANE HEATING AND AIR CONDITIONING--

### The Most Complete Line of Products in the Industry

Whatever the problem—whether heating an apartment—dehumidifying the air in a blast furnace—attracting mid-summer business to a restaurant—preventing ether explosions in a hospital operating room—Trane Heating and Air Conditioning Systems offer the correct solution. To make this versatility in heating and air conditioning possible, Trane furnishes the most complete line of products in the industry.

Trane products are developed, tested, and built to the highest engineering standards ... with the added advantage that every Trane product is designed to match every other Trane unit. Thus Trane systems give the performance that is only possible

when every component is operating in complete harmony with every other.

The completeness of the Trane line makes it possible for the architect, engineer, and contractor to specify from *one source* in planning Trane Heating and Air Conditioning Systems. Trane field offices in 85 principal cities co-operate with them.

\* \* \*

*The Convactor-radiator—modern successor to the old-fashioned cast iron radiator—has been engineered by Trane for universal application to steam and hot water heating systems, and is being produced in quantity so you can now secure it from local distributors' stocks.*

# TRANE


Manufacturing Engineers of Equipment for  
HEATING AND AIR CONDITIONING

THE TRANE COMPANY, LA CROSSE, WISCONSIN • Also TRANE COMPANY OF CANADA, LTD., TORONTO, ONTARIO




# CARDOX FIRE PROTECTION


Engineered to Fit Your  
Individual Requirements



Cardox Fixed Systems



Cardox Transitantk\*  
750 lbs. CO<sub>2</sub>



Cardox Fire Trailer\*  
750 lbs. CO<sub>2</sub> ... 32 gal. Foam solution



Cardox Airport Fire Truck



Cardox Fire Truck

Cardox engineered applications of low-pressure carbon dioxide give this fast-acting, non-damaging medium new effectiveness in conquering fires, large or small, both indoors and out.

Whether the hazard or combination of hazards calls for 500 pounds or 125 tons of Cardox CO<sub>2</sub>, a single Cardox System . . . with its compactly designed, centrally located Storage Unit—can be engineered to meet the specialized or varied fire problems involved. Cardox Mobile Units for indoor or outdoor protection put wheels under 750 pounds to 3 or more tons of carbon dioxide for instant use in any part of the property.

Utilized individually or in planned combinations, Cardox Fixed Systems and Mobile Units have given new scope to all the recognized advantages of CO<sub>2</sub> fire protection. Write for Bulletin 15107 and recommendations for Cardox engineered protection for the tough fire hazards that worry you.

\*Now available in many localities

**CARDOX CORPORATION**  
BELL BUILDING • CHICAGO 1, ILLINOIS  
District Offices: New York • Philadelphia • Pittsburgh • Cleveland  
Detroit • St. Louis • Los Angeles • San Francisco • San Diego

# CARDOX

CO<sub>2</sub> FIRE EXTINGUISHING SYSTEMS



## CUTTING CORNERS?

We need more homes, for more people, more than ever before—and we salute all who put their shoulders to the wheel, to devise the ways and means to help this nation build faster than ever.

But, in the hue and cry of this strenuous period of post-war adjustment there is one grave danger. We must not only build, we must also build durably and well.

In our hurry we should not discard old and proven materials merely for the sake of "cutting corners".

Lime plaster is one of those materials that have served us for centuries. Yet no better material for finishing walls and ceilings has so far been devised. Its monolithic character is without equal. It is durable and fire-resistant. So don't "cut corners" the wrong way. Only a first class plastering job takes care of walls and ceilings, and of all the corners the right way.

When it comes to a choice of finishing lime consider the brands shown here, long known for consistent quality, always uniform, scientifically processed from the world's purest dolomitic limestone. Look for the red zig-zag stripes, your guarantee of quality.

The Ohio Hydrate & Supply Co., Woodville, Ohio





# HERRING-HALL-MARVIN

## SINCE 1834

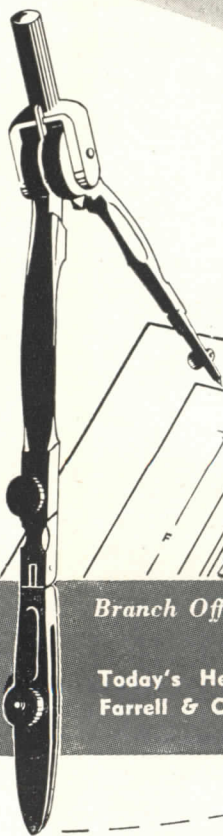
*Originators of Comprehensive Engineering Cooperation to the Architect . . .*

**A Great Safe Name . . . . . more  
respected today than ever before.  
Identifying the world's most finely  
engineered fire-and-burglar resistive  
equipment and devices for banks,  
commerce, industry and the home.**

ALL OVER THE WORLD

**HERRING-HALL-MARVIN SAFE CO.**  
HAMILTON, OHIO, U.S.A.

IT'S A SAFE NAME



*Branch Offices:* NEW YORK CITY • CHICAGO • WASHINGTON, D. C. • BOSTON • BUFFALO • PITTSBURGH  
DETROIT • ST. LOUIS • ATLANTA • HOUSTON • LOS ANGELES • SAN FRANCISCO • TORONTO

Today's Herring-Hall-Marvin is successor to Herring & Co., New York; Marvin Safe Co., New York;  
Farrell & Co., Philadelphia; Hall's Safe & Lock Co., Cincinnati; Remington & Sherman Co., Philadelphia

**EASY...**  
*does it.*



**GRAND RAPIDS**  
*Invisible*  
**SASH BALANCE**

**THE PRACTICAL SPIRAL SASH BALANCE**

**Easy to operate** . . . the touch of a finger is enough to raise or lower the ordinary sash.

**Easy to install** . . . just drive two fasteners and a screw, that's all! **Easy to specify** . . . because a few standard sizes fit 95% of your jobs. And it's the one balance that's ideal for repairing or modernizing and for narrow trim and corner windows. **Easy to sell** . . . supported by national advertising to 134,445,000 home-minded magazine readers. Tests in the laboratory and in thousands of homes assure smooth lifetime operation in all climates.

**Get Complete Installation Data**

See how Grand Rapids Invisibles save time and materials. Write TODAY for fully-illustrated specifications and installation instructions.



**GRAND RAPIDS HARDWARE COMPANY**

559 11th Street, N. W. • GRAND RAPIDS 2, MICHIGAN  
Quality Leaders in Sash Hardware for 50 Years

**GRAND RAPIDS SASH PULLEYS**

◀ No. 103 face plate, cone bearing type and Nos. 175, 109, 110 sawtooth drive type sash pulleys cover 95% of all sash pulley requirements. ▶



**Moultile FLOORS**  
**ESTABLISH NEW TRENDS**

It is no mere coincidence that Moultilite frequently goes into structures which give new direction to building trends. The explanation lies in Moultilite's ready versatility. In the new homes, designed without basements, Moultilite defies the alkali and moisture always present in ground floor cement. Over radiant heat, Moultilite has performed with distinction and efficiency. Wherever it goes, Moultilite brings agreeably quiet, foot-safe, foot-friendly comfort . . . and assurance of rugged durability.

Most of all, perhaps, Moultilite is so frequently used because its beauty sparks the designer's imagination. The clear, fresh colors, subtly interwoven with crisp, distinct veining, blend well with each other and with the general decorative scheme. As to design, there is literally no limit . . . and no costly special fabrication is required.


If you are not already acquainted with Moultilite, write today for free samples . . . and ask for a copy of our complete catalog. THOS. MOULDING FLOOR MFG. CO., 165 W. Wacker Drive, Dept. AR-10, Chicago 1, Ill.

**THOS. MOULDING**

*Moultilite*

**Flexible-Reinforced MASTER ASPHALT TILE**

*In Case Study House No. 2, Los Angeles, Cal., Moultilite floors are used throughout . . . in living room, bedrooms, bathrooms, kitchen and utility room. Sumner Spaulding and John Rex, Architects.*





## Are your clients bombarding you with **WATERPROOFING QUESTIONS?**



Today more than ever before, the public—your clients—are waterproofing conscious. For a ready reference, use Medusa Waterproofing literature. It tells the complete story of integral waterproofing, gives actual construction details, and shows why "built-in" waterproofing, made with Medusa Waterproofed Gray Portland Cement, is the best method to insure dry interiors.


This "built-in" waterproofing makes waterproofing jobs easy. Just specify Medusa Waterproofed Gray Portland Cement\*—the rest is automatic. That's because this cement has a waterproofing material mixed-in at the mill during manufacture. This means concrete made with Medusa Waterproofed Cement has the waterproofing "built-in" all the way thru. Waterproofing can't chip, peel, or crack because it is an integral part of the concrete. As long as there is concrete, there is waterproofing!

And Medusa "built-in" waterproofing is inexpensive—much less than the cost of the surface coats and repair bills. It requires no additional time or labor. It is mixed and placed exactly as regular gray cements, has the same structural strength,

but gives lifetime waterproofing as a bonus to your clients.

Let Medusa Waterproofed Gray Portland Cement make your waterproofing job easy. Specify it for all below grade and all above grade concrete that must repel or retain water. Thousands of buildings—small homes to large plants, built in the past forty years—attest to the fact that Medusa "built-in" Waterproofing is lifetime waterproofing.

*Send a postcard today for your free copies of "Integral Waterproofing Explained" and "How To Waterproof Concrete, Stucco, and Masonry."*



**MEDUSA PORTLAND CEMENT COMPANY**  
1015 Midland Building, Dept. "J" • Cleveland 15, Ohio

*\*Where Medusa Waterproofed Cements are not available, use Medusa Waterproofing Paste or Powder.*

**FIFTY-FIVE YEARS OF CONCRETE PROGRESS**

# MEDUSA

**PORTLAND CEMENT CO.**

1015 Midland Bldg., Dept. "J", Cleveland 15, Ohio

Gentlemen: Please send me copies of the books "Integral Waterproofing Explained" and "How to Waterproof Concrete, Stucco, and Masonry".


Name .....

Address .....

City ..... State .....

Also made by Medusa Products Company of Canada, Ltd., Paris, Ontario

PresTile National Advertising  
pre-sells your clients




**E**ACH month, through Better Homes & Gardens, American Home and other magazines, more and more homemakers are learning about the advantages of using Prestile . . . the quality tileboard with its plastic beauty baked in. While we are striving to meet overwhelming demand, Prestile continues to advertise as an aid to dealers, contractors and architects.

PRESTILE MANUFACTURING COMPANY  
2860 LINCOLN AVE., CHICAGO 13, ILL.

**PRESTILE**  
*"Its Plastic Beauty is Baked In"*

# PROMOTE SAFETY

IN THE HOME,  
IN INDUSTRY, AND  
ON THE FARM



Available in Ivory or Brown

**SPECIFY THE NEW COMPLETELY FOOLPROOF  
NO-SHOCK TWIN CONVENIENCE OUTLET**

HELP save a life by specifying this new, automatic-closing NO-SHOCK duplex receptacle. With its positive snap-back spring action, face is closed tight when plug is removed, thus assuring children and adults full protection from electric shock against which ordinary outlets cannot guard. Thick double walls of bakelite separating and insulating heavy duty terminals—lifetime spring action—firmer plug grasp, positive contact always. Ideal for farms and industries, especially where dust, dirt and water are major hazards. Recommended for use in flour and saw mills, grain elevators, etc. Closed cap keeps terminals dry and dust free.



Listed as Standard by Underwriters Laboratories.

**NO SHOCKS,  
NO BURNS,  
NO SHORT  
CIRCUITS.**



**WHERE DO YOU  
DRAW THE  
LINE IN  
PENCILS!**

Where do you draw the line in the selection of the material you work with! Are you satisfied with second best or do you want the very best? Do you look for the finest straight grained cedar and the smoothest lead? In short do you look for the KOH-I-NOOR pencil? Perfect uniform grading in every degree makes KOH-I-NOOR the PREFERRED pencil for the artist and technician.

Send for Leaflet No. 3



The **RIGHT** pencil for the **RIGHT** job  
KOH-I-NOOR PENCIL COMPANY, INC., BLOOMSBURY, NEW JERSEY



IN HOTEL, MOTEL AND MOTOR COURT installations General Electric Personal Weather Control keeps guests comfortable . . . builds transient trade.

IN OFFICE BUILDING, APARTMENT, AND HOSPITAL installations, General Electric Personal Weather Control offers an adaptable system to suit tenant and owner needs.



*Here's a  
NEW idea in*

# PERSONAL WEATHER CONTROL

*(and new equipment, too)*

IT'S A LOT EASIER now for an architect to design a personal weather control system for a multi-room building. Gone is the need for "fitting the building to the air conditioning system." General Electric has developed basic equipment units adaptable to widely varying requirements.

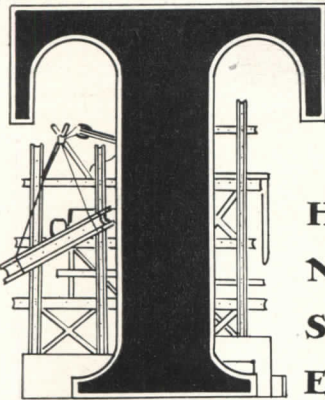
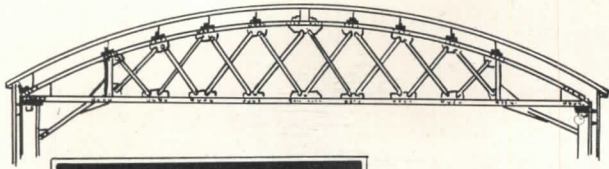
The General Electric central plant room air conditioner is a versatile element which architects and engineers can use for designing a practical air conditioning system. Clients, too, will be happy at the resulting economic balance between installa-

tion and operating expenses . . . which makes for low owning costs.

To give you full information on equipment for any type of system . . . from all central plant components to controls and individual room units, General Electric has established a force of field specialists. Call the local G-E air conditioning man today. He'll be glad to work with you in designing systems and selecting equipment. *General Electric Company, Air Conditioning Department, Section 74410, Bloomfield, New Jersey.*

**GENERAL  ELECTRIC**

*Better Air Conditioning*



**HERE IS  
NOTHING  
STRONG-  
ER THAN  
STEEL . . . AND THERE  
ARE NO FINER PRE-  
FABRICATED STEEL  
PRODUCTS THAN THOSE  
Made by GEO. L. MESKER  
STEEL CORPORATION**



Specify Mesker Prefabricated Steel Products in Your  
Next Construction Plans . . . You'll be Grateful for  
Your Good Judgment

**GEO. L.**

**MESKER**

**STEEL CORP.**

**EVANSVILLE 8, INDIANA**

MAKERS OF BETTER PRE-  
FABRICATED STEEL PRO-  
DUCTS FOR BUILDING CON-  
STRUCTION

Write Dept. A. For Catalog and Free Design Information

## EMPLOYMENT OPPORTUNITIES AVAILABLE

**SALESMEN:** An appealing sideline item is now offered in the Moleta Architectural Color Guide (See display advertisement on page 230). Substantial commissions paid. Write to Monroe, Lederer & Taussig, Inc., 606 N. American St., Phila. 23, Pa.

**ARCHITECTURAL DRAFTSMAN** — age 25, with 8 years combined drafting and construction experience, desires position in Columbus, Ohio. Possesses artistic imagination with a sound basic knowledge of structures and ability to produce neat, clear and practicable working drawings, as well as renderings and estimates. Box 260, ARCHITECTURAL RECORD, 119 W. 40th St., New York 18.

**WANTED:** By established architectural firm in Jackson, Mississippi, an architectural draftsman with design experience. In reply please state age, experience, education, and salary expected. Box 262, ARCHITECTURAL RECORD, 119 W. 40th St., New York 18.

**WANTED:** Experienced Architectural Draftsman. Permanent position with excellent opportunity for advancement. Advise experience and starting Salary. Work in Ohio. Box 264, ARCHITECTURAL RECORD, 119 W. 40th St., New York 18.

**DRAFTSMEN:** Columbia graduate, New York license examination last June, 3½ years experience — homes, schools, libraries, etc. in New York offices. Presently employed but desirous of position with small established architect's office anywhere in the country. Can offer excellent references. Box 266, ARCHITECTURAL RECORD, 119 W. 40th St., New York 18.

**EXCELLENT OPPORTUNITY** for office manager-designer in Architect's office. Right salary for the person so qualified. E. Oren Smith, Architect, Columbus, Georgia.

**WE HAVE AN OPENING** for young man with Architectural or Civil Engineering degree. After period of training, the successful applicant will be assigned to an area to contact architects and engineers, promoting the use of our manufactured products. State age, ambitions, education, experiences, qualifications, and salary expected. Reply to United Gypsum Company, Sales Personnel Department, 300 W. Adams Street, Chicago 6, Illinois.

**LOS ANGELES, CALIFORNIA:** Architectural firm of Austin, Field and Fry have permanent positions open for *senior* architectural draftsmen. Must be experienced in monumental, commercial, industrial and educational projects. Inform fully as to education, age, salary requirements and all other pertinent data. 629 Chamber of Commerce Building, Los Angeles, California.

**WANTED:** Instructor to teach structural design and related courses to architectural students. Apply to: Paul Weigel, Department of Architecture, Kansas State College, Manhattan, Kansas.

Right You Are, Mr. Whinston:

# PETRO LEADS BOTH WAYS

—*in comfortable heat for tenants*

—*in low costs for budget-makers*

Architects and engineers agree that automatic oil heat best combines heating comfort for tenants with low operating cost for budget-minded building owners and managers. And a substantial number of them, like Mr. Whinston, have found these requirements most fully met by Petro oil burning systems.

For shopping center or industrial plant, housing project or department store — for *any* industrial, commercial or residential building — Petro equipment is synonymous with reliable, efficient operation, true oil heating economy. That justly deserved reputation, acquired over many years, stems from the experienced engineering, trained craftsmanship and modern manufacturing facilities of the world's oldest and largest organization devoted exclusively to oil heating.

Your assurance is complete when you recommend Petro. In Mr. Whinston's words: "Petro systems . . . result in minimum costs . . . Petro equipment meets . . . high standards."

INDUSTRIAL MODELS: No. 5 or No. 6 fuel oil; manual, semi-automatic or automatic operation; 8 sizes to 450 bhp. Thermal Viscosity preheating.

DOMESTIC MODELS: No. 3 or lighter oils; conversion and combination-unit types, 7 sizes. Patented "Tubular Atomization."

FULL DATA on Petro Industrial Burners are in catalog files of Sweet's and Domestic Engineering. Details on Petro Domestic Burners available in separate catalog. Copy of either sent gladly on request.

**PETRO**  
REG. U. S. PAT. OFF.

**cuts steam costs**



Mr. B. H. Whinston, prominent New York architect of over 30 years' experience, has many outstanding buildings to his credit. Among these, which include housing developments, restaurant chains, commercial, industrial and institutional buildings, are such recent projects as a shopping center for Meriden, Connecticut; Roaman's Department Store, New York, N. Y.; and a housing project and shopping center in Flushing, Long Island.

*Says Mr. Whinston:*

*"Automatic operation of oil burning systems eliminates labor and, in my experience, oil heating provides comfortable heat which pleases the tenants and occupants of a building, and low costs which satisfy those who make up the budgets."*


*"Petro Systems fit into budget requirements and result in minimum costs for repair and maintenance. Petro equipment meets the high standards demanded of sturdy efficient heating systems."*

**PETROLEUM HEAT AND POWER CO. • Makers of Good Oil Burning Equipment Since 1903 • Stamford, Connecticut**

# TIME

## PROVES


### Galvanized (ZINC-COATED) Sheets Stay Stronger Longer



**34 YEARS . . .** Erected in 1913, and covered with heavy gauge galvanized sheets, this Tennessee concentrating plant of the A/Z Company, pictured at left, is still in excellent condition after more than three decades of service. Painted with Gray Metallic Zinc Paint in 1932.



**50 YEARS . . .** The galvanized metal roof on this old Missouri farm building has outlasted the building itself, and is still in good condition after half a century of service. Industry and the farm have long depended on galvanizing to protect iron and steel against costly rust. Builders know that as long as iron or steel is zinc covered, it *cannot rust*.



In building for the future, look to the past for proof of a building material's strength . . . durability . . . service. With *galvanized* (zinc-coated) roofing and siding you get the strength of steel . . . the rust protection of Zinc. So for low-cost, long-time service choose the building material that's proved by TIME itself . . . galvanized sheets. Send coupon for information about Zinc and how it helps keep buildings and equipment *stronger longer*.



This "Seal of Quality" is your guide to economy in buying galvanized sheets. Sheets bearing it carry at least 2 oz. Zinc per sq. ft.



## American Zinc Institute

ROOM 2602 • 35 E. WACKER DRIVE, CHICAGO 1, ILL.

### FREE BOOKLETS!

Send me without cost or obligation the illustrated booklets I have checked.

- Repair Manual on Galvanized Roofing and Siding
- Facts about Galvanized Sheets
- Use of Metallic Zinc Paint to Protect Metal Surfaces

Name \_\_\_\_\_

Address \_\_\_\_\_

Town \_\_\_\_\_ State \_\_\_\_\_

# 400 ideas

## for Store Architects and Designers

*Contemporary Shops in the United States*  
by EMRICH NICHOLSON

● It takes more than a giant's boot hung up outside a shop, or even a window full of wax mannequins, to impress a 1947 customer, and "Contemporary Shops in the United States" presents 400 alternatives that have worked. *Seventy leading architects* and designers planned these stores for progressive American merchants, and proved that *artistic integrity* can be combined with *good salesmanship*. The photographs, plans and descriptions which Mr. Nicholson has assembled show how good use can be made of *new materials* like glass, plastics and plywood, and how new developments in *air conditioning, acoustics, lighting and color psychology* can bait the buyer of the better mousetrap. This is a book to inspire the enthusiasm of both architect and client, to suggest fresh approaches and encourage the pioneer.

### Furs, Flowers and Floor Coverings

Among the types of shops and showrooms described are stores selling jewelry, glass and chinaware, gifts, handicrafts, corsets, hosiery, shoes, dresses, millinery, cosmetics, children's clothing, little girls' and infants' wear, linen, men's hats, sporting goods, radio and phonograph records, drugs, surgical supplies, seeds and plants, flowers and groceries; Junior League "Little Shops," department stores, tea rooms, restaurants, delicatessens, make-up salons, suburban specialty shops; and showrooms for garments, floor coverings, building products, silks, automobiles, furniture, tableware, handkerchiefs, books and toys.

**Be Prepared! With a million stores in America in need of face-lifting, architects who don't want to wait for the next store designing job to overtake them unprepared should get this book, absorb its ideas, and keep it handy to show prospective clients.**

Place your order *now* for "Contemporary Shops in the United States." 216 pages, 8½ x 11. Cloth bound. Heavy coated paper. 400 photographs, 22 plans. Second, enlarged edition. Simply fill in the coupon below, attach your check or money order for \$10.00, and mail today.

Book Department, *Architectural Record*  
119 West 40th Street, New York 18, N. Y.

Please send me \_\_\_\_\_ copy(s) CONTEMPORARY SHOPS IN THE UNITED STATES. Money order or check for \$ \_\_\_\_\_ enclosed. (Add 2% Sales Tax for New York City delivery . . . \$10.20)

Name \_\_\_\_\_

Address \_\_\_\_\_

City \_\_\_\_\_ Zone \_\_\_\_\_ State \_\_\_\_\_



**TWO  
IN  
ONE**



*Owner: Thomas Emery's Sons, Inc., Cincinnati. General Contractor: Frank Messer & Sons, Inc., Cincinnati. Architects: Skidmore, Owings & Merrill, New York. Consulting Engineers: Weiskopf & Pickworth, New York.*

The 19-story Terrace Plaza Hotel and Building project, now nearing completion in Cincinnati, offers something unique in commercial construction. That portion of the building comprising the first seven floors will be occupied by Bond and J. C. Penney. The upper portion of the structure commencing on the eighth (lobby) floor is to be an up-to-the-minute hotel featuring, among other innovations such as television in all public rooms, a winter outdoor skating rink which will be converted into a terrace cocktail room in summer.


Like many other buildings now under construction throughout the country, the Terrace Plaza has a framework of Bethlehem Structural Shapes.

**BETHLEHEM STEEL COMPANY, BETHLEHEM, PA.**

*On the Pacific Coast Bethlehem products are sold by Bethlehem Pacific Coast Steel Corporation*

*Bethlehem*  
**STRUCTURAL  
SHAPES**





As specialists in the fabrication of bronze, aluminum, steel and stainless steel, we offer our services wherever hollow metal doors, interior trim, elevator enclosures, office partitions, cold rolled mouldings and metal specialties are required.

## Beauty and Utility IN HOLLOW METAL

An example of Jamestown Metal Corporation's fine craftsmanship in the modern manner. The unusual treatment of these doors is typical of the versatility of Jamestown Metal artisans. Your inquiries will receive prompt attention.

Main Factories and Offices of Jamestown Metal Corp.



**Jamestown Metal Corporation**  
104 Blackstone Avenue  
Jamestown, N. Y.

Presbyterian Church of Roseland  
GEO. W. REPP, ARCHT.

**AMERICAN SCISSORS TRUSSES 50 Ft. Span**



*Church Trusses—any design*

25th Anniversary  1922-1947

**AMERICAN ROOF TRUSS CO.**

Phone PLaza 1772  
6846 STONY ISLAND AVE.  
CHICAGO, 49

Phone ADams 1-4379  
242 W. SANTA BARBARA AVE.  
LOS ANGELES, 37



**GENERAL CONTROLS . . .**  
THE ACKNOWLEDGED STANDARD IN  
AUTOMATIC PRESSURE, TEMPERATURE  
AND FLOW CONTROL UNITS

Here are a few of an outstanding line of controls for Industrial, Commercial and Domestic applications.

- \*ALL-GAS CONTROLS
- \*AIRCRAFT CONTROLS, ELECTRIC
- \*AUTOMATIC SAFETY PILOTS
- \*GAS REGULATORS
- \*LOW WATER CONTROLS
- \*GOVERNOR TYPE VALVES
- \*HI-LOW-OFF VALVES
- \*INDUSTRIAL VALVES
- \*LOW PRESSURE GAS VALVES
- \*MOTOR OPERATED VALVES
- \*MAGNETIC GAS VALVES
- \*PILOT BURNERS
- \*PILOT GENERATORS
- \*REFRIGERATION VALVES
- \*SOLENOID VALVES
- \*STRAINERS—RELAYS
- \*100% SHUT-OFF VALVES
- \*THERMOSTATIC CONTROLS
- \*TRANSFORMERS—SWITCHES
- \*THERMOPILOTS

Controls for air, water, steam, natural, manufactured and liquefied petroleum gases, light and heavy oils, etc., refrigerants such as: freon, methyl chloride, sulphur dioxide and ammonia. PROVED A. C. or D. C., normally closed or open type. High and low pressures and temperatures. **PROVED AND IMPROVED PERFORMANCE IS PROOF THAT YOU CAN'T BUY BETTER CONTROLS.**

**GENERAL CONTROLS**  
801 ALLEN AVENUE  GLENDALE 1, CALIF.  
Manufacturers of Automatic Pressure, Temperature and Flow Controls  
BRANCH OFFICES AND DISTRIBUTORS IN ALL PRINCIPAL CITIES

FOR COMPLETE SPECIFICATIONS  
REQUEST NEW CATALOG.

# STAINLESS STEEL



## *Out in Front To Stay*

The clean, modern lines of this street-floor facade are formed by seventeen panels of 26-gage stainless steel bonded to half-inch plywood. The three-foot-square panels are separated by stainless steel molding and centered by shadow boxes framed with the same enduring metal. On other jobs of this type too, architects are specifying stainless steel for designs requiring dignified beauty and a modern effect. If you'd like to read about the new uses of this beautiful but rugged metal in architecture and other fields, write to Department A-10 for our monthly publication ELECTROMET REVIEW.

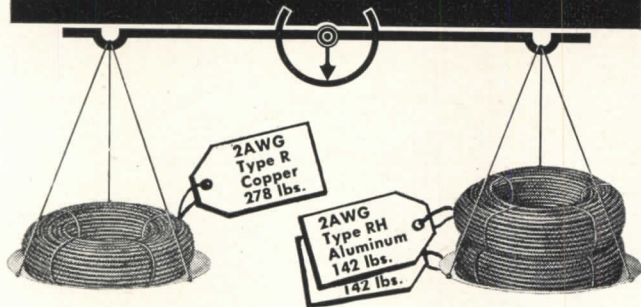
### **ELECTRO METALLURGICAL COMPANY**

Unit of Union Carbide and Carbon Corporation  
30 East 42nd Street  New York 17, N. Y.

**PRODUCERS OF ALLOYS THAT MAKE STEEL STAINLESS**

## Beautiful Enduring Strong Tough

## WEIGH THESE ADVANTAGES OF HAZARD Type RH ALUMINUM BUILDING WIRE




Cost Savings 10% to 40%  
Weight Savings 40% to 60%  
Easier to Handle and Pull

On the Basis of  
Current Carrying Capacity

### SEND FOR THE FULL FACTS

Bulletin H-407-AL contains all the facts you want to know — service experience, N.E.C. approval, comparison tables, dimensional data and jointing methods.

Hazard Aluminum Building Wire is available for prompt shipment. Hazard Insulated Wire Works, Division of The Okonite Company, Wilkes-Barre, Pennsylvania.



# HAZARD

6030

insulated wires and cables for every electrical use

## "I Specify SUPRO LUX

It's the Better Baked  
Fluorescent Glass Tubing."



Satisfied users have recommended SUPRO LUX Baked Fluorescent Glass TUBING for more than 12 years. Today Architects, too, recognize SUPRO LUX as *tops* for superior fluorescent lighting performance. SUPRO LUX research — workmanship — rigid inspection — have created the Baked Fluorescent Glass *they specify* for all types of Neon Signs and Cold Cathode Lighting.

### Specify SUPRO LUX


for years, the choice of the country's leading sign and lighting manufacturers.

- Controlled high temperature baking
- 12% to 15% Brighter color
- Economical, trouble-free use
- Precision coating
- No color variation
- Guaranteed satisfaction

**A SPECIAL SERVICE**  
SUPRO LUX is equipped to assist in the preparation of lighting specifications. Inquire for complete information.

**SUPRO LUX** MANUFACTURING CO., INC.  
127 West 17th St. • New York 11, N. Y.

SO WE MADE 3 GYMS  
in ONE!



## HORN FOLDING PARTITIONS HORN FOLDING BLEACHERS

FOR COMPLETE INFORMATION WRITE

**HORN BROTHERS CO.**  
FORT DODGE, IOWA  
ESTABLISHED 1909

## STOP that WATER with FORMULA # 640

### A Clear Liquid Waterproofing for Old or New Construction

**PENETRATES** deeply—one inch or more—is not a surface treatment. Brush, spray, or float on stone, cast stone, concrete, mortar, stucco, tile, brick, plaster, wood, wall board — any absorbent material.

**WATERPROOFS**, preserves, prevents dusting of floors, surface dirt washes away in rain.

**FORMULA No. 640** is a balanced formula of seven different waxes and resins in a hydrocarbon solvent.

**ACID-ALKALI proof** — does not oxidize, unchanged by temperature.

**PERFORMANCE** — It is our opinion it will last as long as the concrete, mortar, stucco, etc., lasts.

**OIL PAINT** saponifies on cement unless sealed first with Formula No. 640.

**APPLY** to either side: **The pressure side, or opposite side** — it is equally effective.

**HYDROSTATIC PRESSURE** — A 20 foot head has been held by Formula No. 640.

**CUTS WATERPROOFING COSTS** because it applies three times as fast as paint, requires no special technique. No preparation — comes ready to apply. Eliminates necessity of furring. Concrete floors and walls need no membraning.

**KEEPS IN ALL CLIMATES** • **HARMLESS TO USE**  
**GOOD COVERAGE** • **MODERATE PRICE**



WRITE OUR ENGINEERING DEPARTMENT for office test kit, technical data, or regarding any special problem.  
J. Wilbur Haynes, Engineer

**OTHER PRODUCTS:** Formula No. 640 Toxic, combines waterproofing with termite and fungus protection; cement hardener; cement paint; floor mastic; roof coatings, etc.

**HAYNES PRODUCTS CO.**  
4007 FARNAM STREET • OMAHA 3, NEBRASKA



**NOW STANDARD EQUIPMENT  
IN EVERY STATLER HOTEL**



**SPEAKMAN ANYSTREAM  
SHOWER HEADS**

When a job calls for showers . . . specify Speakman Anystream Shower Heads . . . the shower head chosen by leading hotels, clubs, institutions and by home owners all over the country. Anystream saves up to 58% on hot water consumption . . . cuts water and fuel bills. And, since Anystream is self-cleaning . . . the usual cause of shower maintenance is completely eliminated. Write for full information.

*"Established in 1869"*

**SPEAKMAN**  
SHOWERS AND FIXTURES

SPEAKMAN COMPANY, WILMINGTON 99, DELAWARE

A turn of the lever gives  
*Needle Spray for Stimulation.*



or *Regulay Spray*  
for Relaxation.



or *Flood Spray* for  
No-Splash Rinse.



*Never This!* The Anystream  
is self-cleaning.



**EASY TO READ  
DIAL  
THERMOMETER**

*Economize with* **POWERS**  
**TEMPERATURE REGULATORS**

Use a Powers No. 11 Temperature Indicating Regulator when you want the advantages of an easy-to-read dial thermometer combined with a dependable self-operating regulator. The dial thermometer gives a visual check on the performance of the regulator and makes it easy to adjust for the required operating temperature. Various dials and ranges are available.

Is Easy To Install—because both the thermometer and the regulator operate from the same thermal system—only 1 tapped opening is required. Write for Circular 2511. (71)

**THE POWERS REGULATOR CO.**  
2752 Greenview Avenue, Chicago 14, Illinois  
231 East 46th Street, New York 17, New York  
Offices in 47 Cities...See your phone directory.

CONTROLS HEATING OR COOLING MEDIUMS

**POWERS**

OVER 50 YEARS OF AUTOMATIC TEMPERATURE AND HUMIDITY CONTROL

THE  
COLOR  
MYSTERY  
SOLVED

Where, oh where, is the right color? You'll find a quick answer in the Moleta COLOR GUIDE. This handsome COLOR GUIDE gives a selection of 150 beautiful colors to show your clients...each tint displayed on a large page (9" x 15") and shown in true-life, right-on-the-wall effect... every tint from the palest to the darkest. And on the reverse of each sheet is given the exact mixing formula.

Write for your copy of the Moleta COLOR GUIDE—\$5.00, delivered anywhere in the U. S. A.


MONROE, LEDERER & TAUSSIG, INC.  
606 N. American St. Phila. 23, Pa.

**Moleta**  
**ARCHITECTURAL**  
FLAT OIL PAINT  
THE TRULY WASHABLE FLAT PAINT

**NEW!**  
**OZALID STREAMLINER**

- Reproduces architectural drawings in 25 seconds—also anything typed or printed on translucent paper.

- Moderately priced—designed for architects who want these extra values at no extra cost.



**Efficiency.** You get positive (not negative) prints direct from your tracings, which can be up to 42" wide, any length.

**Economy.** 8½ x 11-inch reproductions cost only one cent. Ozalid Streamliner soon pays for itself in day-to-day savings.

**Versatility.** Make 16 different types of Ozalid prints—each in the same manner, in seconds.

**Simplicity.** Anyone can feed originals and Ozalid sensitized material into Streamliner.

**Compactness.** Only 11 square feet of floor space is required.

Write today for free booklet No. 335 containing 16 types of Ozalid prints.

**OZALID**

Division of  
General Aniline and Film Corp.  
Johnson City, New York

Ozalid in Canada  
Hughes Owens Co., Ltd., Montreal



**U. S. MAIL CHUTES  
AND BOXES**

are manufactured in a factory built by us for this exclusive purpose and equipped with special machinery, insuring uniformity and quality of product.

Every department of our business—from drafting room to the final installation—is in charge of men with years of experience in meeting Architects' wishes in the planning and execution of our work.

Catalog in Sweet's

ESTABLISHED 1883

**Cutler Mail Chute Co**

ROCHESTER 7, N. Y.

### PC GLASS BLOCKS

transmit ample, diffused daylight which can be directed even to areas remote from the light source.

### PC GLASS BLOCKS


although translucent, are non-transparent and thus preserve privacy.

### PC GLASS BLOCKS

have insulating qualities that reduce the cost of heating and air conditioning, help maintain desired temperatures, decrease condensation, and minimize disturbing outside noises.

### PC GLASS BLOCKS

are smart, modern and attractive in appearance, yet harmonize perfectly with any style of architecture.



## One building material assures all these advantages

● Whether you are designing new buildings or modernizing old ones, be sure you have the latest information on PC Glass Blocks.

Send the convenient coupon today for complete information. No obligation. Pittsburgh Corning Corporation also makes PC Foamglas Insulation.

**PC GLASS BLOCKS . . . the mark of a modern building**



# GLASS BLOCKS

Distributed by PITTSBURGH PLATE GLASS COMPANY

by W. P. Fuller & Co. on the Pacific Coast and by Hobbs Glass Ltd. in Canada

FOR ADDITIONAL INFORMATION SEE OUR INSERTS IN SWEET'S CATALOGS

Pittsburgh Corning Corporation  
Room 676, 632 Duquesne Way, Pittsburgh 22, Pa.  
Please send along my free copy of your latest book on  
the use of PC Glass Blocks for  
 Commercial and Public Buildings.  
 Industrial Buildings

Name.....

Address.....

City..... State.....

**Every Architect  
should have these  
STEWART CATALOGS**

Catalog 82, Standard Iron Fences (with Channel Rails, Gates and Arches)

Catalog 80, Standard Iron Fences (with Angle Rails)

Catalog 83, Standard Chain Link Wire Fences and Gates


Catalog R-38, Railings, Pier Lanterns, Interior Gates, Veranda Work, etc.

Catalog W-40, Window Guards, Wire Mesh Partitions, Folding Gates, etc.

Catalog I-42, Industrial Fence Specifications Manual

These catalogs contain complete information on Stewart Iron and Wire Products. Check your file of Stewart literature. If you do not have all the catalogs listed above, we shall be glad to send them to you. Stewart also manufactures the following jail and prison equipment: Steel Cells, Bunks, Hinge and Sliding Type Doors, Locks and Locking Devices, Iron Stairways, Gratings, etc. Complete information on request.

**Stewart** IRON and WIRE THE STEWART  
FENCES IRON WORKS CO., Inc.  
1465 Stewart Block  
CINCINNATI 1, O.



Here is the trap for dripping heating mains, for unit heaters and on all applications where a heavy load requires the instant removal of all condensation practically at the same temperature as that of the steam. Also where process is temperature controlled. Operation is continuous, rapid and complete. Equipped with fully automatic air by-pass, actuated by a Sarco bellows. Air binding is impossible.

Low pressures ..... 0 to 15 lbs.  
MADE IN Medium pressures ..... 10 to 125 lbs.  
3 TYPES High pressures ..... 50 to 200 lbs.

Write for Catalog No. 450

208

**SARCO** SARCO COMPANY, INC.  
Empire State Bldg., New York 1, N.Y.  
SAVES STEAM SARCO CANADA, LTD., TORONTO 5, ONTARIO

*Lockwood*

**IDENTIFIES QUALITY  
IN BUILDERS' HARDWARE**

LOCKWOOD identifies its Builders' Hardware with this famous Trade Mark. You will find it on cylinder locks and keys, on mortise locks, on door closers . . . a symbol of enduring quality since 1882.

To the Architect the name LOCKWOOD also signifies a line of Builders' Hardware embracing all requirements, characterized by steady advancement in feature and design . . . and a company that never hesitates to give full and prompt co-operation.

We aim to keep it that way.

R-1

**LOCKWOOD HARDWARE MFG. COMPANY**

Division of Independent Lock Company

Fitchburg • Massachusetts

*Available Now!*

**CHENEY  
FLASHING**

*3-Way Bond*

16 OZ. COPPER

**CHENEY  
FLASHING  
REGLET**

16 OZ. COPPER

WRITE FOR  
DESCRIPTIVE FOLDER Dept. R

CHENEY FLASHING is again being made by the original inventor who pioneered the art of thru-wall flashing eighteen years ago.


No thru-wall flashing can operate successfully unless it has the two very important features that are found in CHENEY FLASHING—proven weep-hole drainage and the three-way bond, vertical as well as longitudinal and lateral.

Remember, the inferior two-way flashings, crimped copper and membranes, have neither the vertical bond nor do they drain moisture from the wall fast enough. Furthermore, their first cost advantage has disappeared because today Cheney Flashing is no longer a specialty—it's a standard commodity.


**CHENEY INDUSTRIES, Trenton, N. J.**



# FOR DEPENDABLE AIR CONDITIONING Use **YOUNG** Heating and Cooling Coils



Young Coils are used in the air conditioning systems of the Wisconsin Electric Power Co. in the Public Service Building, Milwaukee, Wisconsin for offices and the main auditorium.



Stuffy, indoor rooms now become comfortable and healthful with controlled, fresh-air conditioning by Young coils and air conditioning units. Since every job has a different set of requirements, the way to the best possible end result . . . to have the added assurance of unfailing efficiency and customer satisfaction . . . is to call on Young Engineers to recommend the proper equipment for the specific job. There are Young cooling coils and air conditioning units for

every conceivable size of installation . . . from the smallest home to the largest public building. Young Products have earned a reputation for long, trouble-free service . . . because Young has specialized in the design and manufacture of Heat Transfer Equipment for two decades! On your next heating and cooling job, do as architects and contractors everywhere are doing . . . call on Young's staff of trained engineers, without obligation.

## **YOUNG** HEAT TRANSFER PRODUCTS



**YOUNG RADIATOR CO.**  
Dept. 517-K Racine, Wis., U.S.A.

*Sales and Engineering Offices in all Principal Cities*

### **AUTOMOTIVE AND INDUSTRIAL PRODUCTS**

Gas, gasoline, Diesel engine cooling, radiators • Jacket water coolers • Heat exchangers • Intercoolers • Condensers • Evaporating coolers • Oil coolers • Gas coolers • Atmospheric cooling and condensing units • Supercharger intercoolers • Aircraft heat transfer equipment

### **HEATING, COOLING AND AIR CONDITIONING PRODUCTS**

Convectors • Unit Heaters • Heating coils • Cooling coils • Evaporators • Air conditioning units •

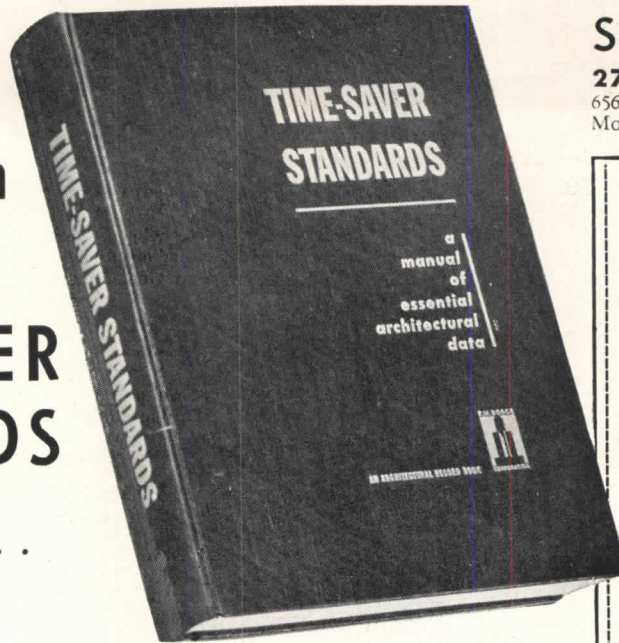
Available



Again

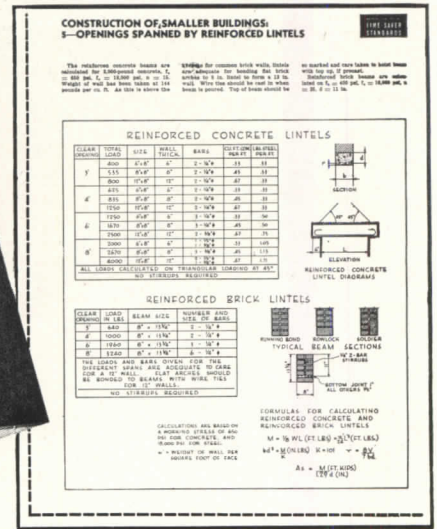
# TIME-SAVER STANDARDS

Architectural Record's  
ten-year collection . . .  
all in one volume



## Second Printing

277 Time-Saver Standards —  
656 Pages; 12-Page Master Index; Size 8½ x 11.  
More than 1,000 illustrations, charts, diagrams



IN RESPONSE to insistent demand for more copies, here, reprinted again in one volume of encyclopedic size, are virtually all the Time-Saver Standards ever published — 277 of them — exactly as they appeared originally in *Architectural Record* and *American Architect* during the past ten years — with one 12-page master index!

Just off the press, for immediate delivery to you, is this work of 656 pages, with a mailing weight of 4½ lbs., containing a complete collection of these now famous authoritative monographs on technical aspects of construction dealing with

- Architectural Design
- Materials Technology
- Engineering Data
- Building Practice

Designed for the practical guidance and every-day use of architects, engineers, specification writers and building technicians, TIME-SAVER STANDARDS will bring you a wealth of detailed information on design and building practice . . . carefully selected from the works of the nation's leading building designers and engineers.

### Well-Organized 12-page Index

This wealth of data is carefully organized and painstakingly presented. It is so thoroughly indexed that there are 1,856 references and cross-references . . . occupying *twelve pages* of closely set print.

Experience shows that a single item in TIME-SAVER STANDARDS can well save hundreds of dollars in economy construction . . . save many hours of *your* valuable time. Yet you can now place this concise and well-organized planning data at your command for the nominal sum of \$12.00 — provided you act now.

### Order Your Copy Now

The first printing of TIME-SAVER STANDARDS last November was sold out almost before publication. Now an unanticipated flood of re-orders — for extra copies and multiple copies — on top of new orders indicates the second printing will soon be snapped up.

So get your copy now. Don't get caught on a long waiting list. Simply fill out the coupon at right, attach your check or money order for \$12.00, and mail today. Your copy will be rushed to you without delay.

These telescopic outlines of only a very few of the 277 Standards give a quick idea of the detailed treatment accorded each subject.

**Dry-wall Construction.** Materials applicable. Fiber board. Fiber insulation board. Planks and tileboards. Hardboard, Gypsum wallboard. Plywood. Cement asbestos. Plastics. Composite and self-supporting walls and partitions . . . Advantages. Handicaps. Costs. Terminology. Classifications and sizes. Framing and furring. Joints. Nailing and cementing. Flexible fasteners. Finishing. Simplified practices. Uses. Applications. References.

**Heating—Unit Heaters.** Typical Heat sources. Boiler capacity. Characteristics. Location. Selection data. Capacities. Controls. Fresh Air connections. Pipe connections. Louvres. Grilles. Deflectors.

**Basement Waterproofing.** Impermeability of concrete cracks and joints in masonry. Hydrostatic pressure. Recommended concrete mixtures. Effect of curing time on permeability. Integral and membrane methods. Plastic and iron coating. Cement-base coatings.

**Folding Partitions.** Center hung doors. Pair-operated doors. Pockets. Passage through closed partitions. Door construction and soundproofing. Rolling partitions. Folding fabric partition.

**Lighting.** Recommended levels of illumination. Fixtures for filament and mercury lamps. Luminaire spacing. Room index. Coefficients of illumination. Layout suggestions. Conformity with structural design. Computed values of illumination. Lumen output of lamps.

**Noise Reduction Acoustical Materials.** A rule-of-thumb answer to what noise coefficient to use. Special applications. Materials for plastic application. Costs. Appearance. Design. Fire resistance. Light reflection. Heat transmission. Lighting. Pre-cast materials. Effect of paint. Acoustical Units: Wood framing; metal suspension systems.

ARCHITECTURAL RECORD BOOK DEPARTMENT  
119 West 40th Street, New York 18, N. Y.

Enter my order for \_\_\_\_\_ copies of the second printing of the 656-page TIME-SAVER STANDARDS at \$12.00\* a copy. I enclose \$\_\_\_\_\_


\* Add 24 cents for New York City delivery — \$12.24 in all.

Name \_\_\_\_\_

Address \_\_\_\_\_

City \_\_\_\_\_ Zone \_\_\_\_\_

State \_\_\_\_\_



# "SILVER SEAL" FOR SUPER SERVICE... in the York Turbo Compressor System

In "Silver Seal" York presents another exclusive advantage of the Turbo Compressor System . . . a newer and better way of sealing the non-ferrous tubes and tube sheets in the condenser.

Tubes are belled slightly, then silver brazed to the tube sheets, rather than being rolled and expanded in the old way. The result is freedom from the distortional stresses set up by rolling and from resultant leaks.

In renewing tubes, "Silver Seal"

makes it possible to *cut* out any individual tube easily and quickly with a hole-saw cutter and leave a hole of the original diameter. Thus, the new tube is easily inserted and silver-brazed in the same manner as the original. There's no place here for hammer and chisel!

In fact, a study of the whole York Turbo-Compressor System will reveal efficiency, economy and service features not to be found elsewhere. May we send you detailed information? York Corporation, York, Pa.

For Competent,  
Authoritative  
Assistance...

**QUICK!**

CALL ON THE FACTORY-TRAINED  
EXPERIENCED YORK ENGINEER  
IN YOUR NEIGHBORHOOD

York-trained, seasoned specialists in refrigeration and air conditioning, located at district headquarters throughout the United States are assisting architects, consultants and contractors . . . in planning, purchasing, installing and maintenance.

In the Central area, for example, District Manager Floreth (Hdqtrs Chicago) and his staff of sixteen sales engineers devote their full time to the problems of York customers in this region.



J. J. FLORETH  
District Manager

Assisted by:

G. W. Ashlock	S. M. Miner
W. E. Barnum	C. G. Quermann
H. G. Chapin	J. F. Raether
L. J. DuBois	K. A. Roffman
T. M. Hughey	G. A. Schuster
E. N. Kerrigan	B. O. Schwendener
I. F. Lounsbury	D. C. Warfield
R. E. Miller	F. E. Wilkes

**YORK** Refrigeration and Air Conditioning



HEADQUARTERS FOR MECHANICAL COOLING SINCE 1885

*Versatile*

in Performance  
as in Design

**Fabron**  
REG. U. S. PAT OFF

THE FUNCTIONAL WALL FINISH  
structural - decorative - practical - economical

completes the structure—decorates the wall  
withstands hard usage—resists impacts  
reinforces plaster—prevents cracks  
acts as a fire spread preventive

tested listed  
**Underwriters' Laboratories, Inc.**  
SPONSORED BY  
National Board of Fire Underwriters

**FREDERIC BLANK & COMPANY, INC.**

Established 1913

100 Park Avenue

New York 17, N. Y.

**DELANY FLUSH VALVES**



THE SIMPLEST, MOST EFFICIENT, AND EASIEST TO MAINTAIN FLUSHOMETER ASSEMBLY—with full protection against back-syphonage and resulting water contamination.

Illustrating  
DELANY FLUSH BOY  
and No. 50 VACUUM  
BREAKER

write for  
catalog

SINCE 1879  
**Coyne & Delany Co.**  
BROOKLYN N.Y.



*Always Specify*



**Olsonite**

**COSTS LESS** Latest electronic manufacturing methods plus high volume production put Olsonite ahead of the field both in low unit cost and in speed of delivery.

**LOOKS BETTER** Olsonite will not chip or mar and resists acid or cigarette burns. Non-corrosive brass hinges are covered with Olsonite so that no metal is exposed.

**LASTS LONGER** Solid homogeneous plastic construction has no core to split or warp. There are no joints, seams or crevices to give way.

WRITE DEPT. AR 10 FOR INFORMATION


**Swedish CRUCIBLE STEEL COMPANY**  
PLASTICS DIVISION  
8561 BUTLER AVENUE • DETROIT 11, MICHIGAN

**QUALITY AND PERFORMANCE GUARANTEED**

TO MEET



STANDARDS



**SEPARABLE SOCKET TYPE  
RLM STANDARD DOME**

Finest quality, durable and efficient for all industrial lighting.

ABolite reflectors are also made in *Easy Detachable, Threaded Neck and Formed Neck.*

The RLM label on an ABolite reflector signifies that it conforms with all the rigid specifications set by RLM Standards Institute, of which Jones Metal is a member.

New plant improvements, including a continuous furnace of latest design, has increased production which makes Jones your most dependable source of supply for porcelain enameled lighting reflectors.

You can depend on the "Old Reliable" ABolite... sold exclusively through wholesalers.

*Light Right with...*



THE JONES METAL PRODUCTS CO., WEST LAFAYETTE, OHIO

# KIMBERLY

*Carbo-weld*

## DRAWING PENCILS

### SMOOTH SAILING . . .

Work fairly breezes along . . . drawing seems easier with *smooth* KIMBERLY Drawing Pencils. Architectural renderings jump to quick life, details become neat and precise with Kimberlys.

Enjoy the benefits that come from better drawing with these pencils correctly suited to every drawing purpose. Draw with Kimberlys and have *smooth sailing* all the way.

#### KIMBERLY

Drawing Pencils

22 Accurate Degrees, 6B-9H, Extra B  
Layout Pencil, Tracing 1-2-3-4.

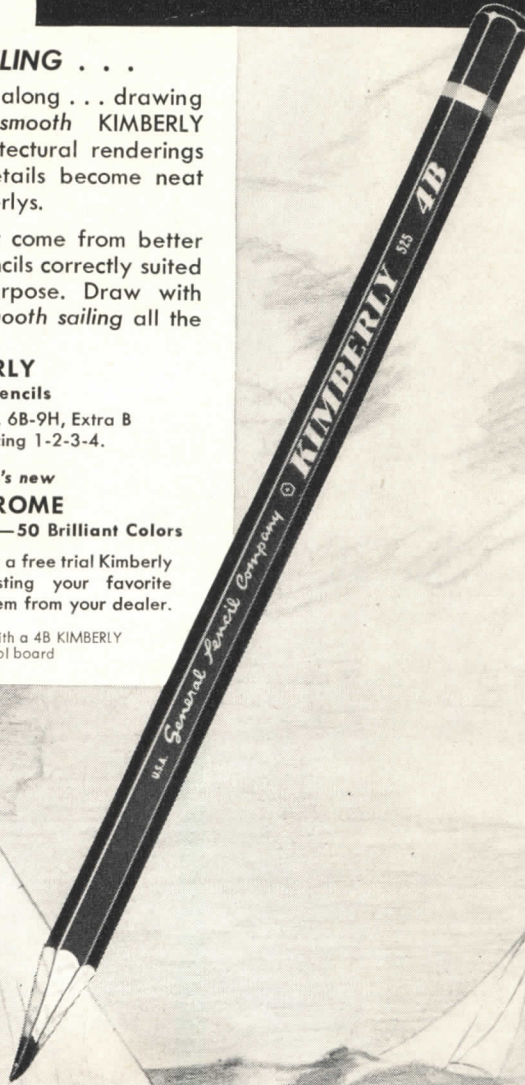
Try General's new

#### MULTICHROME

Colored Drawing Pencils—50 Brilliant Colors

Write to us—Dept. R—for a free trial Kimberly and Multichrome, requesting your favorite degree and color. Buy them from your dealer.

This drawing was made with a 4B KIMBERLY  
on smooth bristol board




FREDERICK SMITH



*Makers of Fine Pencils since 1889*


### GENERAL PENCIL COMPANY

67-73 FLEET STREET . . . JERSEY CITY 6, N. J.




## Hendrick Grille in linen closet door

In The Futura House, Portchester, N. Y., the architect used Hendrick Grilles (without glass) in doors of linen closets to permit full circulation of air to prevent mildew. Note attractive decorative effect.



Perforated Metals  
Perforated Metal Screens  
Architectural Grilles  
Mitco Open Steel Flooring,  
"Shur-Site" Treads and  
Armorgrids

**HENDRICK**  
*Manufacturing Company*  
38 DUNDAFF STREET, CARBONDALE, PA.  
Sales Offices in Principal Cities



Architect: Willa Mills, New York City

## Cabot's Creosote Stains DO DOUBLE DUTY

THERE'S no need to tell you that creosote is the best wood preservative known, but you may not know that Cabot's Creosote Stains contain 60% to 90% of undiluted creosote oil. That's *real protection* for shingles, clapboard or siding. And their texture-revealing transparency brings out the *natural grain*, gives wood *rich, lasting beauty*. Whether you're interested in brilliant hues or subtle weathering grays and browns, be sure to see Cabot's Creosote Stains before you specify.

FREE BOOKLET, "Stained Houses", contains complete information, color card and illustrations.

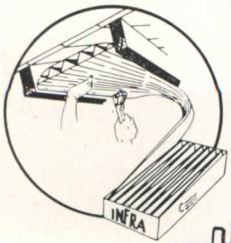
**SAMUEL CABOT, INC.**  
1297 Oliver Building  
Boston 9, Mass.



**IN SUMMER:** Double foil aluminum with triangular air cells **REJECTS** heat rays with *double efficiency* . . . equals 9 3/4" rockwool.

**IN WINTER:** Infra *conserves* heat with negligible conduction, and turns back 95% of heat-rays, giving unusual heating economy. Equals 6" rockwool.

**THE YEAR 'ROUND:** INFRA insulates against heat, vapor, condensation, fire, vermin and mold with unequalled efficiency. *Infra offers a clean, sanitary, light-weight insulation . . . easiest to handle, store, ship and install. Write for information and samples.*



THERMAL FACTORS STAMPED ON  
EVERY INFRA CARTON


REJECTS  
INFRA-RED RAYS

**INFRA**  
*Insulation*  
INCORPORATED  
10 MURRAY STREET - NEW YORK, N. Y.

ALUMINUM AND TRIANGULAR  
AIR CELLS  
CONSERVE WINTER HEAT  
REPEL SUMMER SUN

## • INVESTIGATE • COMPARE

★ You will assure long-term client satisfaction when you specify HAWS drinking water facilities for buildings you are designing now. Compare the features of available products. A thorough investigation will convince you, as it has many other architects and engineers, that HAWS Sanitary Drinking Fountains and HAWS Electric Water Coolers are most desirable for any type of building.



Model No. 8—Industrial Type Fountain


### Some HAWS Features . . .

#### DRINKING FOUNTAINS

Smart, Modern Styling  
Dependable, Functional Design  
Finest Materials and Workmanship  
Sanitary—easy to clean  
Convenient Flow Regulators  
Wide Selection of Models

#### ELECTRIC WATER COOLERS

Distinctive Design  
Large Cooling and Storage Capacity  
Dependable Refrigeration Units  
Low Cost Installation and Operation  
Perfect Sanitation—easy to clean top



Model No. 515—Beautifully Styled Electric Water Coolers

**HAWS**

WRITE TODAY for full information on HAWS Electric Water Coolers and Drinking Fountains

**HAWS DRINKING FAUCET CO.**  
1808 HARMON STREET (Since 1909) BERKELEY 3, CALIFORNIA  
Agents and Sales Representatives in All Principal Cities

# CASTELL LOCKTITE

the professional man's refill drawing pencil which embraces these exclusive features

**QUICK**—Just press your thumb on the button release. Eliminates two-hand screwing or turning operation.

**CLEAN**—No need to touch the lead and get graphite particles or dust on your fingers or smudges on your drawing. Hold point to paper, press button, lead can be adjusted upward or downward.

for drawing sketching retouching

## NON - BREAKAGE

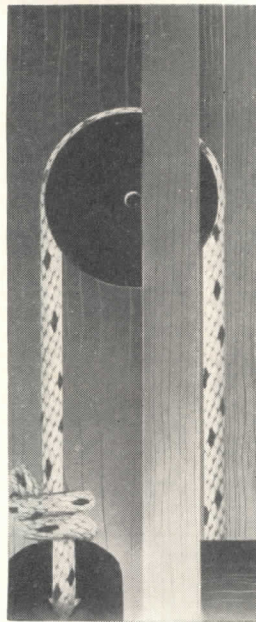
—an unusually fine precision collet supports the graded lead all the way around and prevents it from breaking or snapping off under greater than normal pressure during the pointing or sanding process or when in actual use.

Holds all standard makes of refill graded drawing and retouching leads. We recommend WINNER Techno-Tone 1930.

only \$1

at your Art Supply House,

Drawing Material Dealer, Blue Printer, Stationer or Photographic Supply Shop.



The Colored Spots are our Trade Mark, Reg. U.S. Pat. Off.

## SPOT SASH CORD


WITH WEIGHTS AND PULLEYS

— the one method of hanging windows that has been proved by generations of actual use to provide perfect and permanent balance.

SAMSON CORDAGE WORKS · BOSTON 10, MASS.

# Eye-light

YOUR MERCHANDISE



Cat. No. 351, semi-recessed eyeball. \$36 (150 watt reflector bulb)


CENTURY Lighting Equipment is ENGINEERED Lighting Equipment

**CENTURY LIGHTING, INC.**

419 West 55th Street, New York · 626 N. Robertson Blvd, Los Angeles

## A Memorial with a Voice

The California Tower of Balboa Park, San Diego, pictured here, houses a thirty-two note Maas Cathedral Chime



THERE is no more beautiful tribute to our loved ones than the music of a tower carillon. And there is no more beautiful carillon . . . for clarity of tone . . . for excellence of operation, than Maas Genuine Cathedral Chimes. Maas dealers everywhere are eager to show you how Maas Chimes can be installed to your best advantage. Write for descriptive literature

**MAAS CATHEDRAL CHIMES**

Room 21, 3015 Casitas Ave., Los Angeles 26, Calif.


# INDEX TO ADVERTISEMENTS

Catalogs of concerns marked (s)  
are filed in Sweet's File (1947)

s Adam, Frank Electric Company.....	85	s General Pencil Company.....	237	s Ozalid Products Division.....	230
s Adams & Westlake Company.....	74	s Grand Rapids Hardware Co.....	218	s Petroleum Heat & Power Company.....	223
s Air Reduction.....	24	s Guth, Edwin F., Co.....	39	s Pittsburgh Corning Corporation.....	231
Alan Wood Steel Company.....	30			s Pittsburgh Plate Glass Company.....	8-9-196-197
s Allied Chemical & Dye Corporation.....	38	s Hart & Hegeman Division.....	46	s Pittsburgh Reflector Company.....	181
s Aluminum Company of America.....	165-171	s Haws Drinking Faucet Co.....	238	s Porcelain Enamel Institute, Inc.....	29
s American Brass Company.....	27	s Haynes Products Company.....	228	s Portland Cement Association.....	78
s American Lumber & Treating Company.....	184	s Hazard Insulated Wire Works Division.....	228	s Powers Regulator Company.....	230
s American Radiator & Standard Sanitary Corporation.....	63	s Hendrick Manufacturing Company.....	238	s Prestile Manufacturing Co.....	220
American Roof Truss Company.....	226	s Herring-Hall Marvin Safe Co.....	217	s Pryne & Co., Inc.....	182
s American Steel & Wire Company.....	67	s Hillyard Sales Co.....	180		
s American Telephone & Telegraph Co.....	50	s Hope's Windows, Inc.....	62	s Radio Corporation of America.....	81
s American Tile & Rubber Co.....	166	s Horn Brothers Co.....	228	s Republic Steel Corporation.....	54
s American Zinc Institute.....	224			s Revere Copper & Brass, Inc.....	183
s Anaconda Copper Mining Co.....	27	s Imperial Brass Mfg. Company.....	6	s Reynolds Metals Company.....	163-175
s Anchor Post Products, Inc.....	182	s Independent Lock Co.....	232	s Richards-Wilcox Mfg. Co.....	168
s Anemostat Corporation of America.....	75	s Infra Insulation Inc.....	238	s Richmond Radiator Company.....	175
s Armstrong Cork Company.....	13	s Insulte Division.....	11	s Robertson, H. H. Company.....	57
s Arrow-Hart & Hegeman Electric Co.....	46	s International Nickel Company, Inc.....	192-193	s Rotary Lift Co.....	40
Asphalt Roofing Industry Bureau.....	31	s International Steel Co.....	185	s Russell, F. C., Company.....	212
s Barber-Colman Company.....	208	s Jamestown Metal Corporation.....	226	s Samson Cordage Works.....	239
s Barrett Division.....	38	s Jamison Cold Storage Door Company.....	83	s Sarco Company, Inc.....	232
s Bell Electric Company.....	220	s Johns-Manville.....	70-71	s Schlage Lock Company.....	174
s Bell Telephone System.....	50	s Jones Metal Products Co.....	236	s Scott Paper Company.....	207
s Benjamin Electric Mfg. Co.....	167	s Josam Manufacturing Co.....	177	s Seaportel Porcelain Metals, Inc.....	160
s Bennett-Ireland, Inc.....	210			s Security Lock Corporation.....	19
s Bethlehem Steel Company.....	72-225	s Kawneer Company.....	52-53	Serval, Inc.....	188-189
s Bigelow-Sanford Carpet Co., Inc.....	205	s Kimberly-Clark Corporation.....	211	s Sisalkraft Co.....	56
s Bird & Son, Inc.....	180	s Koh-I-Noor Pencil Co., Inc.....	220	s Sloan Valve Company.....	4th Cover
s Blank, Frederic, & Co., Inc.....	236			s Smith, H. B. Co., Inc.....	184
s Blue Ridge Sales Division.....	44	s Lawson, F. H. Co.....	206	s Speakman Company.....	229
Books.....	202-214-224-234	s Libbey, Owens-Ford Glass Company.....	44-209	s Stewart Iron Works Co., Inc.....	232
Borg-Warner Corp.....	49	s Lockwood Hardware Mfg. Co.....	232	s Streamline Pipe & Fittings Division.....	80
Brasco Manufacturing Co.....	76	s Lone Star Cement Corporation.....	1	s Supro-Lux Manufacturing, Inc.....	228
Bright Light Reflector Co., Inc.....	22	s Louisville Cement Company, Inc.....	17	s Surface Combustion Corp.....	194
s Bryant Electric Company.....	200			s Swedish Crucible Steel Company.....	236
s Bull Dog Electric Products Company.....	87	Maas Organ Company.....	239	Taylor Manufacturing Co.....	210
Burnham Corporation.....	82	s Macomber, Inc.....	176	s Tilatone Company.....	213
Burt Mfg. Co.....	12	s Mahon, R. C. Company.....	59	s Tracy Manufacturing Company.....	199
Byers, A. M. Co.....	4	s Marsh Wall Products, Inc.....	42	s Trade-Wind Motorfans, Inc.....	186
		s Martin-Parry Corporation.....	173	s Trane Company.....	215
s Cabot, Samuel, Inc.....	238	s Masland Duralather Company.....	86	s Trumbull Electric Manufacturing Co.....	25
s Cardox Corporation.....	216	s Master Builders Co.....	37	s Truscon Steel Company.....	54
s Carrier Corporation.....	66	McQuay, Inc.....	41		
s Ceco Steel Products Corporation.....	2-3	s Medusa Portland Cement Co.....	219	Union Carbide & Carbon Corp.....	227
s Celotex Corporation.....	153	s Melflex Products Co.....	206	s United States Gypsum Company.....	201
s Century Lighting, Inc.....	239	s Mesker Brothers.....	68	s United States Plywood Corp.....	77
s Cheney Industries.....	232	s Mesker, Geo. L., Steel Corp.....	222	s United States Rubber Company.....	21
s Corning Glass Works.....	64	s Michaels Art Bronze Company.....	16	s United States Steel Corporation Subsidiaries.....	20-67
s Coyne & Delany Co.....	236	s Milcor Steel Company.....	242	s Universal Atlas Cement Company.....	20
s Crane Co.....	58	s Minneapolis-Honeywell Regulator Co.....	88		
s Creo-Dipt Company, Inc.....	204	s Minnesota & Ontario Paper Company.....	11	s Vonnegut Hardware Co.....	241
s Curtis Companies Service Bureau.....	15	s Modine Manufacturing Co.....	23		
s Cutler Mail Chute Co.....	230	Monroe, Lederer & Taussig, Inc.....	230	s Wade Manufacturing Co.....	212
		s Moulding, Thos., Floor Mfg. Co.....	218	Wakefield, F. W. Brass Company.....	79
s Day-Brite Lighting, Inc.....	154	s Mueller Brass Co.....	80	s Walker Brothers.....	162
s Detroit Steel Products Company.....	65			s Webster, Warren & Co.....	186
s Duriron Co., Inc.....	178	s National Chemical & Mfg. Co.....	198	s Weis, Henry Mfg. Co., Inc.....	172
		s National Electric Products Corporation.....	55	s Werner, R. D. Co., Inc.....	204
Eagle Pencil Company.....	161	s National Gypsum Company.....	60	s Westinghouse Electric Corporation.....	3rd Cover
Electric Storage Battery Company.....	170	s National Lead Company.....	47	Westinghouse Electric Corporation — Elevator Division.....	158-159
Electro Metallurgical Company.....	227	s National Radiator Company.....	51	s Wing, L. J. Mfg. Co.....	14
s Ellison Bronze Co., Inc.....	208	Nesbitt, John J., Inc.....	69	s Wood Conversion Company.....	187
Employment Opportunities.....	222	Norfolk & Western Railway.....	45	s Woodwork Corporation of America.....	191
s Enterprise Engine & Foundry Co.....	32	Norge Division.....	49	s Warthington Pump & Machinery Corp.....	203
				Wurlitzer, Rudolph Co.....	61
Faber, A. W., Inc.....	239	Ohio Chemical & Mfg. Company.....	195		
Faber, Eberhard.....	18	Ohio Hydrate & Supply Co.....	216	s Yale & Towne Mfg. Co.....	33-36
s Facing Tile Institute.....	179	Okonite Company.....	228	s York Corporation.....	235
s Federal Electric Products Company.....	73	s Otis Elevator Company.....	84	s Young Radiator Co.....	233
s Fitzgibbons Boiler Company, Inc.....	156	s Owens-Illinois Glass Company.....	48		
s Flintkote Company.....	2nd Cover				
s Formica Insulation Co.....	169				
s General Aniline & Film Corp.....	230				
s General Controls.....	226				
s General Electric — Air Conditioning.....	221				
s General Electric — Wiring—Merchandise.....	43-190				

NEW YORK — H. Judd Payne, General Manager; Robert F. Marshall, Business Manager; Tom Tredwell, Advertising Mgr.; Benton B. Orwig, Creative Service Manager, 119 West 40th Street; BOSTON — Harry M. Horn, Jr., 855 Park Square Bldg.; CHICAGO — Jack Casey, C. B. Riemersma, 700 Merchandise Mart; CLEVELAND — John C. Jackson, 321 Hanna Bldg.; LOS ANGELES — Bob Wettstein, Room 816, 816 West 5th St.; PHILADELPHIA — Tom Tredwell, 1321 Arch St.; SAN FRANCISCO — Bob Wettstein, 1085 Monadnock Bldg., 681 Market St.





# The SURE Way Out

Von Duprin Drop Forged Exit Devices on the doors provide the surest, safest, fastest way out of buildings. They withstand the wear and tear of daily use—and still have the reserve to meet the violent demands of the crucial moment. Under any conditions they are easily operated, even by small children. Furthermore, over the life of the building, their cost per year is far lower than that of less sturdy devices.


*See Sweet's  
Catalog,  
17 b/6*

*Listed by  
Underwriters'  
Laboratories, Inc.*

**VON DUPRIN DIVISION  
VONNEGUT HARDWARE CO., INDIANAPOLIS, INDIANA**

# Von Duprin

TRADE MARK REG.



Illustrated are models of the Institute of the University City of Caracas, Venezuela. Architect: Eggers & Higgins, New York, N. Y. Contractor: Geo. A. Fuller — Merritt, Chapman & Scott Assoc., New York, N. Y.

*In the Institute of the University City of Caracas, Venezuela*

## Milcor Steel Building Products

**help protect plaster beauty . . . contribute to ease and economy of maintenance . . .**

For plaster surfaces that are permanently beautiful — and for practical utility — it pays to incorporate Milcor Steel Building Products in your designs and specifications.

The Milcor organization has the experience and "know how" to help you attain especially satisfactory results with fireproof construction — on large projects like the one illustrated or on smaller structures

In metal lath, corner beads, metal trim, casings, and window stools, Milcor leads the field.

Consult the catalog of Milcor Steel Building Products in Sweet's, or write today for the Milcor Manual.

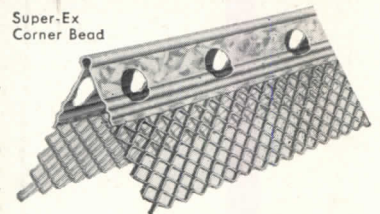
### MILCOR STEEL COMPANY

*Inland Steel Products*  
MILWAUKEE 1, WISCONSIN

Baltimore 24, Md. Chicago 9, Ill. Buffalo 11, N. Y.  
Cincinnati 25, Ohio Cleveland 14, Ohio  
Kansas City 8, Mo. Detroit 2, Mich. Los Angeles 23, Calif.  
New York Office: 353 Danforth Ave.  
Jersey City 5, N. J.

F-290

Super-Ex Corner Bead



#### Milcor Expansion Corner Beads

Give plaster corners the double reinforcement of a metal bead and expanded metal wings; vulnerable points are protected against unsightly cracks, chipping, or cleavage.


Style K — with expansion wings



#### Milcor Metal Access Doors

Ready to install flush with finished wall or ceiling surface. Require no special framing. Permit key points in plumbing, heating, electrical, and refrigeration systems to be reached conveniently. Styles are available for use with all modern materials, such as plaster, masonry, brick, stone, tile, acoustical material, wallboard, etc.

No. 3 Expansion Base Screenshot



#### Milcor Expansion Base Screens —

Provide permanent separation between plaster and flush cement base. Expansion wings of strong mesh lath reinforce against cracks at juncture.

