


# A new future for your drawings!



**1. Now any of your drawings** can be reproduced in black, blue, red, or sepia lines on white or tinted paper. Thus, you can "color code" your prints . . . speed routing . . . eliminate errors.


**2. You can always match** the job at hand. For example: If grease and grime abound in the shop you can practically eliminate replacements by ordering Ozaplastic prints.

These durable prints are oilproof, waterproof—can be cleaned in seconds with a damp cloth.

**3. You can improve** on your best drawing by ordering Ozacloth or Ozalith translucent "masters." These new materials increase the line densities of your original . . . are plastic-coated . . . oilproof, waterproof . . . turn out Ozalid prints of maximum visual density.

**4. Speed Design Changes**—Ozalid Intermediate Prints are duplicate transparencies—on paper, film, cloth, or plastic, which permit time-saving corrections or changes in your drawings.

Using Ozalid foils, you can combine on *one* print the details of separate, but related, drawings. And new Ozachrome even allows you to make transparent overlays in full color.



**Always the same simple operation**—Exposure and Dry Development—to produce the desired type of Ozalid print.

**And speed?** Standard Ozalid prints are produced in 25 seconds—or less! Each a positive copy produced directly from your original drawing.

*New Free Booklet!*



See all the Ozalid prints you can make . . . and learn specifications of complete line of Ozalid machines. There's one for you.

**OZALID** A Division of General Aniline & Film Corporation  
Johnson City, New York

DEPT. NO. 134

Gentlemen: Please send free booklet of Ozalid prints . . . and machine catalog for all printmaking requirements.

Name \_\_\_\_\_

Position \_\_\_\_\_

Company \_\_\_\_\_

Address \_\_\_\_\_

Ozalid in Canada—Hughes Owens Co., Ltd., Montreal

**Why**

**OPEN-WEB**



*In construction products* **CECO ENGINEERING**

# STEEL JOISTS ?

... Because for light-occupancy buildings that are fire and sound resistive, Open-Web Steel Joist Construction is the most economical way to build

Building men throughout the country are making greater use of Open-Web Steel Joists for construction of light-occupancy buildings such as commercial structures, stores, schools, dormitories, hospitals, apartments and residences. The reasons: The cost is low, the construction is light, and the resulting building is fire and sound resistive, termite proof and non-shrinking. The "dead load" is amazingly low—less than forty pounds per square foot with a two-inch concrete top slab and a plastered ceiling. This light weight reduces the size of footings, columns and beams.

## WHY SPECIFY CECO?

Thirty-six years of construction experience in the field, on the job, has given Ceco a sure grasp of building problems. This fund of knowledge is yours to command from 23 strategically located offices and warehouses coast-to-coast. Ceco Steel Joists are designed and fabricated in accordance with the standard specifications of the Steel Joist Institute and simplified recommendation R94-30 of the United States Department of Commerce. They are fabricated to exact size in the factory, come to the job tagged, ready to install.

## CECO STEEL PRODUCTS CORPORATION

GENERAL OFFICES: 5601 West 26th Street, Chicago 50, Illinois

Offices, warehouses and fabricating plants in principal cities

See Ceco catalogs in Sweet's Architectural File or send for free descriptive literature

**CECO  
STEEL**


*makes the big difference*



**FASTER**—Ceco Open-Web Steel Joists are light and easy to install. Special equipment and falsework are unnecessary. This results in speedy erection and minimum interference with other building trades on the job.



**ECONOMICAL**—Ceco's Open-Web Steel Joists are self-centering. The form work for the concrete slab—usually metal rib lath or steeltex—rests directly on the steel joists without other support from the under side.



**CONCEALS CONDUITS**—Ceco Open-Web Steel Joists provide a ready means of concealing ducts, wiring and piping. Space is saved by direct attachment of ceiling to joists. Time and materials are saved, too.

### Partial List of Ceco Products

METAL RESIDENCE CASEMENTS • INDUSTRIAL WINDOWS AND DOORS • METAL FRAME SCREENS • ALUMINUM FRAME STORM WINDOWS • ALUMINUM COMBINATION STORM WINDOW AND SCREEN UNITS • METAL LATH AND ACCESSORIES • STEELFORMS • REINFORCING BARS • STEEL JOISTS AND ROOF DECK • HIGHWAY PRODUCTS • CORRUGATED ROOFING AND ACCESSORIES • VENTILATORS





## Ford Motor Company uses *BYERS WROUGHT IRON PIPE*

*to cut  
maintenance  
costs*

The new Lincoln-Mercury assembly plant at Metuchen, N.J., naturally reflects the latest ideas and developments in every detail of design and construction . . . including major emphasis on the elimination of excessive maintenance. Ford Motor Company engineers specified wrought iron to forestall corrosive attack in certain services. One—illustrated—is recirculating water lines for washing air in the paint spray booths. Another—for which part of the pipe stock is shown—is a water cooling system for transformers to press machinery. The fabricator on this job was Consolidated Installations, Inc.

### WATER HAZARD

With all the variety of fluids that piping is called on to handle today, water is still Public Enemy No. One in causing excessive repairs, and excessive replacements. Supplies vary widely in analyses. Only individual study and expert interpretation can predict the probable effect on piping. And only long familiarity with the performance of pipe materials under these varied conditions can provide a safe, sound basis for foretelling performance. A. M. Byers Company has the facilities and the accumulated experience to give right answers to these perplexing questions. And wrought iron has the inherent corrosion-resistance needed to successfully combat attack, in a large majority of situations.



### INHERENT RESISTANCE

The corrosion-resistance of Byers Wrought Iron pipe comes directly from the unique structure and composition of the material. Tiny threads of glass-like silicate slag, distributed through the body of high-purity iron, halt and "detour" corrosive attack. The threads also help anchor the initial protective scale, which shields the underlying metal.

### ASK FOR DETAILS

A knowledge of the character, manufacture, and properties of

wrought iron is an excellent first-step in applying it correctly. Our booklet, "The ABC's of Wrought Iron" covers this entire subject. We will be glad to send you a copy. If you have any specific questions in connection with projected jobs, ask a representative, or the nearest District Office, for information.

A. M. Byers Co., Pittsburgh, Pa. Established 1864. Boston, New York, Philadelphia, Washington, Atlanta, Chicago, St. Louis, Houston, Salt Lake City, Seattle, San Francisco. Export Division: New York, N.Y.

CORROSION COSTS YOU MORE THAN WROUGHT IRON

**BYERS**  
GENUINE WROUGHT IRON  
TUBULAR AND HOT ROLLED PRODUCTS  
ELECTRIC FURNACE QUALITY ALLOY AND STAINLESS STEEL PRODUCTS

**WHO DESIGNS AMERICA'S HOUSES? . . . . . 81**  
 An Editorial . . . by Kenneth K. Stowell

**BUILDING TYPES STUDY NO. 141 . . . HOUSES . . . . . 82**

**MAIN ROADS TO BETTER HOUSE ARCHITECTURE . . . . . 82**  
 By Arthur McK. Stires

**PROJECTS**

Home for Mr. and Mrs. M. P. Davison, Fresno, Calif. Wurster, Bernardi & Emmons, Architects . . . . . **88**  
 House on Lake Michigan. George Fred Keck, William Keck, Architects . . . . . **92**  
 House for Mr. and Mrs. R. W. Chamberlain, Kensington, Conn. Moore & Salsbury, Architects . . . . . **97**  
 House for Capt. and Mrs. W. S. Chitarin, Carmel, Calif. Albert Henry Hill, Designer . . . . . **100**  
 Residence of Mr. and Mrs. Ted Bonnet, Hollywood, Calif. Richard J. Neutra, Architect . . . . . **103**  
 Residence of Mr. and Mrs. William B. Schimmel, Tucson, Ariz. Richard A. Morse and William Y. Peters, Architects . . . . . **106**  
 California Beach-House for Mr. and Mrs. Welton Becket. Wurdeman and Becket, Architects . . . . . **109**  
 Home of Mr. L. Brooks Martin, Bryan, Texas. L. Brooks Martin, Architect . . . . . **112**  
 House for Mr. and Mrs. Rubin Sabsay, Los Angeles, Calif. J. R. Davidson, Designer . . . . . **114**  
 House for Mr. and Mrs. Albert Tarter, Los Angeles, Calif. Gregory Ain, Joseph Johnson & Alfred Day, Architects . . . . . **117**  
 Residence of Mr. and Mrs. H. Barney Crawford, Oklahoma City, Okla. Walter T. and Robert W. Vahlberg, Architects . . . . . **120**

**THE POSSIBILITIES OF TWO-LEVEL SUPERBLOCKS . . . . . 122**

**AN OPTOMETRIST'S SHOP WITH OPEN VISION . . . . . 126**  
 Wilmington, Calif. Louis Shoall Miller, Architect

**OFFICES AND SHOWROOMS WITH A SPECIALTY SHOP AIR . . . . . 128**  
 Lily of France Corset Company, New York City. Leon and Lionel Levy, Architects

**WHERE ONE STORE EQUALS TWO. . . . . 132**  
 C. H. Baker Shoe Store, Glendale, Calif. Gruen and Krummeck — Victor Gruen, Architect

**ARCHITECTURAL ENGINEERING . . . . . Technical News and Research . . . . . 135**

**OFFICE DISPLAYS NOVEL IDEAS . . . . . 135**

**ELECTRIC RADIANT HEATING SYSTEMS . . . . . 138**

**TIME-SAVER STANDARDS . . . . . Kitchen Lighting Tests . . . . . 143**

**PRODUCTS . . . . . for Better Building . . . . . 152**

**MANUFACTURERS' LITERATURE . . . . . 174**

**THE RECORD REPORTS . . . . . News from the Field . . . . . 7**

**CONSTRUCTION COST INDEXES . . . . . 26**

**REQUIRED READING . . . . . 28**

**PUBLIC HOUSING IN ORLEANS . . . . . 168**  
 By Léandre Vaillat

**EMPLOYMENT OPPORTUNITIES . . . . . 200**

**INDEX TO ADVERTISEMENTS . . . . . 242**

# ARCHITECTURAL RECORD



Copyright 1948 with all rights reserved F. W. DODGE CORPORATION • Publishing Director, Magazine Division, H. Judd Payne • **EDITORS:** Editor-in-Chief: Kenneth Kingsley Stowell, A.I.A.; Managing Editor, Emerson Goble; Senior Associate Editor, Douglas Haskell; Associate Editors, John W. Ragsdale, Florence A. van Wyck; Assistant Editor, Robert E. Fischer; Western Editor, Elisabeth Kendall Thompson; Associate in South America, Edmund J. Whiting, A.I.A. • **ART DEPARTMENT:** Myron S. Hall, 3rd, Director; Frances Torbert, Assistant; Peter Piening, Consultant; Sigman-Ward, Drafting • **CONSULTANTS:** Industry Relations Consultant, Thomas S. Holden; Statistical Consultant, Clyde Shute; Building Economics Consultant, Norbert Brown; Field Research Consultant Clifford Dannels, Jr.

Architectural Record (combined with American Architect and Architecture) is published monthly by F. W. Dodge Corporation, 10 Ferry St., Concord, N. H., with Editorial and Executive Offices at 119 West 40th Street, New York, N. Y. Western Editorial Office, 2813 Channing Way, Berkeley, Calif. Thomas S. Holden, Pres.; Howard J. Barringer, Vice-Pres. and Treas.; Irving W. Hadsell, Vice-Pres.; Chauncey L. Williams, Vice-Pres.; Sanford D. Stockton, Jr., Secy.; Walter F. De Saix, Asst. Treas.; Edwin H. Freed, Asst. Treas. Member Audit Bureau of Circulation and Associated Business Papers, Inc. Architectural Record is indexed in Reader's Guide, Art Index and Industrial Arts Index. Subscription rates: United States and Possessions, Canada, Cuba, Mexico, Central and South America, and Spain, \$4.50 the year, \$7.50 for two years, \$9 for three years; elsewhere, \$6.50 the year, \$11.50 for two years, \$15 for three years. Single copy, \$1. Circulation Manager: Marshall T. Ginn. Every effort will be made to return material submitted for possible publication (if accompanied by stamped, addressed envelope), but the editors and the corporation will not be responsible for loss or damage. Other Dodge Services: Real Estate Record & Builders' Guide, Sweet's Files, Home Owners' Catalogs, Dodge Reports & Dodge Statistical Research Service.

# Watrous products for hospitals

*... Render vital services dependably, economically*

Here are some products you will want to know about for hospital work. They have been specially developed for hospital service, to offer every measure of convenience and dependability. Based on long experience, they are part of the complete Watrous line of Flush Valves and Soap Dispensers. You will find these Watrous Products serving in many of the nation's finest hospitals and institutions.


Full information, and specifications, are in your Sweet's Architectural File. Or write for Catalog No. 448-A on Watrous Flush Valves, and Catalog No. 470 on Watrous Soap Dispensers.

**THE IMPERIAL BRASS MFG. CO.**  
1240 W. Harrison St., Chicago 7, Ill.

## Watrous Flush Valves

In hospitals the use of special fittings to clean bed pans presents the problem of drippings every time the fitting is used. Watrous Flush Valve Combination M-467-VB answers this problem. It has an integral drip receptor in which the cleaning nozzle is placed after use. Accumulated drippings flow through a simple check valve into the flush connection and down into the bowl. This combination eliminates the expense of special bowls or tanks . . . keeps fitting and hose up out of the way.

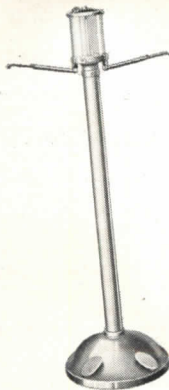
Like all Watrous Flush Valves, it offers such basic superiorities as self-cleansing by-pass, water-saver adjustment, self-tightening handle packing, single-step servicing. Silent Action equipment can also be provided.




## Watrous Soap Dispensers



**M-184** Knee-operated dispenser, for installation on lavatories. Delivers measured quantity of soap when knee-fork is pressed in.



**M-1030** Portable floor-type foot-operated dispenser. Delivers measured quantity of soap when treadle is pressed. Telescoping spouts swing horizontally.



**M-813** Foot-operated dispenser, for installation on lavatories. Operated by foot pedal which fastens to floor for rigid installation.

**New M-836** Portable or table type dispenser. Ideal for nurseries. Delivers measured quantity of soap at each push of the plunger.



**New M-856** Portable or table type dispenser. Pressing button on base with back of the hand delivers continuous flow of soap. Stops automatically when hand is removed.

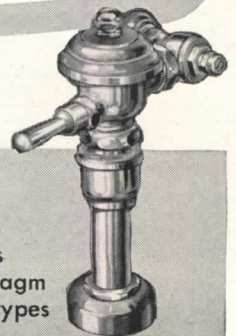


# Watrous

Soap  
Dispensers  
The most  
complete line on the market



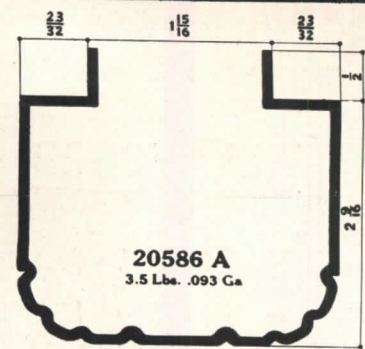
Adjustable  
Flush Valves  
Both diaphragm  
and piston types







I. MAGNIN & CO.



Nickel silver extrusions from Anaconda die 20586A form mullions extending from floor to top of glass facade at either side of doors.



Nickel silver extrusion from Anaconda die 4591K is employed in door frames.



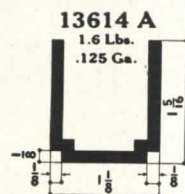
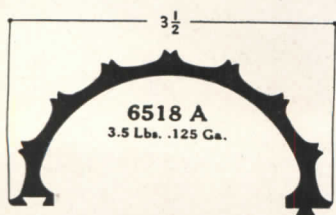
# Bronze and Nickel Silver

accent I. Magnin Stores in California

**N**ICKEL SILVER in combination with bronze provides striking beauty and lasting dignity in the new I. Magnin Stores in Beverly Hills, Los Angeles and San Francisco.

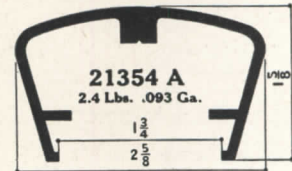
Illustrated on these pages are views of the Beverly Hills Store, exemplifying the treatment worked out for all ornamental metal work in all three stores by the late Timothy L. Pflueger, Architect. Exterior work for this store was executed by A. J. Bayer Company, interior by Cochran-Izant Co. The general contractor was The William Simpson Construction Company.

Entrance trim, doors, show window framing and handrail and balustrade shown in front and rear entrances above are of extruded nickel silver. Base mouldings are of nickel silver sheet.



Bronze columns for the screen above are formed of extrusion from Anaconda die 6518A, and muntins retaining the glass are bronze extrusions from die 13614A.





Nickel silver extrusion from Anaconda die 21354A forms handrail over nickel silver balustrade at rear entrance.

At left, screens on the first floor are formed of glass panes in extruded architectural bronze frames, while showcases and shadow boxes (display cases let into wall at left) are also executed in extruded bronze.

On the second floor, extruded nickel silver shapes were used in the base moulding around the entire floor, in the display cases, mirror trim and in framing glass screens and archways between departments.

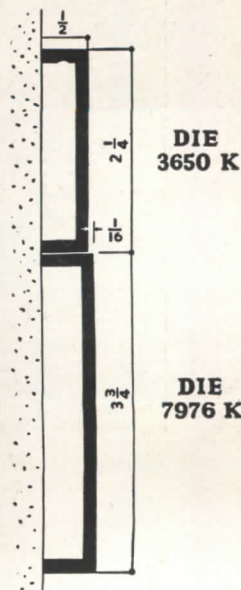
Such ingenious use of bronze and nickel silver forms a lasting tribute to the artistry of both architect and fabricators. Their selection of Anaconda Architectural Shapes for their work is a tribute not merely to the Anaconda reputation for quality and uniformity, but to the variety of shapes and quantities that are readily available.

4821




Display case frames are nickel silver and include extrusions from Anaconda dies 2917A and 13037A.

Base mouldings are built up of nickel silver extrusions from Anaconda dies 3650K and 7976K.



DIE 7976 K

  
**Anaconda**  
**ARCHITECTURAL SHAPES**  
**THE AMERICAN BRASS COMPANY**  
 General Offices: Waterbury 88, Connecticut  
 Subsidiary of Anaconda Copper Mining Company  
 In Canada: ANACONDA AMERICAN BRASS LTD.,  
 New Toronto, Ont.

## THE RECORD REPORTS

(Continued from page 7)

the secondary mortgage market act passed last June, authorize HHFA to undertake technical research and study toward the standardization of building codes and materials, and provides FHA with a revolving fund of \$1 billion for yield insurance.


### Advisers Analyze Report

While the fight over the T-E-W bill was raging in both houses not much was said about a warning from the Economic Advisory Council that new housing might price itself out of the market "in a few years at most," if the current high cost trend continued. The midyear report told Congressmen the average cost of new homes had increased 20 per cent over the past 12 months. At the same time, it indicated, average family income after taxes rose 8 per cent.

Highlighted in the advisers' analysis were estimates that builders would supply the country with over one million dwelling units in 1948. This coincides with private industry forecasts. It must be stated, however, that the one-million-plus total looked for this year will include new housing created through remodeling. Some 450,000 new homes and apartment units were started in the first six months of 1948. The economists said this high rate of home construction could be supported, perhaps for years to come, by the basic needs of an increasing population.

"But only a few years at most would be required to saturate the demand of those who can acquire houses at current costs, and that saturation would portend a serious downswing in residential construction."

(Continued on page 12)



Lawrence Park Community Church, Toronto. Design calls for "L" shaped structure comprising one-story nave, two-story Sunday School, and one-story auditorium. Award has been made for Sunday School. Gordon S. Adamson, M.R.A.I.C., Architect

## NEWS FROM CANADA

By John Caulfield Smith

### Slum Clearance Started

Toronto's Regent Park slum clearance and redevelopment project has been given the green light. Work is to commence immediately on construction of 56 dwelling units, consisting of a 48 suite apartment block and a group of eight single family houses. Rentals will start at \$15 for a family of ten having an income of \$80 per month.

Regent Park will be Canada's first openly subsidized housing project. The Dominion Government has agreed to pay half the cost of acquiring and clearing the site for an eventual 1056 units.

All other costs must be borne by the city, with the possible assistance of the province. To what extent the latter will help is unknown. It's true that the Ontario government has contributed towards the cost of the first 56 units, but it is silent on the subject of future appropriations.

Actually, rising building costs make provincial grants almost a necessity if Regent Park is to be carried to completion. Without them, the subsidy burden will severely tax the city's resources. When the project was approved by


(Continued on page 154)



A lively "live load" crowds Baseball Stadium, Cartagena, Colombia, (ARCHITECTURAL RECORD, July, '48) for amateur "world series"



Unlimited patterns  
of light from one  
system of lighting—  
**CEILINGS UNLIMITED\***



Office — Architects Van Doren, Nowland & Schladermundt

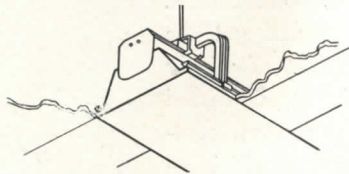
Good light . . . PLUS! Modernization of old interiors. Structural harmony in new construction. Simply by installing the units making up Miller Fluorescent Troffer Lighting Systems (versatility of application is boundless) in lines or blocks to form the ceiling pattern you desire. Good light . . . plus CEILINGS UNLIMITED.

**Miller Lighting Service is all-inclusive. It covers the needs of planned Commercial and Industrial Lighting.**

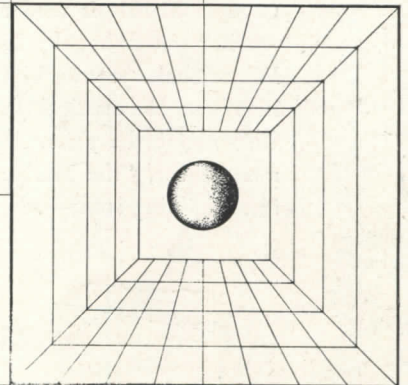
Miller 50 and 100 Foot Candles (Continuous Wireway Fluorescent Lighting Systems) are standard for general factory lighting. Miller incandescent and mercury vapor reflector equipment has broad factory and commercial application.

Miller field engineers and distributors, conveniently located, are at your call.

\* Reg. Trademark U.S. Pat. Off.



Miller Ceiling Furring Hanger (patented) simplifies installation. Continuous wireway cuts wiring and fitting costs. Units Bonderized, rust-resistant. Accessible parts . . . easy service.



*Chermayeff.*


**THE MILLER COMPANY**

SINCE 1844

ILLUMINATING DIVISION, MERIDEN, CONNECTICUT

ILLUMINATING DIVISION: Fluorescent, Incandescent, Mercury Lighting Equipment; HEATING PRODUCTS DIVISION: Domestic Oil Burners and Liquid Fuel Devices; ROLLING MILL DIVISION: Phosphor Bronze and Brass in Sheets, Strips and Rolls


**5**



Folger Shakespearean Library, Washington, D. C.  
Paul P. Cret, Architect, Philadelphia, Pa.  
John Gregory, Sculptor  
James Baird Co., Contractors

Library of Congress Annex, Washington, D. C.  
David Lynn, Architect of Capitol  
Pierson & Wilson, Consulting Architects  
Consolidated Engineering Co., Contractors

It is no mere accident that Georgia Marble is used so profusely in our nation's capital. As illustrated by the Library of Congress Annex and the Folger Shakespearean Library, no other material so effectively interprets the classical design and retains its beauty unmarred throughout the years. Equally appropriate for modern commercial use, "the Marble with the Sparkling Crystal" is an ideal building stone—adaptable to today's building conditions.



Extensive data on Georgia Marble is yours for the asking. To receive specially prepared detail sheets and other information of interest and value, write our nearest sales and service office giving the type of building under consideration.

## GEORGIA MARBLE

*The Marble with the Sparkling Crystal*

Produced by THE GEORGIA MARBLE COMPANY of Tate, Georgia

Sales and Service Offices • NEW YORK, N. Y. • WASHINGTON, D. C. • CLEVELAND, O. • PHILADELPHIA, PA. • BRIGHTON, MASS. • ROCHESTER, N. Y. • ATLANTA, GA.

## THE RECORD REPORTS

(Continued from page 10)

### Construction Peak Forecast

Even as Congress prepared to wind up its short midsummer stand, the Departments of Commerce and Labor announced that by the best reckoning of their experts the construction industry is heading for an \$18 billion business in 1948. This was based on anticipated new construction activity over the 12 months.

Industry spokesmen — builders and lenders — likewise predicted that new construction would touch this peak easily this year. They went a step further, claiming that the addition of repair and maintenance expenditures would push this figure over the \$20 billion mark.

### Costs Remain High

But construction costs remained high along with commodity prices. Commerce and Labor estimated the cost of an average new home or factory built in this year would run from 10 to 15 per cent higher than the same type of project a year ago. Ever-rising labor and material costs combined to bring less construction for more money.

Home builders are expected to erect 950,000 homes in 1948, spending \$7,100 million to do it. In 1947 the industry turned out 846,600 privately-financed units at a total cost of \$5,260 million. In spite of these inflationary trends, however, builders say costs are stabilizing; they look for no marked changes during the balance of 1948. Some of the reasons for this outlook are the technological advances in building methods, increased labor productivity, and a more even flow of essential building materials to the site.


This industry prediction was fairly well in line with the government outlook expressed in the Commerce and Labor findings. The federal statisticians based their estimates for 1948 on three major assumptions, significant as third-quarter bell-wethers: (1) that expenditures for national defense will proceed substantially in accordance with programs which already have been approved; (2) that no general business recession will occur in 1948; and (3) that the current gradual upward trend in construction costs will continue throughout the year with perhaps some quickening in the latter half due to the latest round of increases in basic steel prices, and that during 1948 as a whole costs will average between 10 and 15 per cent more than they did in 1947.

One of the strong contributing factors to these increasing costs in building was

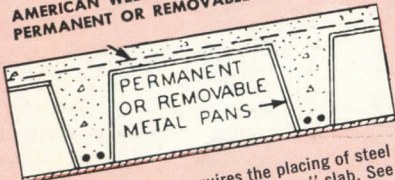
(Continued on page 14)

## For reinforced concrete joists

# *specify American Welded Wire Fabric*



AMERICAN WELDED WIRE REINFORCEMENT  
PERMANENT OR REMOVABLE METAL PANS



Standard practise requires the placing of steel reinforcement in the thin "topping" slab. See Section 707 and 708 of the Building Code Requirements for Reinforced Concrete, A. C. I. 318-47. Welded Wire Fabric requirements for this type of construction show a saving over other types of reinforcement.



YOU can save material cost and construction time by reinforcing "ribbed floor" or "pan and joist" construction with American Welded Wire Fabric.

This type of construction — widely used throughout the country in office, hotel, apartment and school buildings — consists of closely spaced, comparatively shallow joists, supporting a relatively thin top slab, as shown in the accompanying sketch.

U·S·S American Welded Wire Fabric is the ideal reinforcement for this type of construction. Its many closely spaced, cold drawn, high yield-point wires, with welded cross members, distribute any unusual concentrated load that might occur between joists. Welded Wire Fabric can be quickly and easily installed, for the wide rolls cover many panels with flat, continuous reinforcement.

Stock styles of American Welded Wire Fabric provide efficient and economical reinforcement for a wide variety of concrete structures. When you specify Wire Fabric reinforcement you can find out just the proper style and weight you can use to best advantage by getting in touch with the nearest American Welded Wire Fabric sales office.

AMERICAN STEEL & WIRE COMPANY, GENERAL OFFICES: CLEVELAND, OHIO

COLUMBIA STEEL COMPANY, SAN FRANCISCO  
PACIFIC COAST DISTRIBUTORS

TENNESSEE COAL, IRON & RAILROAD COMPANY, BIRMINGHAM  
SOUTHERN DISTRIBUTORS

UNITED STATES STEEL EXPORT COMPANY, NEW YORK

*Every type of concrete construction needs*




## AMERICAN WELDED WIRE FABRIC

*reinforcement*

UNITED STATES STEEL

Planning a  
**Chemical Plant  
 Oil Refinery  
 Paper Mill?**  
 ... or an addition



**You can now get  
 ASBESTONE**

**Asbestos-Cement Corrugated Roofing & Siding**

—the lifetime roofing and siding that's fireproof and corrosion-proof. Asbestone can't be damaged by weather, rats, or termites. No painting. No upkeep.

Here are a few of the many prominent users:

- LONE STAR CEMENT CORP.
- CALIFORNIA OIL CO.
- CHAMPION PAPER and FIBRE CO.
- ETHYL CORPORATION
- FREEMONT SULPHUR CO.
- NEW ORLEANS PUBLIC SERVICE
- MOBILE PAPER MILL CO.
- CROSBY CHEMICALS, INC.
- STANDARD OIL OF N. J.
- UNIVERSAL ATLAS CEMENT CO.

**Why we can assure you early delivery**

We are concentrating on production of this single industrial product. Stocks are now ample to make some immediate shipments. Free Engineering Service, available on request, shows how Asbestone can be adapted to your needs.

**ASBESTONE CORPORATION**

5300 TCHOUPITOULAS STREET NEW ORLEANS 15, LA.

*Specialists in Asbestos-Cement Building  
 Products for over 25 Years*

**THE RECORD REPORTS**

*(Continued from page 12)*

the combined 25 per cent so-called emergency rise in freight rates. The Interstate Commerce Commission recently ordered these temporary increases made permanent. All construction materials handled by railroads, domestic water carriers and freight forwarders were affected. Brick was a notable exception in the final temporary-to-permanent adjustment, with transportation charges lowered as much as three cents per 100 pounds. Most freight charges on building materials climbed in the intricate shifting of rates which, on the final accounting, show an overall advance in the nation's freight bill of \$1,535 million. This refers to all freight shipments, not just building materials.

There was promise of thorough Congressional investigation of another government-ordered move on the part of material manufacturers. This was the changeover from the long established basing point pricing system to the f.o.b. mill method of quotation. Applied first by cement manufacturers as a result of the Supreme Court decision earlier this year, the practice was soon adopted by steel producers. The practice of dropping freight absorption schedules injected confusion into the buying patterns of most builders.

Now a special senate committee, headed by Senator Capehart of Indiana, is setting out to learn what impact the Supreme Court decision will have on the country's competitive price structure. Legislation drafts recommending changes on the basis of the committee's findings can be expected by the time the 81st Congress convenes in January. Construction interest will be represented directly on an advisory council of 25, named to assist this committee.

**"Fannie Mae" Explained**

The Reconstruction Finance Corporation, with its lending authority increased by \$500 million to a total of \$2 billion, has issued a circular explaining purchase of Federal Housing Administration-insured mortgages by its subsidiary, Federal National Mortgage Association. FNMA (or Fannie Mae as the trade calls it) was given by the second session of the 80th Congress a capital of \$20 million, plus a surplus of \$1 million subscribed by the parent agency, RFC, which may be expanded through the issuance of securities or notes up to \$840 million.


RFC outlined the following provisions, negatively itemized, covering FNMA operations under the housing measure approved July 1:

*(Continued on page 16)*


**SFC = + HTE\***

**\* Spun Fin Collars Mean  
Increased Heat Transfer Efficiency**

Spun from the metal itself, McQuay Fin Collars provide extra areas of contact and bonding with the tubes.



## HOW *McQuay* INSURES GREATER METAL-TO-METAL CONTACT AREA...



● McQuay Ripple Fin units feature one piece fins rippled to parallel the airflow, spun fin collars to provide more metal-to-metal bonding, and tubes rippled by hydraulic pressure to insure greater turbulence within.

Important to heat transfer efficiency is metal-to-metal contact. Important in McQuay's ripple-fin, ripple-tube construction in assuring a greater metal contact area are the spun fin collars into which tubes are expanded. Spun fin collars are exclusively McQuay. As fins are pressed, small holes are punched in the metal. In these openings, a specially hardened high speed steel spinner goes to work, spinning out the adjacent metal into a strong, smooth, precision sized "collar" with a mirror-like surface. A tight, positive bond between fins and tubes is effected by hydraulic pressure which tension-seals each collar to each tube without the use of low conductivity metals or alloys. Get full information on McQuay heat transfer equipment from your nearest representative or McQuay, Inc., 1605 Broadway N.E., Minneapolis.


**McQuay INC.**



HEATING • AIR CONDITIONING • REFRIGERATION

(Continued from page 14)

A *New Star* IS BORN



**NORTH STAR** *by* **SMITHCRAFT**

● North Star, the newest fixture in the Smithcraft fluorescent line, heralds the coming of a new era in fixture design. Slim and simple in appearance, giving an unprecedented degree of illumination in the vital working zone, this two lamp, 40-watt unit achieves lighting output

never before obtained in a unit of the conventional type. North Star has every desired maintenance and service feature, including hinged glass panels and a fully enclosed dustproof top. North Star is ideal for offices, stores or institutions. For information, address Dept. 500

*Smithcraft*

**LIGHTING DIVISION**  
CHELSEA 50, MASSACHUSETTS

In Canada, address inquiries to:  
LIGHTING AND LAMPS LTD., 425 RIVER ST., MONTREAL, QUEBEC.

1. No mortgage shall be offered to the Association if it covers property held by federal, state or municipal instrumentalities.

2. No mortgage may be purchased for an amount exceeding the unpaid principal balance thereof, plus accrued interest at the time of purchase.

3. No mortgage shall be offered to the Association for purchase if the original principal obligation of the loan exceeds or exceeded \$10,000 for each family residence or dwelling unit covered by the mortgage.

4. No mortgage shall be offered to the Association for purchase unless offered by the original mortgagee prior to any other sale thereof.

5. No mortgage shall be purchased by the Association unless the mortgagee certifies that the housing with respect to which the mortgage was made meets the construction standards prescribed for insurance of mortgages on the same class of housing under the National Housing Act as amended.

6. No mortgage shall be offered to the Association for purchase by any one mortgage (a) unless such mortgage is secured by property used, or designed to be used, for residential purposes, and (b) if the unpaid principal balance thereof, when added to the aggregate amount paid for all mortgages purchased by the Association from such mortgagee pursuant to authority contained in the legislation, exceeds 25 per cent of the original principal amount of all mortgages made by such mortgagee which meet the requirements of the Act.

The above outline is important in stating specifically the field in which Fannie Mae will operate under the new housing law passed by the regular session the middle of this year.

The Veterans Administration had not yet issued its own set of regulations covering activity in the secondary mortgage field at the time this was written.

**ECA Lumber Screened**

As the Economic Cooperation Administration got under way, lumber and wood products were not among the heavy early allocations for shipment to Europe. They were under consideration, however, for later periods. First shipments went mainly for relief of hunger and suffering and to break critical production bottlenecks. To assure effective use of lumber materials a difficult screening job was necessary.

In some instances, requirements submitted by foreign governments were not

(Continued on page 18)



# MICARTA



of course . . .  
and also for

## DOZENS OF OTHER USES

Maybe you've always thought of MICARTA\* as *the* material for table tops, bars and counters . . . and of course you were right, but only *partly* right. For consider how *useful* MICARTA is in many other applications:

- Counter fronts
- Kick plates
- Push plates
- Wainscots
- Walls
- Partitions

to name only a few.

MICARTA is a highly decorative plastic laminate *building* material. It's made in three types: Micarta Sheet, 1/16" thick; MICARTABORD, 5/32" thick for wall applications; and Micarta laminate, 7/8" and 1 1/4" thick, for counters, bars and table tops.

MICARTA color is inherent. Sheets are available up to 4' x 8'. Two types of finish — either high polish or satin — and twenty-one colors and types to choose from, including decorator colors, pastels, linens, mother of pearl, foam and natural wood laminates, protected by a surface of melamine resin. Micarta is obtainable in two grades: "Standard" and "cigarette proof."

Mail the coupon for free sample

Made by Westinghouse, distributed by

## UNITED STATES PLYWOOD CORPORATION

New York 18, N. Y.

MICARTA

Weldwood\* Hardwood Plywood  
Douglas Fir Weldwood  
Mengel Flush Doors  
Douglas Fir Doors  
Overhead Garage Doors  
Molded Plywood  
Armorply\* (metal-faced plywood)  
Tekwood\* (paper-faced plywood)  
\*Reg. U. S. Pat. Off.

Flexmet  
Weldwood Glue\* and other  
adhesives  
Weldtex\* (striated plywood)  
Decorative Micarta\*\*  
Flexwood\*  
Flexglass\*  
Firzite\*  
\*\*Reg. U. S. Pat. Off.  
Westinghouse Electric Corp.

If you want to know  
how **MICARTA** can 'take it'  
try these tests:

**Pound it.** Micarta is hard, durable, immune to a remarkable amount of abuse.

**Spill cocktails on it.** Micarta is highly resistant to spilled foods, alcohol, grease, mild acids and alkalis.

**Burn cigarettes on it.** Micarta resists heat, doesn't develop 'rings' nor white spots. Micarta is obtainable in "standard" and also in "cigarette proof" grade.

**Kick it.** In kick plates, Micarta stands scrapes, kicks and all-round abuse that you'd think *ought* to cover it with mars and scratches.

**Try YOUR particular tests.** We'll gladly send you a sample of MICARTA that you can use and abuse to your heart's content. Just mail the coupon below.

### NO-OBLIGATION COUPON

United States Plywood Corporation  
New York 18, N. Y.

I WANT TO GIVE MICARTA THE "THIRD DEGREE". Without any obligation whatever, send me, *free*, a sample of MICARTA so I can see for myself how beautiful, tough, wear-resisting and abuse-proof MICARTA really is.

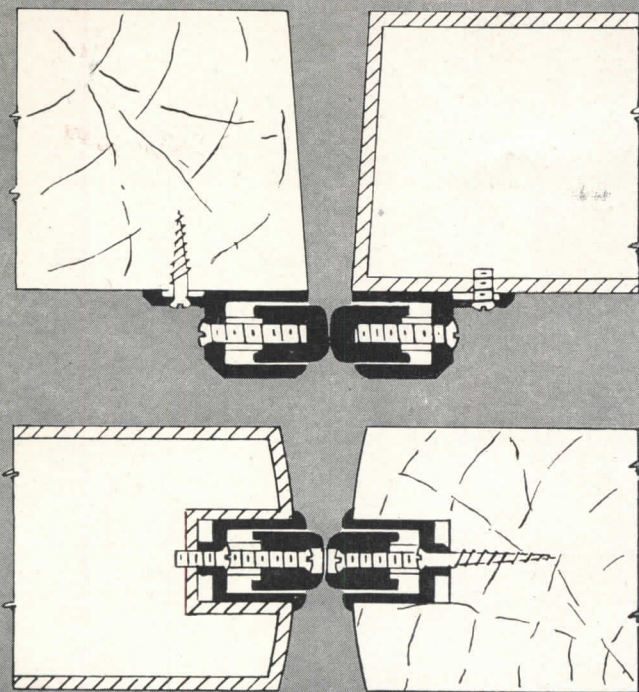
NAME \_\_\_\_\_

ADDRESS \_\_\_\_\_

CITY \_\_\_\_\_ ZONE \_\_\_\_\_ STATE \_\_\_\_\_

AR-98

# MICHAELS Astragals



Write today for information and prices on Michaels Adjustable Astragals. Made of extruded bronze, aluminum or nickel, they are simple, practical, rugged, easily installed and adjusted, and available in several styles. Two are shown above. Type A (top illustration) may be applied to either wood or hollow metal bevel doors. Also used as a stop bead. Type E (lower illustration) is for bullnose hollow metal or wood double doors. Both types may be used at the bottom of doors. Michaels Astragals help keep doors closed tightly . . . eliminate drafts and air currents . . . keep out dirt and dust. Write for details. Astragals are only one of many items in the Michaels line. So whatever building product you need, if it's made of metal, we may have it or can make it.

## MICHAELS PRODUCTS

Bank Screens and Partitions  
Welded Bronze Doors  
Elevator Doors  
Store Fronts  
Lettering  
Check Desks (standing and wall)  
Lamp Standards  
Marqueses  
Tablets and Signs  
Name Plates

Astragals (adjustable)  
Stair Railings (cast and wrought)  
Wrought and Cast Radiator Grilles  
Grilles and Wickets  
Kick and Push Plates  
Push Bars  
Cast Thresholds  
Extruded Thresholds  
MI-CO Parking Meters  
Museum Trophy Cases

The MICHAELS ART BRONZE COMPANY, 234 Scott St., Covington, Ky.

Member of the National Association of Ornamental Nonferrous Metals Manufacturers

## THE RECORD REPORTS

(Continued from page 16)

in sufficient detail so that final decisions on allocation of funds had to be delayed. ECA representatives went into the various European countries to help work out requirements for the 1948-49 year. Revision of earlier estimates is anticipated.

Export quotas for the third quarter of 1948 as announced by the U.S. Department of Commerce include 275 million board feet of lumber and in addition 20,000,000 square feet of plywood, 800,000 board feet of hardwood flooring, and 825,000 board feet of millwork. In the case of lumber, it should be noted that licenses for all clear grades of Douglas fir and western pines and all grades of ponderosa pine, western white pines and Port Oxford Cedar lumber are to be severely screened.

The general licensing procedure set up by Commerce permits export of certain classes of logs, lumber and wood manufactures without a specific export license. Normal procedure under ECA is for an exporter to obtain an order from an ERP country and then apply to the Commerce Department for an export license. Note that ECA will not decide which exporters are to do business with Europe nor will it decide which brands or makes of a product will be paid for with ECA funds. These decisions will be made by the European importer.



## ON THE CALENDAR

Sept. 5-11: National Home Week, featuring housing exhibits in cities throughout the country.

Sept. 13-14: 2nd Businessmen's Conference on Urban Problems, sponsored by the Construction and Civic Development Department and the Transportation and Communication Department of the Chamber of Commerce of the U. S., and the Detroit Board of Commerce; Detroit, Mich.

Sept. 17-Oct. 16: "The Modern House Comes Alive — 1948-9," exhibit of new ideas in architecture, home design, and integrating fine arts into interior design; Bertha Schaefer Gallery, 32 E. 57th St. New York 22, N. Y.

Sept. 24-Oct. 2: Nation-wide Fall Home Fashions Festival, sponsored by National Retail Furniture Assn.

Sept. 27-Oct. 1: 3rd National Plastics Exposition, Grand Central Palace, New York City.

Oct. 1-29: "Tomorrow's World — Work, Play and Live," exhibition sponsored by the New York Chapter, A.I.A.;

(Continued on page 160)

# ANNOUNCEMENT

---

ARCHITECTURAL RECORD announces  
the appointment of KENNETH REID  
as Editor of the Book Department



K E N N E T H R E I D A . I . A .

THE publishers and staff of *Architectural Record* are pleased to announce that Kenneth Reid, A.I.A., who has been active in architectural journalism since 1926, has joined the Record staff as editor of an expanding book operation.


In the course of his editorial activities, Ken Reid has become well acquainted with the reference needs of men throughout the architectural profession, and prior to the time of joining our staff has provided them with many technical and professional titles which they prize highly.

As we welcome Ken Reid to *Architectural Record*, we know that his many friends — the architects, designers, draftsmen, teachers, and students throughout the country who read and write architectural books — will be gratified, as we are gratified, that a man of his stature and ability is to select and edit our books (and theirs) during the challenging years that lie ahead.

**B O O K D E P A R T M E N T**

ARCHITECTURAL  
R E C O R D

F. W. DODGE CORPORATION • 119 W. 40TH • NEW YORK



Architect's sketch of today's most forward-looking hotel—the 15-acre, 18-story Shamrock Hotel, just completed in Houston, Texas. The Shamrock is luxuriously designed for both residential and transient patronage. Its décor features the fresh use of color and modern design.

*In Houston's fabulous 15-acre Shamrock Hotel at McCarthy Center...*

## Acres of Luxurious Bigelow Carpets



WHEN guests enter the lobby of the great new Shamrock Hotel, they'll be taking the first of many steps on superb Bigelow Carpets.

All in all, over 36,000 sq. yds. of deep, soft Bigelow Carpet spread luxury under foot. Nine special designs, made in suit-the-purpose grades, were created for this order. One entirely new grade—a figured Lokweave carpet using Saxony yarn—was created for corridor carpeting.

The entire installation was planned by interior designer Robert D. Harrell, working with the Bigelow Carpet Counsel.

And so the already-famous Shamrock joins the distinguished list of hotels, clubs, stores and corporations choosing Bigelow Carpets—where prestige and practicality must go hand in hand.

Bigelow's Carpet Counsel is available for consultation on carpeting problems which confront you in your business.

Our experts will help you select suitable carpets from the Bigelow line, or design and execute special orders. One of the 25 Bigelow Carpet Counsel offices is near you.

**For the Shamrock Hotel's main lobby**—Bigelow's Austrian Loom Tufted Carpet No. 90302-9, cool and shadowy, with an attractive carved effect.

**In the Shamrock Room**—Bigelow's luxurious and long-wearing Hartford-Saxony No. 44372-29, in a bright, festive design.

**In the Bridal Suite**—Sonata No. 2103-9201, a carpet so deep you could almost mow it.

## Bigelow Rugs and Carpets

*Beauty You Can See... Quality You Can Trust... Since 1825*



Architects, Mills & Petticord, Washington 2, D. C. • Contractors, James Plumbing & Heating Co., Inc., Alexandria & Richmond, Virginia • Andre Merle Associates, Registered Engineers, Washington, D. C.

# 1500 APARTMENTS - 100 Buildings

## Belleview Apartments - Fairfax, Virginia

Why does Sarcotherm receive preference when exacting comparisons of controls for hot water or radiant heating systems are made? It always boils down to the fact that no other system can give more comfortable heat and that the simplicity, low first cost and substantial fuel savings of Sarcotherm make it an obvious choice.

The control valve is as simple as a water blender in fact, it is an adaptation of a Sarco product that has given satisfactory service for years. Water temperatures are continuously modulated as called for by changes in outside temperature, insuring utmost comfort and fuel economy.


Ask the Sarcotherm Heating Engineer nearest you for user testimonials in your vicinity. Cat No. 500 will be sent on request.

# Sarcotherm




**Sarcotherm  
WEATHER  
CONTROL**

**FOR HOT  
WATER AND  
RADIANT  
HEATING**



SARCOTHERM CONTROLS, INC. • Empire State Bldg. • NEW YORK 1, N. Y.

**LONG ON LIGHT • LIGHT ON MAINTENANCE  
AND INSTALLATION COSTS**



**THE NEW** **SLIMLINE** **"MERCHANTISER"**  
**FOR YOUR STORE CUSTOMERS**

**YOU CAN BE SURE...**

**IF IT'S**

**Westinghouse**

**Westinghouse**  
PLANTS IN 25 CITIES... OFFICES EVERYWHERE

Your store customers recognize the need for uninterrupted lines of illumination over the merchandise areas of their stores. The new Slimline "Merchandiser" answers this need. It provides efficient general-area lighting combined with spotlights to attract attention to special counter and floor displays.

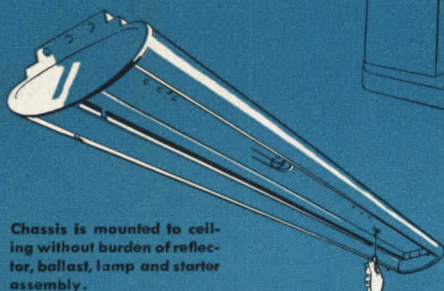
The new "Merchandiser" meets the demand for lighting that starts instantly... never blinks... and provides high intensity illumination at lower cost.

Westinghouse now offers you a complete line with the Slimline "Merchandiser" and its three companion units: CS-80, CS-160 and CS-170. They are all *available now* to help your customers improve store appearance


... have better lighting on the merchandise  
... increase sales and profits.

Recommend the distinctive "Merchandisers" to your store customers. A Westinghouse Lighting Engineer will gladly co-operate with you, your local Power Company and Electrical Contractor on store lighting problems... call your Westinghouse Distributor today. Ask for the new booklet, B-4076, "*Smart Selling Begins with Planned Lighting*" or write Westinghouse Electric Corp., P. O. Box 868, Pittsburgh 30, Penna.


J-04198-A



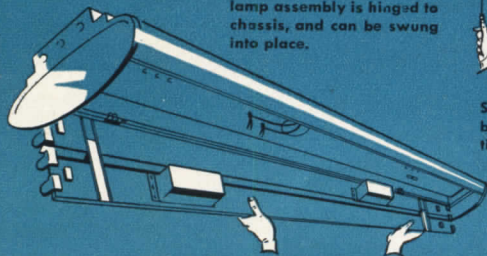
Chassis is mounted to ceiling without burden of reflector, ballast, lamp and starter assembly.



Push-type lampholder for easy lamp insertion; removal.




Louvers swing down from either side for quick and easy replacement of lamps.



Reflector, ballast, starter and lamp assembly is hinged to chassis, and can be swung into place.



Spotlight assemblies may be used separately. Attractive end caps snap on.



Louvers snap in place... no tools needed.




# Planned Lighting Pays

COMMERCIAL • INDUSTRIAL • FLOOD • STREET • AVIATION

# In These Modern West Coast Apartments



## It's Bruce Block Floors!



Top, PARKLABREA, Los Angeles • Above, PARKMERCED, San Francisco



### The ideal floor over concrete

Bruce Block Floors are quickly installed over concrete by laying in mastic—without nails or splines. No clips, screeds or wood subfloor.

■ Designed by Leonard Schultze & Associates and built by Starrett Bros. & Eken, these two modern housing developments of the Metropolitan Life Insurance Co. have brought luxury living at moderate cost to over 3,000 families. They represent community housing at its best.

No feature of these California-style Colonial apartments has been more satisfactory than the floors of Bruce Blocks. Advantages of this flooring are: (1) Easily and economically installed over concrete slab; (2) A permanent part of a building—not a floor to be replaced every few years; (3) Distinctive, modern, beautiful; (4) Comfortable—warm, resilient, quiet underfoot; (5) Easily maintained in perfect condition.


For further information on Bruce Block Floors, see Section 13f in Sweet's Architectural File. Or write E. L. BRUCE CO., MEMPHIS, TENN., World's Largest Maker of Hardwood Floors.

# Bruce Block

## HARDWOOD FLOORS

*Prefinished or Unfinished*





which means **FLEUR-O-LIER** fixtures

After you have your Lighting Plan, then comes the question: What lighting fixtures can be depended upon to provide the results called for by the Plan?

That's where Fleur-O-Lier fits into Planned Lighting, for since the very beginning of fluorescent lighting, Fleur-O-Lier fixtures have been planned lighting equipment. Here's the Fleur-O-Lier plan:

**SPECIFICATIONS:** rigid requirements devised by the best brains in lighting to insure proper quantity and distribution for ideal lighting performance . . . mechanical and electrical excellence.

**TESTING:** famous Electrical Testing Laboratories, Inc., examine Fleur-O-Lier units and "certify" as to their conformance to the specifications. This assures you that Fleur-O-Liers are *right* in lighting performance and in construction.

**WIDE RANGE OF EQUIPMENT:** twenty-five\* of the oldest and best-regarded manufacturers make Fleur-O-Lier fixtures. Each must satisfy the high standards of the specifications but originality in design and in construction is not frozen.

Make Fleur-O-Lier equipment a specific part of your Lighting Plan. Then you'll be sure of full lighting performance, of easy maintenance, and of long, trouble-free operation.

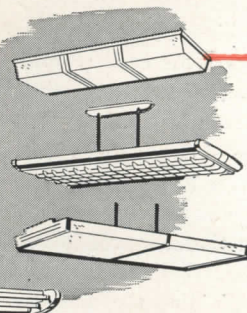
*\*Participation in Fleur-O-Lier is open to anyone, consequently the number of participants constantly is changing.*

# FLEUR-O-LIER

Manufacturers

2116 Keith Building • Cleveland 15, Ohio

Fleur-O-Lier is not the name of an individual manufacturer, but of a group of fixtures made by leading manufacturers. Participation in the Fleur-O-Lier program is open to any manufacturer who complies with Fleur-O-Lier requirements.



# CONSTRUCTION COST INDEXES — Labor and Materials

United States average 1926—1929 = 100

Presented by Clyde Shute, manager, Statistical and Research Division, F. W. Dodge Corporation, from data compiled by E. H. Boeckh & Associates, Inc.

## NEW YORK

## ATLANTA

| Period    | Residential          |       | Apts.,<br>Hotels,<br>Office<br>Bldgs.<br>Brick<br>and<br>Concr. | Commercial<br>and<br>Factory<br>Buildings |                       | Residential          |       | Apts.,<br>Hotels,<br>Office<br>Bldgs.<br>Brick<br>and<br>Concr. | Commercial<br>and<br>Factory<br>Buildings |                       |
|-----------|----------------------|-------|---|---|-----------------------|----------------------|-------|---|---|-----------------------|
|           | Brick                | Frame |   | Brick<br>and<br>Steel                     | Brick<br>and<br>Steel | Brick                | Frame |   | Brick<br>and<br>Steel                     | Brick<br>and<br>Steel |
| 1920      | 136.1                | 136.9 | 123.3   | 123.6                                     | 122.6                 | 122.8                | 122.9 | 108.6   | 109.8                                     | 105.7                 |
| 1925      | 121.5                | 122.8 | 111.4   | 113.3                                     | 110.3                 | 86.4                 | 85.0  | 88.6  | 92.5                                      | 83.4                  |
| 1930      | 127.0                | 126.7 | 124.1   | 128.0                                     | 123.6                 | 82.1                 | 80.9  | 84.5  | 86.1                                      | 83.6                  |
| 1935      | 93.8                 | 91.3  | 104.7   | 108.5                                     | 105.5                 | 72.3                 | 67.9  | 84.0  | 87.1                                      | 85.1                  |
| 1939      | 123.5                | 122.4 | 130.7   | 133.4                                     | 130.1                 | 86.3                 | 83.1  | 95.1  | 97.4                                      | 94.7                  |
| 1940      | 126.3                | 125.1 | 132.2   | 135.1                                     | 131.4                 | 91.0                 | 89.0  | 96.9  | 98.5                                      | 97.5                  |
| 1941      | 134.5                | 135.1 | 135.1   | 137.2                                     | 134.5                 | 97.5                 | 96.1  | 99.9  | 101.4                                     | 100.8                 |
| 1942      | 139.1                | 140.7 | 137.9   | 139.3                                     | 137.1                 | 102.8                | 102.5 | 104.4   | 104.9                                     | 105.1                 |
| 1943      | 142.5                | 144.5 | 140.2   | 141.7                                     | 139.0                 | 109.2                | 109.8 | 108.5   | 108.1                                     | 108.7                 |
| 1944      | 153.1                | 154.3 | 149.6   | 152.6                                     | 149.6                 | 123.2                | 124.5 | 117.3   | 117.2                                     | 118.2                 |
| 1945      | 160.5                | 161.7 | 156.3   | 158.0                                     | 155.4                 | 132.1                | 133.9 | 123.2   | 122.8                                     | 123.3                 |
| 1946      | 181.8                | 182.4 | 177.2   | 179.0                                     | 174.8                 | 148.1                | 149.2 | 136.8   | 136.4                                     | 135.1                 |
| Mar. 1948 | 244.8                | 246.4 | 233.9   | 237.0                                     | 229.9                 | 194.6                | 198.7 | 172.4   | 172.9                                     | 174.0                 |
| Apr. 1948 | 248.6                | 250.7 | 235.9   | 238.5                                     | 232.1                 | 196.2                | 199.7 | 173.6   | 175.3                                     | 175.3                 |
| May 1948  | 249.3                | 251.6 | 237.1   | 239.3                                     | 234.5                 | 196.2                | 199.7 | 173.6   | 175.3                                     | 175.3                 |
| June 1948 | 249.5                | 251.8 | 237.4   | 239.5                                     | 234.7                 | 196.4                | 199.9 | 173.9   | 175.5                                     | 175.5                 |
|           | % increase over 1939 |       |   |   |                       | % increase over 1939 |       |   |   |                       |
| June 1948 | 202.0                | 205.7 | 81.6  | 79.6                                      | 80.4                  | 127.5                | 140.5 | 82.8  | 80.2                                      | 85.3                  |

## ST. LOUIS

## SAN FRANCISCO

|           |                      |       |       |       |       |                      |       |       |       |       |
|-----------|----------------------|-------|-------|-------|-------|----------------------|-------|-------|-------|-------|
| 1920      | 118.1                | 121.1 | 112.1 | 110.7 | 113.1 | 108.8                | 107.5 | 115.2 | 115.1 | 122.1 |
| 1925      | 118.6                | 118.4 | 116.3 | 118.1 | 114.4 | 91.0                 | 86.5  | 99.5  | 102.1 | 98.0  |
| 1930      | 108.9                | 108.3 | 112.4 | 115.3 | 111.3 | 90.8                 | 86.8  | 100.4 | 104.9 | 100.4 |
| 1935      | 95.1                 | 90.1  | 104.1 | 108.3 | 105.4 | 89.5                 | 84.5  | 96.4  | 103.7 | 99.7  |
| 1939      | 110.2                | 107.0 | 118.7 | 119.8 | 119.0 | 105.6                | 99.3  | 117.4 | 121.9 | 116.5 |
| 1940      | 112.6                | 110.1 | 119.3 | 120.3 | 119.4 | 106.4                | 101.2 | 116.3 | 120.1 | 115.5 |
| 1941      | 118.8                | 118.0 | 121.2 | 121.7 | 122.2 | 116.3                | 112.9 | 120.5 | 123.4 | 124.3 |
| 1942      | 124.5                | 123.3 | 126.9 | 128.6 | 126.9 | 123.6                | 120.1 | 127.5 | 129.3 | 130.8 |
| 1943      | 128.2                | 126.4 | 131.2 | 133.3 | 130.3 | 131.3                | 127.7 | 133.2 | 136.6 | 136.3 |
| 1944      | 138.4                | 138.4 | 135.7 | 136.7 | 136.6 | 139.4                | 137.1 | 139.4 | 142.0 | 142.4 |
| 1945      | 152.8                | 152.3 | 146.2 | 148.5 | 145.6 | 146.2                | 144.3 | 144.5 | 146.8 | 147.9 |
| 1946      | 167.1                | 167.4 | 159.1 | 161.1 | 158.1 | 159.7                | 157.5 | 157.9 | 159.3 | 160.0 |
| Mar. 1948 | 223.6                | 227.5 | 200.2 | 202.9 | 201.3 | 214.0                | 211.7 | 201.9 | 209.1 | 204.1 |
| Apr. 1948 | 223.8                | 227.5 | 200.6 | 203.0 | 201.5 | 214.9                | 212.7 | 202.7 | 209.5 | 204.4 |
| May 1948  | 223.8                | 227.5 | 200.6 | 203.0 | 201.5 | 214.9                | 212.7 | 202.8 | 209.6 | 204.6 |
| June 1948 | 230.0                | 234.2 | 208.7 | 210.7 | 209.0 | 215.6                | 213.6 | 202.9 | 209.7 | 204.8 |
|           | % increase over 1939 |       |       |       |       | % increase over 1939 |       |       |       |       |
| June 1948 | 108.7                | 118.8 | 75.8  | 75.8  | 75.6  | 103.9                | 115.3 | 72.8  | 72.0  | 75.7  |

The index numbers shown are for combined material and labor costs. The indexes for each separate type of construction relate to the United States average for 1926-29 for that particular type — considered 100.

Cost comparisons, as percentage differences for any particular type of construction, are possible between localities, or periods of time within the same city, by dividing the difference between the two index numbers by one of them; i.e.:

index for city A = 110

index for city B = 95

(both indexes must be for the same type of construction).

Then: costs in A are approximately 16 per cent higher than in B.

$$\frac{110-95}{95} = 0.158$$

Conversely: costs in B are approximately 14 per cent lower than in A.

$$\frac{110-95}{110} = 0.136$$

Cost comparisons cannot be made between different types of construction because the index numbers for each type relate to a different U. S. average for 1926-29.

Material prices and wage rates used in the current indexes make no allowance for payments in excess of published list prices, thus indexes reflect minimum costs and not necessarily actual costs.

These index numbers will appear whenever changes are significant.


# A Fixture... where Fixtures are needed

## the Dependable Metals *Brass and Bronze*

Defying corrosion and attracting the eye, cast brass and bronze are symbolic of inherent toughness and enduring beauty. Plain or plated, these metals are the fixed choice of designers everywhere when sound construction and attractive appearance are essential.

Engineers depend on these metals for high strength, corrosion resistance, excellent machinability at low cost . . . a host of engineering reasons. For many mechanical and chemical applications, nothing else will do the job so well as cast brass or bronze.


Your foundry can faithfully reproduce your ideas in these easily worked, traditional materials. Specify brass and bronze castings often . . . they are available NOW!



The Brass and Bronze Ingot Institute (formerly Non-Ferrous Ingot Metal Institute) suggests your local foundry for help with all casting problems.

**CAST BRASS AND BRONZE**

## REQUIRED READING



Church of Christ, Congregational, Norfolk, Conn. From "Early Connecticut Meetinghouses." (Photo by J. Frederick Kelly)

### CHURCHES WITH A HISTORY

*Early Connecticut Meetinghouses: Being an Account of the Church Edifices Built before 1830, Based Chiefly upon Town and Parish Records.* By J. Frederick Kelly. Columbia University Press (Morningside Heights, New York City), 1948. 2 volumes, boxed. 9 by 12 in. xvii + 332 and xiv + 360 pp., illus. \$40.00.

Those hardy souls who settled our New England shores were a fascinating lot. Individualists all, and insistent on their personal rights, they nonetheless had a community spirit so strong and vital that it ruled everything they did. Almost from the moment of their arrival on these shores they saw to it that each community had a place of public assembly—a meetinghouse—from which both their temporal and their spiritual lives were governed. Their whole history was irrevocably bound up with that simple and often exquisitely beautiful structure.

In these two handsome volumes, therefore, telling of all the activities and happenings revolving about the meetinghouses in the single state of Connecticut, a savory slice of early American history is presented. Buying a new bell, erecting a new spire, repairing the roof—all these were matters that the township was vitally interested in, and actively took part in. After the hearth came the meetinghouse in the life of a God-fearing man of the Colonies, and even a lusty Revolutionary saw to it that the local steeple never lacked fresh paint. All this is history, and much of it was buried in records moldy with age and forgotten.

Some idea of the magnitude of Mr. Kelly's labor in the preparation of these two volumes can be gleaned from a single paragraph of the foreword to Volume I: "The gathering of architectural data, including measuring and photography, has been done entirely by the author himself, as well as the preparation of all drawings for illustrations. Field work alone has involved more than 8000 miles travel by automobile throughout the state of Connecticut." This gargantuan task that Mr. Kelly set himself had the aim of making "as complete a record as possible of every existing church edifice in Connecticut built before 1830 which has architectural interest and to present in readily available form all that is known or can be learned regarding the earlier, now-vanished structures that preceded them." The group presented totals 87 buildings!

Mr. Kelly has arranged this vast amount of information in well-nigh perfect fashion. First comes a lengthy introduction giving the background of the meetinghouse—its function and use, its architectural development from the first crudely built log structures to the beautifully proportioned Post-Colonial edifices—and including a technical discussion of the existing buildings. Next, alphabetically arranged by the towns in which they are located, the 87 churches themselves are presented, each in a chapter by itself, with its history, technical description, plan and photographs of both exterior and interior. And lastly there is a detailed bibliography, followed by a most meticulous and scholarly index.

These are volumes which no architect, student or historian can afford to miss. Rife with anecdote, generous with quotation from old records, lavish with photos, plans and details, EARLY CONNECTICUT MEETINGHOUSES is as interesting as it is authoritative. Throughout its many pages it is a fine piece of work. Mr. Kelly is to be congratulated!

### THE EFFECTS OF COLOR

*An Introduction to Color.* By Ralph M. Evans. John Wiley & Sons, Inc. (440 Fourth Ave., New York 16, N. Y.), 1948. 7¼ by 9½ in. x + 340 pp., illus. \$6.00.

Here at last is a simple and complete discussion of color written in layman's language with no mathematical formulae to complicate matters. Prepared by the head of the Color Control Department of Eastman Kodak, and copiously illustrated (there are 15 color plates alone), it covers the subject thoroughly from the nature of light to the use of color in various fields.

Mr. Evans has divided his discussion

into three sections—physics, psychophysics and psychology—so that any worker in color, regardless of his background, will be able to understand all three phases. No previous knowledge of the subject is presupposed.

Of particular interest to the architect will be the sections dealing with the effects of light on color, the measurement and specification of color, and the chapter on paints and pigments.

The volume is well indexed, and contains an excellent bibliography.

### EVALUATION OF A STYLE

*The Regency Style: 1800 to 1830.* By Donald Pilcher. B. T. Batsford Ltd. (122 E. 55th St., New York City), 1948. 6 by 9 in. viii + 120 pp., illus. \$4.50.

A dry sense of humor and a sly use of old-style capitalization lend a definite tongue-in-cheek air to this evaluation of the Regency style which makes for pleasant reading. The evaluation itself, however, is completely serious, and fair.

Mr. Pilcher has not limited himself to an essay on Regency architecture—though that is his main theme—but has taken in landscaping and town and country planning as well, with the emphasis throughout on the culture and thinking of the period which influenced the formulation of the style. "For a complete picture of any age," he says, "we must look to its journalism and to its popular literature, as well as to the more worthy literature which has survived, and in the case of the Regency this is particularly true, for the 'Gothic Romances' show us the extent to which aesthetic theory had been assimilated by the people who read them. Take, for example, such characters as Ethelinde (*The Recluse of the Lake*) who, 'Sitting down on a rustic and half ruined tomb . . . contemplated with mournful pleasure the Picturesque appearance it made adjoining the church,' or the character from *The Vicar of Lansdowne*, with his observation that 'the fine old ruin impresses the mind with the most pleasing, the most awful, the most soothing sensations.'"

Such novels were widely read, and their melancholy architecture became the vogue. Not, Mr. Pilcher points out, because of its architectural qualities but because of its literary ones. "This attitude," he comments, "was one which might have had more serious effects on architecture if a practical interpretation of it had been easier. As it was, the difficulties were considerable. For, from the literary point of view, the ideal house was, if not a complete ruin, at least a building so structurally unsound as to be quite uninhabitable."

All sorts of things, of course, had their effect on the architecture of the period: new materials, notably iron and glass; imperial expansion and foreign travel,

(Continued on page 30)

# DOUBLE DUTY INSULITE

(BILDRITE SHEATHING)

INSULATES



DESIGNED BY  
L. MORGAN YOST, Architect  
419 Richmond Road  
Kenilworth, Ill.



Right at the beginning — in the blueprint stage — is the time to give your clients double for their money by specifying double-duty INSULITE (Bildrite) Sheathing. It *builds* and *insulates* at the same time. It provides greater bracing strength than wood sheathing horizontally applied, plus twice the insulating value. Specify double-duty Insulite.

Refer to Sweet's File,  
Architectural Section 10a/9



BUILDS

BUILDS AS IT...  
INSULATES

double-duty  
**INSULITE**

The GENUINE

INSULATES  
AS IT BUILDS

"Insulite" is a registered  
trade mark, U.S. Pat. Off.

INSULITE DIVISION  
PAPER  
MINNEAPOLIS 2 MINNESOTA




MINNESOTA & ONTARIO  
PAPER COMPANY

**How To Put**

**EXTRA**

**Safety  
Economy  
Service**

**INTO PRODUCTS YOU DESIGN**



## AW SUPER-DIAMOND FLOOR PLATE

**GIVES YOU THE EXTRAS  
AT NO EXTRA COST**

**T**ODAY, stationary and mobile equipment designers and manufacturers are specifying AW Super-Diamond Floor Plate for all surfaces on their products, on which men walk or climb. The exclusive AW Super-Diamond Pattern provides extra safety for workers which ordinary floor plate does not offer. It grips without a slip preventing costly slipping accidents. It's extra economical—the first cost is low and there is no maintenance cost. Follow the example of leading designers and specify AW Super-Diamond Floor Plate for your products. Write for complete information, and a copy of our catalog.

**FREE CATALOG**—For your copy, clip and mail coupon below:

### AW SUPER-DIAMOND

FLOOR PLATES THAT GRIP

Alan Wood Steel Company, Conshohocken, Pa.


Please send me a copy of your informative catalog L-33

Name \_\_\_\_\_

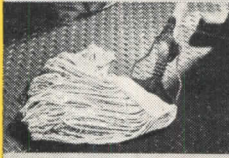
Company \_\_\_\_\_

Address \_\_\_\_\_ City \_\_\_\_\_ State \_\_\_\_\_


*A Product of* **ALAN WOOD STEEL COMPANY**  
Other Products: Billets • Plates • Sheets • Carbon & Alloy



**GRIP WITHOUT A SLIP!**



**EASY TO CLEAN!**



**EASY TO MATCH!**



## REQUIRED READING

(Continued from page 28)

particularly in India and the Far East. Architects were expected to be, and were, ambidextrous, and "the men who expended so much effort in interpreting the Picturesque often gave the full measure of their approval to structures that were not Picturesque at all and to the many remarkable products of straight-forward engineering design."

As would be expected, most of Mr. Pilcher's book is taken up with the development of the Regency style and a discussion of what it was. (Strictly speaking, he says, there is no Regency Style.) But a splendid final chapter analyzes the contributions of the period and finds them considerable, particularly in town planning. Here is the kernel of the book, and here it is that the author's careful research and detailed study come to fruition. In this volume Mr. Pilcher has made an important contribution to the understanding of a difficult period in English architecture. He has, moreover, done it in highly interesting fashion. This is a book which should be and undoubtedly will be read for pleasure before it takes its rightful place on the reference shelf. Full of anecdote, containing many quotations and 130 illustrations, it has captured the very spirit of the era with which it is concerned.


### MODERNIZATION SIMPLIFIED

*Modernizing Old Houses.* By Henry Lionel Williams and Ottilie K. Williams. Doubleday & Co. (14 W. 49th St., New York 20, N. Y.), 1948. 7 by 10 in. xiv + 270 pp., illus. \$4.95.

For those who have in mind buying, restoring or repairing an old house where George Washington may or may not have slept, this book will be very useful. From a technical standpoint it is not a volume that the professional architect would need, but it contains many worthwhile suggestions for the modernization of old houses that might be helpful to him should he be called upon to handle a job of that kind. Furthermore, the many detail drawings and diagrams are clearly and simply presented and might well be handy for the architect to have as he explains proposed changes and improvements to his client.

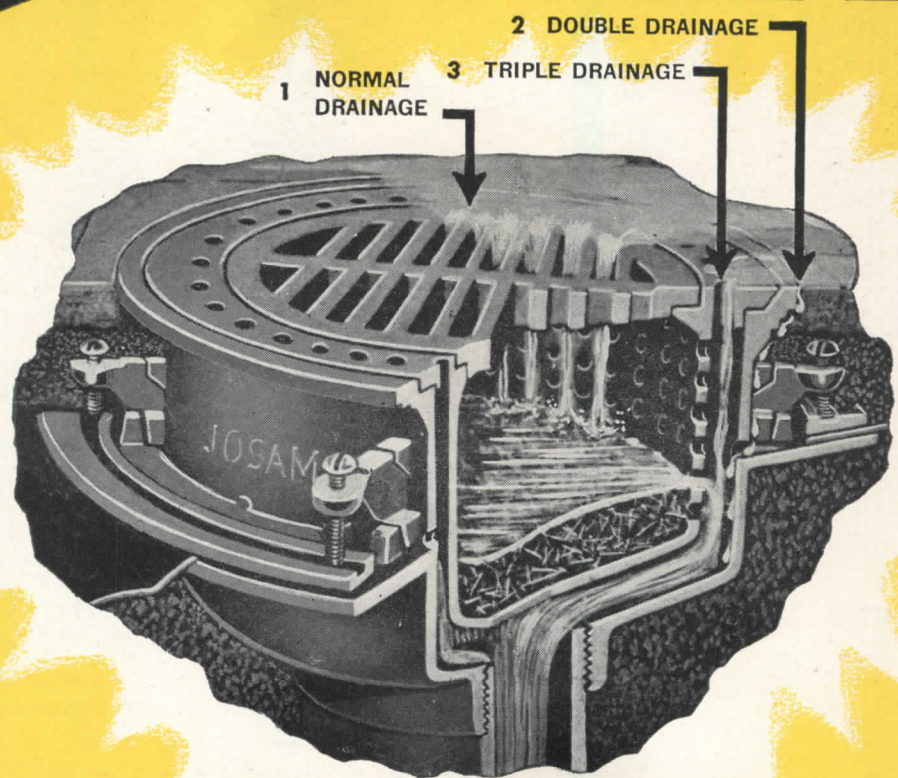
There are chapters on weatherproofing and heatproofing the house, on humidity, heating, furnaces, radiators, modernizing old kitchen and bathrooms, on termites, fire hazards and well drilling. At times, however, the authors carry their enthusiasm for the "old-time atmosphere" to extremes: witness the "modern water closet in an old-fashioned guise," the unit being completely enclosed in rustic wood paneling.

# WHEN *Drainage* GETS A BUILDING *by the Throat*



When the waste lines of a building become clogged because of inadequate or faulty drainage, its life is choked off. Water supply must be stopped... tenants are inconvenienced... damage occurs... and an expensive repair operation is often required to restore the building to normal. To prevent this from happening, specify Josam Non-Clog Triple Drainage Drains. Their exclusive features shown below provide for uninterrupted drainage... a safeguard against clogged drain lines. Why take chances when the drains cost so little compared with the investment in a building? Specify the best—Josam!

**PLAN FOR *constant* ACTION** ... ONLY *Josam* NON-CLOG TRIPLE DRAINAGE DRAINS PROVIDE THIS *Exclusive Protection*



Exclusive "three-way" performance not only assures continuous, uninterrupted floor drainage in spite of accumulated debris, but also positive protection against leakage. Sediment container intercepts debris, allowing clear water to flow into drain line (normal drainage). If water seeps into floor around drain, it is returned directly into drain line... does not spread into floor or walls (double drainage.) Even if sediment container becomes

filled with debris, drainage continues through holes in auxiliary rim, signalling need for cleaning (triple drainage). Another exclusive feature is that the strainer fits into the sediment bucket. After being cleaned, sediment bucket must be replaced, otherwise strainer will not fit into place... a positive safeguard against carelessness in cleaning! For complete information on the many types of Non-Clog Drains send coupon below.



**JOSAM MANUFACTURING CO.**  
Main Sales Offices, Josam Bldg., Cleveland 13, Ohio  
Manufacturing Division, Michigan City, Ind.  
Representatives in all Principal Cities

**JOSAM-PACIFIC CO.** San Francisco, Calif.  
West Coast Distributors

**EMPIRE BRASS COMPANY, LTD.,**  
London, Ontario  
Canadian Distributors

FURTHER INFORMATION FREE  
**JOSAM MFG. CO., 302 JOSAM BLDG., CLEVELAND 13, OHIO**

Send me complete illustrative details on Non-Clog Triple Drainage Drains.

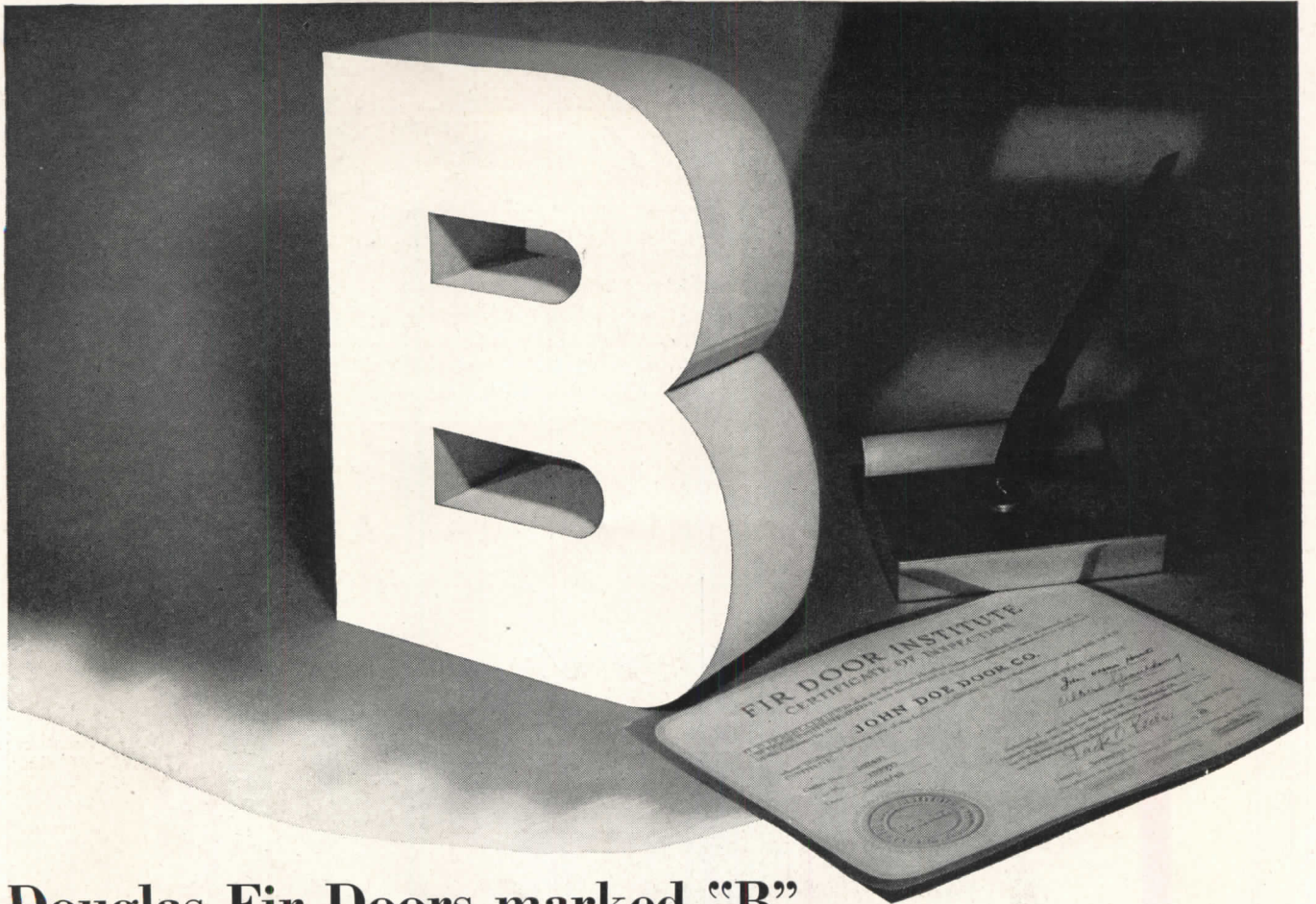
Name \_\_\_\_\_

Firm \_\_\_\_\_

Address \_\_\_\_\_

City \_\_\_\_\_ State \_\_\_\_\_

See our Catalog in Sweets, Member of the Producer's Council



## Douglas Fir Doors marked "B" Meet these Industry-Approved Standards

**GRADE B—Recommended Primarily for Paint Finish  
To be Factory Resin-Sealed**

GRADE **B** F.D.I. DO

When the letters FDI appear as part of the grade trade-mark they certify that the doors so marked not only meet industry standards but have also been officially inspected by the Fir Door Institute and, at the buyer's request, will be covered by the official, notarized Certificate of Inspection.

(Douglas Fir Doors are also made in Grades A, C and MR. Stock doors in every grade are precision pre-fit to a size 1/8-inch less than previous net catalog height, 3/16-inch less than catalog width—for ease and speed of installation.)

**FIR DOOR INSTITUTE**  
*Tacoma 2, Washington*

**STILES, RAILS, AND MULLIONS**—This stock shall be of vertical grain faces with some coarse grain permitted. It shall be sound in all respects, and may contain sap, light stains, streaks, burls, and neatly repaired pitch seams. Glued-up members are permissible. A moisture-resistant glue shall be used. Mixing of woods is permissible provided both stiles are of a single specie.

**PANELS—FLAT VENEERED**—The standard thickness of 3-ply flat veneered panels shall be 1/4 inch after sanding. Each face shall be of one or more pieces of firm smoothly cut veneer. When of more than one piece, it shall be well joined and reasonably matched for grain and color at the joints. It shall be free from knots, splits, checks, pitch pockets, and other open defects. Streaks, discolorations, sapwood, shims, and neatly made patches shall be admitted.

**PANELS—RAISED**—The standard thickness of raised panels shall be not more than 9/16 inch before sanding and not less than 7/16 inch after sanding. They may be either slash or mixed grain, or mixed woods and shall conform to the grade of the stiles and rails. Glued-up, solid panels are permissible.



# Is this a **Home** or a pastry-cook's nightmare?


*Back in the "good old days" this delirious collection of Gothic antiquities was accounted a work of art. Today, we know better.*



Today's architecture . . . requires basement-to-attic functionalism. The job of protecting light and appliance circuits demands the use of truly modern equipment. Federal NOARK Multi-Breakers . . .

reliable . . . convenient . . . good-looking . . . are as up-to-date as the most forward looking design. A complete range of ampere ratings is available—for both indoor and outdoor applications.

*Write for a copy of the "Federalog" Address Dept. T*



**NEW!**

TYPE MO-4  
THERMAL  
MAGNETIC  
MULTI-BREAKER

# Federal

NOARK

## Multi-breakers

Executive Offices: 50 Paris Street, Newark 5, N. J.  
Plants: Hartford, Conn., Newark, N. J., St. Louis, Mo., Long Island City, N. Y.

Federal Electric Products Company, Manufacturers of a Complete Line of Electrical Products, including Motor Controls • Safety Switches • Service Equipment • Circuit Breakers • Panelboards • Switchboards • Bus Duct



**Steel Joists in Housing Project** — Located in Sharon Hill and Folcroft, Pa., this well-planned development is known as Sharon Park. It consists of 114 two-story-plus-basement brick homes. Bethlehem Open-Web Steel Joists are used in the floor constructions of both the first and second floors, where they are combined with concrete slab and plaster ceilings. This floor construction is not only economical, but makes these homes fire-safe, as it prevents fire from spreading for a period of at least two hours. In addition, it is shrink-proof, sound-retardant, and immune to attack by vermin. *Architect:* S. Arthur Love, Jr., Norwood, Pa. *Contractor:* Donald M. Love, Norwood, Pa.



# ONLY *Olsonite* SEATS Have All These Selling Features!

Whether White,  
Black, Color or  
Pearlescent,  
It Is the Same  
Solid Olsonite  
Throughout . . .

Long Life, Stain-  
proof Bumpers  
Used On All  
Olsonite Seats...

Complete line of  
Models and Colors

Scientifically De-  
signed In Both  
Proportion and  
Contour with  
Smooth Curves  
and Edges . . .

When Installed,  
No Metal Fasten-  
ings Show — Brass  
Metal-Hinge Posts  
are Smartly Olson-  
ite Covered . . .

Exclusive New,  
Patented Olson-  
ite Hinge Design.

Absolutely Flat  
Under-Surface —  
Avoids Dirt and  
Germ Deposits!

Beautiful, Lus-  
trous, Olsonite  
ALL THE WAY  
THROUGH!

NOT CONCAVE —  
NOT CORE-COVERED —  
NOT HOLLOW —  
BUT LUSTROUS OLSONITE  
ALL THE WAY  
THROUGH!

## Lowest-Priced Seat of This Quality on the Market — and Guaranteed a Lifetime!


Olsonite Seats are far superior to ordinary wood, rubber, sheet-covered, or plastic-coated seats . . . and are far greater values! They won't crack, chip, peel, stain, or lose luster! Non-inflammable! No exposed metal. (Sold only through authorized plumbing and heating jobbers to Master Plumbers.) Contact your local jobber today. For full information write Olsonite Plastics Division.

*Olsonite* PLASTICS DIVISION

DIVISION OF SWEDISH CRUCIBLE STEEL COMPANY, DETROIT 11, MICH. (856) BUTLER AVE.)



# HOW REVERE GETS THE FACTS ON RADIANT PANEL HEATING



THE photograph above shows one of the test installations of radiant panel heating set up by Revere, in a building designed for continual occupancy, to develop practical information needed by architects and by engineers and contractors in the heating field. Taken as the concrete is being poured, it shows a three-tube grid type coil located in a concrete floor slab. The fourth tube (farthest left) is part of another three-tube grid type coil.

Note the wires that run across the tubes into the left hand corner of the photograph. These are thermocouple wires that are attached to the copper tube at 8-foot intervals in order to determine the reduction in temperature of the water as it travels through the tube. Additional thermocouples are used to determine temperatures within the concrete floor slab and on its surface at various points in the room. Ground temperatures under the slab have also been recorded.

Throughout the heating season, an installation like this one yields precise, valuable, operational data that are carefully recorded by Revere engineers. Then, this information, together with the results of other research projects, is given to architects, engineers and contractors in such Revere literature as "A Graphical Design Procedure for Radiant Panel Heat-

ing," "Radiant Panel Heating—A Non-Technical Discussion," and "Radiant Heat with Copper Tubing."

In all probability these books are now in your files. Be sure to refer to them whenever you need reliable data on the design or installation of radiant panel heating systems.

And be sure to specify Revere Copper Water Tube—readily available through leading distributors. This long-lasting, easy-to-bend tube is ideal for radiant panel heating. Remember—trouble always costs more than Revere Copper Water Tube.

## REVERE

COPPER AND BRASS INCORPORATED

*Founded by Paul Revere in 1801*

230 Park Avenue, New York 17, New York


• • •

*Mills: Baltimore, Md.; Chicago, Ill.; Detroit, Mich.; New Bedford, Mass.; Rome, N. Y. — Sales Offices in Principal Cities, Distributors Everywhere.*

Every Home  
Should Have  
**SUPPLEMENTARY HEAT**

...and  
**PRIMARY HEAT**

## INCLUDE *Both* IN HOME BUILDING PLANS



**ARCHITECTS** should be professionally interested in the **FA** Electric Quikheter... because it answers an age-old heating problem... that of providing complete heating comfort in any room in the home... when and where it's needed... economically, conveniently and efficiently.

The quick-acting **FA** Quikheter ideally supplements the regular heating system by providing an instant source of heat for chilly bathrooms, bedrooms, nurseries, guest rooms or rumpus rooms... at a cost of only a few cents per hour when in operation.

These attractive wall heaters now enable homeowners to regulate the heat from room to room as conveniently as turning on the lights... and quickly answer the problems of early morning heat, emergency heat at nights and the many other comfort requirements that vary from season to season... and sometimes from day to day.

For complete heating comfort include *both* primary and supplementary heat in your home building plans.

**IN THE BATHROOM,** **FA** Quikheters are used morning after morning for quick warmth when showering, shaving or dressing... and for quick drying of hair or clothes. For more information about the economy-famous **FA** Quikheter, write for our Bulletin No. 1101.





**Frank Adam Electric Co.**

ST. LOUIS 13, MISSOURI


Makers of BUSDUCT • PANELBOARDS • SWITCHBOARDS • SERVICE EQUIPMENT • SAFETY SWITCHES • LOAD CENTERS • QUIKHETER

The Kent County Hospital in Warwick, Rhode Island, makes extensive use of asphalt tile in its construction. Howe, Prout and Ekman are the architects. Neergaard & Craig, hospital consultants.




# HOSPITAL FLOORING

*By Charles F. Neergaard, Hospital Consultant.*



Scale model of the Monroe County Memorial Hospital by Rinker & Kiefer, architects. Neergaard & Craig, hospital consultants. Here, too, asphalt tile was widely used.



Latest rendering of Mercy Hospital, Miami, by Stewart & Skinner, architects. Specifications call for asphalt tile in many places. Charles F. Neergaard acted as hospital consultant.

The selection of proper flooring for the modern hospital presents a problem with many aspects. The ideal material has long been sought. Such a material should be resilient enough so that hospital personnel will find it comfortable under foot. It should be reasonably quiet to walk on and not transmit sound easily to the floor below. It should be long wearing and sufficiently rugged to stand up under the heavy traffic in hospital areas—where equipment such as wheel chairs, dressing carriages, food carts, beds and stretchers are in constant use. It should not indent objectionably under the weight of chairs, beds, tables and other furniture which is properly equipped for use on resilient floors. It must have a surface which is easily cleaned and resistant to stains from grease, food and medicine. It should be unit-laid so that replacements can be easily and economically made. Last but not least, in view of the present high building costs, it must be available at relatively low cost.

During the last fifty years, many types of floors have been used in hospitals. Among these are wood floors, marble, terrazzo, cement, magnesite composition, linoleum, cork and rubber tile.

While these materials filled some hospital floor requirements, in other respects they fell short. Either they were hard to maintain, noisy, hard under foot or slippery. Some presented a replacement problem or lacked color, and others were too high in cost.

Asphalt tile, on the market for over twenty years, offers, in my experience, the most practical and economical solution to the hospital flooring problem. It is available in a wide variety of colors and sizes in either plain or marbled patterns. A wide range of pleasing patterns can be designed. Bright, cheerful, and attractive color patterns can be used in lobbies, corridors, and public areas, while restful tones can be used in bedrooms and wards.

Asphalt tile, which conforms to United States Government specifications, is rugged and long wearing, easy to clean, and does not stain or dent readily. Since it is laid in units, it is easily replaced if damaged.

Asphalt tile can be laid directly on a smooth finished concrete slab, on, above, or below grade. It has the virtue of being unaffected by normal dampness found in the concrete slab. The transmission of sound between floors where asphalt tile is used can be materially reduced by the use of asphaltic underlayments applied on the rough concrete slab in place of the usual cement finish. This adds to the resiliency of the finished floor as well.

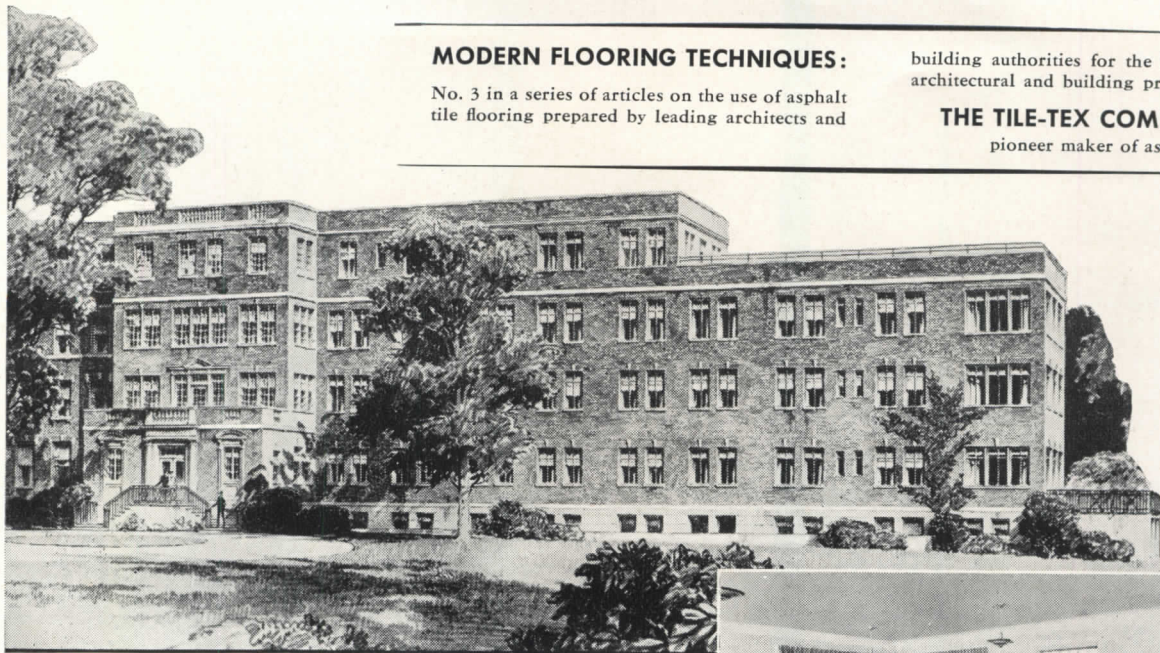
Asphaltic underlayment costs very little more than ordinary cement finish and in hospitals where it has been in use for seven to ten years shows no perceptible change as far as resiliency is concerned. With the advent of light steel construction, the chief argument for which is its low cost, the

## MODERN FLOORING TECHNIQUES:

No. 3 in a series of articles on the use of asphalt tile flooring prepared by leading architects and

building authorities for the information of the architectural and building professions.

**THE TILE-TEX COMPANY, INC.**  
pioneer maker of asphalt tile.



This rendering shows the Glens Falls Hospital, on which Milton T. Crandell was architect. Charles F. Neergaard, hospital consultant.

question of sound transmission between floors became much more important than with the conventional arch construction.

In my hospital work, I have found asphalt tile, properly cushioned, the most satisfactory flooring for general use in most sections of the building, with the exception of service areas. Occasionally a building committee will try to cut the budget by using painted cement in kitchens, pantries and particularly in stair treads and landings, not realizing that they are involving the hospital in a semi-annual expense for repainting, if they are to keep it at all presentable.

Asphalt tile is most practical in corridors, stair halls, and stair landings. Asphaltic underlayment under asphalt tile is particularly recommended here to reduce foot-step noises and add resiliency.

In Cafeterias and Dining Rooms, greaseproof asphalt tile flooring is recommended. Color and design of such a floor should be based on functional requirements and can be laid out to show traffic aisles, table areas, etc., if desired.

In Service Areas, Toilets and Bathrooms, ceramic tile floors are preferred. For kitchen and laundry, quarry tile is particularly recommended.

In Operating and Delivery Suites the improved low cost terrazzo conductive flooring, as developed by the U. S. Public Health Service, is recommended to insure protection against explosion caused by a static spark.

To those of us who spend their lives in and about hospitals the floor is always in sight and always under foot. The less we feel it, the less we hear it, the less we spend to keep it neat and clean—if it is also attractive to look at—the nearer it approaches perfection.


\* \* \* \*

*Tile-Tex\* Asphalt Tile floors have been in use in many of America's leading hospitals for over twenty years. It has convincingly demonstrated its ability to perform satisfactorily in hospital areas and has justly earned its reputation as a quality asphalt tile. For more information or reprints of this article, write The Tile-Tex Company, Inc. (subsidiary of The Flintkote Company), Chicago Heights, Illinois. Sales offices in Chicago, New York, Los Angeles, New Orleans, Toronto and Montreal.*

**The TILE-TEX Company, Inc.**  
CHICAGO HEIGHTS, ILLINOIS





\*REGISTERED TRADEMARK OF THE TILE-TEX COMPANY, INC.




In the finished structure of the Glens Falls project, this lounge shows use of asphalt tile in large areas.

Hall in the Glens Falls structure, using asphalt tile in diamond checkerboard.

Patient's room, below, shows asphalt tile used in restful colors and checkerboard design.





## ADD DAYLIGHT-ASSURE COMFORT in the same specification

*Thermopane*\* enlarges your design opportunity—enables you to provide generous daylight-transmitting areas without making concessions on comfort or heating economy. Thus, *Thermopane* fits neatly into today's pattern of more daylight, more comfort.


The *Thermopane* unit consists of two or more panes of glass, with specially-cleaned, dehydrated air between, sealed around the edges by L·O·F's *Bondermetic* (metal-to-glass) *Seal*\*. This prevents dirt or moisture from entering the insulating air space.

*Thermopane*'s low coefficient of heat transfer (U value of .58 for double *Thermopane* with 1/2" air space) reduces heat loss through the glass, saves fuel and reduces downdrafts at windows. With

*Thermopane* there's little chance of condensation forming on the glass under average conditions... making it easier to maintain proper humidity for health and comfort.

The benefits of *Thermopane* are enjoyed the year 'round, for its insulating qualities also help keep rooms cooler in summer... aid efficient operation of air-conditioning equipment.

*Thermopane* is available for prompt delivery from your L·O·F Distributor in more than 70 standard sizes as well as units of special dimensions. It may be installed in either fixed or opening sash. For complete information, write for our *Thermopane* book and Technical Sheets by Don Graf. Libbey-Owens-Ford Glass Company, 2298 Nicholas Bldg., Toledo 3, Ohio.



● Glazed throughout with *Thermopane*, Drexel School, Cicero, Illinois, provides ample daylight with more comfort in all classrooms. Because *Thermopane* deadens sound, it is practical for partitions. Stairways daylighted with a generous glass area of *Thermopane* are safer, less drafty. Architects and Engineers: Perkins and Will, Chicago.

IN CANADA, THERMOPANE IS SOLD BY PILKINGTON GLASS, LTD.

\*®

Only Libbey-Owens-Ford makes

*Thermopane*



**LIBBEY · OWENS · FORD**

*a Great Name in* **GLASS**



# 60<sup>th</sup> Anniversary



# FIRST

**DRAWING PENCIL MADE  
IN 17 DEGREES  
IN PERFORMANCE  
IN QUALITY**

KOH-I-NOOR Drawing Pencils are precision instruments of the finest quality, professionally designed and manufactured by the most modern type of machinery. Expert supervision of every step, meets the exacting requirements of all architects, draftsmen, engineers and artists.

Specifications . . . 17 Degrees ✓ Uniform Accurate Grading ✓ Long Wearing ✓ Unsurpassed Breaking Strength ✓ Smooth ✓ Clear, Sharp Lines ✓ Black ✓ Opaque (Perfect Reproduction) ✓ Long Seasoned Cedar ✓ Strong Wood-Lead Adherence ✓ Lustrous Finish ✓

*The Time-Tested #1500... 10¢*



**NEW!**

THE  
SUPER-DE-LUXE  
KOH-I-NOOR #1500-1  
DRAWING PENCIL

**15¢**

*Again Available... #1600*


**KOH-I-NOOR POLYCOLOR PENCILS**

WITH IMPORTED LEADS  
IN **65** COLORS




Degree Marking in Brown Panel  
Rounded Dipped End  
Imported Leads—17 Degrees  
Printed Cellophane Wrap  
Packed in Metal Boxes

**KOH-I-NOOR PENCIL COMPANY, INC.**  
BLOOMSBURY, NEW JERSEY



**NAUGAHYDE KEEPS YOUNG**

**AND BEAUTIFUL!**



*U.S. Naugahyde*<sup>®</sup>  
THE FINEST IN PLASTIC UPHOLSTERY



*Decorators' Colors*  
Won't fade or grow dull



*Sunproof*  
Won't crack, flake or chip



*Scuff-Proof*  
Tough—wear resistant



*Stain-Proof*  
Grime can't dig its way in



*Washable*  
Spills wipe off easily



*Non-Inflammable*  
Won't support a flame



*Flexible*  
Easy to tailor

MADE ONLY BY

**U.S. RUBBER**  
SERVING THROUGH SCIENCE




COATED FABRICS DIVISION • MISHAWAKA, INDIANA

UNITED STATES RUBBER COMPANY

# FACILITIES . . not FACADES

Make and keep a building modern



STEEL Q-FLOOR is shown here with suspended ceiling and a condensed presentation of mechanical equipment needed in a modern building.

The success of a building depends upon how well it meets modern needs and how many decades it can continue to stay modern.

Look at the cross section of this modern floor. The steel channels are **Q-Floor**. This subfloor is right in line so far as cost goes. It costs less than the carpet to cover it. But consider what it does for your building.

First: **Q-Floor** cuts construction time 20 to 30% because it comes pre-cut. Two men can lay 32 sq. ft. in 30 seconds. Construction is dry, noncombustible, clean. **Q-Floor** becomes a platform for all other trades as soon as laid. Therefore, all work moves faster. This time saved results in construction money saved and also in earlier revenue.

Second: **Q-Floor** makes possible an electrical outlet on any six-inch area of the entire exposed floor. The channels are crossed over by raceways carrying wires for every conceivable electrical service. An outlet, anywhere, at any time, takes literally only a few

minutes. An electrician drills a small hole, without trenches or fuss, installs the fitting.

This permits you to locate outlets and partitions *after* tenants move in. Such *permanent flexibility* of floor layouts enables a building to keep *permanently modern*—in its facilities.


You can see **Q-Floor** Fittings at any General Electric construction materials distributor's. For data on the suspended ceiling (no pre-set inserts needed); on its light weight (less than forty pounds per sq. ft. including ceiling); on the four-hour fire rating; on the availability of steel (remember—you must allow time for demolition and excavation, so the steel *will* be ready) call a Robertson representative or write:

**H. H. ROBERTSON COMPANY**

2404 Farmers Bank Bldg., Pittsburgh 22, Pennsylvania

Offices in 50 Principal Cities  World-Wide Building Service

**PLAN-O-LITE . . . THE FRINK SERVICE  
THAT GUARANTEES LIGHTING SATISFACTION**



Executive Quarters of the Peoples First National Bank & Trust Company, Pittsburgh, Pa. Recessed 6 lamp Slimline troffers, 8 ft. long, provide high level of illumination on mezzanine floor. Troffers are accessible through top for servicing.

Frink's **PLAN-O-LITE** service is unique in the lighting industry. Backed by more than ninety years of experience, it insures the *right start* in determining the proper fixtures and arrangement to secure maximum lighting efficiency.

A Frink **PLAN-O-LITE** is a complete lighting layout, *custom-engineered* to meet your exact requirements. There's no extra charge for this service. Furthermore, many Frink customers have found that **PLAN-O-LITE** saved them a considerable sum through proper planning. And lighting satisfaction is *guaranteed*, if Frink specifications are followed.

Send for our sample packet of **PLAN-O-LITE** layouts and photos, showing a variety of modern fluorescent installations by Frink.

The coupon will bring them promptly by return mail.

**CLIP THIS TO YOUR LETTERHEAD**



THE FRINK CORPORATION  
27-01 Bridge Plaza North, L. I. C., N. Y.  
Without cost or obligation, send your sample packet of **PLAN-O-LITE** fluorescent layouts and photos to the

Attention of .....  
( ) also please send catalogue of new Frink fluorescent fixtures.

9-AR

There's a Frink L-I-N-O-L-I-T-E fixture correctly engineered for every commercial fluorescent lighting need. Seventeen standard designs of highest quality workmanship and materials, each available with matching incandescent down-lights if desired. Check coupon at left for your copy of the Frink catalogue today.



**THE FRINK CORPORATION**

27-01 BRIDGE PLAZA NORTH, LONG ISLAND CITY, N. Y.



## French, Shriner & Urner chose METLWALS for beauty, movability, durability

Here's what  
this  
METLWAL  
user says:

### FRENCH SHRINER & URNER

EXTRA QUALITY MEN'S SHOES  
FACTORY AND EDUCATIONAL OFFICES  
BOSTON 10, MASS.

"The M-P METLWAL installation in our offices certainly exceeds our expectations...

...We decided to purchase our partitions since the qualities we sought were so markedly embodied in them...

...The completeness of the erection and final appearance of modern simplicity and exceptional wood grain finish have more than justified our investment...

...We have received many favorable comments from visitors."

*B. M. Shriner*



Mr. B. M. Shriner, President  
French, Shriner & Urner  
Boston, Mass.

**METLWAL** Partitions and Paneling have a lot to offer! Metlwals alone combine distinctive beauty—simple construction—easy maintenance—and rapid installation. They're factory-finished in rich wood grain reproductions or baked enamel... will not reflect harsh, metallic light... will not chip, crack or craze... are Bonderized against rust.


**METLWALS** are installed in four easy steps by erection crews... (1) attach floor and ceiling channels; (2) insert studs in channels; (3) snap on panels; (4) slip on base. One man can handle a full-size panel. All parts and panels can be cut on the job. No need for plaster in new construction. No filler

boards or patchwork. *Only a few standard parts from warehouse stock.* And Martin-Parry's modern production facilities, in our huge new Toledo plant (*one wing shown below*), insure uniform panels for interchangeability... long-wearing installations that hold maintenance costs to a new low!



**Write today** for your copy of our latest catalog A-9, containing METLWAL specifications, drawings and installation photographs. See how METLWAL can help you plan beautiful interiors. Send for

information to: Martin-Parry Corporation,  
Toledo 1, Ohio.



MARTIN PARRY



PRODUCTS

# METLWALS


68 Years of Service

**ALL-FLUSH PANELING  
MOVABLE PARTITIONS**

ENGINEERING AND ERECTING SERVICE AND  
WAREHOUSE STOCKS FROM COAST-TO-COAST

### PACIFIC DISTRICT

5051 Santa Fe Avenue, Los Angeles 11, Cal.



**R. F. LAUER**  
District Manager

Assisted by

|                |                 |
|----------------|-----------------|
| J. N. Berger   | M. R. Overbye   |
| E. J. Berlet   | G. F. Sainsbury |
| W. R. Eby      | W. W. Sandholt  |
| Maron Kennedy  | C. A. Shapiro   |
| W. B. Ludwig   | F. H. Stephens  |
| T. A. Marshall | D. D. Stone     |
| H. T. Orebaugh | G. H. Walker    |

### SOUTHWEST DISTRICT

2201 Texas Avenue, Houston 1, Texas




**A. C. EDWARDS**  
District Manager

Assisted by

|                                |                |
|--------------------------------|----------------|
| H. W. Broadwell, Sales Manager |                |
| F. D. Graham                   | W. R. McGinnis |
| R. P. James                    | C. H. McLeod   |
| C. W. Lane                     | J. F. Moss     |
| W. K. Laster                   | R. S. Sandifer |
| H. Z. Thomas                   |                |

### MIDWEST DISTRICT

117 South 11th Street, St. Louis 2, Mo.



**E. F. EDWARDS**  
District Manager

Assisted by

|                               |                  |
|-------------------------------|------------------|
| C. S. McDorman, Sales Manager |                  |
| Fred Downs                    | P. O'Daniel      |
| E. A. Froese                  | O. A. Rohner     |
| J. C. McDonald                | C. G. Skinner    |
| H. W. Meinholtz               | H. W. Walling    |
| V. D. Morgan                  | E. F. Weber, Jr. |
| W. Wilder                     |                  |

### CENTRAL DISTRICT

185 N. Wabash Avenue, Chicago 1, Ill.




**J. J. FLORETH**  
District Manager

Assisted by

|                 |                   |
|-----------------|-------------------|
| G. W. Ashlock   | R. E. Miller      |
| W. E. Barnum    | S. M. Miner       |
| H. G. Chapin    | C. G. Quermann    |
| L. J. DuBois    | J. F. Raether     |
| T. M. Hughey    | K. A. Roffman     |
| E. N. Kerrigan  | B. O. Schwendener |
| I. F. Lounsbury | D. C. Warfield    |

# York Products... York Leadership...


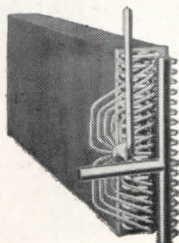
## Backed by These York-Trained




### AIR CONDITIONERS

Sprayed finned surface dehumidifier single units up to 60,000 C.F.M.

Finned sections for central station coil banks.



Horizontal or vertical air conditioners from 1500 to 10,000 C.F.M.



### ECONOMIZERS (evaporative condensers)

Sizes to match compressor capacities

**EAST CENTRAL DISTRICT**

2700 Washington Ave., N.W., Cleveland 13, O.



**H. S. YODER**  
District Manager

Assisted by

- |                               |                 |
|-------------------------------|-----------------|
| C. J. Schurman, Sales Manager |                 |
| L. W. Cordrey                 | L. Lewis        |
| L. R. Craig                   | L. P. Quinlivan |
| J. O. Currie                  | J. A. Schurman  |
| C. G. Gillespie               | G. O. Weddell   |
| F. J. Goff                    | A. P. Wolff     |
| W. P. Kohn                    | D. J. Wood      |

**SOUTHERN DISTRICT**

412 Houston Street, Atlanta 1, Ga.



**M. M. CROUT**  
District Manager

Assisted by

- |                  |                   |
|------------------|-------------------|
| R. C. Barnes     | J. C. Malone, Jr. |
| R. A. Chandler   | Walter May        |
| M. P. Echols     | D. P. Schiwetz    |
| E. C. Harper     | Ned C. Scott      |
| O. W. Hogan, Jr. | R. A. Warnock     |

**MIDDLE ATLANTIC DISTRICT**

1616 Walnut Street, Philadelphia 3, Pa.



**M. S. LEBAIR**  
District Manager

Assisted by

- |                             |               |
|-----------------------------|---------------|
| R. G. Werden, Sales Manager |               |
| J. W. Chandler              | J. J. Seelaus |
| T. Y. Davis                 | W. E. Shuff   |
| C. W. Hamphill              | R. J. Sigel   |
| W. R. Hollinger             | R. L. Smith   |
| J. S. McCollan              | J. M. Stipp   |
| W. F. Otis                  | C. M. Taylor  |

**NORTH ATLANTIC DISTRICT**

100 East 42nd Street, New York 17, N.Y.



**A. CHRISTENSEN**  
District Manager

Assisted by


- |                              |                |
|------------------------------|----------------|
| R. K. Serfass, Sales Manager |                |
| W. Allen                     | J. W. Floreth  |
| A. N. Barnes, Jr.            | C. P. Foley    |
| H. W. Coon                   | L. J. Jacobson |
| A. J. Cordrey                | J. Krsnak      |
| L. S. Davis,                 | W. S. Levings  |
| (Mgr. Boston)                | R. C. Niess    |
| W. G. Davis                  | Thorfin Olsen  |
| J. G. Doebrich               | P. L. Sackett  |
| C. W. Egbert                 | E. Spencer     |
| J. E. Fitzsimmons            | H. E. Taylor   |
|                              | C. Weigand     |

**W**HATEVER the refrigeration or air conditioning specification, there's a complete range of York equipment to meet it . . . And *wherever* the location of the job, there's a York-trained engineer within easy reach for practical assistance in planning and layout.


This experienced, technically trained manpower — backed by facts and figures from thousands of successful York installations — is at the service of architects, consultants and contractors, from the planning stage right through to final installation.

And installation is not the end of York responsibility. Through a special maintenance service contract, you are assured uninterrupted, efficient operation of York equipment by your nearest York-trained maintenance staff. York Corporation, York, Penna.

**Engineering Staffs**





**TURBO SYSTEMS**  
9 compressor sizes . . . air conditioning capacities to 1600 tons.



**VIW FREON COMPRESSORS**  
15 to 350 tons.

# THERE ARE TWO SIDES TO A ROOF...



**FREE!** ... Ask for this booklet. 24 pages illustrated in full color. A helpful guide in choosing exterior colors.

## ...the practical and the gay!

How fortunate that the roof that gives the utmost in weather protection, fire resistance, and economy also adds charm, color and beauty of line!

It's true! Asphalt Shingles are, first of all, just what the weather ordered—manufactured to weather's specifications. They're built to resist rain, snow, sleet; the effects of extreme temperature changes; the destructive rays of the sun. They're built to provide a highly fire-resistant surface. They're built to last.

But beyond their very practical and thrifty side, Asphalt Shingles have been built, also, to add beauty. They have been produced in a wide range of colors to lend gayety, dignity or friendly warmth; to blend or contrast with the setting; to keynote the whole scheme of exterior styling.

The book pictured above, prepared with the help of architects, offers some new thoughts on the design and color possibilities of Asphalt Shingles. Write for a free copy.

CONSTRUCTION'S BIGGEST  
DOLLAR'S WORTH

# ASPHALT SHINGLES

ASPHALT ROOFING INDUSTRY BUREAU  
Room 1752 • 2 W. 45th St. • New York 19, N. Y.


Sponsored by 28 Leading Manufacturers of  
Asphalt Shingles • Roll Roofings • Sidings  
and Built-Up Roofings

COLORFULLY BRIGHT . . . FUNCTIONALLY RIGHT



Setting  
for  
industrial  
efficiency

INTERIORS  
of  
*Facing tile*



How can a *wall* help production?

In many ways, if it's a wall of Structural Clay Facing Tile.

It can help increase workers' efficiency, decrease operating costs, protect product processing, afford greater plant sanitation.

In food, drug and chemical plants, or in any industry where maximum cleanliness is vital to production, Facing Tile is ideal. It's *impervious* to bacteria, grease, dirt, steam, blood or brine... resists most acids...cleans quickly and easily with soap and water or hosing. *And* employees have a lighter, brighter place to work, do a better job in clean, cheerful interiors of Facing Tile.

Facing Tile is economical. It builds fast, saves construction time

and money. It's built to *last*. Made of dense, light-burning fire clay, it will not crack, scratch or decay, will need no refinishing, no redecorating, no "extra" upkeep...*ever!* It's structurally strong, fireproof, flexible in design.

Facing Tile is available in a variety of light-reflecting colors, glazed or unglazed, in efficient modular sizes. For additional data contact any Institute member or see Sweet's Catalog.

**SEND FOR MODULAR FACING TILE HANDBOOK**

*Free* to registered architects and engineers who write on their letterhead, 50c to others. Address Desk AR-9 of the Institute.

**FACING TILE INSTITUTE**

1756 K STREET, N. W. • WASHINGTON 6, D. C.

**INSTITUTE MEMBERS**

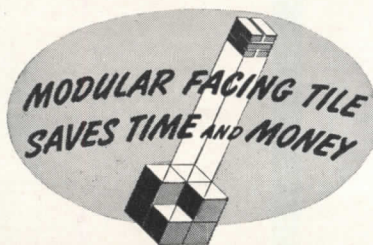
Belden Brick Company, Canton, Ohio

Continental Clay Products Co., Kittanning, Pennsylvania

Charleston Clay Products Co., Charleston 22, West Virginia

Hanley Company, New York 17, N. Y.

Hydraulic Press Brick Co., Indianapolis, Indiana



Mapleton Clay Products Co., Canton, Ohio

**INSTITUTE MEMBERS**

Metropolitan Paving Brick Co., Canton, Ohio


National Fireproofing Corp., Pittsburgh 12, Pennsylvania

Stark Brick Company, Canton, Ohio

Standard Clay Manufacturing Co., New Brighton, Pa.

West Virginia Brick Company, Charleston, West Virginia

FLAGG  FLOW



## Brass or Copper — Pipe or Tubing

Now you may join *any* brass or copper pipe or tubing (I.P.S. or L and K) without threads. For FLAGG-FLOW in bronze extends the range of Flag *Threadless* Fittings to include iron pipe sizes in both pipe and tubing — joined in “one-piece” security by brazing.

Now, too, every advantage that has made FLAGG-FLOW Malleable Fittings the talk of the piping industry is available in *bronze*. And to users of non-ferrous piping, FLAGG-FLOW supplies the *first* fully streamlined fitting for

iron-sized pipe.

FLAGG-FLOW Bronze Fittings give you complete freedom of choice in brazing alloys. With a precision-machined cup that permits close tolerances, you may stick-feed *any* capillary brazing alloy to *any* FLAGG-FLOW Bronze Fitting taken from stock.

Yes, in brass or copper pipe or tubing, turn to FLAGG for *threadless* joints. Plan now to make your next job FLAGG-FLOW. Meanwhile, ask for fully descriptive literature.

## EXCLUSIVELY FLAGG!


### Join Steel or W.I. Pipe by Brazing



FLAGG-FLOW *Threadless* Malleable Fittings give to steel and iron pipe the streamlined, low-friction loss advantages of welding at substantially lower cost. Using high melting point, silver brazing alloys, you simply CLEAN—FLUX—HEAT to get a “one-piece” system as strong as the pipe itself.

FLAGG-FLOW is the *first threadless* malleable fitting, and the *first* air-tested, 150-pound malleable fitting ever to be sold from stock. Small wonder that more and more engineers and contractors are turning to FLAGG-FLOW for flexibility of layout, security and strength.

MALLEABLE IRON FITTINGS, STD., EX. HVY. AND AAR • CAST IRON FITTINGS • DRAINAGE FITTINGS • FLANGE UNIONS • FLANGES



## Turn to **FLAGG** for **THREADLESS** Joints



### CAST BRONZE SOLDER-JOINT FITTINGS

As you would expect, you get big plus values in Flagg Cast Bronze Solder-Joint Fittings. Cast from 85-5-5-5 ingot, these heavier *cast* fittings retain the heat at point of application — allowing full and complete flow of the solder. The expansion, under heat, of Flagg Cast Fittings is slightly greater than that of copper tubing, so that, on cooling, the fitting grips the tube. Moreover, Flagg Fittings will not warp or get out of round under the greater heat of high melting point alloys.

For “one-piece” security with solder-joint fittings, use Flagg Cast Bronze — each fitting air-tested under water and rigidly inspected for accurate tolerance and alignment.


**STANLEY G. FLAGG & CO., Inc.**  
ESTABLISHED 1854

General Offices: 1421 CHESTNUT STREET, PHILADELPHIA 2, PA.  
Works: STOWE, MONTGOMERY COUNTY, PENNSYLVANIA

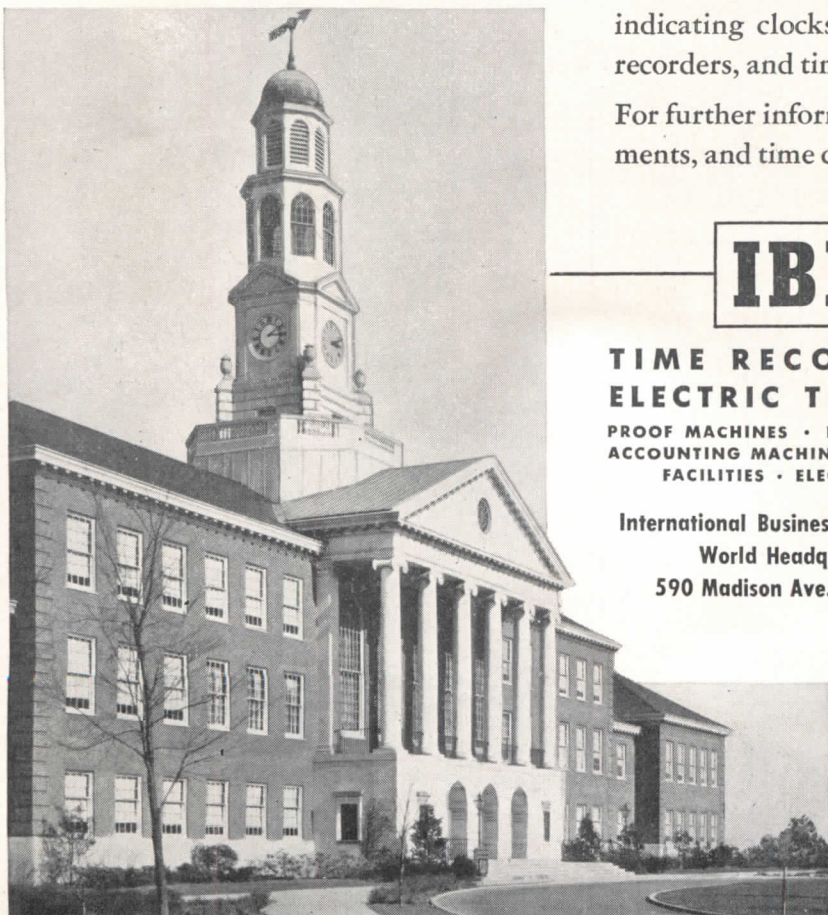
GROUND JOINT UNIONS • BRONZE THREADED FITTINGS • BRONZE SOLDER FITTINGS • UNDERGROUND TANK FITTINGS



*Poughkeepsie New Yorker Building*



*John Carroll University*



*Trenton Central High School*

# *Landmarks of Time*

In Poughkeepsie, Cleveland, Trenton, Los Angeles, and in other communities throughout the country, the people view with pride their *landmarks of time* — tower clocks and outside clocks in the leading banks, schools, municipal buildings, department stores, terminals, industrial concerns.

To assure consistently dependable operation of such clocks, IBM manufactures tower clock movements of fine workmanship. These movements can be installed with an IBM tower clock, or can be used to modernize worn-out or obsolete tower clocks.

All faces of a tower clock are held to accurate, uniform time by an IBM Self-regulating Master Time Control which eliminates manual setting of hands. The same Control also will regulate any number of indicating clocks, signals, attendance and job cost recorders, and time stamps throughout the building.


For further information on IBM tower clocks, movements, and time controls, write to the address below.

## **IBM**

### **TIME RECORDERS AND ELECTRIC TIME SYSTEMS**

**PROOF MACHINES • ELECTRIC PUNCHED CARD  
ACCOUNTING MACHINES AND SERVICE BUREAU  
FACILITIES • ELECTRIC TYPEWRITERS**


**International Business Machines Corporation,  
World Headquarters Building,  
590 Madison Ave., New York 22, N. Y.**




*Los Angeles Union Passenger Terminal*

# Beauty on a Budget

## WITH CURTIS WOODWORK




Here is a splendid example of the type of doorway often seen on Pennsylvania Colonial homes. It is suitable for houses of any structural material. Design C-1733.




With its interesting lattice, this Curtis entrance is especially suited to the small home. Note the sheltering protective hood. Design C-1767.

• Good taste—enduring beauty—need not bear a high price tag, when you choose Curtis Woodwork for the houses you plan and build. Curtis Woodwork provides distinction and livability even when the building budget is strictly limited—and Curtis standards of quality assure lasting value for the owner. Examples on this page—chosen from among the wide range of Curtis designs—will prove the case.

When in New York, visit the Curtis Woodwork Display at Architects' Samples Corporation, 101 Park Ave.



Built-in furniture of good design adds permanent charm and value to any house. This simple, yet charming, Curtis cabinet—design C-6526—is made for corner use also.



"Utility made beautiful" is a fitting description for this Curtis cabinet for books, chinaware or collections. Easily installed in old or new homes. Design C-6503.



A late eighteenth century mantel—adapted from one in the old Lee House at Marblehead, Mass. Note the unusual shape of the fascia board. Fits any traditional style architecture. Design C-6063.



There's a "homey" air about this well-proportioned mantel—a new design by Curtis. Nearly all Curtis mantels are supplied with adjustable architrave—an aid in planning. Design C-6040.

### Mail Coupon for Complete Information



CURTIS COMPANIES SERVICE BUREAU  
AR-9W Curtis Building, Clinton, Iowa

Gentlemen:

Please send me your book on Curtis Stock Architectural Woodwork.

Name .....

Address .....

City .....

State .....

I am  Architect,  Contractor,  Prospective Home Builder,  Student.

Please check above.

# Where even the AIR is appetizing...



## AAF Super-Clean Air Increases Customer Comfort and Cuts Cleaning Costs

SMART restaurant owners—like the owners of "Meal-A-Minit" in New Orleans—know that patronage is more than a matter of serving good food. The "extras" count: smart appointments, courteous service, air conditioning — and super-clean air as supplied by AAF Electro-Cell Precipitators.

AAF Electronic Precipitators insure truly effective air conditioning — providing a barrier against the entrance of outside dirt, dust and smoke; removing guest-generated tobacco smoke from the dining area. Silver and glassware retain their sparkle. Smart interiors retain that glow of spanking newness. And the savings resulting from lower cleaning costs quickly pay for this positive protection.

If you want to insure your clients the maximum benefits of super-clean air, you will want to recommend and install AAF Electronic Precipitators. There's a type and size to meet all commercial and industrial requirements. Complete product data (and capable engineering assistance, if desired) can be obtained from your local AAF representative or by writing to—

**AMERICAN AIR FILTER COMPANY, INC.**  
389 Central Avenue, Louisville 8, Ky.  
In Canada: Darling Bros., Ltd., Montreal, P. Q.




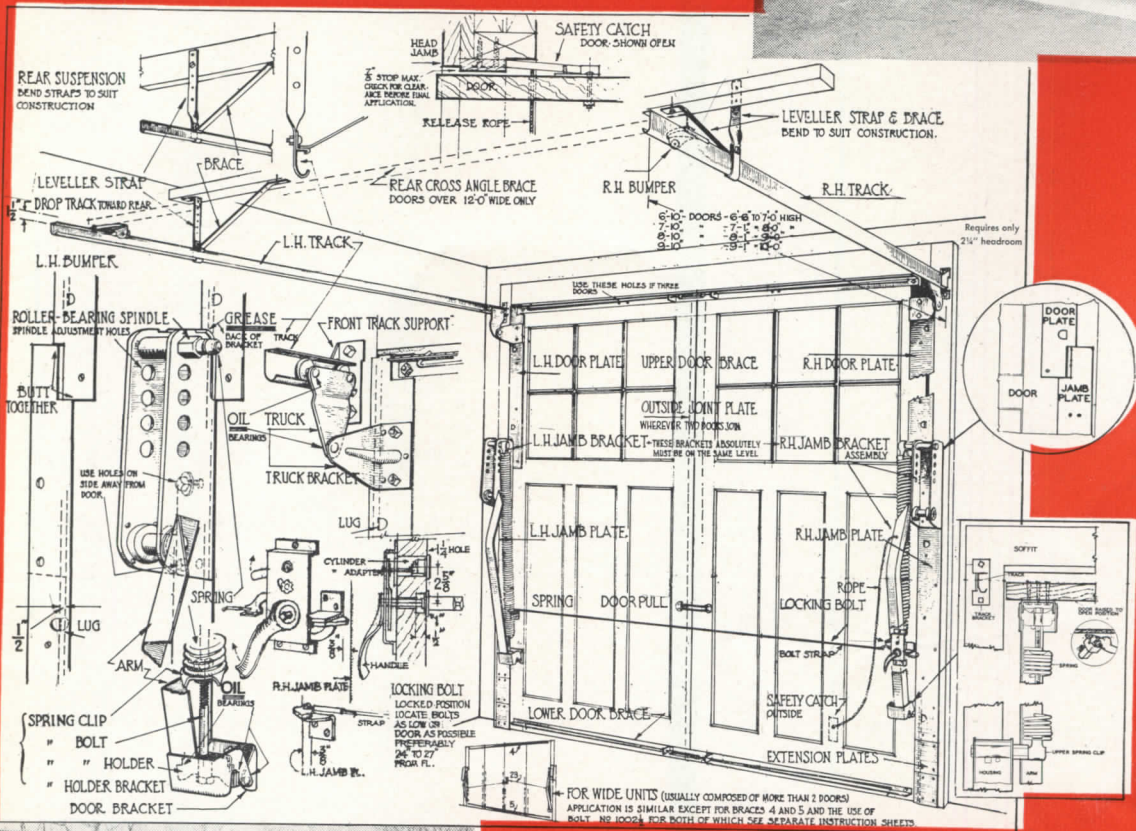

*Meal-A-Minit, popular New Orleans restaurant, features modern air conditioning equipped with AAF Electro-Cell Electronic Precipitators.*



**AIR FILTERS  
AND ELECTRONIC PRECIPITATORS**

# For Easier Operating

## COMMERCIAL AND INDUSTRIAL ENTRANCES . . .



### SPECIFY STANLEY FLOATING\* #2730 "SWING-UP" GARAGE DOOR HARDWARE!

The Stanley No. 2730 Floating "Swing-Up" Door Sets are principally designed to give greater ease and efficiency of operation to commercial and industrial openings. They're so well balanced a child can operate them. When the door is open, it is up and out of the way, completely inside the building. A slight push or pull on the door causes the large coiled springs to "float" the door open without effort.

The top of the door is supported by a heavy truck bracket and rolls on two heavy ball bearing wheels on each side. The door swings out at the bottom and in at the top compactly under the header. Heavy steel weatherstrips completely seal door on both sides.

Steel braces join two or more doors together at top and bottom, making a rigid one-piece door, secure against warping.

Stanley "Swing-Up" doors require a minimum of headroom, sideroom and depth. The No. 2730 Set comes in various sizes, depending on the weight and size of the doors for which it will be used. Especially recommended for two-car garages. For full details on Stanley Floating Door Equipment, write to The Stanley Works, Garage Hardware Department, New Britain, Conn.

\*Copyrighted

# STANLEY

## THE GREATEST NAME IN DOOR HARDWARE!

Reg. U.S. Pat. Off.  
HARDWARE · HAND TOOLS · ELECTRIC TOOLS

For Any Residential, Commercial or Industrial Door  
That Lifts — Slides — Swings — Rolls — Or Folds.

\*COPYRIGHTED

**BESIEGED  
BY  
"WIRE-ITIS"?**

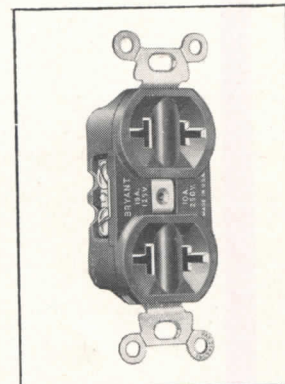


**BRYANT "BACK WIRED" OUTLET PROMOTES EASY WIRING**

Now—back wiring makes for better wiring. The Bryant 9260 duplex convenience outlet provides perfect mechanical and electrical connections with pressure clamping contacts . . . eliminates wire looping at terminal screws . . . makes installation simple and easy.

The many superior features of this device—the strong conductor clamps, insulation stripping guide, double-sided contacts, T-slots—make it a "must" for specification grade work. It can also be side wired in the conventional manner. Available in brown or ivory.

Your electrical wholesaler will be glad to show you why the new Bryant 9260 outlet is the answer to "wire-itis" problems.



**THE BRYANT ELECTRIC COMPANY**

Bridgeport 2, Connecticut

CHICAGO • LOS ANGELES



*60th  
Anniversary  
1888-1948*



# Your clients get the heat they pay for with **THERMOLIER UNIT HEATERS**

In drawing up plans now for new construction or renovation, make certain your clients will have economical heat *where they want it* when winter comes. Proper heat *at the working level*, not banked uselessly near the ceiling, is assured with Thermoliers.

Thermolier's 12 points of superiority make it first choice for efficient, trouble-free service . . . reflect savings in fuel bills\*.

\*A Railway and Dock Shop reports savings of 35%.

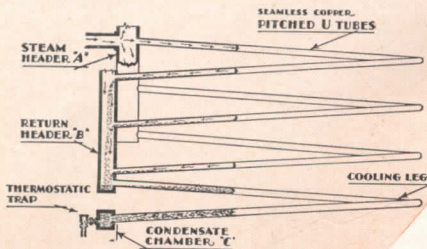
A well-known manufacturer . . . 29%.

A large manufacturer operating more than 50 plants . . . 30% average.


You'll find the whole story on Thermolier detailed in Catalog 29d-19 of Sweet's Architectural Files. A Grinnell engineer or your local Thermolier Distributor will be glad to help you work out any heating problem.

## WHAT THERMOLIER'S SUPERIOR FEATURES MEAN TO YOUR CLIENTS:

➔ Plain thermostatic trap, the simplest and least expensive kind of trap, made practical because of Thermolier's exclusive internal cooling leg.



➔ Damaging strains caused by expansion and contraction eliminated by "U" type expansion tubes.



➔ Safety and durability assured with leak-proof tube-to-header construction.

➔ Maximum capacity provided at all times and annoying and destructive water hammer eliminated because built-in pitch of the tubes and internal cooling leg assure continuous drainage of condensate.

Additional desirable advantages from eight other features. Write for Thermolier Catalog 6-E.

**GRINNELL COMPANY, INC.**  
Providence 1, R. I.

### Branch Warehouses

Atlanta 2, Ga.  
Charlotte 1, N. C.  
Chicago 9, Ill.  
Cleveland 14, O.  
Cranston 7, R. I.  
Fresno 1, Cal.  
Houston 1, Tex.


Kansas City 16, Mo.  
Long Beach 10, Cal.  
Los Angeles 13, Cal.  
Milwaukee 3, Wis.  
Minneapolis 15, Minn.  
New York 17, N. Y.  
Oakland 7, Cal.

Philadelphia 34, Pa.  
Sacramento 14, Cal.  
St. Louis 10, Mo.  
St. Paul, Minn.  
San Francisco 7, Cal.  
Seattle 1, Wash.  
Spokane 15, Wash.

**GRINNELL**

WHENEVER **PIPING** IS INVOLVED

# MODERN DESIGN



*Demands*

the

**RICE**

**3WAY**

DOOR CLOSER

HINGE

DOOR CHECK

The Revolutionary Unit Especially Designed for  
**GLASS & HEAVY METAL DOORS\***

- 1 **RICE "in the door"** principle assures Original BEAUTY of door design.
- 2 **Factory Installed** "in the door" mechanism means easy—economical—fast door installation.
- 3 **Sealed-in-unit** offers Fingertip control, positive non-jamming action—automatic 90° open position.

\* SOLD EXCLUSIVELY BY LIBBEY-OWENS-FORD GLASS CO.

**RICE ENGINEERING COMPANY**

1733 CORDOVA • LOS ANGELES 7, CALIFORNIA

Please send me further information about the new, Revolutionary Rice 3-way Hinge—Model 17—Especially designed for glass and heavy metal doors.

NAME .....

FIRM NAME .....

ADDRESS .....

CITY ..... ZONE ..... STATE .....



**Engineering Co.**

1733 CORDOVA • LOS ANGELES 7, CALIFORNIA



## Safeguards buildings against lighting failure

In buildings where many people assemble . . . hospitals, schools, theaters, stores, factories . . . sudden lighting failure may endanger life and property.

Such lighting failures do occur. For despite all precautions of utility companies, accidents beyond their control can cause interruptions of normal electric current. Storms, floods, fires and collisions may occur with little or no warning and are a menace to electric power lines.

You can safeguard the buildings you design against such lighting failures. Exide Emergency Lighting provides safe, sure, modern protection. Batteries are always fully charged and respond *instantly* and *automatically* when needed.

**1888 . . . Dependable Batteries for 60 Years . . . 1948**

THE ELECTRIC STORAGE BATTERY COMPANY, Philadelphia 32 • Exide Batteries of Canada, Limited, Toronto

# Rolling Steel Doors

*Manually • Mechanically • Power Operated*


The vertical action of Rolling Steel Doors conserve space . . . they offer many operating advantages in addition to providing greater protection and longer life through the permanence of steel. These advantages are inherent in all doors of this type. But, in Mahon Rolling Steel Doors you get a greater door value . . . this is immediately apparent when you compare the details of construction and the materials employed at critical points. Operators too, have exclusive features which have proved very desirable from an every-day operating standpoint. See Mahon's Insert in Sweet's Files for complete information, details, and specifications—you will find that Mahon Rolling Steel Doors have been designed and manufactured to give trouble-free service for a longer period of time.

**T H E R . C . M A H O N C O M P A N Y**


Detroit 11, Michigan • Western Sales Division, Chicago 4, Illinois

*Representatives in All Principal Cities*

Manufacturers of Rolling Steel Doors, Grilles, and Underwriters' Labeled Rolling Steel Doors and Fire Shutters, and Mahon Steel Deck for Roofs, Sidewalls, Partitions, Acoustical Ceilings, Permanent Floor Forms.




Mahon Release Device and Governor on the Automatic Closing Mechanism of a Mahon Rolling Steel Fire Door. Fusible Links Release the Mechanism in case of Fire and the Door closes Automatically.



Mahon Release Device for Chain-Gear Operator on Mahon Chain Operated Rolling Steel Fire Doors. Fusing of the Fusible Link, which Releases the Automatic Closing Mechanism, Simultaneously Disengages the Chain Gear Operator in Case of Fire. This Type of Mahon Automatic, Underwriters' Labeled Rolling Steel Fire Door may be Operated Mechanically in General Service by means of the Chain-Gear Operator.

At Right: Mahon Underwriters' Labeled Rolling Steel Fire Door, 24 x 15 ft., in a Fire Wall of the New Greyhound Service Garage Building, Detroit, Michigan. Harley, Ellington & Day, Architects.



ROLLING STEEL DOORS, SHUTTERS AND GRILLES TO MEET EVERY REQUIREMENT

# MAHON

*from One Source*

**... everything**


COMMERCIAL BUILDINGS  
RESIDENTIAL PROJECTS  
MUNICIPAL BUILDINGS  
INDUSTRIAL PLANTS  
HOSPITALS  
SCHOOLS

*In Commercial Buildings . . . .*

**POWER DISTRIBUTION EQUIPMENT**




Outdoor Unit Substations



Network Unit Substations



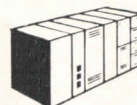
Control Centers




Bus Duct



Panelboards



Ignitron Unit Substations




Dry Type Transformers



A-B-I Breakers



Mechanical Drive Turbines



Load Centers



Meters and Instruments



Safety Switches



Power Transformers



Capacitors

**CONSTRUCTION AND BUILDING EQUIPMENT**



Welding Equipment



Flood Lighting




Freight Elevators



Motors and Control



Water Coolers



Passenger Elevators



FOR *Everything Electrical* LOOK TO

needed to produce • distribute  
control and utilize . . .

*Electric Energy*

*Westinghouse can Supply*

HEATING AND VENTILATING EQUIPMENT



Air Conditioning Equipment



Forced Fans



Fly Ash Control




Compressors



Fume Exhaust Systems



Speed Heaters



Air Blenders



Roof Vane Ventilators



Unit Heaters



Precipitron\*



Unitaires



Industrial Heating



Induced Fans



Ventilating Fans



Stokers

LIGHTING EQUIPMENT



Office Lighting Equipment



Vapor-tight and Dust-tight Luminaires



High Bay Luminaires



Industrial Lighting Equipment



Silvered Bowl Diffusers



Lamps

\*Reg. U. S. Trademark

Electrical equipment requirements for different types of projects vary widely, of course. But whether it's a commercial building, industrial plant, residential or municipal projects . . . you can place undivided responsibility for everything electrical with Westinghouse and its distributor organization.

The advantages of this unit responsibility are obvious:

1. **Specialized Engineering** . . . to assist in selecting and applying equipment for maximum efficiency.
2. **Simplified Ordering** . . . by providing a focal point of contact for all buying and specification data.
3. **Speedier Installation** . . . by centralizing responsibility for delivery and installation.
4. **Better, More Reliable Service** . . . through the coordinated design and construction of Westinghouse equipment, plus broad experience in applying it for all types of industries. Westinghouse also offers unmatched electrical maintenance service, through its nationwide chain of Renewal Parts Warehouses and Manufacturing and Repair Shops.

No other electrical organization in the world can match the breadth of these facilities and products for the construction industry. Your near-by Westinghouse office or Westinghouse Distributor is headquarters for this service. Westinghouse Electric Corporation, P. O. Box 868A, Pittsburgh 30, Penna.


J-94763

*Here's quick help in applying  
electrical equipment to best advantage*

This Westinghouse data book, prepared especially for architects and engineers, contains detailed information on Westinghouse products for the construction industry.


Fitted to your needs and methods, this Book was compiled in accordance with the preferences of both Architects and Engineers.

Industry-wide distribution of the 1947-48 edition has already been made. If you do not have your copy, please ask us to send you B-2161-D.



**Westinghouse**  
PLANTS IN 25 CITIES . . . OFFICES EVERYWHERE






... obviously not a Briggs safety-bottom bathtub!

COPYRIGHT 1948, BRIGGS MANUFACTURING CO.

No mistaking a Briggs Beautyware bathtub—because there's nothing like it in the business. It's die-formed *steel*. It's an easy-to-lift 110 pounds. It's leakproof at tub-wall line (thanks to an integral lip flange). It's superior in quality: every tub furnished in stainproof (acid resistant) porcelain enamel at no extra cost. To say nothing of its famous Safety-Bottom—safety hand grip—side-rim seat . . . greater level-bottom area! No wonder Briggs Beautyware—with its pace-setting design and moderate cost—is the best-to-be-had in plumbing fixtures today! Write *now* for new catalog featuring Briggs plumbing fixtures and Briggs brass. Briggs Manufacturing Co., 30311 Miller Ave., Detroit 11, Mich.



**BRIGGS** *Beautyware*

You're looking at the greatest boon to bathers ever invented: Briggs' patented Safety-Bottom. It's safer for sit-down or shower bathing, for getting in and out.



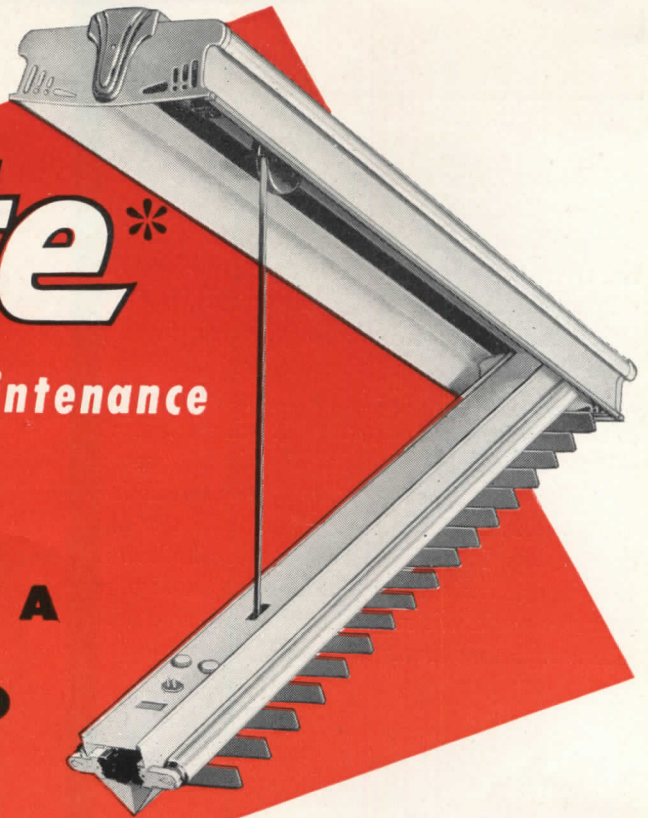
with

# Guthlite\*

"Jackknife" Maintenance



**EVEN A  
CHILD  
CAN**



## CHANGE LAMPS AND STARTERS!



It's so simple — and it's all accomplished right from the floor! No ladders — no fuss — no bother! A twist of the wrist with the light-weight magic maintenance wand and the GUTHLITE swings open on the patented Jackknife Hinge. Then lamps or starters are quickly replaced, and the reflector swung back up. It takes just a few seconds — and anybody can do it, even a child!

**WITH A TWIST OF THE WRIST --  
LAMPS AND STARTERS ARE AT YOUR FINGER TIPS**

YOU'LL WANT ALL THE FACTS ABOUT GUTHLITE  
WRITE TODAY FOR BULLETIN 7845C

\*Trade Mark, U. S. & Can. Pats. Applied For

### HERE'S THE OLD, OBSOLETE WAY!



**THE EDWIN F. GUTH CO. • ST. LOUIS 3, MO. Guth**  
LEADERS IN LIGHTING SINCE 1902

# A reflection of good design

• The perfectly flat and reflective surface of Carrara Glass; its beauty, appealing modernism and the many possible color combinations, offer the creative designer limitless opportunities. As easy to handle as marble, it can be decorated by sand-blasting, fluting, shading, or painting for ornamental purposes. Joints are true and even. There is no lippage. It is free from warpage. It has a homogeneous structure. It will not absorb odors. Moisture, weather, chemicals, grease, pencil marks cannot affect it. It does not check, craze, fade nor stain. Its original good looks and sparkle are kept permanently. Here indeed is the ideal material for the true reflection of your creative work. We suggest that you design with Carrara Glass whenever possible.



At the Pittsburgh Hospital's new School of Nursing, Carrara Structural Glass makes sanitary shower stalls of exceptional good looks and practical utility. Architect: Press C. Dowler, Pittsburgh, Pa.

**Carrara** *the quality structural glass*



PAINTS • GLASS • CHEMICALS • BRUSHES • PLASTICS

**PITTSBURGH PLATE GLASS COMPANY**



*Stork Club Publicist says:*

**“My RICHMOND Sink & Tray saves Space, Time, Work!”**

Profit by these words of Mrs. Barbara Schick, Publicist for New York's Famous Stork Club. In 58 words Mrs. Schick tells the whole story behind the popularity of the Richmond Sink & Tray unit. Popularity that runs right down the line from Architect to Contractor to User.

States Mrs. Schick: “My Richmond Sink & Tray is a wonderful space saver, work saver and time saver—all in one! The tub is so extra deep that my laundry gets done in no time. And the enamel is so easy to keep clean and shiny

that my Richmond has added to my kitchen both in usefulness and good looks a thousandfold.”

**There it is.** Just one statement about the Richmond Sink & Tray, but truly representative nonetheless. It contains the user's reasons for wanting Richmond; your reasons for specifying Richmond. A more effective sales story couldn't be had. For full details on this Richmond Sink & Tray combination, write today to: RICHMOND RADIATOR COMPANY, DEPT. AR-9, 19 East 47th Street, New York 17, N.Y.



**RICHMOND RADIATOR COMPANY**  
 AFFILIATE OF REYNOLDS METALS CO.



Plumbing Fixtures: Enameled Cast Iron Ware Vitreous China Perma Gloss  
 Heating Equipment: Oil and Gas Winter Air Conditioners Gas Boilers Radiators

AR-9

Richmond Radiator Company  
 19 East 47th Street, New York 17, N. Y.

Gentlemen:  
 I am interested in the new Richmond Sink & Tray. Please send me full details. No obligation, of course.

Name.....  
 Company.....  
 Address.....

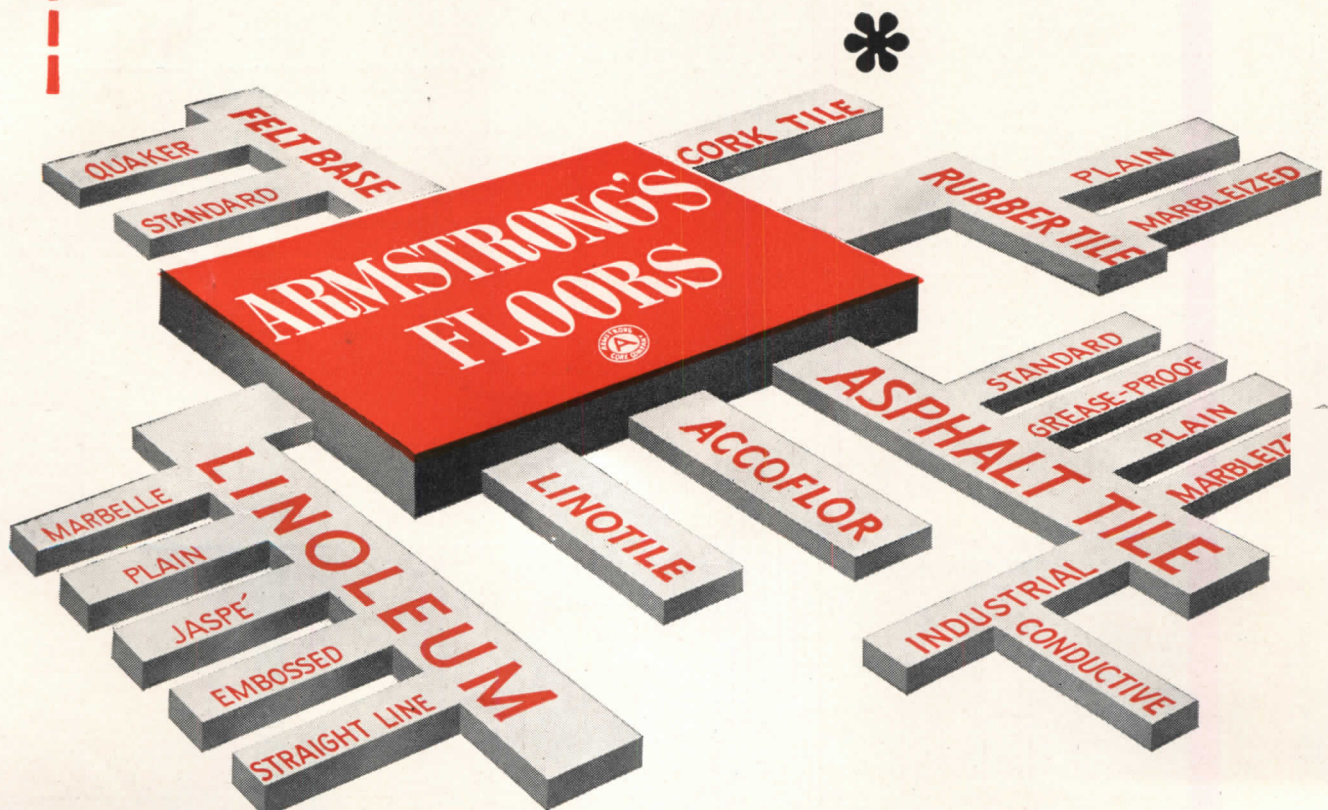
## Where do you specify this flooring? \*

### \* *What are its outstanding characteristics?*

Cork tile is a specialty flooring. It is not so durable as other types of resilient flooring, and it requires more careful maintenance. It has, however, a number of unique characteristics. It is extremely resilient and quiet to walk on. It is comfortable underfoot. And its appearance is one of rich dignity. These qualities make cork tile floors well suited for libraries, court rooms, reception rooms, and richly appointed residences. Because of its underfoot comfort it is often used in bank teller cages and other places where people must be on their feet for long periods of time.

### \* *Does it have other features?*

The answer is yes, quite a few. Since the structure of cork is cellular, cork tile floors are virtually impervious to air and atmospheric moisture. They will not warp, and the danger of rotting and disintegration is minimized. Armstrong's Cork Tile will not "dust" or crumble, and it has exceptional non-slip qualities. The rich appearance and light weight of cork tile make it an excellent wall covering. Such application will be found in many executive offices and other places where dignified appearance is desirable. In gymnasiums, cork tile is often used as a protective wainscoting.



### \* *How is it made?*



Armstrong's Cork Tile is made from first-quality cork curlings that are ground into small particles and screened to remove dust. The cork is then compressed in molds and baked for four hours at 380°. The baking process causes the natural resins in the cork to bond the tiny particles together and also creates the rich brown shadings.

### \* *Where can it be installed?*

Cork tile can be installed over any type of suspended subfloor—wood, metal, concrete, or terrazzo. It is not recommended for use over concrete that is in contact with the ground where it would be attacked by alkaline moisture. Wall installations should be made on dry concrete, plaster, or gypsum-plaster wallboards.

### \* *What about design?*

The random shades of brown in which Armstrong's Cork Tile is produced make possible unusually beautiful floor treatments. Since this flooring is available in tones that range from light to dark brown, it can be installed in random designs to complement or contrast with the furnishings of the room.



### \* *Is there more than one type?*

Armstrong's Cork Tile is available in two types—beveled and standard (straight edged). After installation of standard cork tile sanding is usually necessary to smooth down raised edges caused by irregularities in the subfloor. The sloping edge of beveled cork tile conceals subfloor irregularities and eliminates the need for sanding.

### \* *How is it maintained?*

The surface of Armstrong's Cork Tile is finished with two or three coats of liquid wax after it is installed. (Water emulsion waxes are not suitable as a sealing finish, although they can be used for regular maintenance.) The number of coats of liquid wax applied depends upon the finish desired. After each coat the floor should be buffed with a polishing machine. Normal maintenance requires only routine sweeping and occasional washing and waxing. If the cork tile becomes excessively soiled or marred through improper maintenance, it may be necessary to remove the old finish by sanding. Then a new finish can be applied by following the method used when the floor was installed.

### \* *How many sizes and gauges?*


Armstrong's Cork Tile is made in three sizes—6" x 6", 9" x 9", and 18" x 36". Two thicknesses are available— $\frac{5}{16}$ " and  $\frac{1}{2}$ ".

For samples and literature on Armstrong's Cork Tile or other types of Armstrong's Resilient Floors, write to any Armstrong district office or directly to Armstrong Cork Co., Floor Div., 2409 State St., Lancaster, Pa.



This handle controls the flow—  
does not change  
the temperature.

This handle controls temper-  
ature only—can  
be left at any  
desired setting



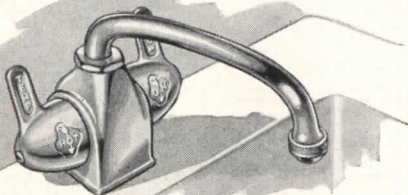
Tempered water without

*handle  
juggling*


# INTRODUCING

A REVOLUTIONARY NEW  
FORGED BRASS FAUCET!

★ LAVATORY MODEL—ILLUSTRATED ABOVE



★ SWING SPOUT FOR KITCHENS AND RESTAURANTS



★ INSTITUTIONAL SWING SPOUT MODEL FOR  
LABORATORIES, BEAUTY SHOPS, HOSPITALS,  
BARBER SHOPS, ETC.

## No Other Faucet Combines These Features

1. Independent handles for temperature and flow.
2. Users report temperature control to within  $\frac{1}{2}^{\circ}$  F. (with pressure balancer).
3. All forged brass—heavy chrome finish.
4. "O" Ring packing throughout.
5. Finger-touch "Maytag" seal — replaces old type washer.
6. Handles can be controlled by wrist action.
7. User can tell relative temperature by the position of the temperature handle.
8. Adaptable to any deck installation with a  $1\text{-}\frac{1}{16}$ " hole or larger.
9. Pays for itself by saving hot water.
10. Where necessary, temperature handle may be locked in any position.

WRITE FOR COMPLETE LITERATURE



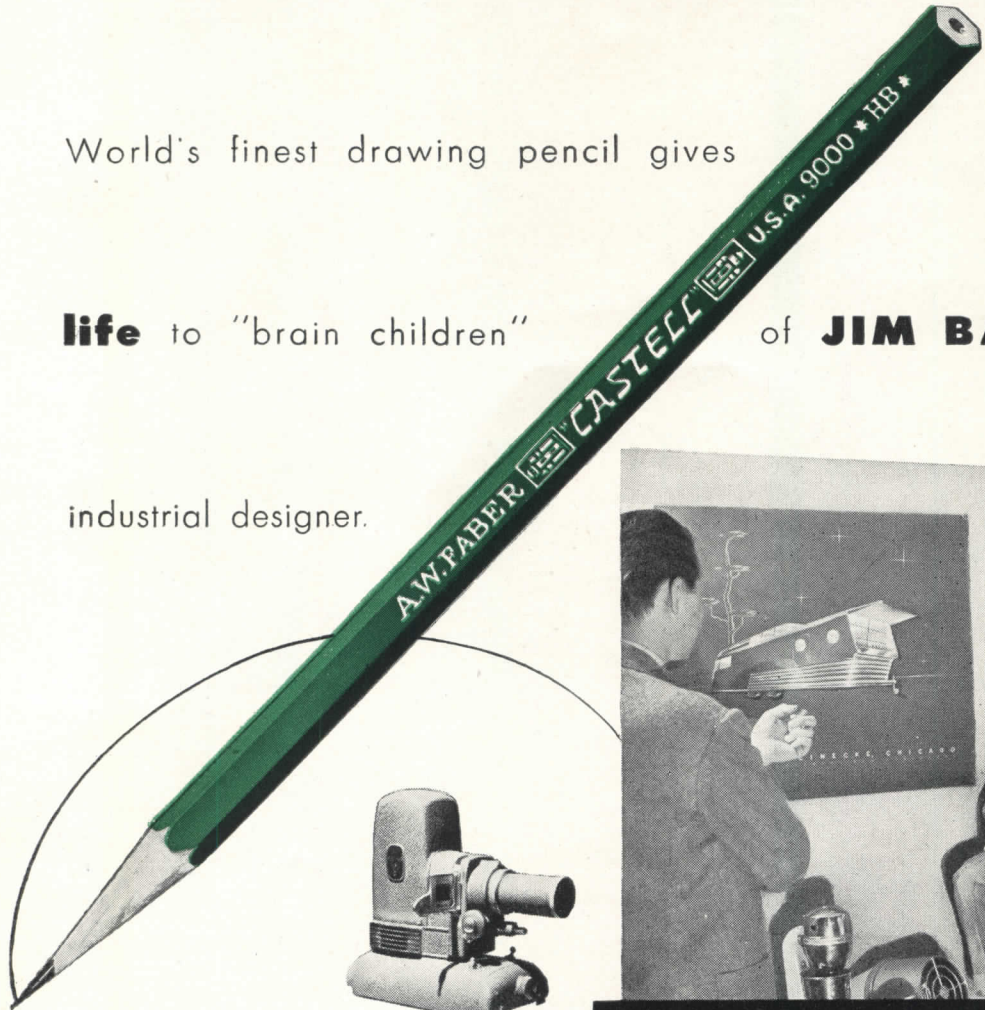
# CASTELL ...PARTNER TO GENIUS!

World's finest drawing pencil gives

**life** to "brain children"



of **JIM BARNES**, top

industrial designer.



Trailers and toothpicks, lamps and lipsticks, tractors and toasters, refrigerators and projectors transformed into things of majestic line and beauty . . .

Transformed by "Modern Design" born in the brain of Jim Barnes and translated on paper by CASTELL Drawing Pencils.



"It's an understatement to say I missed CASTELL during the war," says Mr. Barnes, president of Barnes & Reinecke, Inc., Chicago Designers and Engineers. "For years I depended on CASTELL's grit-free smoothness and wonderful range of uniform degrees. I am happy to welcome back an old friend."

It's good news to Architects, Artists, Engineers, Designers, Draftsmen and Students that CASTELL is again available in all incomparable 18 tones of black, at the old pre-war price of 15c—less in quantity. It costs but a trifle more to use

THE DRAWING PENCIL OF THE MASTERS! *"Standard of the World"*

**AW FABER-CASTELL**  
PENCIL COMPANY INC., NEWARK 4, N.J.

ANNOUNCING \$ 2,750.00

# HIDDEN TALENT COMPETITION

sponsored and conducted by

THE MUSEUM OF MODERN ART

and

ARCHITECTURAL RECORD

APPROVED BY THE A.I.A. COMMITTEE ON SECONDARY COMPETITIONS

## Professional Advisers

PHILIP C. JOHNSON, Consultant  
to the Department of Architecture  
The Museum of Modern Art

KENNETH K. STOWELL, A.I.A.  
Editor-in-Chief  
*Architectural Record*

**Purpose** The purpose of the competition is to discover and encourage latent architectural talent by rewarding the successful competitors with cash awards and both local and national publicity. Winning designs will be placed on exhibition at the Museum of Modern Art in New York and will be given national publicity through publication in the *Architectural Record*. In addition, material for local publicity will be provided.

## Prizes

|                                  |            |
|----------------------------------|------------|
| FIRST PRIZE                      | \$1,000.00 |
| SECOND PRIZE                     | 750.00     |
| THIRD PRIZE                      | 500.00     |
| TEN HONORABLE MENTIONS \$50 each | 500.00     |
|                                  | <hr/>      |
| TOTAL                            | \$2,750.00 |

**TEN PRIZES** each consisting of a three-year subscription to the *Architectural Record* and a year's membership in the Museum of Modern Art.

## Competitor Eligibility

Any architect, designer, draftsman, engineer or student residing in the continental U.S.A. shall be eligible to compete, providing that no building or architectural design of his shall have been published with his name as architect or designer, in any national magazine.

Since the object of the competition is to uncover individual talent, the design submitted must be the work of a single person, *not* of collaborators or a group.



# ENTRY BLANK

Name . . . . .  
(Please Print)

Street Address . . . . .

City . . . . . Zone . . . . . State . . . . .

My suggestions for members of the jury are:

---

---

---

---

---

---

In submitting a design for this competition, I agree to abide by all of the conditions set forth in the Competition Program

Signed \_\_\_\_\_

TO: PROFESSIONAL ADVISERS,  
HIDDEN TALENT COMPETITION,  
C/O ARCHITECTURAL RECORD,  
119 WEST 40th STREET,  
NEW YORK 18, NEW YORK

Please send me, at the above  
address, the Program for the  
HIDDEN TALENT COMPETITION

**Design Problem** The problem is the design of a memorial community center for a town in the Middle West.

**Basis of Award** The program calls for a public building — that is, one which will arouse civic pride as well as serve its particular function. The Jury will, therefore, pay special attention to the aesthetic aspects: character, proportion, scale, spatial arrangement and use of material.

**Jury of Award** The Jury shall consist of five recognized architects chosen by the Museum of Modern Art and the *Architectural Record*, whose names shall be announced on the first day of the judging.

**Suggestions for Jury (Optional)** Each competitor may submit the names of five architects whom he would like to have selected as members of the Jury.

**Dates** The Program will be issued September 6, 1948.


The Competition will close 5 P.M. Eastern Standard Time, November 8, 1948, and all drawings must be delivered, or postmarked by the Post Office before that time. Drawings must be addressed to HIDDEN TALENT COMPETITION, The Museum of Modern Art, 11 West 53rd Street, New York 19, New York.

Judging will commence on December 3, 1948, at the Museum of Modern Art.

**Exhibition and Publication** The winning and other selected designs will be exhibited at the Museum of Modern Art in February, 1949. Winning designs will be published in the *Architectural Record*.

**Entry Blanks** The entry blank signifies merely the intention to compete, and does not constitute an obligation to submit drawings. Entry blank must be sent promptly to Professional Advisers, HIDDEN TALENT COMPETITION, c/o *Architectural Record*, 119 West 40th Street, New York 18, New York. Cut out and send the entry blank printed above.

## Herring-Hall-Marvin complete, new vault equipment specified



## for this new neighborhood bank with main-office facilities

Even more impressive than its exterior, sketched above, is the interior planning of the new branch of the Union National Bank at Youngstown, Ohio.

This big, new branch bank is one of the most modern, most completely equipped of all branch banks. It has the newest type protective equipment. It offers complete banking services . . . with all the usual facilities of a main office.

Important to the architect is the fact that this is a new trend in branch bank construction and remodeling.

No longer are such facilities as a night depository, safe storage for large items, like silverware, safe deposit protection, etc., confined to the main banking house. This new big branch has them all. Even drive-in deposit service is provided, enabling customers to make deposits without leaving their cars.

- For split-second reference see our catalogue  $\frac{24g}{2}$  in your Sweet's File.
- Free folder . . . "Today's Master Architect and The Modern Bank" . . . on request.

Future expansion, too, has been anticipated and provided for.


Only the best and newest type equipment was specified for this ultra-modern branch. The heart of the bank . . . its vault . . . is completely Herring-Hall-Marvin equipped . . . from the stainless steel vault entrance with its revolutionary interlocking vestibule construction to the newest stainless steel safe deposit boxes with their extra protective features for the box renter.

Whether you're designing new bank construction or remodeling, our experience and engineering know-how accumulated during more than a century of leadership in this specialized field, is available on request without obligation. Write today.

### HERRING · HALL · MARVIN SAFE COMPANY

*General Offices & Factory at Hamilton, Ohio*

BRANCH OFFICES IN NEW YORK, CHICAGO, BOSTON, ATLANTA, WASHINGTON, ST. LOUIS, HOUSTON, PHILADELPHIA, DETROIT, SAN FRANCISCO, LOS ANGELES, PITTSBURGH, CHARLOTTE, OMAHA, MINNEAPOLIS. Other agencies all over the world.



## PYROBAR fits like a glove

As a glove conforms to the requirements of the hand, so does fireproof, lightweight PYROBAR gypsum partition tile fit your office partition problems. Because PYROBAR can easily be cut and fitted on jobs of any type, it has been the accepted material for non-load-bearing partitions in multi-story buildings for many years.

And remember, too, PYROBAR is low in cost, saves plaster, is fireproof, and is highly resistant to sound transmission.

When you add up all the important savings and advantages of United States Gypsum's precast gypsum partition tile, it's easy to see why PYROBAR has been preferred by architects and building managers for more than forty years . . . why PYROBAR is repeatedly selected in preference to other materials.

We suggest that you write or ask for the new U-S-G booklet, "PYROBAR Gypsum Partition Tile," A.I.A. File No. 10-D.

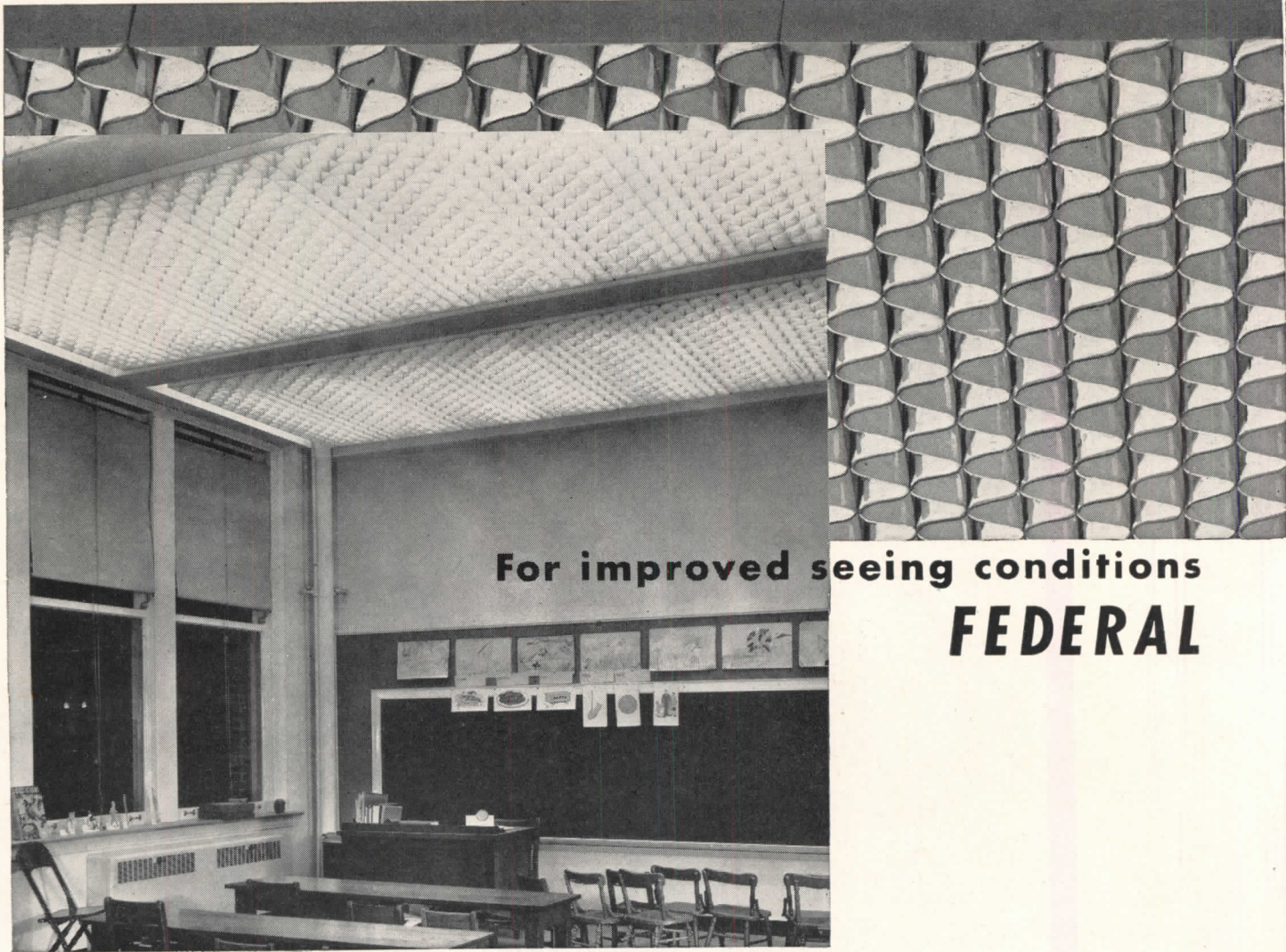
\*T. M. Reg. U. S. Pat. Off.



# United States Gypsum, CHICAGO 6

**For Building • For Industry**

Gypsum • Lime • Steel • Insulation • Roofing • Paint




For improved seeing conditions  
**FEDERAL**

School room installation of Cell-Ceil showing even diffusion of light—with elimination of highlights and glare. Cell-Ceil sections match perfectly and permanently.

Cell-Ceil provides the solution for utilization of satisfactorily high levels of illumination without glare. Particularly important in classroom lighting design, this lifting of present limits on lighting levels gives architects and designers a new freedom of approach to lighting problems in a wide variety of applications.



**FEDERAL ENTERPRISES,**  
 FORMERLY FEDERAL ELECTRIC COMPANY, INC  
 8700 SOUTH STATE ST. . . .



that insure client satisfaction

# Cell-Ceil\*

THE CEILING TREATMENT OF LASTING BEAUTY

Wherever you specify Cell-Ceil, you assure those who work and live under this louvered ceiling a soft, diffused light. With all direct glare reduced and the bad effects of sharp shadows eliminated, uniform lighting is provided that allows better, easier-on-the-eye seeing.

Cell-Ceil comes in harmonious decorator colors. It is made of Acme Galva-Bond Steel,\*\* that offers protection against loss of color or corrosion. These Cell-Ceil sections cannot warp. They are light-weight sections, suspended from overhead, simplifying installation in new construction or remodeling. All sections match perfectly . . . give continuous one-piece look . . . hide ceiling pipes—sprinkler heads—ventilating ducts . . . yet provide easy access for relamping and cleaning.

So you give your clients rooms with vitality where the ceilings glow in bright warm colors when you specify Cell-Ceil.

We suggest you mail in the coupon for further information about Cell-Ceil.

\*Trade mark applied for  
 \*\*T. R. Acme Steel Co.

**inc.**  
**CHICAGO 19, ILLINOIS**

**COUPON**

Dept. CC-9  
 Federal Enterprises, Inc.  
 8700 So. State Street  
 Chicago 19, Illinois

Please send complete information about Cell-Ceil.

NAME \_\_\_\_\_ POSITION \_\_\_\_\_

FIRM \_\_\_\_\_

ADDRESS \_\_\_\_\_

CITY \_\_\_\_\_ ZONE \_\_\_\_\_ STATE \_\_\_\_\_

A fine door control mechanism  
 should not be put where it will be abused by  
 weather, floor dirt and scrub water!

**This won't happen  
 if you use  
 LCN  
 Overhead Concealed  
 Door Closers**

• Wherever possible, overhead door closers should be used rather than the floor type.

In saying this we speak entirely without prejudice. We've been making LCN floor type closers for more than twenty years. Thousands of them are in daily service. No better floor type closers exist, we are sure, than LCNs.

But long experience shows that any door closer placed in the floor is shorter-lived and more costly to keep in good shape (service conditions being equal) than an overhead closer of corresponding size. No way has yet been found to prevent fouling of the mechanism by the floor dirt, scrub water and other moisture that keeps dropping into the closer box.

A few situations require floor type door closers; for those, LCNs will do a splendid job, despite the handicaps. But for the vast majority of doors LCN overhead concealed or LCN surface type closers are a better investment.

**Overhead Location is More Practical**


LCN overhead concealed closers are protected, hidden in the head frames or top rails of the doors. Their location makes possible a better mechanical performance, with more leverage




and less strain, size for size. First costs are lower; maintenance is less. You can specify them with confidence.

**Send for Full Information**

Do you have the full details? We'll gladly send LCN catalog 11-a on request. Address LCN Closers, Inc., 466 West Superior St., Chicago 10, Ill.



LCN Catalog 11-a contains 33 pages of pictures and data on good door control with concealed and exposed closers; sent promptly on request.



Left—Phantom view of LCN 200 series Overhead Concealed Door Closer.

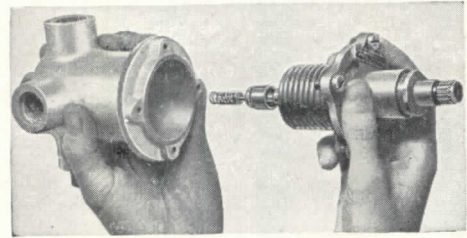


**OVERHEAD CONCEALED, FLOOR CONCEALED  
 AND EXPOSED TYPE DOOR CLOSERS**

# For SAFETY • COMFORT • ECONOMY



Bathers can really relax and enjoy a Powers regulated shower. No danger of scalding. No unexpected temperature changes.




### ONLY ONE MOVING PART

SIMPLICITY and durable construction insure many years of efficient carefree operation. Mixer body is made of bronze and parts subject to wear have a hard chromium finish.

Back in 1923 Powers introduced the first and original pressure equalizing type water mixer. Now it offers the SAFEST thermostatic water mixer made.

**TYPE H MIXER** For exposed piping 1/2" pipe connections. Capacity: 6 to 10 gals. per min. at 45 lbs. pressure. Dial diam. 3 1/4". Mixer for Concealed Piping has 6" diam. dial.



use

# POWERS

## Thermostatic SHOWER MIXERS

they are SAFE against scalding caused by

**1** PRESSURE or **2** TEMPERATURE

fluctuations in water supply lines

To assure the safety and comfort required of today's modern showers specify POWERS Type H Mixers.

Being *thermostatic* they give positive two-way protection against scalding or jumpy shower temperatures caused by pressure or temperature changes in water supply lines . . . two dangerous variables in all shower installations.

POWERS mixers are modern, really safe and non-scald. They're economical too. They save time and there is no waste of hot or cold water while waiting for a shower at the right temperature.

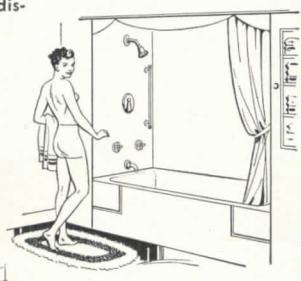
48HA

Phone or write our nearest office for Circular H48


CHICAGO 14, ILL. 2720 Greenview Ave. Phone BUCKingham 1-7100  
 NEW YORK 17, N. Y. 231 East 46th St. Phone ELdorado 5-2050  
 LOS ANGELES 5, CAL. 1808 West Eighth St. Phone Drexel 2394



For modern showers the Safety of Powers Mixers is indispensable.



Safest for use by children, the aged or infirm. Powers mixers are widely used in hospitals on hydrotherapeutic and infant baths.



Accurate within 1/2° F. Powers mixers are used by leading builders of X-Ray and color film developing units.




## THE POWERS REGULATOR CO.

OFFICES IN 50 CITIES • SEE YOUR PHONE BOOK

Over 55 Years of Water Temperature Control

# Don't waste the roof!




Like Cinderella, roofs are now blossoming forth after years of menial employment! Gardens grow on apartments and hotels. Factories and warehouses solve many space problems with new heavy duty traffic roofs. Schools, hospitals and office buildings have promenade roofs where fresh air and sunshine can be enjoyed even in the most crowded districts.

Ruberoid built-up roof specifications give the go-ahead signal to full, productive use of this valuable but long-neglected roof area. They provide the solid, workaday basis for making these new developments completely practical.

Let Ruberoid's thoroughly tested specifications help you in your current planning . . . the possibilities opened for creative design are practically unlimited. Complete specifications are available now from any Ruberoid sales office or your local Ruberoid Approved Roofer.

**LIFE IS MORE PLEASANT** →  
for everyone in this new building—the carefully planned use of this roof area provides ample recreational facilities for all.



The **RUBEROID** Co.

## BUILT-UP ROOFINGS

Building Materials for Industry, Home and Farm  
Executive Offices: 500 Fifth Avenue, N.Y. 18, N.Y.

|                  |   |                |                    |
|------------------|---|----------------|--------------------|
| SALES<br>OFFICES | { | BALTIMORE, MD. | MILLIS, MASS.      |
|                  |   | CHICAGO, ILL.  | MINNEAPOLIS, MINN. |
|                  |   | DALLAS, TEXAS  | MOBILE, ALA.       |
|                  |   | ERIE, PENN.    | NEW YORK, N. Y.    |

### The right roof for any job— from ONE source!

Ruberoid makes every type of built-up roof—Smooth Surfaced Asbestos, Coal Tar Pitch with gravel or slag surfacing, or smooth or gravel-and-slag surfaced asphalt . . . in specifications to meet any need. Ruberoid Approved Roofers are not prejudiced in favor of any one type. You are assured of one source for all materials, centralized responsibility, smoother operation, uniform quality!



## WHO DESIGNS AMERICA'S HOUSES?

WITH a record-breaking quantity of new houses going up all over the country, in spite of high costs, it's natural to question standards of quality, both of design and of construction. Recent investigations have unearthed a few flagrant scandals of shoddy construction and of jerry building, but by and large the standard is probably no worse, structurally, than before the war, considering the green lumber cut to fill the huge immediate demand. But what of the quality of the design? Architects are certainly not responsible for poor construction since they do not supervise the building of the vast majority of the houses now going up (most of them for quick sale).

By the same token, architects would not be responsible for the design because most of the houses are being put up without the benefit of the architects' study and drawings. So directly architects are not responsible, and cannot be blamed for the poor plans, bad proportions, illogical detail, obsolete style clichés, that characterize most of today's new houses. But it's not so simple as that, and the architectural profession is decidedly responsible for house design — if indirectly and belatedly. For it was the architectural profession that set the pace, established the standards and popularized the "styles" that are now being imitated, mutilated, adapted and advertised. It is hard to deny that architects are responsible for the plethora of "authentic" Colonial, Cape Cod, Mt. Vernon, Georgian, Mediterranean, Normandy, Olde English half-timber-and-spalls, and all the rest. Shades of the eclectic past come back to haunt us now, distorted and debased, misshapen and grotesque to be sure, but still of recognizable parentage. The public accepted the architects' styles, period. And now we have another period of period styles, for the purveyors of houses naturally want to cash in on the accepted rather than plump for change and take the chance of public sales-resistance.

We must realize the ultimate architectural responsibility for the design of America's houses. The custom-designed house of the well-to-do today becomes the model for the imitators all down the line tomorrow. "Style seeps downward." So we may expect, in time, a pervading style based on the architects' efforts of today, even on the experimental houses of the present. Since both good and bad features of the architects' work seem to be copied indiscriminately, it behooves the profession to eliminate the less desirable features, the inept and the ugly, at the drawing-board stage and to emphasize the innovations that really contribute to greater convenience, livability, efficiency, economy and adaptability — to a better home environment for the American family. The responsibility for the design of America's houses still rests with the architects and the closer we can get to direct contact with the owners and builders of small houses, the greater will be the control and, we hope, the better the small house architecture of the nation. It is up to us.

*Kenneth K. Stowell*

EDITOR

# HOUSES

## MAIN ROADS



Scores of ideas for making small houses better places in which to live are incorporated in these houses (shown in detail on pages which follow) designed logically and skillfully by architects who look forward and within, and are thus creating a new pattern of domestic architecture for America

WHATEVER "housing" may mean to others, to many millions of American families it means a small, detached house on its own plot — to them the almost indispensable ingredient in any formula for a home. These families will be forced to rely indefinitely on the kind of housing that is offered them in the real estate pages of our Sunday newspapers unless the obligation of the architectural profession, implicit in its special skills and knowledge and in its pledge "to be of ever-increasing service to society," is more fully realized.

How architects might discharge this obligation without inviting personal bankruptcy — what some architects, and groups of architects, can do or are doing in an effort to be more effective in the small-house field — is the primary concern of this study.

Admittedly, a great number of architects will say frankly that they "cannot handle a house costing less than so-and-so many dollars" — usually quoting a figure just out of reach of the above-mentioned millions of families. This is a sincere and realistic declaration, implying no denial of the fact that it labels "untouchable" the great majority of the home-building public. One cannot blame the individual architect; yet, if the situation generally were to be left at that, we would have a condition of continuing stalemate in which, despite the vitality and achievements of contemporary architects, the practical procedures of the profession as a whole would have to be acknowledged as still too archaic to meet the opportunities and obligations of today.

There is mounting evidence that the architect can, by one means or another, be effective in the small house field; and that the comforts, convenience and security of good contemporary design will not indefinitely be the exclusive privilege of a comparatively few people. How long it may take to bring about this renovation seems to depend on two main factors: the development of practical techniques for dealing with the special problems involved in making professional design and services economically available to the small house field; and the

## TO BETTER HOUSE ARCHITECTURE

*By Arthur McK. Stires*

formerly Architectural Editor of *House and Garden*

adoption of these methods by the profession on a scale which will constitute a national program rather than a series of local experiments.

At present there appear to be five main roads by which the architect may reach a wider house-building public directly. The architect may —

1. serve more individual clients through more efficient office and field methods;
2. undertake a program to serve more subdivision developers or operative-builders;
3. cooperate as designers and consultants with prefabricators or standard-house manufacturers;
4. offer design services to the public through stock plan selling or limited service, or both;
5. directly enter the field of house building.

We will consider each possibility briefly in turn.

First, the architect may serve more individual clients at a more reasonable fee by the reorganization of office and field procedures for time-saving efficiency, semi-standardization of details, modular design, simplification of specifications and records, and paring down overhead costs.

Second, he might more actively cooperate directly with operative-builders, saving in the design-cost-per-house by eliminating the repetition and duplication of time-consuming operations, by the elimination of 80% or more of the usual "conference-with-client" time, and by adopting the just-mentioned improvements in organization, standardization, and simplification.

Third, he might enter the field of prefabrication as a major (or minor) part of his practice. With only planning to do and the selection of few stock parts, the task of the architect would be simplified and time saved; but the public would probably do its own "synthetic design," selecting parts with the aid of the prefab dealer or salesman (which the architect might become). This selecting gives no scope to creative design, imagination or ingenuity — not a demanding or stimulating profession, hardly architecture. Most prefab companies have

architects\* on their design staffs now, but there are, as yet, too few companies to make real opportunities for many architects in this branch of house-building.

Fourth, architects might contribute to small house design and building through selling duplicates of their designs, "stock plans" if you will, either (a) the outright final sale of sets of blueprints and specifications — no services, or (b) with necessary changes charged for on a time basis; and either (c) without inspection service, or (d) with inspection service (limited). This is usually a group enterprise undertaken for altruistic service reasons and sometimes to be merely self-liquidating rather than profit-making. But more about this later.

Fifth, actively enter the field of building houses from his own designs for sale to vindicate his contention that his is a better house than the usual speculative-builders produce, and to prove that the public will recognize its virtue and buy it, even at a premium if necessary. Here primary financing may prove a stumbling block for construction loan and mortgage money is traditionally a bit conservative, shall we say. The cost of designing would be just one item in the production cost of the house and the profit (or loss) would be on the total operation. The architect would demonstrate his ability to serve the small-house market directly as a "master-builder" but might lose his "professional" standing (even though he might increase his amateur standing as a builder). This will probably be rejected therefore by most architects as unprofessional.

Each of these five ways to better small housing has its active proponents. Perhaps each or all of these ways, or some combination, will have a place or places in the eventual solution of the problem; perhaps new ways will be found. One important point seems clear: the character of the small house supplied to the public by any and all of these professional activities is, in plan and design, a very long way ahead of what is offered by an operator-builder who retains no competent architectural services.

**Value DARE YOU TO COMPARE!**  
Full color, oil painting steam heat and complete  
Kodak installation

**NEW HOME DE**

CUNNINGHAM  
SURREY ESTATE  
\$13,000  
\$14,000  
\$15,500  
JAMAICA HOMES  
Governor's Surrey Estate  
RAISED-BASED HOME  
FRANKLIN B  
FRANKLIN TERRACE  
\$16,390  
REGO  
\$28,000  
HARNAT HOMES

descriptions of these developments  
values in Resales, see our F

**\$490 CASH TO VETERANS**

It's real value . . . Any way you look at it! More beauty, more  
value, and more attractive terms than you ever dreamed possible in the  
new homes.  
in Levittown Estates are on large landscaped plots and range from  
can be purchased by veterans FOR AS LITTLE AS \$490 CASH INCL  
LUXE BENDIX WASHING MACHINE, A SPARKLING 11.6  
ERATOR AND VENETIAN BLINDS

**3 a month in West**

**RIDGEWOOD,**  
6 Rooms Brick &  
Fully Insulated  
From **\$19,350**

Challenge Camp  
COLORED TILE KITCHEN  
BATH + LAUNDRY AP  
TINY NEXT TO ST  
HARDWOOD FLOORS  
FIREPLACE + CORN  
1937 FRONTAGE  
Must be seen to be  
A. W. Coy. of E. Ryders  
RIDGEWOOD, N.J.

APPROX. DIMENSIONS  
LIVING ROOM  
DINETTE  
BATH + BEDROOM  
BEDROOM #1

**Custom Built—Detached 2-Story Brick & Shing  
Homes On Plots 5,000 Sq. Ft. . . . and Larg**

**OPTIONAL HOUSING EXHIBIT**  
aturing Country-In-The-City L

**THING LIKE IT IN NEW YORK!**

**CONCRETE & STEEL YEAR 'ROUND**

**6 ROOMS \$13,500**  
3 Bedrooms  
and Attached Garage

colored tile bath, extra first floor lav  
weather-stripped doors and windows  
He as \$1000 Down  
for Non-Veterans

MODEL HOMES  
**renzia Boulevard**  
and Hempstead Turnpike  
**LONG ISLAND**

We say advisedly "a very long way ahead" — the time-lag between the professionally-designed house of demonstrated merit and its ultimate adoption, or "adaptation", by the operator-builder appears to be about twenty years. Even considering the house solely as an investment, it may be important to determine on which side of the ledger this 20-year item should be posted.

Of course, there are operators — especially the large-tract developers — who do retain architects; our second road or category. The cost of professional services is distributed thereby over a large number of units and becomes economically feasible. But the regrettable fact is that the developers' conception of what the public wants — i.e., what he believes he can most readily sell — is seldom consonant with what we would call the best contemporary design. Some of our largest developments are most disconcertingly and discouragingly full of inept anachronisms. The fact that they are presumably successful, from a financial standpoint, might be pointed out by the developer as confirmation of his judgment; but it does not prove that he might not be able to do as well for himself and much better for his customers and the community, if he allowed himself to be guided more by the best thinking in the architectural profession.

In case the operator-builder resists the architect because he thinks of him as a highbrow incapable of dealing with the realisms of the small home, it might be profitable for him to consider the war-industry housing problem of a few years ago, the solution of which was almost exclusively the work of architects, and which was an even more restricting and difficult bit of realism in its design aspects than is normally attempted by any builder. And, in passing, he might also recall that the most successful war housing communities were designed by men who are admittedly among our most brilliant contemporary architects. From which we might conclude that you don't have to be stupid to design a small house, and that perhaps it doesn't even help.

But even if the millennium has not yet arrived, and if the results of architect-developer collaboration still look as though the architect had somehow lost his voice, there are other possible ways of reaching the small house field. Let's take a look at the cooperative, or group practice, method, our fourth category.

In an effort to discover how much activity of this sort was going on, throughout the country, ARCHITECTURAL RECORD sent brief questionnaires to the Secretaries of all the A.I.A. Chapters. Three principal questions were asked: "At the present time does your chapter, or any organized group of registered architects in your area, conduct a small-house plan service of any

*Shades of our architectural past haunt the real estate pages of the present to catch the period-minded buyer*

kind?"; "Is such a service under consideration?"; "Has such a service been tried in the past and discontinued?"; And "Why?".

Of the 47 responses received, 26 were completely negative — no such service existed, was contemplated, or had ever been tried. Of the remaining 21, 5 said that such a service was now operating, 8 more had a program under consideration, and another 8 reported that something of the sort had been tried and discontinued.

The questionnaires brought out some interesting pros and cons respecting the desirability of group efforts of this sort, and also some significant reasons for the demise of organizations which had, apparently, worked well and yet had been abandoned. Further on we shall have occasion to quote directly from these questionnaires; the various comments will be more readily appraised after a brief examination of the organization and methods of one or two of these cooperative services.

Take first the Architects Home Plan Institute of Minneapolis, Albert O. Larson, A.I.A., president. This organization succeeds an earlier one, started more than twenty years ago by other members of the Minnesota Chapter, and abandoned when official A.I.A. sponsorship was withdrawn — "leaving," as Mr. Larson says, "the small house field again wide open to the mercy of speculative builders, lumber yards and the magazines."

With the entire Chapter concurring in the belief that something should be done to give the small house owner the benefits of the best in architectural advice, a committee was appointed and promptly drafted a statement of the problem and the various courses of action suggested, and submitted this to all Chapter members for their study and remarks. The possible courses of action were essentially as follows:

1. No action; forget the small house client. Mr. Larson says, "We believed that such a course would be side-stepping our duty as a profession, unfair to young and future architects, unfair to a large clientele desiring our services and unfair to the community in which these houses are to be built."

2. Each architect to find a way to take any small house commission offered him, possibly making arrangements to farm the job out to another architect, with the client's approval, if he couldn't handle it himself; or turning it over to one of his draftsmen. Of this last suggestion Mr. Larson says, ". . . it has the fault that often times the fee is cut and the draftsman becomes a competitor of other practicing architects with their higher overhead . . . the client feels less secure. . . ."

3. Offer a stock plan service which will not lose money for the architects but which will give the small house client the benefit of architectural services at a price he can afford to pay. The Chapter decided to endorse and sponsor this course of action, and the Committee's report was approved by the Directors on March 1, 1945.

The membership of the Minneapolis Architects

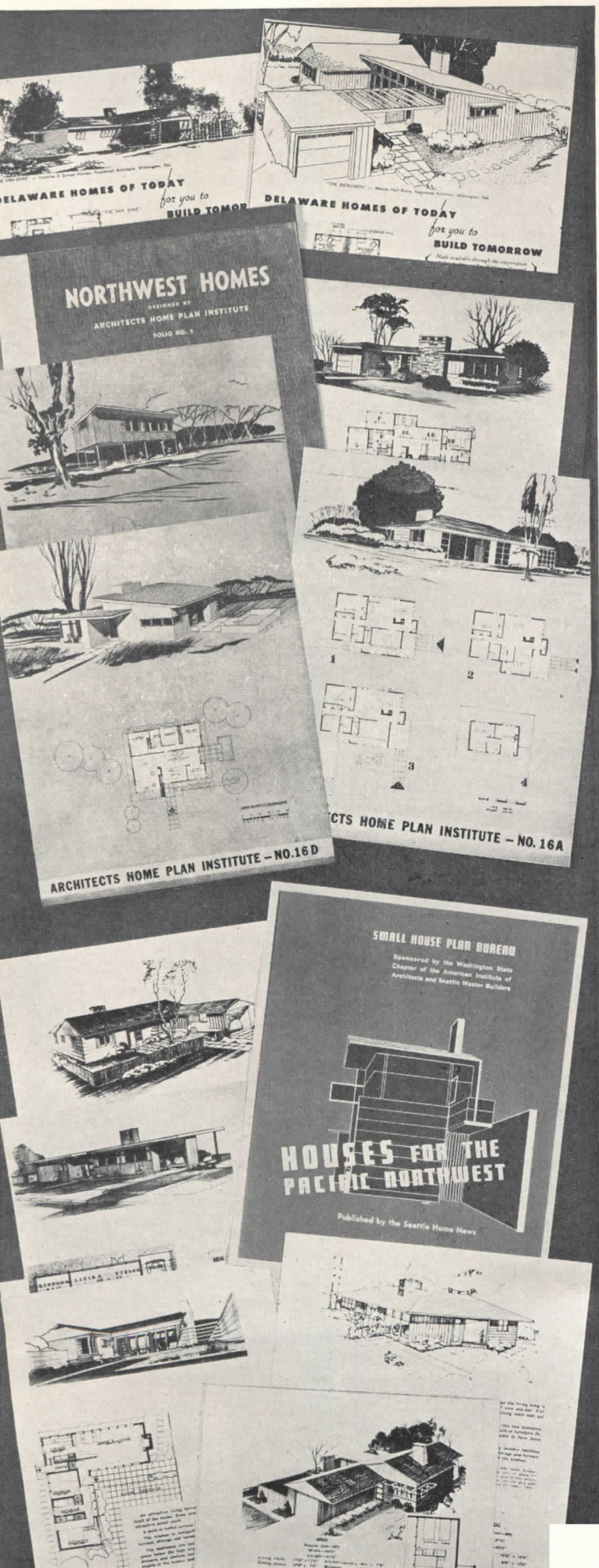
Home Plan Institute now comprises 25 architects, all A.I.A. members, each of whom has complied with the following conditions: he has paid a small entrance fee; he has furnished the Institute three designs, approved by a design committee; he has had the drawings photostated with a sufficient number of copies to give each member a copy of each design. Plans may be sold only by members.

To date, plans and specifications have been sold to 957 prospective home owners in 20 states. Two books of plans have been published under the title "Northwest Homes," and sell for \$1.50 in department stores, banks and some retail lumber yards. Sales have totaled about nine thousand copies and a third volume is now in preparation.

On the matter of A.I.A. Chapter sponsorship of organizations of this type, Mr. Larson has the following to say, "Those Chapters that oppose any small house service bureau on a national scale may also not agree that the Architects Home Plan Institute should have the endorsement of any A.I.A. Chapter. The Minnesota Chapter feels, however, that its endorsement of the A.H.P.I. is a strong assurance that the latter will keep its work on a high plane of altruistic endeavor. The members of A.H.P.I. have found that the public is coming into their offices as never before, asking about these small homes, and sometimes about other projects as well." Mr. Larson then deviates somewhat from the purely altruistic towards the realistic, and continues: "It is true that time is often wasted, but each inquiry is another opportunity to show that architects have something special to offer even on the smallest problems. Those that come for a 'GI' house may not hesitate later to come to an architect for his first small business building, and then his larger project. These same people may some day be on building committees and because of their earlier contacts will know more about architects and their work. It is definitely a method of educating people in the ways of the profession."

A younger group is the "Architects' Small Homes Council of Delaware," sponsored by the Delaware Chapter, A.I.A. Just entering its second year, this organization is developing a somewhat different approach than that used in the case of Minneapolis. A tie-up with newspapers and a prominent Wilmington bank are the principal ingredients. One new house plan, designed by a local architect, is published in the Wilmington papers each month. Any interested reader can look at a set of drawings in the main offices of the bank, and can obtain a full set of drawings and specifications for \$35. It appears to be optional with the purchaser whether he then retains the architect for complete supervision, for partial supervision on a per-inspection basis, or whether he simply turns the plans over to his contractor.

From the answers brought forth by our questionnaire,



it seems probable that the proper set-up and organization of such groups has much to do with their survival. They do not fail for lack of business; the prospective small-home builder seems glad of a chance to get professional advice. Most commonly the group simply falls apart as soon as the membership, individually, become "too busy" to devote the necessary time to the venture. Tight, efficient organization, an even distribution of the work, and a genuine conviction that the program is worth maintaining seem absolutely essential.

Some of the responses received indicated that certain of the writers were not at all in favor of plan-selling movements of this sort, the reason, in general, being that stock plans for houses always required many changes to make them fit specific sets of conditions of site, orientation or family needs. Both the appearance and the functioning of the house can be ruined if the architect does not supervise as well as design. The majority of the Chapters, however — even those which had no program under consideration — seemed to feel that the small-home field was a badly neglected one and that "something should be done about it."

In closing our consideration of this group method of "doing something," one point raised by the Minneapolis architects seems worth emphasizing. To quote: "At first the design committee was a little too lenient, but experience has proven that to get the best designs they must be critical." That seems a very good piece of advice to groups which may now be forming. After all, the whole objective is to bring to a certain segment of the public the best in contemporary architecture. Perhaps one could justify the point of view that these services are not designed as money-making schemes, nor are they supposed to compete actively with the wares of an operator-builder. There seems little justification ever to design down to some imagined level of public taste; it would seem better to do a thoroughly contemporary, forward-looking professional job and help that large and growing body of persons who want that kind of house and who can find it nowhere at a price they feel they can afford to pay. The issue seems to get hopelessly confused when we begin to worry about the people who may *not* want that kind of house; they are quite evidently taken care of already.

What might be called the engineering approach, our third category, to a solution of the small home problem has been covered too thoroughly elsewhere to warrant more than brief mention here — although it may ultimately achieve a solution so complete as to make other large-scale programs unnecessary.

Prefabrication, in all its varied forms, has a number of brilliant protagonists among architects and designers. Their aim is to bring to the public a thoroughly con-

*Some house plans in today's idioms are offered by architects either with or without various services*

temporary house better designed and better built than has been the case, and to sell it at an accurately predictable figure which shall be less — some hope substantially less — than is possible through conventional design and construction methods. Despite many individual failures, and the enormous complexity of the problems of prefabrication on a big-industry scale, this work continues to progress and the very boldness of the approach almost guarantees some startling results when and if it should become a completely successful operation.

A similar vehicle, but one not necessarily tied to the mass production of housing units, is modular coordination, a part of our first category. As this development expands and is taken up by more architects and more materials and equipment manufacturers, it may bring important savings of time in drafting rooms and of money on the site, which in turn will put the profession in a position to be much more useful in the small house field. There can hardly be any question that one of the most attractive features of a shiny new real-estate development, so far as the small-house buyer is concerned, is that the salesman can tell him — right down to the second decimal place — how much he'll have to pay for a certain house. If modular coordination will help the architect to be similarly dependable in his estimates, life will get sweeter for the little client, and there will be fewer hard things said about architects as businessmen. Further, the savings effected in time and materials should give the architect access to a wider public without too greatly increasing the burden upon him. It would be interesting to see what would result from a combination of the architectural cooperative and the use of modular coordination in the field of small house planning and design.

Finally we come to the individual small house commission undertaken as part of the regular business of an architectural office, our first main road or category.

This method of dealing with the small-house problem may well be too individualized, in the case of different architects, to warrant being called a method. We are also well aware that there are architects who feel that this way of trying to cope with the need for better small houses is, under current conditions, quite hopeless. Most of them will substantially agree with a distinguished member of the profession who recently wrote us: "I have been in the residential field for twenty-five years, and it is my confirmed opinion that as long as saw and hatchet butchers are permitted to throw together four walls and a roof at their discretion and offer same to the uneducated public at whatever profit they see fit, it will always be unprofitable for any licensed residential architect to secure sufficient volume to justify any interest in the small house field.

"When a large office — or rather, a capable office — does produce plans for small houses it is usually on a

gratuity basis and the office loses money on the venture.

"When all small housing throughout the nation can be channeled through legitimate architects' offices there will be a volume to justify training draftsmen for this type of work. Until then, the profession as a whole just won't be interested. . . ."

If in general we accept this point of view — and it seems a hard one to quibble with — then we cannot expect to see much increase in the trickle of really small houses coming out of "capable" offices. But it seems to us that the trickle, however small, is most important. Fortunately, a fair percentage of these small houses is coming out of offices which are among the most competent in the country. In relation to the small-house problem as a whole, we may think of these houses as individual and full-scale experiments. The great variety of plans developed in this way, involving the consideration of many different site and climatic conditions, and different family requirements, afford a background of experience and attainment which should prove valuable to anyone working in this field, however novel or radical his individual approach and however different his end result.

Furthermore, these houses are proving irresistibly attractive to the editors of popular home magazines and, through their publication, are unquestionably doing a great service in educating the public to understand the advances that have been made in small-house design, and in familiarizing them with the atmosphere of the contemporary home. Editors are sensitive to their public; the fact that more and more space is being devoted to small houses of the more advanced type is a dependable indication of what kind of houses the public really wants.

The sum total of all the foregoing may be taken as inconclusive; yet it shows progress developing along a number of different lines — the opening of several possible avenues of attack on an important national problem.

Other groups, governmental and private, are also thinking about the small-house field. Should their deliberations be carried on, and their decisions executed, largely without benefit of architect, the profession will have lost a great opportunity. It occurs to us, sometimes, that is easy for the architect to underestimate his own importance in this particular field.

Any national program to bring better houses to the people of this country ought to be spearheaded by the architectural profession. There are responsible individuals in the ranks of registered architects entirely capable of leading the profession into such organized action. The trend encourages us to believe that ultimately this will happen; but "ultimately" may be too late to have any marked influence on another decade of tawdry, cynical and incompetent building which may already have begun.



## A BEFITTING SETTING FOR A WAY OF LIFE

*Home for Mr. and Mrs. M. P. Davison, Fresno, California*


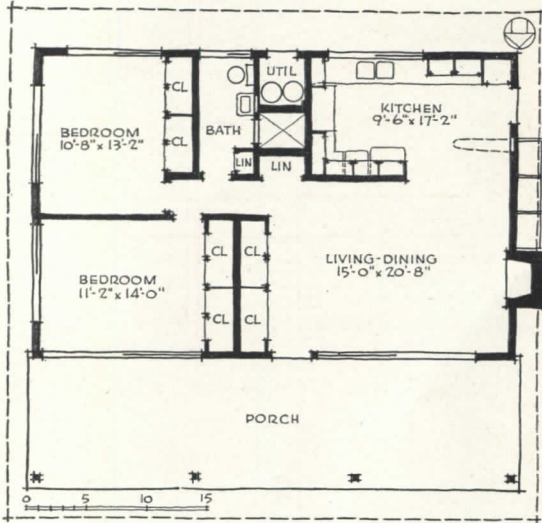
*Wurster, Bernardi & Emmons, Architects*

AS WAS NOTED in the preceding article, some of the best architectural firms in the country have found ways of including a certain number of small-house commissions in their annual output. Of these firms, none has done more to raise the standards of small-house architecture to new levels of distinction than have the designers of the house shown on this and the following pages. In plan, this house is the very essence of the small — almost minimal — house. It was originally intended for occupancy by the owners pending construction of a larger house, and subsequently to be used as a guest-house. The owners have come to realize, however, that a large house is an anachronism in these servantless days,


and, finding that the small one fitted their life and needs very well, they ordered a still smaller guest-house and have abandoned the larger project entirely. Undoubtedly, there are factors other than the compactness and livability of the plan that have appealed so to the owners, for in the proportions of the structure, as in the direct handling of the simple materials, there is a sureness of touch that is extraordinarily satisfying. There is a full and comfortable recognition of regional problems — especially the summer heat. And there is good local precedent in the loggia-like porch, first brought to this vicinity by Italian viticulturists, which is admirably suited to informal outdoor living.

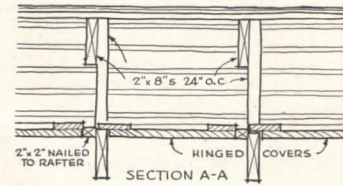
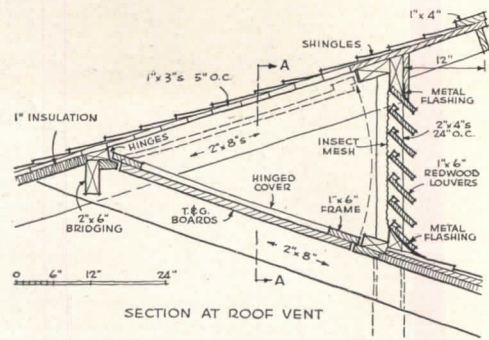


In deference to the redoubtable heat of Fresno's summers, the large windows and the porch face north, with a swimming pool just beyond the line of shadow. Exterior walls of the house are redwood boards and battens, primed on sides and edges with boiled linseed oil before placing





Roger Sturtevant Photos






Above: a detail of the ventilating louvers which extend the full length of the house, and which are seen in the photograph above, left, as well as in the picture of the master bedroom immediately below it. Note that the louvers have a hinged cover for use in winter. Most interior walls of the Davison house are flash grain Douglas fir plywood with half-round cover trim at the joints






Above: view from porch, showing pool and guest house. Right: the boys' room, which overlooks a citrus grove to the south; sliding sash is used throughout the house. Below: the living room, seen from inside the kitchen. The house is heated by means of a radiant panel system embedded in the floor slab. There is a certain integrity and strength in this little house which seems to derive from the fact that in no slightest detail does it either fall short of, or go beyond, one's impression of the house as a whole. Compare this with the ornate frippery of applied "art" found throughout the small-house field.








## BROAD IN VISION THOUGH NARROW IN LAND

*George Fred Keck, William Keck, Architects*

Hedrich-Blessing Photos

**T**HIS attractive, livable house in Illinois is shown by night and by day, as it appears from the edge of the terrace overlooking Lake Michigan. All major rooms open to the east for the lake view and breezes. Although the house cannot be classified as "small," the basic ideas developed in its design — the simple, open plan; good circulation; multiple use of space, the integration of radiant panel heat, solar heat, and roof overhang — these and many other details are all adaptable to the small house as well as the large. George Keck has done this in his smaller houses as well as in designs he has drawn for a manufacturer of prefabricated houses. Thus the architect becomes the innovator, and his client the sponsor, of new concepts of modern living which, if they could reach the small-house field to any impressive degree, would enormously benefit the average citizen.

SEPTEMBER 1948





Above: this view of the recreation room shows high windows to the south in the masonry end wall, and to the west in the wall toward the entrance drive. There is foam-glass insulation between the inner and outer stone surfaces, rock wool in wooden walls and roof. Below, a sturdy china and glass cabinet screens the dining space from the stair hall. Note the convenient pass-cabinet between dining room and kitchen with doors which close flush








Above: the living room fireplace occupies one-half the width of the chimney, the other half backing the fireplace in the recreation room beyond. All interior walls and ceilings are of varnished exterior cypress; a radiant panel heating system is used throughout

Hedrich-Blessing Photos

Right: the handsomely appointed kitchen has the service entrance, utility room and door to the garage at the farther end, in this photograph; entrance to living-dining room is at left of camera. A distinctive feature of this house is that all windows are double-glazed fixed sash, with transoms and louvred openings provided for ventilation. On the blustery shores of Lake Michigan, this is doubtless a practical and effective solution, but in more protected locations it is debatable whether such a system would completely replace operating sash in the affections of the public






Hedrich-Blessing Photos

*These two views of the children's rooms which occupy the center section of the upper floor show how the rooms may be divided by the folding partition or opened up as a play area. The built-in wardrobes and chests encourage youthful orderliness. The intelligent and considerate planning of children's rooms is one of the notable developments of contemporary residential architecture*

*Right: the master bedroom, like the other bedrooms, opens on the screened porch which runs the length of the house. The highly organized storage space, seen here and elsewhere in the house, is built in and eliminates the need for much of the usual profusion of protruding and dust collecting furniture*







Gottscho-Schleisner Photos

## EXPLOITING THE MID-LEVEL ENTRANCE

*House for Mr. & Mrs. R. W. Chamberlain, Kensington, Conn.*

*Moore & Salsbury, Architects*


SITUATED in the pleasant, rolling hills near New Britain, this house takes advantage of its sloping site to make itself modestly inconspicuous on the side facing the road, while opening out to generous two-story proportions on the side with the view and the terraces. As is always the case in plans of this general type, the entrance façade affords no clue to the number and size of the rooms, to which pleasant surprise is added the un-failingly dramatic touch of the "down-hill" approach to the living room. Two bedrooms are on the entrance level and two are up a half flight over the living and dining rooms, and each has two exposures.

SEPTEMBER 1948





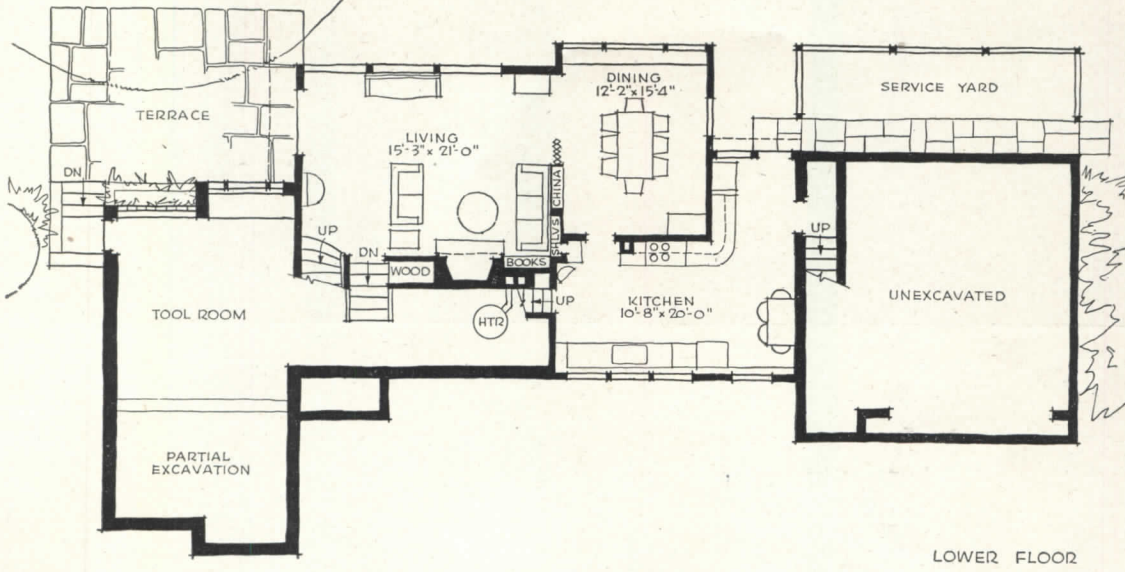

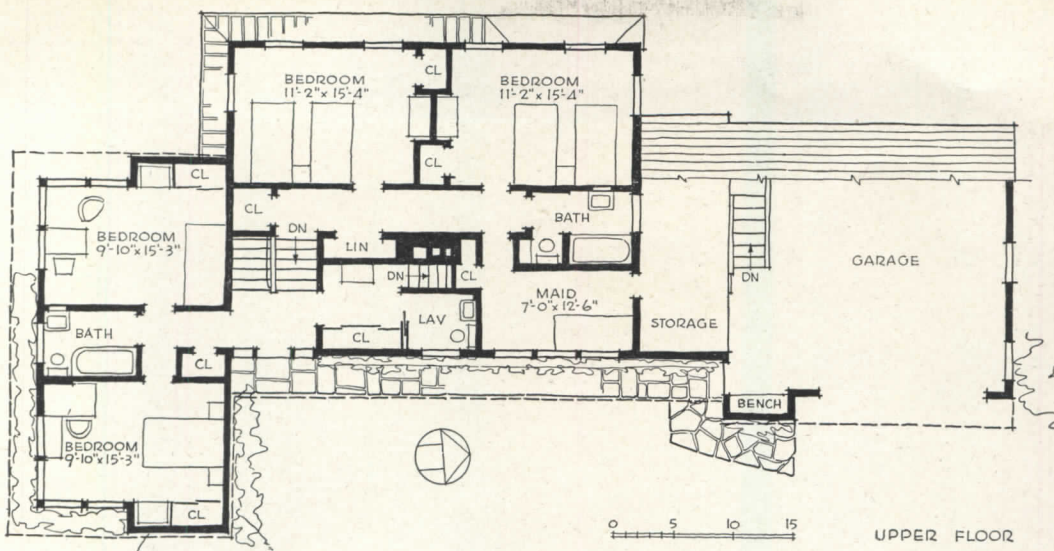


Gottscho-Schleisner Photos




Above: native stone blends with walls of combed plywood to create a restful background in the living-room. Left: in the dining-room, open shelves afford an opportunity to display colorful china, and a folding partition serves decorative as well as practical functions. Below: the door at end of the kitchen opens on back stairs leading to the entrance hall above





Upper plan shows an unusual and convenient separation of master bedroom suite from the rest of the house at the entrance level. From this level one goes down to the living room, or up to the other two bedrooms (see stairs, right). At right, above, the view of the entrance shows details of the walls and overhang. An air of simplicity and repose characterizes the approach view, shown below






## THE BOW FRONT FACES THE BLUE PACIFIC

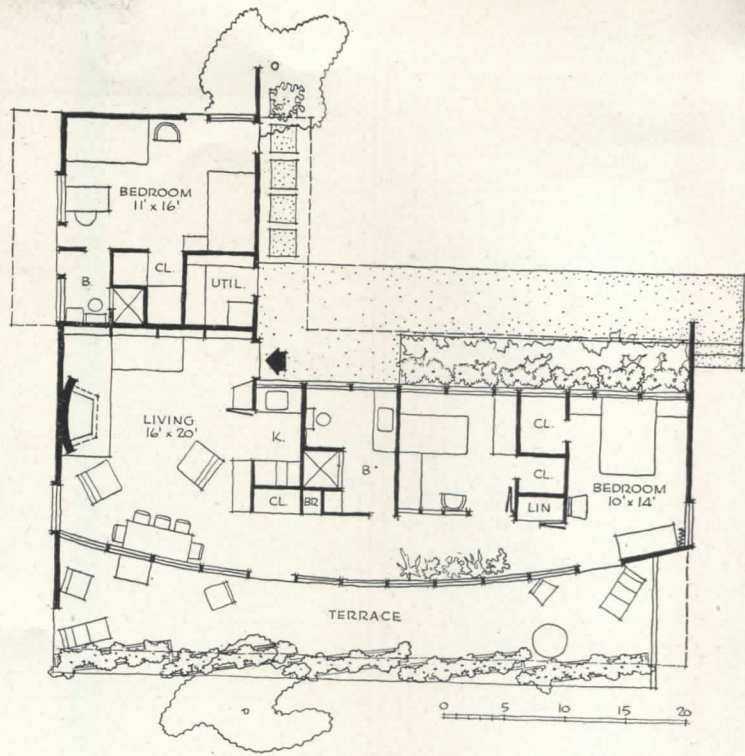

*House for Capt. and Mrs. W. S. Chitarin, Carmel, California*

*Albert Henry Hill, designer*

*Eckbo, Royston and Williams, Landscape Architects*





**A**N EMERGING aspect of the small home, which may have increasing significance for architects, is indicated in the frequency with which clients who have built a small house for temporary occupancy — pending construction of a larger place — have found the compact and convenient dimensions of the smaller, “servantless” house unexpectedly workable and pleasant. The house shown on these three pages was originally planned for use by an invalid — which accounts for certain design features — and subsequently as a guest house, but is now proving a satisfactory home pending completion of plans for a larger house adjoining. The glazed bow front provides a pleasant protected gallery-deck behind the open flower-fronted porch, and the broad roof overhang shields both.



Above, left: the long level slab at the entrance was originally designed to facilitate use by an invalid in a wheelchair, which also accounts for level floors, wide doors, and the wide gallery connecting living room with bedrooms. The separate bedroom was intended for a nurse but is adaptable for guest use. Below: stable, car shelter and, further down the hill, the house

Roger Sturtevant Photos

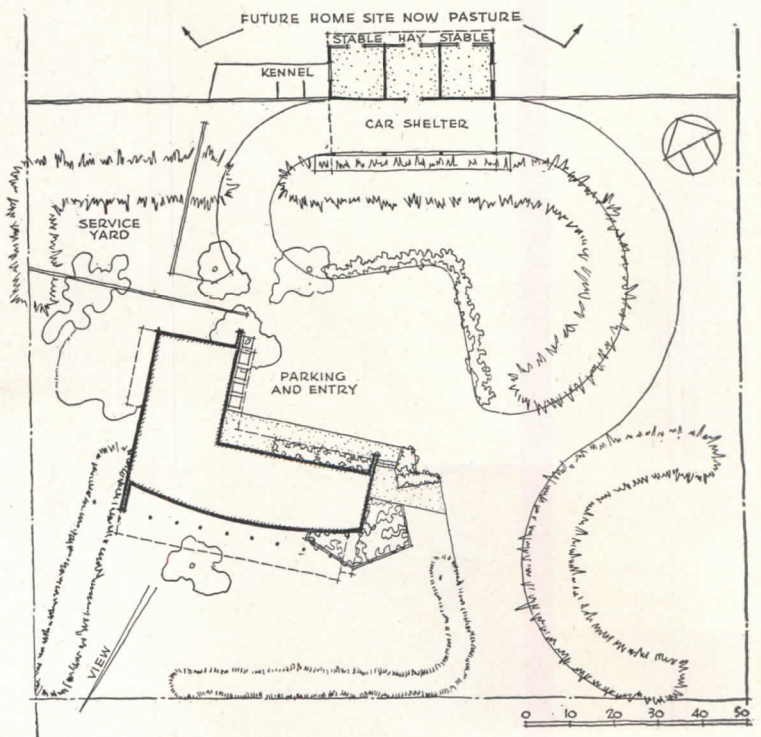






The Chitarin's living room features an experimental fireplace of peculiar design. "In such a small living area it was dangerous to bring the fireplace into the room. Against this was the fact that the minute it was on or set into the wall, it lost its intimacy, (and destroyed the exterior wall surface)." A curved screen of firebrick acts as a heat reflector at the rear, with the chimney flue on a thick slab supported by metal rods. A cone added inside the chimney throat keeps the smoke going in the right direction

Above: view into the kitchenette from the living room. Below: plot plan shows relation of house to stable, car port and future house. Prevailing wind is westerly and brisk

Roger Sturtevant Photos



ARCHITECTURAL RECORD



Julius Shulman Photo

## A LITTLE HOUSE WITH A WESTERN LOOK

*Residence of Mr. and Mrs. Ted Bonnet, Hollywood, California*

*Richard J. Neutra, Architect*

WITH its simple, sloping roof prudently tilted toward the valley, this addition to Mr. Neutra's long and distinguished line of small houses has somewhat the appearance of a man who sits comfortably on a hillside with his hatbrim pulled down to shade his eyes as he gazes westward across the coastal plain to the sea beyond. To accommodate itself to the steep site, the plan of the house develops on three levels. On the lowest is the garage, and space for an additional room and bath; next, above, comes the living room, with kitchen and deck; and finally, at a slightly higher level, the master bedroom, bath and study. Basic materials are redwood above a substructure of cement; steel sash; and a metal-coated, heat-reflecting roof. (Plan and other photographs are shown on following pages.)



All photos on this page by Julius Shulman

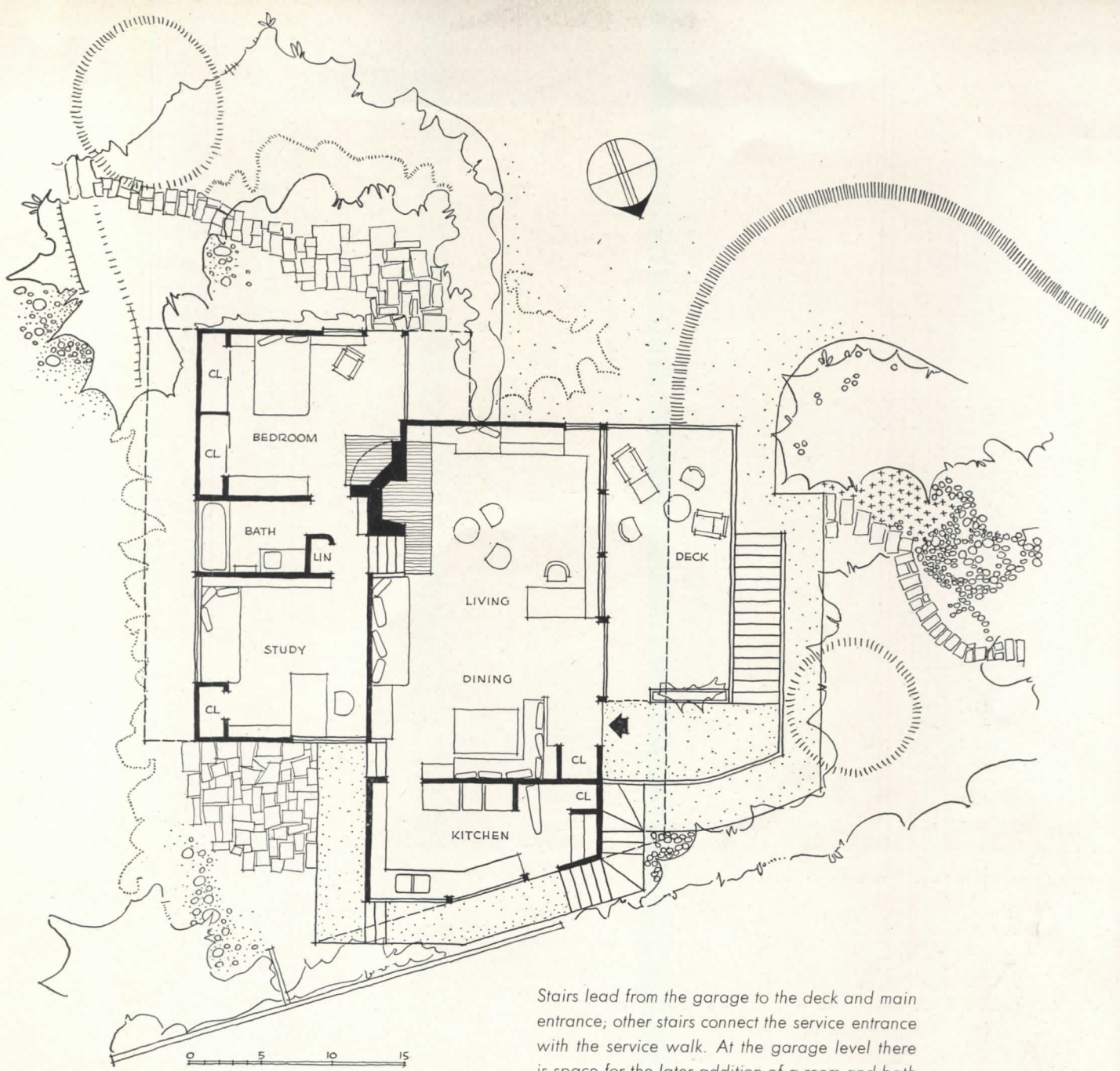


Above: sliding sash opens from the living room on a flagstone-paved deck over the garage. Left: the whitewashed brick breastwall of the fireplace intersects the sloping ceiling of the living room; stairs lead to the bedroom and study. Note on the plan the corner fireplace in the owners' bedroom served by the single chimney. In this bedroom the view and the cheery fire can be enjoyed simultaneously as window and fireplace are side by side. The Neutra touch is clear in these pictures; and perhaps most significant to the small house field is the feeling of space, variety and refinement achieved in a small area and with the simplest of materials




Left, the kitchen, seen from a point opposite the service entrance. The floor area expands at the working end of the room to afford a long counter and adequate space around sink, range and storage cabinets





Stairs lead from the garage to the deck and main entrance; other stairs connect the service entrance with the service walk. At the garage level there is space for the later addition of a room and bath





The concrete terrace extending along the living-dining area commands a fine view of desert and mountains. The end of the terrace, west of the dining room, is planned to be roofed and screened. Below, the overhang of the roof shields the glass from the hot summer sun, permits it to penetrate in winter

**Richard A. Morse and**


**William Y. Peters**

**Architects**

Above: Maynard L. Parker Photo, Below: Ivan Burkhart Photo

## ARCHITECTS' VERSION OF A G.I. HOME

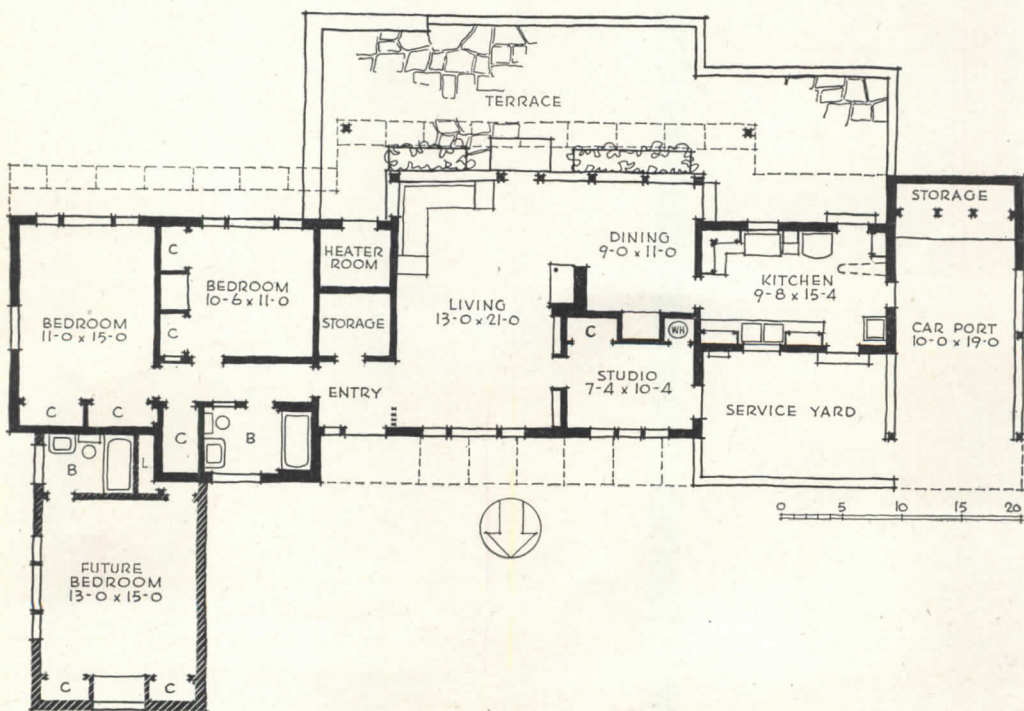
*Residence of Mr. and Mrs. William B. Schimmel*  
Tucson, Arizona



THE owner of this house, an artist, is a veteran of World War II; his home was built under government regulations in effect in 1946 and finished at the end of that year. Present sleeping accommodations — the most that could be provided under law — are somewhat inadequate for a family of two adults and two teen-age children, and another bedroom and bath, for later addition, were therefore provided in the original scheme, as indicated on the plan at right. Despite this temporary deficiency, it seems probable that when this house is brought to the attention of the general public a considerable number of ex-G.I.'s who have bought homes since the end of the war will have occasion to make rueful comparison between this house and what was sold to them. Whitewashed local common brick, exposed on the inside, is the principal structural material. The forced warm-air heating system is integrally combined with an evaporative cooler for summer use.




Maynard L. Parker Photo





A new bedroom wing will extend out from blank wall at left in this photograph; entrance to house from carport, at extreme right, is through the walled service yard. Roof is built-up composition over 4-in. mineral wool insulation



Maynard L. Parker Photos

Floors throughout are colored cement on concrete slab. Except in kitchen and bath, ceilings are V-jointed pine boards, oiled and waxed. Walls are painted





Julius Shulman Photos

## FOR LIVING BETWEEN SEA AND LAND


*California Beach-House for Mr. and Mrs. Welton Becket*

*Wurdeman and Becket, Architects*


**A**LTHOUGH certain features of Mr. Becket's house merit a thoughtful study in the light of their possible application to the small house problem generally, it must be admitted that much about the house proclaims its special and pleasant function as a beach-house on the rim of the Pacific. Eating, for example, has a top priority where appetites are sharpened by sun and surf; so it is hardly surprising to find the kitchen at the very core of the house, much more an integral part of the living areas than a separate unit. The long plate glass screen protects the terrace from wind and blown sand, while an outdoor shower next to the entrance to the bedroom corridor materially reduces the amount of beach deposited inside the house. (Plan and more pictures overpage.)

*The glass wind-screen projecting toward the water terminates in a shaded terrace, also glazed. Here, for variety and relief from glare, patterns of eroded earth behind the house can also be seen*


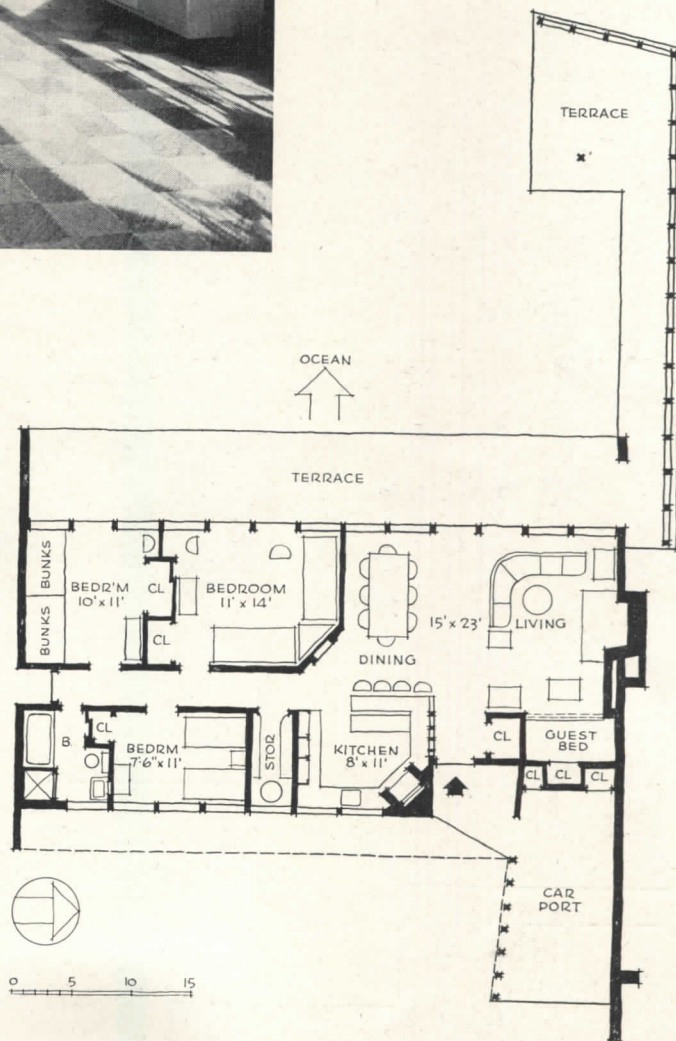





Above: both end walls of the house, like the fireplace, are Roman ruffle brick; other walls, inside and out, are redwood siding. Ceilings are Douglas fir. The alcove in the corner of the living room can become an overnight guest accommodation. Left: the two young boys occupy this room, with bunks for two visiting friends; but there is always the difficulty of making up an upper bunk, even with Pullman-porter technique and a thin top mattress



Above: the kitchen occupies about a third of the living area, of which it is an integral part — open, accessible and inviting. Food preparation is here a part of family life and whoever is doing the cooking can be cheered on by all present, a system which could work well in many small homes. Other interesting features of the plan, at right, are the kitchen's built-in barbecue, and the capacious storage pantry

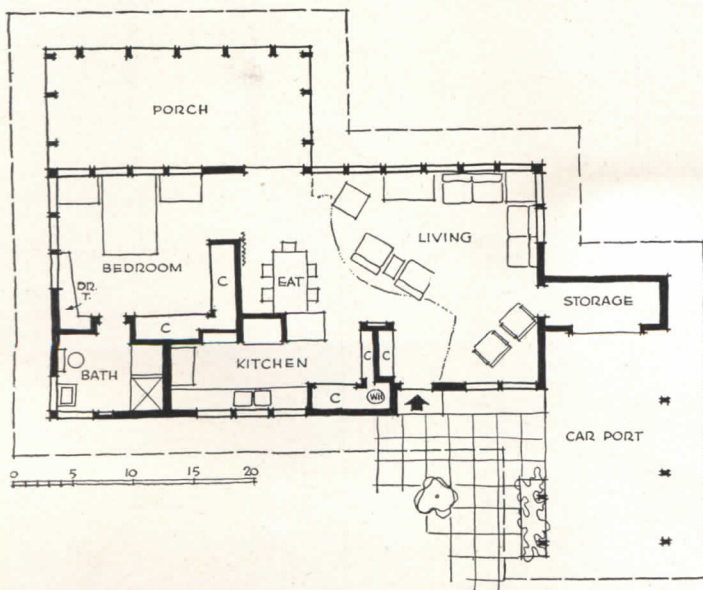




## WHERE A SPREADING ROOF IS A BIG ASSET


*Home of Mr. L. Brooks Martin, Bryan, Texas*

*L. Brooks Martin, Architect*



It is apparent from the plan of Mr. Martin's house that, in addition to good ventilation, shade is a valuable commodity in Texas. He estimates that the total roof area is about 2220 sq. ft., of which only 800 are over interior space. The owner-architect decided to cope with the climate at the drawing-board stage. Though small, the house is openly and spaciouly planned, with convenient storage partitions; note the bedroom wardrobes. Evidently access to the bath other than through the bedroom was not considered necessary in a house of this size as it would entail loss of useful space in both kitchen and bath.






Above: cool linoleum surrounds the carpeted floor of the furniture grouping in the living room. An electric radiant heating panel takes the place of a fireplace on the partition between entrance to living room and kitchen



Right: detail of pass-counter to kitchen from dining table. Cabinets and cupboards keep everything close at hand but out of sight

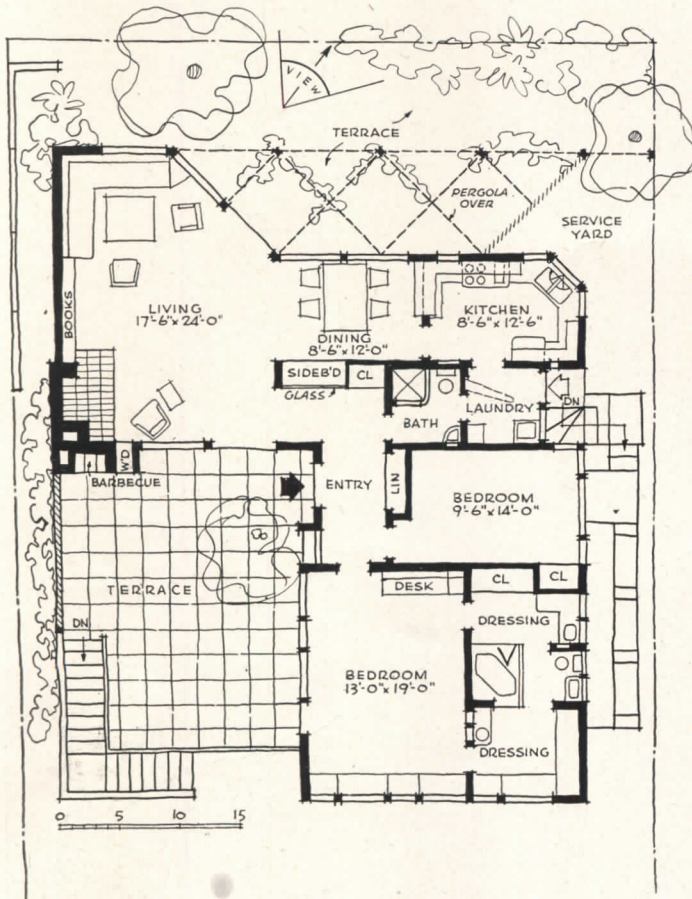
Below: drapes are used on windows and doors, and between living and bedroom. The open weave of the fabric indicates that when they are drawn some air can still get through



# CUSTOM-DESIGNED FOR A STEEP SITE

House for Mr. and Mrs. Rubin Sabsay, Los Angeles, California

J. R. Davidson, Designer



If people who are planning to build would consistently buy a level site, it would simplify matters for prefabricators and the compilers of plan books; but so long as a better view and a sense of relative isolation can be had by purchasing an "exceedingly steep and narrow property" (Mr. Davidson's description of the Sabsay lot), the attraction will prove irresistible. Few preconceived designs will make the most of such a location. Mr. and Mrs. Sabsay, both of whom are teachers, have one child. The house had to be planned for minimum maintenance, minimum effort in housekeeping, rooms all at one level. Taking advantage of the drop in site, Mr. Davidson provided a separate rental apartment below the owners' rooms. The amount of space devoted to bath and dressing rooms — unusual in so small a house — is justified as both adults must dress and leave for their work at the same time daily. It is a plan feature worth considering!


Julius Shulman Photos



Left: a corner of the living room. The sliding doors at the right open on the dining terrace (seen at top of opposite page). All walls and ceilings, except where paneled with Douglas fir plywood, are a warm gray interior stucco




*Above: the dining terrace, with doors to living room at right. In the wall at left can be seen the small pass door to kitchen. Below: the angle of the sliding doors is nicely arranged to bring the best view to the corner of the living room. The storage wall, right, separates entrance hall from dining space, beyond which is the breakfast bar wall of kitchen*






Julius Shulman Photos

*Above: from the fireplace end of the Sabsays' living room, another sliding door opens on the larger terrace which, provided with the ubiquitous and indispensable barbecue, helps stretch the somewhat limited entertainment facilities of this little house*



*Left: plywood storage wall with a reeded glass panel. Small door at left of panel conceals the glass cabinet. Below, pass doors serve dining space and terrace*






Paul Davidson Photos



## INGENUITY PROVIDES SPACIOUSNESS

*House for Mr. and Mrs. Albert Tarter; Los Angeles, Calif.*

*Gregory Ain, Joseph Johnson & Alfred Day, Architects*


**B**Y means of a number of ingenious devices, the designers of this small house have succeeded in providing the spacious feeling, as well as the actual facilities, of a much larger place in the limited floor area of 908 sq. ft. Most important, as contributing to this happy feat, are two rigid, sliding wall panels which allow a very flexible use of the available space, and the preservation of an almost uninterrupted ceiling over more than half the rooms, which gives them a feeling of size considerably beyond their actual dimensions. The entrance side of the house is seen above; the opposite side below. Exterior walls are redwood shiplap siding; roof is white-surfaced, built-up composition; interior floors are asphalt tile. The plans and interior photographs are shown on the following two pages.






Above: the living room as it appears from the study, with the sliding panel drawn back against the wall of the entrance hall. All interior walls are Douglas fir plywood. Note storage cabinets at left of chimney. In addition to other devices previously mentioned, the large windows also help materially to increase the apparent size


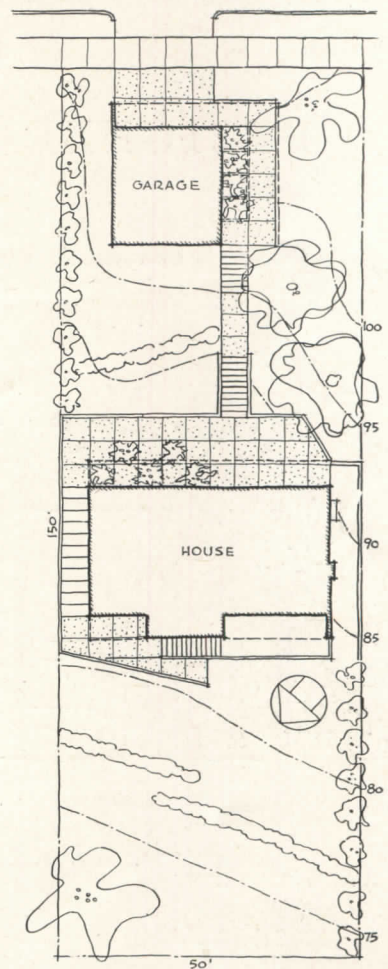
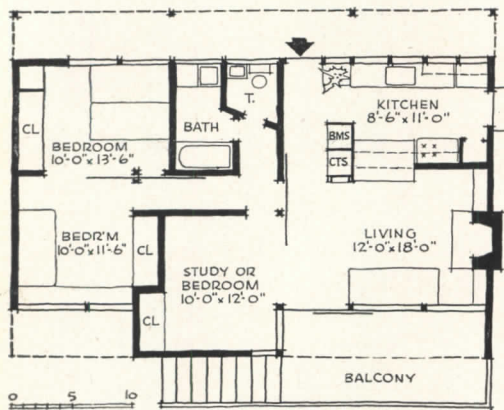
Above: the broom-coat closet is held to a 6-ft. 8-in. height so that the living room, entry and kitchen appear as one space, a feeling which is further heightened by the large opening between living room and kitchen. Below, left: the rigid plywood panel, which runs on floor sheaves, here closes off one end of the living room; at right, the same wall opened up reveals the study as part of living room






Left: the dining table fills the opening between living room and kitchen, is a part of both, yet wastes little floor area when idle. In the floor plan, note the other sliding panel, between bedrooms, which makes a child's play space when open; also the divided bathroom, with laundry

Paul Davidson Photos



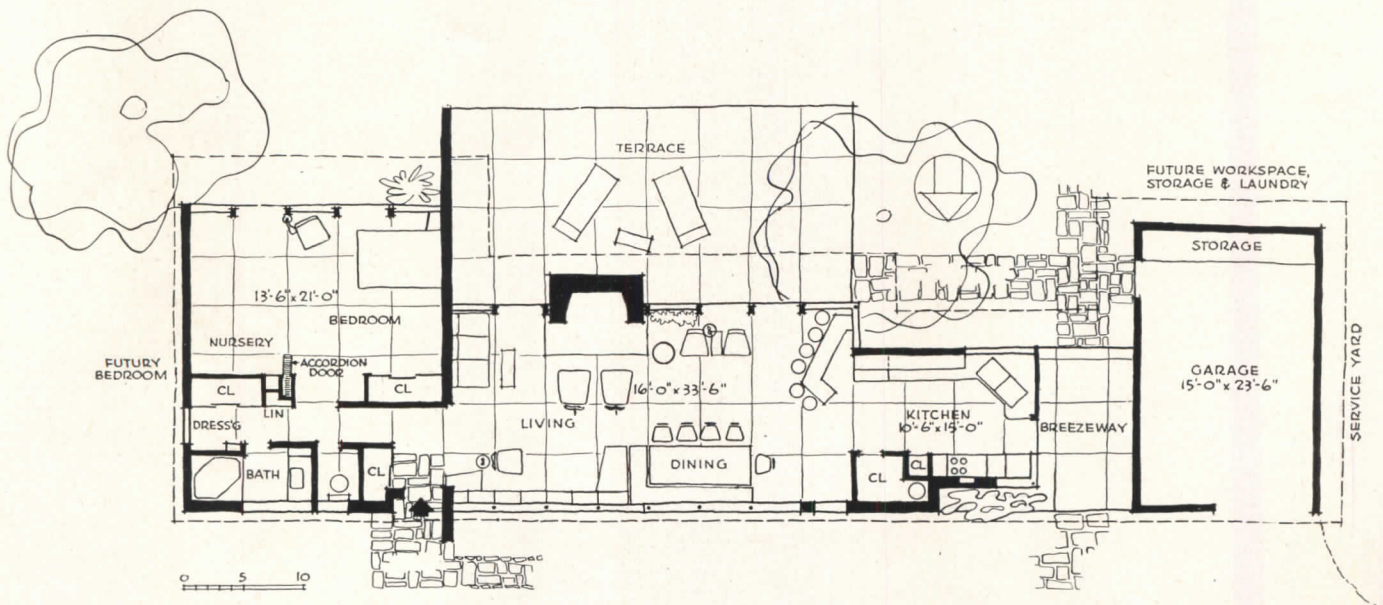
The garage, a corner of which is shown at left, is near the street and at a considerably higher level than the house. It is reached by means of a flight of steps



Fred Gund Photos


## DESIGNED ON THE MODULAR PRINCIPLE

*Walter T. and Robert W. Vahlberg, Architects*




Shown above, the south wall is planned on a 4-ft. module; the north wall is 10-in. cavity brick. Roof is framed with built-up wood trusses, the finish ceiling being applied directly to them






Left: the living room, looking past main entry to bedroom hall, beyond which future bedroom space may be added, see plan

**Residence of Mr. and  
Mrs. H. Barney Crawford,  
Oklahoma City, Okla.**


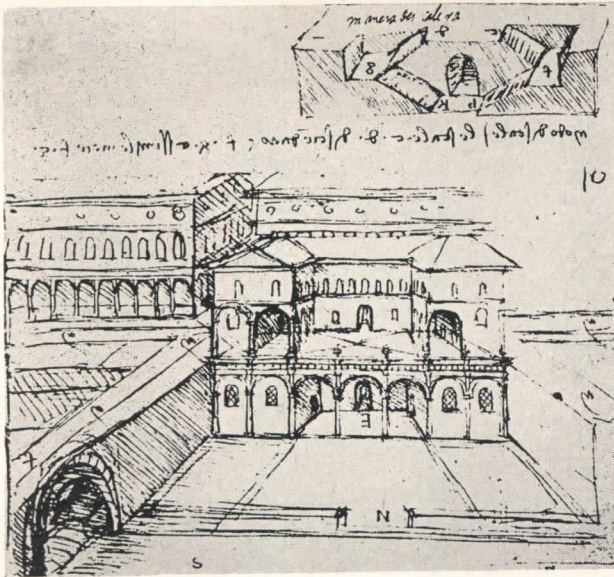


Right: with the exception of the chimney, sliding sash occupies all of the south wall of the living room. Ceilings over the living area are striated plywood; elsewhere smooth plywood. Interior wall surfaces are plywood and common brick




Left: breakfast bar is practically outdoors when sash is moved aside. Well-ventilated kitchen has divided door at end opening on breezeway. Floors are waxed red concrete

Leonardo's 15th century two-level scheme; and an 1890 proposal for a separate pedestrian level for New York's commercial district



The Bettman Archive

## THE POSSIBILITIES OF TWO-LEVEL SUPERBLOCKS




FOR centuries men have been intrigued with the idea of bettering traffic conditions and improving cities as places to live and work by segregating pedestrian from vehicular circulation. Leonardo da Vinci proposed such a scheme in the 15th century, and its modern counterpart, shown here, has been developed by Walter Weissman and Robert Greenstein in connection with an architectural thesis at Pratt Institute, Brooklyn, N. Y.

Leonardo pictured streets on two levels (his sketch, above left), the upper level for pedestrians, the lower for carts and animals, and deliveries to houses. The streets were to be 660 ft. apart, thus in effect creating a pattern of superblocks within the city.

Similarly, the accompanying study of city and site planning proposes the segregation of pedestrians, vehicles and services, but related to present day tempo, needs and conditions. It is designed to alleviate the well-known faults of cities — traffic congestion and confusion, inadequacy of loading and parking facilities, indiscriminate land use (with consequent blight), lack of light and air, the nuisances of smoke, noise, dirt, and squalid ugliness.

Grasping the "sorry scheme of things entire," the study creates superblocks in which the commercial area is set aside from other areas by green belts through which run high-speed super-highways, a large-scale treatment based upon fast transportation and unobstructed views. Access to each area is provided by clover-leaf and circle-type intersections from the highways to the access streets based upon a diminution of speed and scale. These streets divide the area into a number of superblocks averaging 900 by 1500 ft. based



upon a pedestrian scale of space and time within each superblock. The areas immediately adjacent to the central business district might well be high-density residential areas for its workers.

Each superblock is planned to have two levels, to provide segregation of pedestrians and vehicles. The upper level contains a number of commercial office structures of varying types, set in a garden-like plaza treatment of open spaces, and spacing is based upon a pedestrian scale of movement within each superblock. The structures have been designed as free standing elements spaced asymmetrically to create an interesting

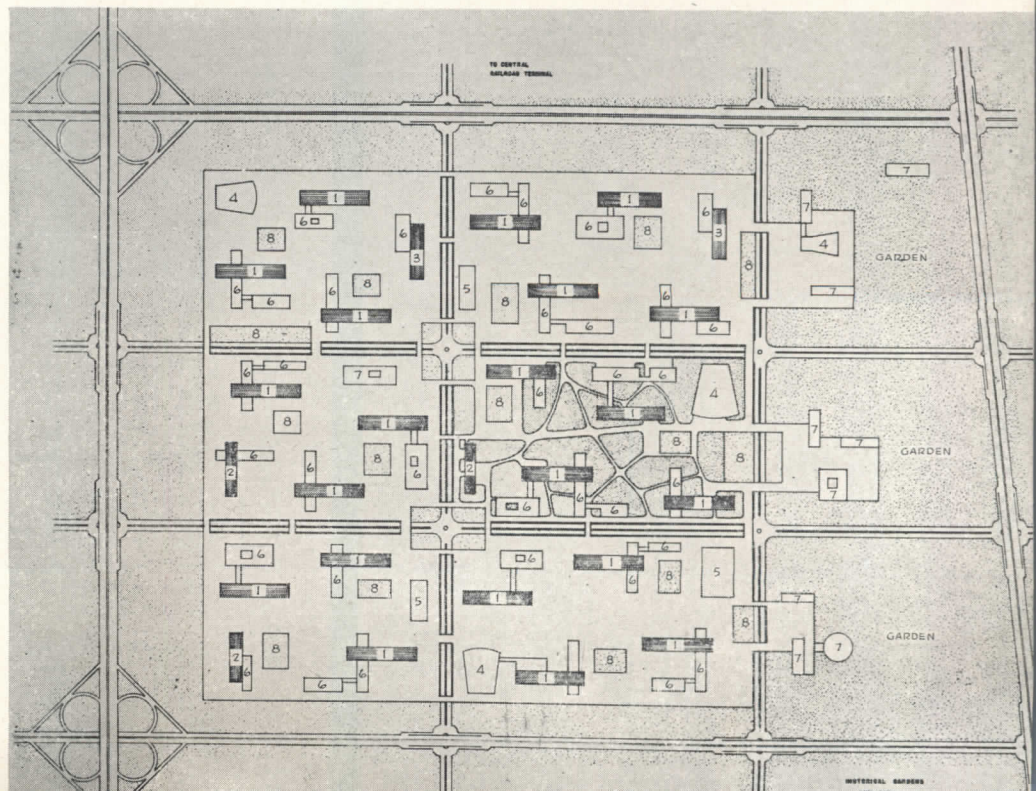
composition of related masses and contrasting spatial volumes within each superblock and through all the superblocks, coordinated as a unit, so that the entire area could form a visually pleasing silhouette from any part of the city. The pedestrian paths were designed in a non-axial treatment to emphasize the concept of free standing buildings, equally important from all views. Besides office buildings, supplementary elements including hotels, restaurants, shops, department stores, exhibit areas, etc., have been provided to form an integrated area both as a business center and as a recreational and social unit for use throughout the day.

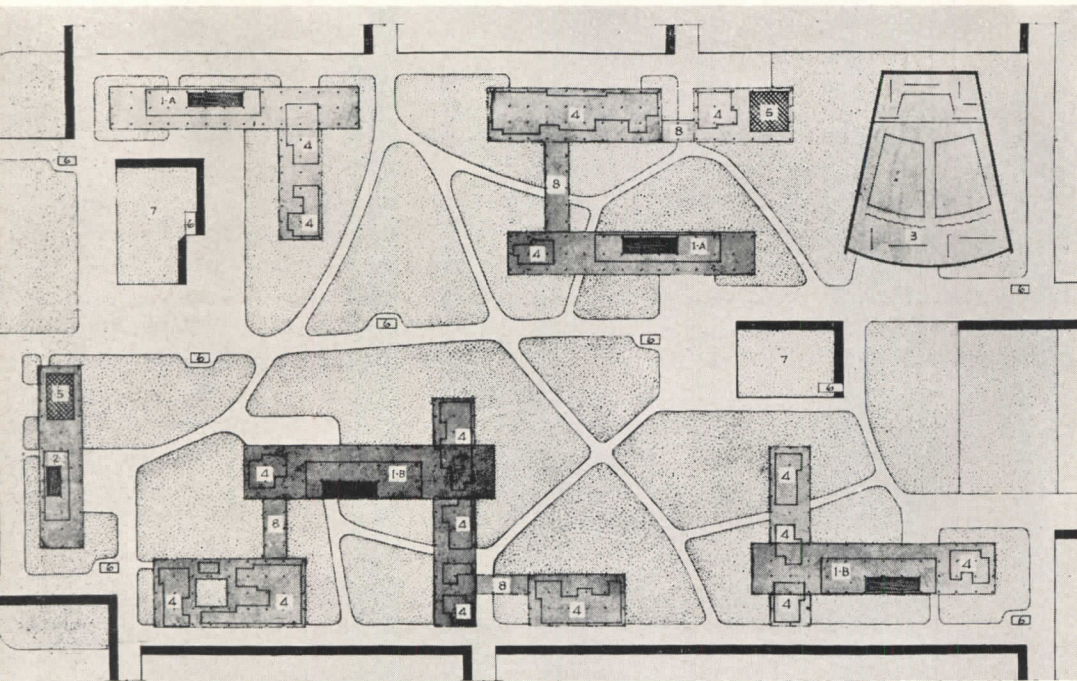
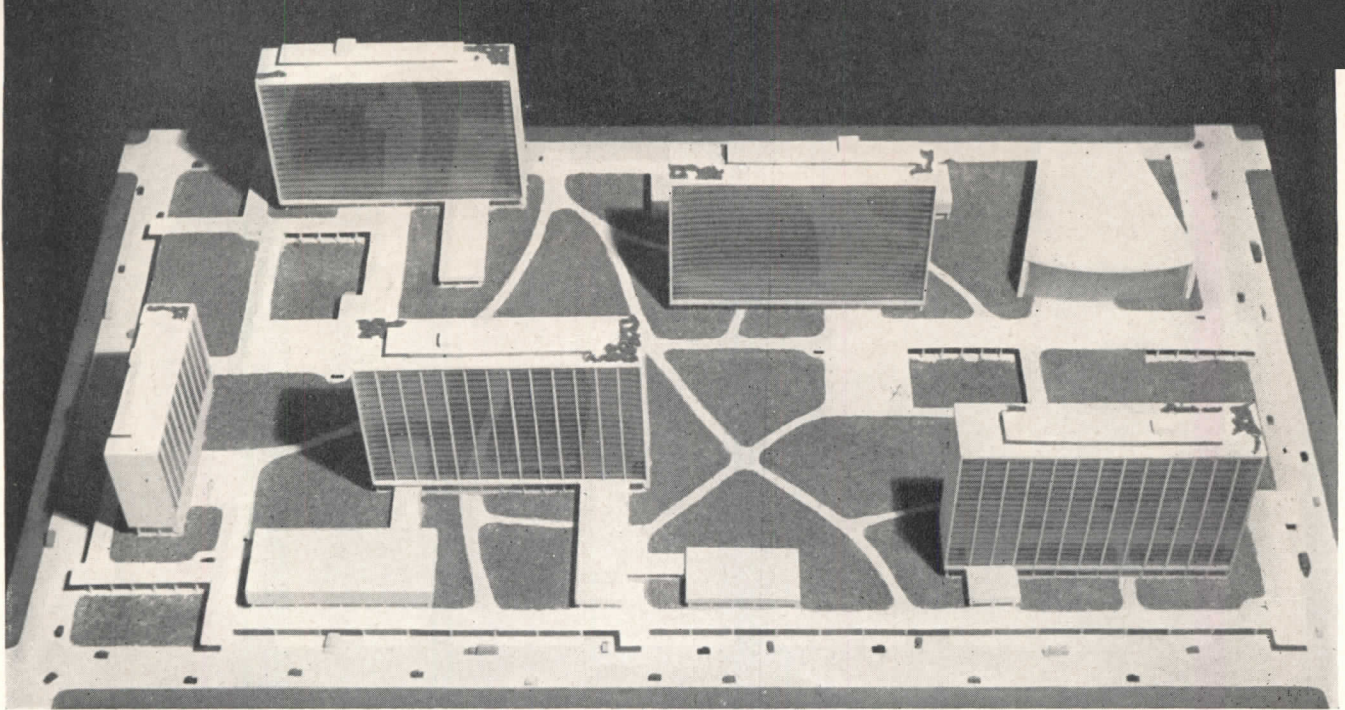
Above, a view of the model designed and constructed by Weissman and Greenstein showing the central unit of the superblock from the south looking directly north

1. Office building
2. Professional building
3. Hotel
4. Theater
5. Department store
6. Shopping units
7. Special purpose building
8. Penetrations between levels

PLAN OF OVERALL SITE


SEPTEMBER 1948






- 1-A. Office building—  
Cantilever type
- 1-B. Office building—  
Standard bay type
- 2. Professional office bldg.
- 3. Theater
- 4. Shops
- 5. Service distribution  
element
- 6. Stairway between levels
- 7. Garden penetration to lower  
level
- 8. Arcade

**UPPER LEVEL**





- 1. Office building lobby
- 2. Building storage & services
- 3. Theater lobby & lounge
- 4. Service station
- 5. Service distribution
- 6. Stairway between levels
- 7. Open green areas
- 8. Possible ramp to a lower level
- 9. Off street bus stop
- 10. Off street loading bays

**LOWER LEVEL**



The entire superblock is based upon a structural module of 24 by 28 ft. bays throughout all building units and platform framing, providing a repetitive structural rhythm and creating a definite harmony and relation between all elements and the spacing between them. This overall module is further divided into a 4-ft. module within the structures to afford flexibility of subdivision and to make prefabrication possible

Parking areas, services, utilities and a core of communication are at ground level. In the communication cores, which provide direct access to office buildings above, are shopping arcades and transit stops, subway or bus. Unloading of goods is in off-street bays through a centralized distribution service. The entire space is flexible and areas may be allocated for specific use according to needs. No analysis of the economic feasibility of such a scheme as this has as yet been prepared, nor has there been any program suggested for adapting this type of development to any existing city in the United States





## AN OPTOMETRIST'S SHOP WITH OPEN VISION


Wilmington, California

Louis Shoall Miller, Architect

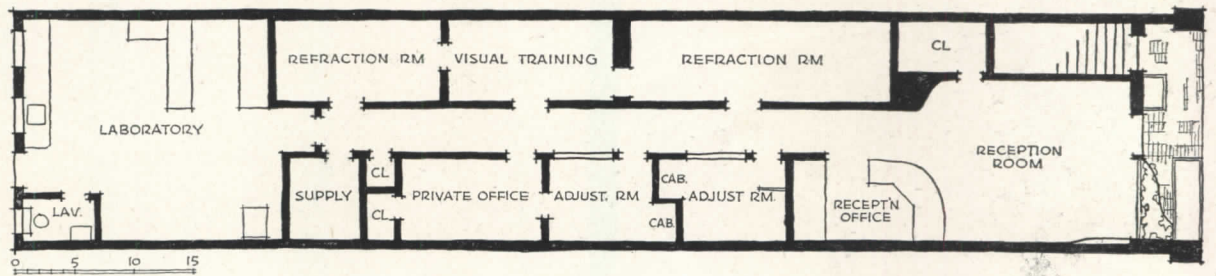


AN optometrist's office naturally should be well lighted throughout in keeping with "Better light, better sight." By day or by night the shop designed by architect Miller is attractively lighted. The recessed entrance is open and inviting as well as distinctive in its simplicity and in the nice choice and use of materials. Brick is particularly well used, both for floor and walls within the building line. The glass show case is adequate and effective for showing the small objects to be displayed, and it serves also as a screen for people sitting in the waiting room, as they can still look out without being the objects of attention. A small planting strip adds color and a more friendly, intimate character to the entrance. The low display case will be noticed by those who may be using the upper floors though its sharp protruding corners must be avoided.

Floyd Ray Photos




The cove-lighted reception room is inviting and comfortable. Utterly simple in design, it gains its character from the warmth of the V-jointed Philippine mahogany paneling, simple wall covering and soft, quiet carpeting



The lot is long and narrow and for the optometrist's purposes the plan is divided into small functional rooms on either side of the corridor which leads ultimately to the laboratory. The reception office is well placed for directness of control





Ben Schnell Photos

## OFFICES AND SHOWROOMS WITH A SPECIALTY SHOP AIR

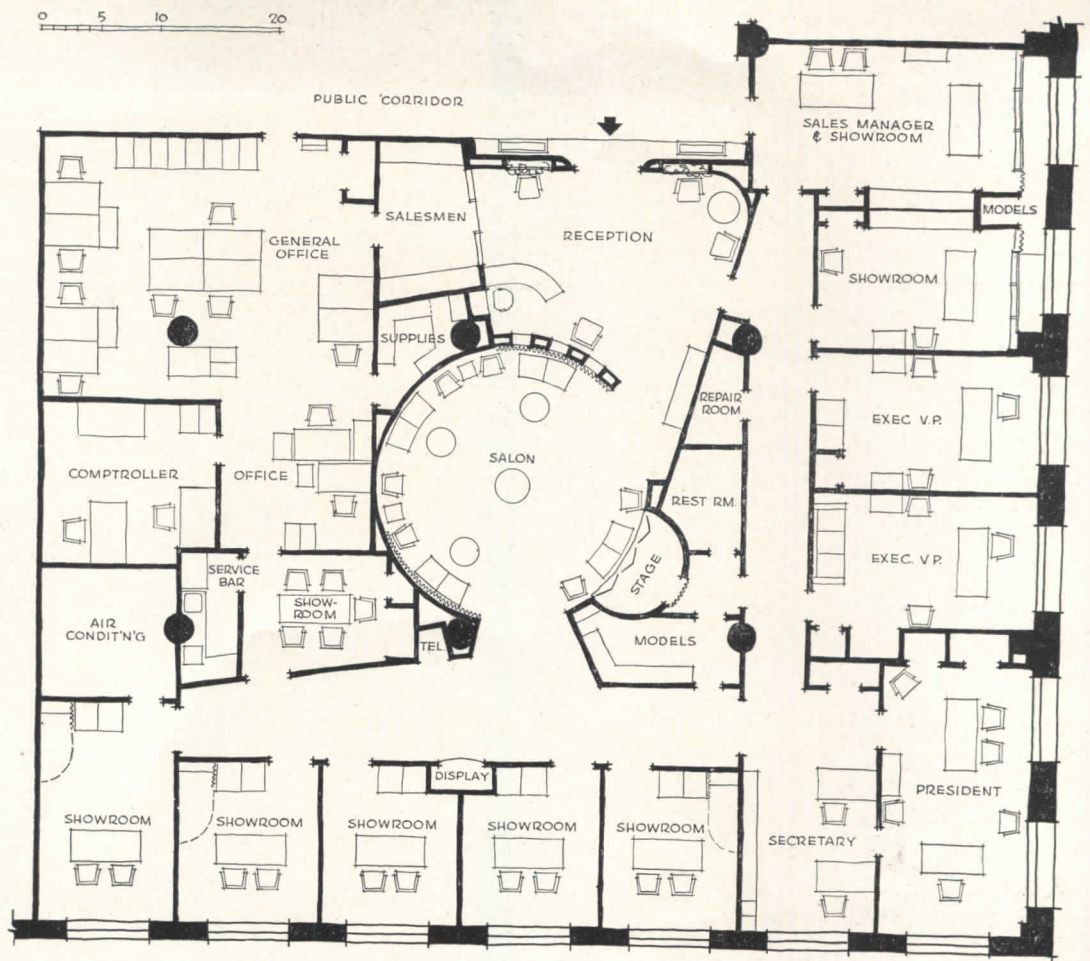
*Lily of France Corset Company, New York City*

*Leon and Lionel Levy, Architects*

A SPECIALTY shop atmosphere and an unusually compact plan characterize the new headquarters of the Lily of France Corset Company on the fourth floor of a midtown Manhattan office building. The former is achieved through such nice detail as the main entrance (seen above), the latter by grouping offices and small showrooms around a large circular salon which, logically

enough, forms the heart of the suite. The entrance is set back from the public corridor much as that of an exclusive small shop might be from the building line, and the wide double doors are given a distinctive air by antique mirrored panels. Plants and flower boxes are used throughout to lend a vivid accent to the predominantly delicate colors of the decorative scheme.





Chief design problem faced by the architects was the economical use of the square floor area, since offices and showrooms had to be both numerous and of varying size. Below: a corner of the reception hall, looking toward the salesmen's room. The partition at right is for decorative purposes only, has no glass in panels




Right: the curved plywood wall separating reception hall and salon is pigeon-holed for the decorative value of plants against the beige background. Niches can also be used as special display boxes if desired





Below: the circular salon serves both as reception room and as main showroom, has a built-in stage for fashion shows (left of photo), which connects with models' dressing room. Draperies are pale green, tables of ebony edged with gold, chairs and couches upholstered in green and beige





Ben Schnall Photos

Above, left: one of the vice presidents' offices has light green papered walls and beige carpets, mahogany furniture. Above, right: the president's office (see plan, page 129) has a large conference table at one end; walls are walnut flexwood, draperies are hand printed. Right: one of the small showrooms; furniture and wood trim are bleached walnut, the Chinese-motif wallpaper is green



The smaller offices and showrooms, one of which is seen at left, are arranged around the periphery of the central salon. All decorated differently, they are tied together by Chinese accents and bleached walnut furnishings. Specially designed glass partitions conceal the building's exterior curtain wall



There can be no mistaking which of the two shops is for men and which for women. The Roman brick facade and single show window of the former are sturdily masculine, the arcade and individual show cases of the latter are undeniably feminine

**Gruen and Krummeck —**

**Victor Gruen, Architect**

## WHERE ONE STORE EQUALS TWO

*C. H. Baker Shoe Store, Glendale, Calif.*

SINCE men purportedly are shy about passing through ladies' hosiery and bag departments to reach their own bailiwick, this shoe store catering to both men and women has been divided into two entirely separate shops, each specifically designed for its own clientele. Each has its own entrance and its own character. Roman brick forms the exterior of the men's shop, with display limited to a single large show window. The women's

store features an arcade with Travertine walls and individual rectangular show cases, and a glass wall at the end of the arcade opens up a view into the interior. Inside, a partition firmly separates the two, and as far as the customer is concerned the departments are independent units. The service facilities, however — stock rooms, wrapping desk, etc. — are so placed that they serve both sections.



A good view of the women's salon (below) is provided passersby by the glass wall at the end of the arcade (right). Walls in this section of the store are dusty rose, chairs are covered in dark green, and carpeting is in a medium green

Julius Shulman Photos





*Chairs in the men's shop (left) are covered in maroon plastic; walls are light ochre, carpeting is a medium green. Below: another view of the women's salon. Service facilities are used jointly by both sections .*

Julius Shulman Photos



### OFFICE DISPLAYS NOVEL IDEAS

Functional, decorative uses of glass and space utilization featured

VERY much in evidence — and where more appropriate? — are the functional and decorative uses of glass in the recently designed public relations offices of Libby-Owens-Ford Glass Company in Toledo, Ohio. Besides the display of glass, the office layout, planned by H. Creston Doner, director of design, features efficient space utilization which provides for convenience and an attractive appearance.

Application of glass is first noted at the main entrance to the offices from the building corridor where two large glass doors are fitted with a special transom suspension arrangement so that there is no bar above the doors — only glass from floor to ceiling. Sides of the entrance are of gray structural glass as is the ceiling in which lights are set flush.

Portions of the corridor wall employ a transom effect for ventilation. All the way across the top of the door and wall section of several offices is a fixed transom of clear plate glass — appearing almost invisible to a person outside looking in. The wall section is pivoted at the bottom and swings inward 4 in. at the top to allow air to circulate around both sides and top in case the door is closed. The glass wall sections at the same time let daylight into the corridor.

An ingenious demountable wall partition, an invention of the director of design, is comprised of wood framing and locking members holding large sections of glass panels, and has been set up between two of the offices. This type of wall partition can be put up or taken down with a hammer and screwdriver.

The offices are relatively free of any storage. Files and storage space are located in an inside corridor which permits people to communicate between offices without going out into the main building corridor. The cabinet work is all built in and is designed to accommodate standard four-drawer files.

The office of the director of public relations provides an especially conven-

ient arrangement for showing motion pictures and slides as well as for displaying charts and other materials in making presentations. A cabinet wall at the back of the office contains the motion picture and slide equipment, and has hinged doors on both sides so that projection equipment can be operated from outside the office and stored material removed without disturbing office occupants. Cabinets behind the desk have folding panel doors which are used for display material, and a movie screen pulls out from behind the cabinet.

Lighting is by fluorescent tubes on the ceiling in channels of satinol finished glass. Cabinets for magazines and other files have concealed lighting.

At the end of the inside corridor is a floor-to-ceiling mirror used to give an

illusion of depth.

The main woodwork for doors, partitions, trim, desks and furniture has a bleached walnut finish, and the principal wall color is a warm-light shade, described as being slightly pink. This same color was used for window frames, baseboards, venetian blinds, ceilings and walls. Carpets are green, as is the leather upholstery — the leather is a slightly lighter shade, however. Sound-proof wall and ceiling in the office of the director of public relations is gray and reflects some of the green tint of the carpet presenting a very pleasing effect.

These offices are in a building more than 30 years old and all work was arranged so as to use existing facilities and space for maximum effectiveness and comfort.

*Entrance to public relations department has doors and transom of tempered glass flanked by gray structural glass. Transom is supported at corners only, in new construction method, making transom bar unnecessary; sides and top of transom are recessed into the wall*



Harold E. Waltz

## ELECTRIC RADIANT HEATING SYSTEMS


Several types now available for radiant panel installations

WHEN radiant heating became popular it was only natural for methods to spring up using electricity as the energy source, especially for application in mild climate, low power cost areas.

Although electric radiant heating panel systems are still, admittedly, a luxury item for many sections of the country, manufacturers are enthusiastic for what they claim to be the most ideal approach to maintaining comfort during the heating season. It is possible to have a radiant heating system that responds quickly to heating demand, is "zone" controlled and convenient to operate; at the same time the architect can provide for more living space and has more freedom of design. Electric radiant heating also readily lends itself to installation in the ceiling which most nearly qualifies as a "true radiant system" (almost  $\frac{3}{4}$  of heat emitted from a ceiling panel is radiation, while for a wall it is less than  $\frac{2}{3}$  and for a floor about  $\frac{1}{2}$ ). Thus, according to enthusiasts, electric radiant heating can permit the most responsive, most comfortable heating system in a luxury-type installation.

In addition to being competitive with other fuels for complete heating where

Temperature gradients in room heated with ceiling radiant panel; note warm floor due to absorbed radiation. Electrical systems are easily applied to ceilings



power cost is about one cent a kilowatt hour\* and/or where the heating season is of short duration, electric radiant heating may find economic application where initial cost is more important than operating cost; for heating rooms used only occasionally; and as a supplement to existing residence heating systems where quick heat is desired, as in bathrooms, recreation rooms, nurseries, etc.

### ADVANTAGES AND DISADVANTAGES

All electric radiant heating systems have certain advantages in common. The elimination of a central heating plant, fuel storage, and chimney, together with ducts or pipe, valves and pump, reduces the initial cost and saves space. There are practically no maintenance costs. Operation is clean, noiseless, and little attention is required from the occupant other than occasional adjustment of room thermostats. Individual room or "zone" control of temperature is possible by placing one or a number of electrical circuits under the control of a single thermostat.

An advantage not common to all systems is that of rapid panel response to outside air temperature change and in heating up from a cold start to operating temperature. The ability of a radiant heating panel to change surface temperature naturally depends on the mass it has to heat; thus a light panel of low thermal capacity is more readily adjustable to changing heating loads. Some thermal capacity, however, is advantageous in that an on-off thermostat can be used to maintain a practically constant surface temperature with a steady heating load. Electric radiant heating panels can be designed light when the conductive element is placed near the radiating surface and is insulated from the rest of the structure.

The prime disadvantage is, of course, the cost of electricity. It does not seem likely that power companies will be prone to offer special rates for space heating for several reasons: (1) heavier lines must be installed; (2) substantial revenue is received only during the heat-

ing season, while lines must be maintained year around; (3) electric panel systems represent a steady, not an off-peak load. Power companies, in some instances, have increased their rates for space heating.

The various types of electric radiant heating systems known to be manufactured are:

1. Small resistance wire incorporated in a thin dielectric fabric or embedded in a "sandwich" panel.
2. Heating cable either insulated ( $\frac{1}{8}$  in. dia.) or uninsulated ( $\frac{1}{2}$  in. wire rope).
3. Conductive rubber panels.
4. Tempered glass which has an aluminum alloy conductor fused on one side.

### RESISTANCE WIRE TYPES

Fine-wire resistance units have been designed for low-, medium-, and high-temperature service, by Richard Crittall & Co. Limited, and have found wide usage in England and Europe, with commercial practice reported for 14 years.

The patented low temperature radiant system, called *Dulrae*, consists of a flexible, dielectric fabric (less than  $\frac{1}{16}$  in. thick) which incorporates nichrome resistance wire as the heating element. This fabric is usually installed by placing it between layers of plasterboard which serves to diffuse the heat and produce a uniform surface temperature; the resulting panel is normally fastened to the ceiling.

*Dulrae* is made in rolls 100 yds. long by 24 or 48 in. wide. Stranded copper "bus bars" run longitudinally along each edge and the resistance wires (laid in a sinuous pattern) are connected in parallel across the bus bars at intervals of 2 ft. The bus bars are looped at each 2-ft. interval so that the fabric can be cut at any length in multiples of 2 ft. up to a total length of 16 ft.; the bus tabs then can be pulled out for connection to the power supply.

Because of the low temperature used with *Dulrae* (radiating surface usually between 80-90 degrees) it is said that the possibility of wire failure is remote, but if a wire should break, only one panel section 2 by 2 ft. or 2 by 4 ft., depending on the size of the fabric used, becomes

\* Various sources set this value from  $\frac{1}{4}$  to  $\frac{1}{2}$  cents per kilowatt hour with one manufacturer reporting operation at 1 cent on par with No. 1 oil at 7 cents per gallon.



inoperable. None of these systems has been installed as yet in this country, but test installations have been planned for the purpose of getting approval of Underwriters Laboratories.

*Medrae*, the medium temperature source, is frequently applied in the form of dado panels 3 ft. long by 2 ft. wide which are usually mounted away from the wall on brackets to permit air circulation behind in addition to radiation from the front face. The panels are also applied to walls with no air space behind, applied to ceilings where the height is at least 10 ft., or suspended from the ceiling — mainly for commercial and industrial uses where appearance isn't of prime importance.

*Medrae* panels are constructed of a non-deteriorating, resin-bonded asbestos material, approximately  $\frac{1}{4}$  in. thick, in which element wires are embedded and mechanically and electrically protected in the manufacturing process. The material is of a laminated nature, said to possess considerable mechanical strength. Surface temperature is normally about 160° F. These medium-temperature panels are suitable for both domestic and commercial buildings.

Where local radiant warmth is desired at cold "spots" and not general warmth throughout a residence or office building, the high temperature element, *Hirae*, can be satisfactorily used. These radiant spot heaters have the resistance wire heating element contained behind a metal front in a "framelike" construction. Maximum surface temperature is approximately 500° F. They are not suitable for recessing into the plaster of walls or ceilings, but are intended to be mounted at a high level on brackets from the wall or suspended from the ceiling, if high enough; if located too close to occupants discomfort may result from the high intensity irradiation; therefore *Hirae* panels are most suitable

for industrial use. At the other extreme, improper adjustment (focusing) may fail to provide adequate thermal comfort even though the design is considered adequate.

#### HEATING CABLE Insulated Type

Probably the greatest number of electric radiant heating installations in the United States have been designed to use a small insulated cable originally developed for soil heating — for greenhouses and similar applications. In 1940 the L. N. Roberson Co. of Seattle, Washington began to investigate the possibility of installing the cable in plaster, and now they are reported to have over 1000 installations in the Pacific Northwest and other jobs scattered as far as Bar Harbor, Maine, and San Francisco.

The *Heatsum* cable is installed in a variety of ways in ceiling, wall plaster; over existing ceilings; and in concrete slabs to provide a low temperature panel system. This cable is approximately  $\frac{1}{8}$  in. in diameter; and the insulation is said to be a waterproof, oilproof, extremely slow aging, heat resistant and high dielectric strength material.

Cable is laid in a sinuous arrangement; the spacing between turns depends on the heat loss designed for and the area of the surface to which the cable is to be applied. The cable is available in various lengths with some lengths designed for 110 v operation and others for 220 v. Once the heating load for individual rooms has been calculated by conventional methods, this load is translated from Btu into watts, the correct length cable corresponding to the load is chosen and the cable arrangement is figured to give equal spacing on the applied surface.

#### Plaster Installation

Where plasterboard or similar lath is used, the element is secured to the sur-

face every two feet with insulated staples or by loops of asbestos cord around the cable which are attached to the plasterboard by a stapling machine. Plaster is applied in the usual manner.

If metal lath is used, it must be first covered with the scratch coat of plaster. The cable is then secured to the scratch coat with adhesive tape, patching plaster or plaster of Paris. Plastering is completed with the usual brown and finish coats. Installations have been made over existing plaster ceilings by the use of a type of plaster that will bond to the old surface.

The plaster should be allowed to dry for one week in summer and two weeks in winter before the heat is turned on, and then the rooms should be brought up to temperature slowly at the rate of four degrees rise per day. Any time the temperature in the house is allowed to drop below 50° F, the rooms should be brought up to temperature slowly.

The cable serves as reinforcing over plasterboard joints; the use of metal reinforcing where it will be crossed by the cable should be avoided in order to prevent the hum that is occasionally generated in the reinforcing while the current is on.



#### Concrete Floor Installation Procedure

For concrete slab construction, the cable can be installed in one of two ways. The first method consists of laying most of the slab (about 3 in.) and fastening nailing strips on the top to which the cable is stapled. The slab is then finished with a  $1\frac{5}{8}$  in. topping of cement.

For monolithic pour, the nailing strip is omitted and the cable is strung on a wooden frame with nail spacers. As soon as the first three inches are poured and roughly levelled off, the frame is placed on the floor. The pouring is immediately continued with the final inch being laid. When sufficient concrete covers the ele-

Small, insulated heating cable is stapled to plasterboard in ceiling system and to concrete for floor type before finishing off surface

Kenneth S. Brown Photos




SEPTEMBER 1948

139

grounding the bar to any steel or other conducting member within the building.

A desirable arrangement for the panels is a peripheral pattern with the center part of the ceiling being filled in with any standard building board. In small rooms

SEPTEMBER 1948



ment and holds it securely, the frame is pried out and the surface finished.

## ARCHITECTURAL ENGINEERING

TECHNICAL NEWS AND RESEARCH

or rubberized fabric. The entire mass is bonded together in the manner of conventional "plied up" rubber articles.

Because stretching contributes to resistance rise, *Pliotherm* is constructed with a fabric reinforcing ply to limit this stretch. While this does not materially affect the flexibility of the heater, it does, of course, prohibit application to a compound curvature. Where this type construction is desired, the heater may be specially manufactured.

Any of the wide range of colors possible in rubber compounding can be used in the insulating outside rubber plies. But for practical purposes, best results are obtained by using black, dark brown, red, or green. At the present time, pastel colors and white are difficult to achieve and involve a considerably higher manufacturing cost.

*Pliotherm* lends itself to decorative and functional design. It can be easily combined with wall board, wood panels, rubber and plastic wall and floor coverings, moldings, etc.

The resistivity (1 to 2 ohm-cm) permits heating elements of practical size to operate on commercial voltages. Various designs have been installed for 24 to 28 volts (aircraft and commercial vehicle power plants); 32 volts (farm and railroad car); 115 and 220 volts.

Rather wide ranges of heat density (output per unit area) are obtainable. Heat output at any one operating voltage may be varied by suitable arrangement of the electric circuit and adjustment of the conductive layer.

Complete heating elements, ranging from .05 watt per sq. in. (7.2 per sq. ft.) to 10 watt per sq. in. (1440 per sq. ft.) have been produced in experimental quantities. Upper limits are dictated by the rapidity of heat dissipation possible under the conditions of operation. Present recommendations are that the temperature of the heating element should not exceed 150° F for prolonged periods.

*Pliotherm* is ordinarily made in sheet form, with a rectangular shape to pro-

vide a uniform heat output over the entire heating area.

thermostat is located over the switch controlling the circuit and on an inside

*Pliotherm* has been manufactured in sizes ranging from 1/2 in. wide by 2 in. long up to sizes measuring 60 in. wide by 30 ft. long. Overall gauge is naturally determined by service requirements, but will ordinarily fall between 0.067 to 0.187 in.

Although tests have not been in operation long enough to be conclusive, experiments to date show that the aging life of *Pliotherm* can be expected to equal that of other rubber articles of comparable quality, used under the same conditions.

### TEMPERED GLASS PANELS

A newcomer among the electric radiant heating methods, at least in this country, is a tempered glass panel which is heated by the electrical current passing through an aluminum alloy conductor fused into one face of the glass. It was developed by French glass makers for use in the Maginot Line where a type of heat was needed that would have no fumes, dust or explosive dangers. For domestic heating, a panel now marketed, 16 by 24 in., is set in an aluminum frame with a small air space behind the glass. The unit is suitable for wall installations with the air space providing some convection heat in addition to the radiation from the front face. The capacity of the panel is 1000 watts or 2.62 watts per sq. in. and operates at a surface temperature of 300° F. Either 110 or 220 voltages wiring can be used, but on 110 v not more than one panel should be used on a circuit.

A unique feature of the wall panel is that the glass may be lifted to a horizontal position to serve as a food warmer.

A larger glass panel, 16 by 48 in., has been designed for use under cars in garages during the winter to keep the oil, grease and engine warm. The clear, tempered glass has a compressive strength of 2000 p.s.i. to eliminate the danger of breakage.

The installation for a typical six room

house is reported to be \$344 plus labor using the 16 by 24 in. units. Sizes one-half and twice as large as the 16 by 24 in. unit are planned, and special larger sizes can be obtained if desired.

Underwriters Laboratory has approved the *Radiant Glass* heating panel; it has been subjected to various tests with one operating the panel at 70° below zero.

### EXPERIMENTAL INSTALLATION

In a super-insulated test house owned by Carl F. Boester, housing consultant for the Purdue Research Foundation, an electric radiant heating system using aluminum foil has been installed. There are several heat pump installations in the structure and the electric resistance heating was designed first of all to provide an exact rather than an estimated heat loss, and secondly to serve as a cost comparison for electric radiant heating (qualified by a usage factor) with the heat pump.

For one type of installation, 0.00065 in. aluminum foil, 1 in. wide, is stapled to low density wood fiber wallboard which covers the ceiling. In a 12 by 20 ft. room the ceiling system was divided into two circuits, each circuit consisting of 400 lineal ft. of aluminum foil and covering one half the area, 10 by 12 ft. Each circuit draws approximately 20 amp at 110 v which is equivalent to about 7500 Btu per hr. Actually, the capacity of one circuit is larger than the heat loss of the room, but two circuits were used since quick heating was desired, making it possible to shut off the current when the room is not occupied. During continuous use, the ceiling doesn't heat to more than 140° F.

Walls and ceilings of another installation are covered with aluminum foil strips with the maximum design temperature 70° F for all surfaces. Different sized aluminum foil strips were used than for the ceiling installation previously described.

Aluminum foil panels can also be made by taking an ordinary sheet of 4 by 8 ft. foil-backed gypsum board and cutting the 0.00035 in. foil into a continuous circuit 1 1/2 in. wide. The foil is cut into strips using a paper hanger's straight-edge and roll cutter. The strips are cut 1 1/2 in. short on alternate ends to form the continuous circuit of the coil. If 110 volts are applied to such a circuit it will draw 13 amp, heat to somewhere around 100° F, and emit 152 Btu per sq. ft. per hr. when mounted vertically. Lower output panels can be designed by using narrower strips.

Wallpaper can be used to cover the aluminum foil.

Experimental method uses thin aluminum foil strips which are laid in a sinuous pattern on wallboard and can be covered with wallpaper



### KITCHEN LIGHTING TESTS

Effectiveness of lighting in model kitchen analyzed according to recommended IES values

E. W. Commerly\*

FEW aspects of home planning and modern home equipment equal the interest in the function of the modern kitchen, its layout possibilities, and the effectiveness of its equipment.

In the development of the modern kitchen many measurements have been made, and inconsistencies such as differences in counter and range top heights have been resolved. Step-saving studies have resulted in more efficient kitchen arrangements. Cupboard space over seven feet high seems to be disappearing.




Kitchen lighting, too, can be measured. Such measurements are needed if the true purpose of the lighting, its functional effectiveness, is to be appraised. In the kitchen presented here for study, the attainment of 40 footcandles at work surfaces and 10 for general lighting was the design objective from the outset. Just how the design succeeds and how each lighting element makes its contribution may be observed from the graphs on pages 144, 149 and 151.

Light values designed for were chosen to conform with recommended practice which calls for 40 footcandles at work surfaces, including the range top and sink, and an average of 10 footcandles on a horizontal plane 30 inches above the floor throughout the room (*Recommended Practice of Home Lighting*, Illuminating Engineering Society).

It should be noted that even though the center fixture employs two fluorescent tubes which generate as much light as approximately three 100-watt incandescent-filament lamps do, it never satisfies the 40 footcandle work-light requirement. Since the center fixture is always back of the worker, the effect of body-shadow was measured and plotted. It does, however, supply the 10 footcandles average general lighting required; and it supplies from 50 to 100

\*General Electric Co., Nela Park, Cleveland

(Continued on page 144)

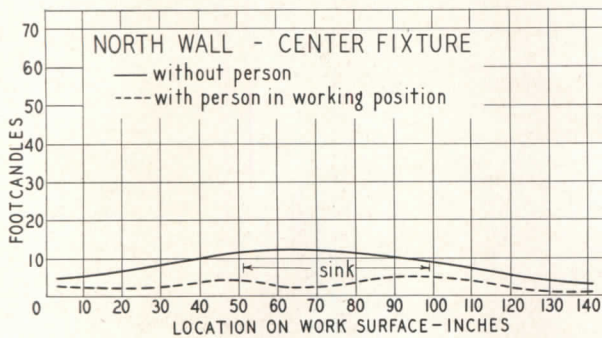


Top: stove, under-cabinet lighting near west wall; middle: center fixture, soffit light and under-cabinet light (north wall); bottom: center and end-cabinet lighting over laundry and freezer (south wall). Details on pp. 144, 149, 151

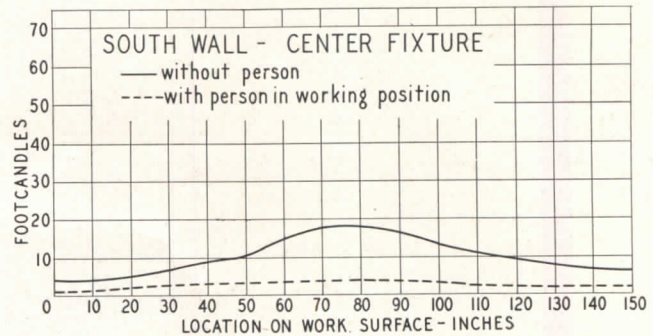
## KITCHEN LIGHTING TESTS

(Continued from page 143)

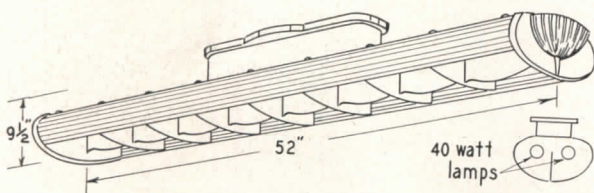
Note: illumination values are taken along center line of work surfaces



1.

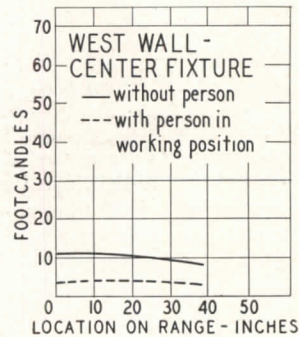


2.

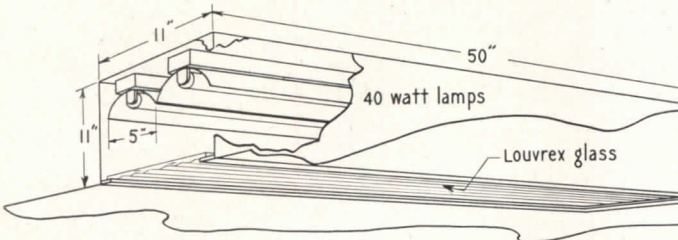


3.

The center fixture (3), indispensable for upper cabinets and lower drawers, needs support in supplying lighting (40 footcandles recommended) along work surfaces (graphs 1, 2, 4)

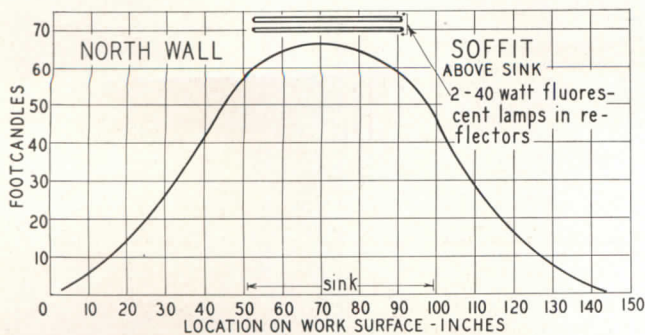


4.



5.

Polished metal reflectors help soffit (5) provide correct illumination (6); over-sink, glazed enclosure is white



6.

footcandles on the upper cabinet faces for locating items — many with finely-printed labels — in these cabinets when opened.

The need for lighting equipment carefully placed over each area, such as the sink, range, ironer, and all important work counters, is demonstrated. In no instance may the light output of the units be lessened materially if the sought-for standards are to be attained. While the individual units, when fused alone, have in the past been considered as sufficient, the reported tests shown here point to the use of the general and localized lighting together to attain lighting that is keyed to the advances in modern kitchen functioning.

Work surfaces along all walls except east are included in the analysis; here most of the space is taken up by the refrigerator and door.

(Continued on page 149)

**This picture shows  
two important things...**



This picture shows two things that, in six months, caused architects to specify *25 million* square feet of the new Celotex Preseal Roof Insulation on major jobs throughout the country—

**1. "PRESEAL" REDUCES DANGER OF MOISTURE**

A factory-coating of special asphalt on both surfaces and all edges protects Celotex Preseal against moisture... *before, during, and after* installation.

**2. "PRESEAL" INSURES A STRONGER BOND**

The coating has an affinity for the mop... insures a thorough bond to roof deck and to roofing felts of either the asphalt or coal tar pitch type. Application is easier and faster.

These qualities *plus* uniform, high thermal insulation, make Celotex Preseal a roof insulation you can specify without a worry. Its firmness resists fracturing of the roofing felts under traffic during and after application.

YOU ARE INVITED to ask for comparative costs and thermal values on Celotex Preseal Roof Insulation. Please write direct to our Chicago office...

**THE CELOTEX CORPORATION, CHICAGO 3, ILLINOIS**

*In the meantime, you'll find detailed specifications on all Celotex products listed in Sweet's File*

**CELOTEX** REG. U.S. PAT. OFF. *Preseal* **ROOF INSULATION**



# MEET THE NEW DAY-BRITE "TWINS"

... PERFECTED AFTER TWO YEARS OF INTENSIVE RESEARCH!








**2 SIZES**—The LENOX-2 for two 40-watt lamps; the LENOX-4 for four 40-watt lamps



**2 MOUNTINGS**—both the LENOX-2 and the LENOX-4 may be either ceiling or suspension mounted



**2 INSTALLATIONS**—both the LENOX-2 and the LENOX-4 may be used as single units or in continuous runs




# the **LENOX-2**

T. M. Reg. U. S. Pat. Off., Patents Pending

Here's new lighting efficiency . . . new maintenance ease and economy . . . new functional styling (distinctive but not too extreme) to blend beautifully with modern architectural trends in stores, offices, schools, public buildings. And all at competitive prices!

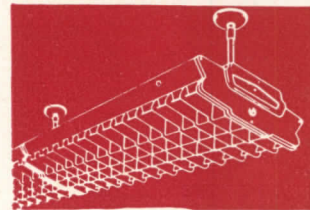

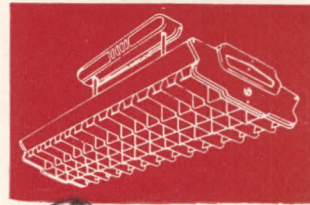

# the **TENOX-4**



### COMPARE ENGINEERING FEATURES:

- ▶ New design combines high efficiency with low brightness ratios for comfortable seeing
- ▶ All-steel construction throughout. Interlocked louvers make enclosures one rigid unit
- ▶ Enclosures snap on and off instantly, supported by chains for quick, easy servicing
- ▶ Side panels and louvers finished in baked SUPER-WHITE enamel, with baked lustre aluminum enamel end caps and plates
- ▶ Wired with approved type ballasts, sockets and no-blink type starters
- ▶ Rugged chassis with plenty of knockouts—every detail designed for economical installation and maintenance

May we send you Bulletin 10-E and 10-F with complete details?



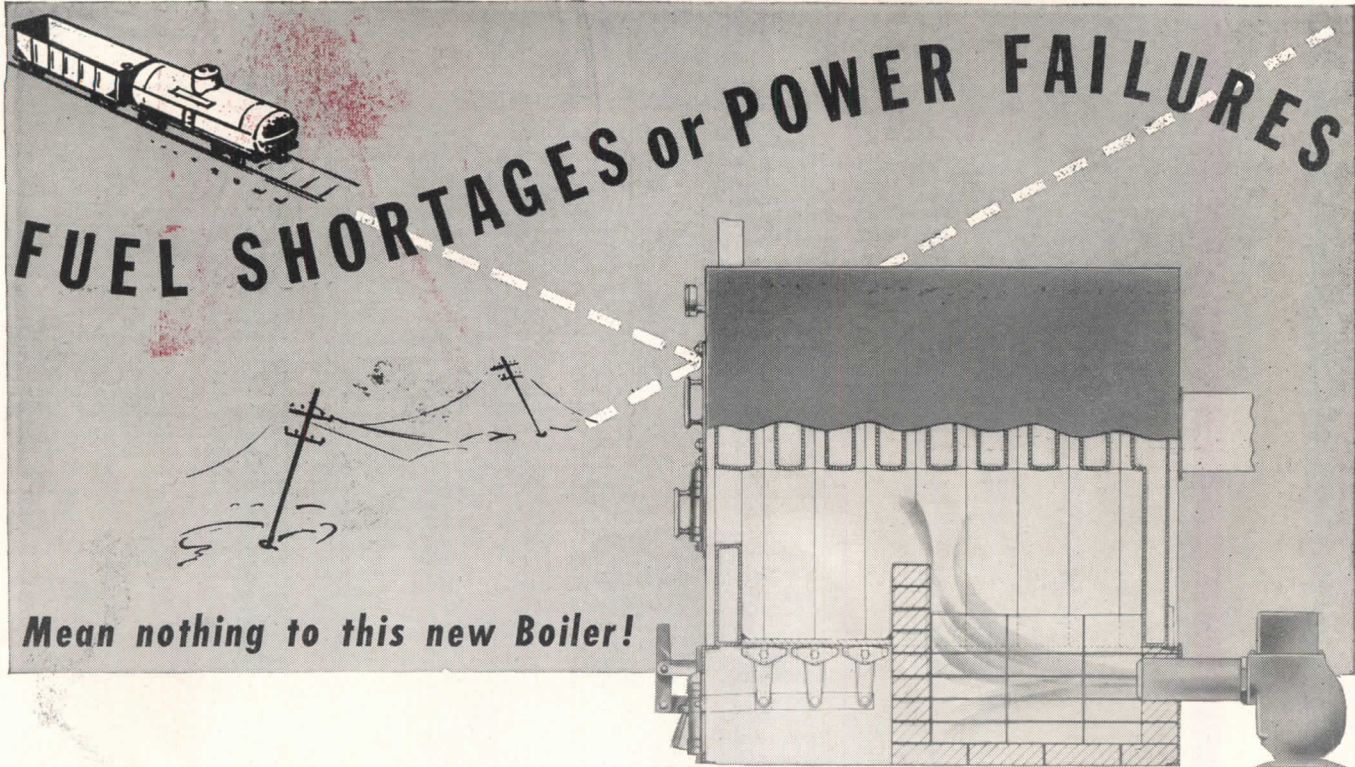
318

IT'S EASY TO SEE WHEN IT'S

# DAY-BRITE

*Lighting*

Day-Brite Lighting, Inc., 5465 Bulwer Avenue, St. Louis 7, Mo.  
Nationally distributed through leading electrical supply houses.  
In Canada: address all inquiries to Amalgamated Electric Corp., Ltd., Toronto 6, Ontario.



## Presenting the Smith-Mills RELIANCE .. for larger homes

Even the best automatically-fired boiler is subject to the whims of Nature or man—whether in the form of power failures, strikes, or curtailed fuel delivery or supply. Acknowledging this, H. B. Smith has designed an automatically-fired boiler for both normal and emergency operation. *If for any reason either fuel supply or electric power fails, the Smith-Mills RELIANCE still maintains a comfortable, healthful level of heat in the home.*

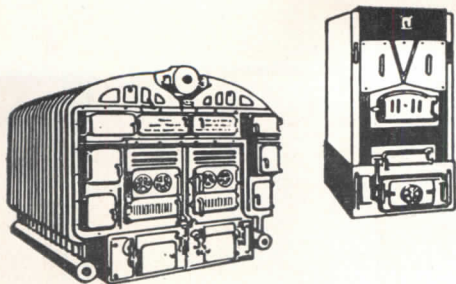
An emergency grate makes this possible. With it, a coal fire can

be maintained to give ample heat and domestic hot water as long as they are needed. Yet this arrangement in no way lowers boiler efficiency during automatic firing, as the ratio of heating surface to combustion area is actually greater than in conventional boilers of comparable size.

As the emergency grate is an integral part of the boiler, no special mechanical knowledge or skill is required to start the emergency coal fire. It is only necessary to remove the insulating board from the grates and build a regular coal, coke or wood fire.



THE SMITH-MILLS RELIANCE IS NOT FOR EVERY HOME. But it is bound to have wide acceptance among those home owners who can afford the utmost in convenience and reliability. This in turn means unequalled client satisfaction for the architect and contractor.



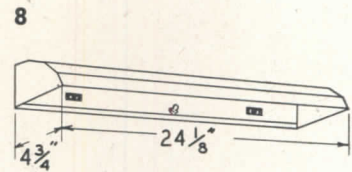
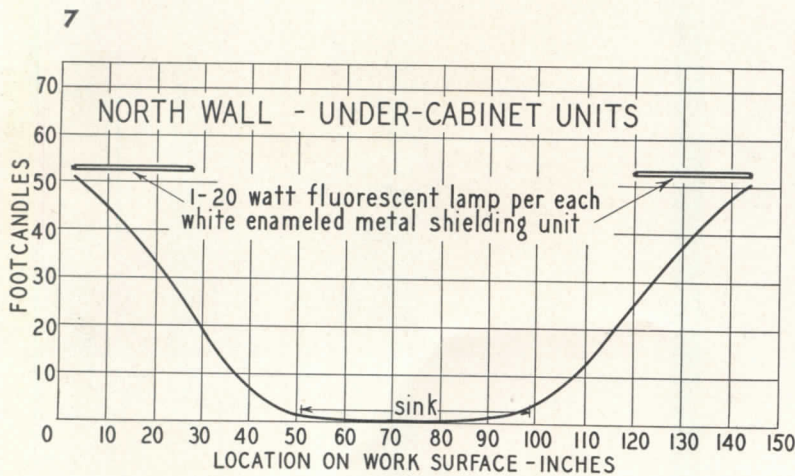
H.B.  
*Smith*  
CAST-IRON BOILERS

THE H. B. SMITH CO., INC., 62 MAIN ST., WESTFIELD, MASS. • Offices and Representatives in Principal Cities

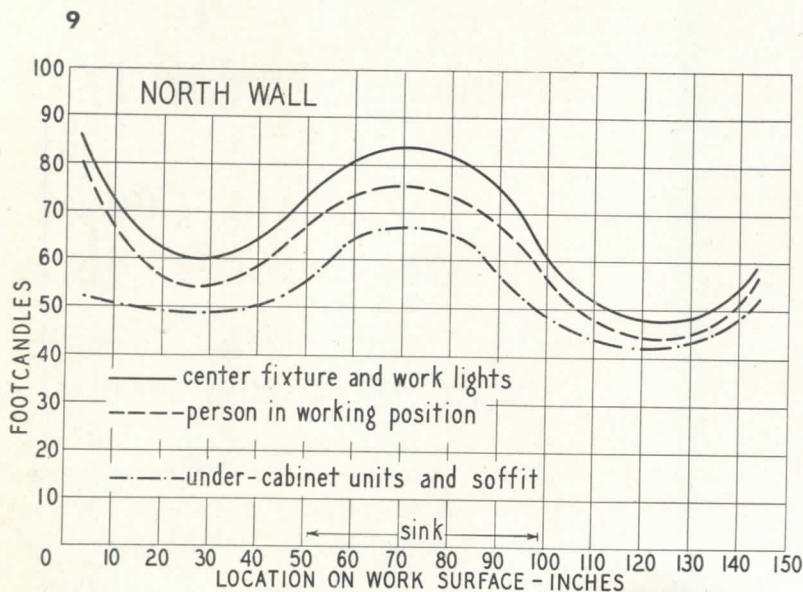


## KITCHEN LIGHTING TESTS

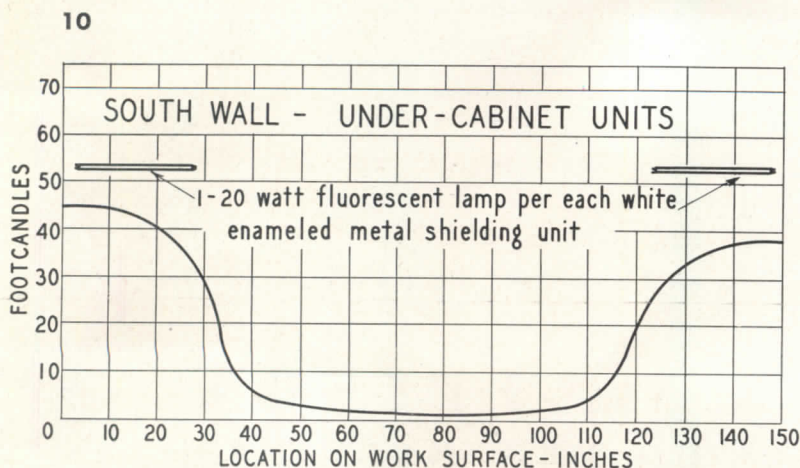
(Continued from page 144)



Individual under-cabinet work lights (8) fill in at the ends of the north wall. Lighting curve (7) is combined with (6) to complete the north wall analysis (9)



Over-sink soffit light and under-cabinet work lights combine to illuminate better than the basic 40 footcandles sought (9). All light values are increased by use of the center fixture with body shadows reducing its efficiency somewhat



By comparing curve (10) with the similar one from the north wall (7), the effect of white work surfaces along south wall in increasing light values is demonstrated

(Continued on page 151)



This Indiana housing development features "Century" Asbestos-Cement Siding on first stories, with K&M "Century" Apac board used as skirting at the foundations.



On this attractive home, "Century" Siding creates a pleasing effect, while blending with other materials.

**For low-cost  
housing developments  
or individual homes...**


**K & M "Century"  
Asbestos-Cement Siding  
provides maximum protection  
with beauty and simplicity**

When you specify "Century" Asbestos-Cement Siding, you provide a trim, attractive appearance . . . while guaranteeing a practical, fire-weather-and-rot-resisting exterior that will actually toughen with age.

"Century" Siding has a deep-grained, weathered cypress finish that effectively duplicates wood . . . with thick butts that cast the deep shadow line your clients desire. It resists attacks by rodents and termites, never needs protective painting.

In computing your costs, remember "Century" Asbestos-Cement Siding comes in large unit sizes, 12" x 24", which make for speedy, economical application. Any good carpenter can install them easily and quickly. Investigate the full benefits of "Century" Siding. Your letter will receive our prompt attention.

*Original manufacturers of Asbestos-Cement Shingles in this Country*



No. 57 "Century" Asbestos-Cement Siding supplied in shell white or graytone, straight or wavy buttlined styles.

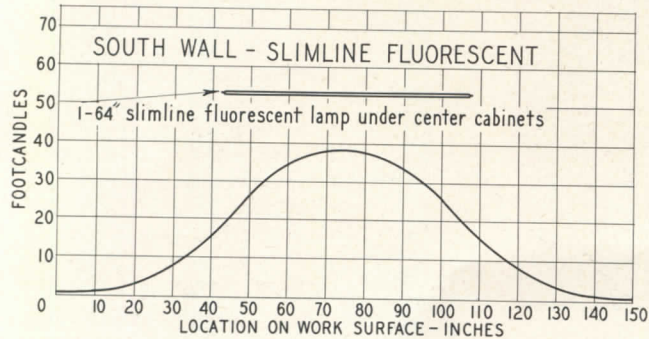
**KEASBEY & MATTISON  
COMPANY • AMBLER • PENNSYLVANIA**



## KITCHEN LIGHTING TESTS

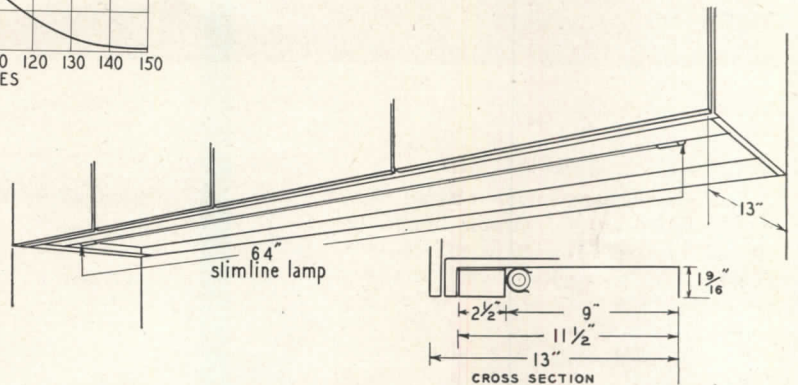
(Continued from page 149)

11

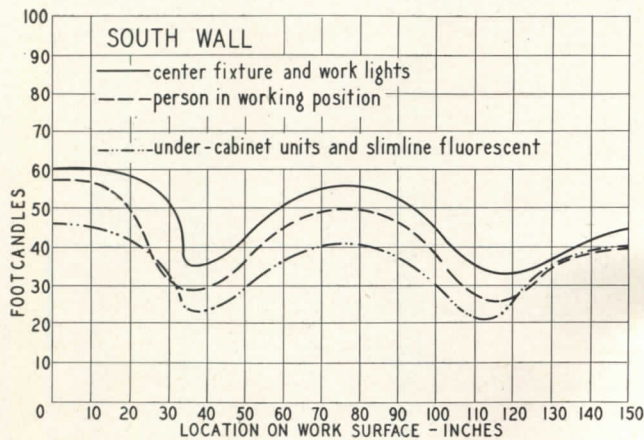


Effectiveness of single slimline lamp (12) under center cabinets is shown in curve (11). Distance between lamp and work surface is 29½ in.

12



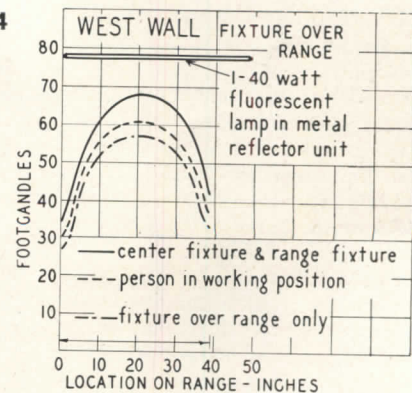
13




The combined effect of center and end work lights barely attains the 40 footcandles objective along south wall (13). The center fixture makes up for the deficiency that exists when slimline and under-cabinet lights are used alone. The whole area would be more uniformly lighted if the end work lights were moved in toward the center about one foot

Illumination across the center of the range from left to right (14) averages close to the objective value with the fixture (15) placed 14 in. above the range. This height aids in providing light in deep cooking utensils. Reference to graph (4) illustrates inadequate lighting on range surface when center fixture is used alone

14




15



## PRODUCTS for Better Building

Ben Schnall Photo



Model building kit has miniature bricks and mortar for variety of structures

### BRICK MODEL BUILDING KIT

*Brickplayer* is the name for a cleverly contrived bricks and mortar building kit which should prove to be an instructive toy for "young architects" as well as a fascinating pastime for their grownup counterparts.


Recently developed in England and designed by Marie Frommer, Architect, of New York, these kits provide all the materials to build replicas in miniature of brick houses, railroad stations, bridges, churches, stores, castles and forts.

Model bricks are one-tenth the size of real brick (they would have been much too small to handle if they corresponded with the  $\frac{1}{4}$  in. scale); however the buildings conform to  $\frac{1}{4}$  in. scale which is the same as used for 0-gauge model railroads.

Bricks come in a variety of sizes and shapes together with accessories such as: door and window frames, celluloid glazing, beams and pillars, and shingle or tile roofs.

Each model is permanent because once the mortar is dry, the building is said to set solid and stand any amount of use; yet buildings can easily be dismantled by simply soaking in water, and the bricks are designed to be used over again without deterioration.

There are two kit sizes with the small one making five models and the larger edition, nine; packages of accessories are also available. The kits were originally designed for use in England, with the models following typically English architecture; but they have recently been adapted to the architecture of this country. The manufacturer is J. W. Spear & Sons Ltd., Enfield, Middx., England. Inquiries should be directed to Marie Frommer, Architect, 140 W. 57th St., New York, 19.



Fireplace draft adjusted by glass louvers

### FIREPLACE CONTROL SCREEN

A newly invented *Fireplace Control Screen* is reported to increase fireplace efficiency to such an extent that the same amount of fuel burns three times as long, delivering three times as much heat. At the same time, the control screen is said to reduce the high room heat loss that ordinarily occurs with fireplace use.

These improved operating qualities are the result, according to the manufacturer, of having just the right amount of draft.

Heavy, plate glass louvers, spaced  $\frac{1}{8}$  in. apart, can be adjusted at the top or bottom to check or increase the draft by simply turning knurled knobs geared to the louvers.

Three standard sizes are manufactured in all-brass or black frame with brass fittings. Dollinger Corp., Rochester, N. Y.

### LIGHTWEIGHT AGGREGATE

The lightweight building aggregate *perlite* is now being processed and distributed by the Perlite Mfg. Co. of Carnegie, located in Carnegie, Pa.

Raw perlite, a glass-like, volcanic rock, is imported from the Rocky Mountain region, pulverized and heat treated (or "popped") to produce an aggregate weighing from 3 to 12 lb. per cu. ft.

Concrete blocks using perlite aggregate weigh only about one-half that of standard block and have an insulating value of approximately 20 times the latter, according to the manufacturer. Concrete slabs made of perlite have the same insulating qualities plus being excellent fire retarders.

As a plaster base, perlite is claimed to lighten plaster weight as much as a ton for a normal sized room, and to double the speed with which plaster can be applied. Perlite Mfg. Co. of Carnegie, Carnegie, Pa.


### PREFAB RADIANT HEATING COILS

Prefabricated copper radiant heating coils are being marketed with a special design said to provide even heat distribution and thus eliminate high and low heat zones. The special design is accomplished by bending the coils in what might be described as a "labyrinth" arrangement so that high and low temperature tubes are side by side (most clearly seen from the photo).

The manufacturer claims that installation requires only 25 per cent of the field labor expended for the customary sinuous-type coil.

*Even-Ray* coils are made from hard copper to minimize danger of damage when being installed.

The manufacturer provides an engineering service for arranging layouts or designs. The *Even-Ray* Co., 879 Broadway, Newark 4, N. J.




Prefabricated radiant heating coils designed to provide even heat distribution

### DISHWASHER


For average operation, the new *Colt Autosan CU-16* dishwashing and sanitizing machine is designed to handle 40 racks (900 dishes or 1500 average glasses)

(Continued on page 178)

# Simplifies Erection of School with Arc Welding




**19-ROOM JR. HIGH** for South Euclid-Lyndhurst, Ohio, schools. Eventually to comprise 25 rooms plus gym. Architects: C. B. Rowley & Assoc.; Structural Engineer: Frank Eroskey & Assoc.; General Contractors: Leo W. Schmidt Co.; Structural Work: Builders Structural Steel Co. (all of Cleveland).



**BAR JOISTS** of roof are welded to beams with 2" fillet welds on each side. First and second floor are reinforced concrete. Final building to be 400 ft. long with 200 ft. wings. Present part is 210 ft. x 63 ft. plus heating plant.



**BEAM-TO-COLUMN** connections bolted, plumbed, then arc welded. Total steel in present building 160 tons with columns of 5" to 8"; beams and girders up to 30". Welded with  $\frac{5}{32}$ " and  $\frac{3}{16}$ " "Fleetweld 5" electrode and portable Lincoln Welders.



**WELDED IN 8 DAYS.** Two welders completed the welding of the framework in 5 days after members were erected, and welded the joists to the beams in 3 days. The builder reports that arc welding greatly simplified the erection procedure and resulted in an extremely rigid structure.

*The above is published by LINCOLN ELECTRIC in the interests of progress. Architects and engineers are invited to write on their letterhead to be placed on mailing list for Structural Welding Studies. The Lincoln Electric Company, Dept. 173, Cleveland 1, Ohio.* **Advertisement.**

(Continued from page 10)

Toronto ratepayers on January 1, 1947, it was estimated that its then 854 units would cost \$5,900,000, or \$6900 apiece. However, the first 56 units have been contracted for at a cost of \$500,000, or \$8900 apiece. This represents an increase of 30 per cent. Resort to escalator clauses in the contracts can send the cost even higher.

**N.H.A. Loans Accelerate**

Central Mortgage and Housing Corporation reports that lending operations under the National Housing Act reached an all-time high during May. Loans amounting to \$11.7 million were approved for the construction of 2229 dwelling units. These figures bring the totals for the first five months of the year to \$33.6 million for 6632 units, nearly double the totals for the same period of 1947 when \$17.5 million financed construction of 3685 units.

**Tax Ruling Reversed**

Salaried architects have acquired a new look — a sad one. The Department of National Revenue formerly allowed them to deduct the membership fees they pay provincial architectural associations in calculating their income tax. This ruling has now been reversed.

Notwithstanding strong representations from the Royal Architectural Institute of Canada, Hon. D. C. Abbott, Minister of Finance, explains that the change is "in accordance with the long accepted taxation principle which states that salaries and wages shall be considered to be net income and shall not be reduced by the allowance of any expenses."


**Capital Planning Aided**

To bring to life Prime Minister W. L. Mackenzie King's dream of making Ottawa "worthy of . . . the Canada that is to be," the Dominion Government has appropriated \$2.5 million for establishment of a "national capital fund." This money, and that which is expected to be voted in future, is to be used for financing development projects recommended by the National Capital Planning Committee. The Committee consists of a group of Canadian experts with Jacques Greber, well-known French town planner, acting as consultant.

**Housing Progress Compared**

During the first five months of 1948 Canada saw construction commence on 26,359 dwelling units, according to the latest housing bulletin issued by the

(Continued on page 156)



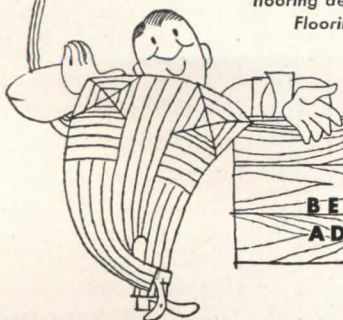
**ANTICIPATE STYLE CHANGES  
WITH *Oak Floors***

With oak floors home owners will have no concern over changing styles in decor.

Oak floors provide durable, beautiful, easy-to-maintain surfaces for large or scatter rugs of any kind. If wall-to-wall carpets are anticipated, they will stay firm and smooth over oak. And when they do wear out, or when owners tire of them, the beauty of the oak is still there.

Especially where the first cost of the home precludes the use of new or expensive furnishings, oak floors are complete in themselves, with their warmth of charm and hospitality and their enduring beauty.

ASK FOR ARCHITECTS' DATA BOOK—which gives quick and usable information for specifying, laying, finishing and maintaining oak floors. Available from your local oak flooring dealers or from the National Oak Flooring Manufacturers' Association, 814 Sterick Building, Memphis, Tenn.



**OAK FLOORS**  
 BEAUTY • DURABILITY  
 ADAPTABILITY • ECONOMY

**Superior in detail,  
low in price,  
wide in range of  
types and sizes...**

## REYNOLDS ALUMINUM RESIDENTIAL CASEMENT, FIXED AND PICTURE WINDOWS

### How to Write Air Infiltration Specification:

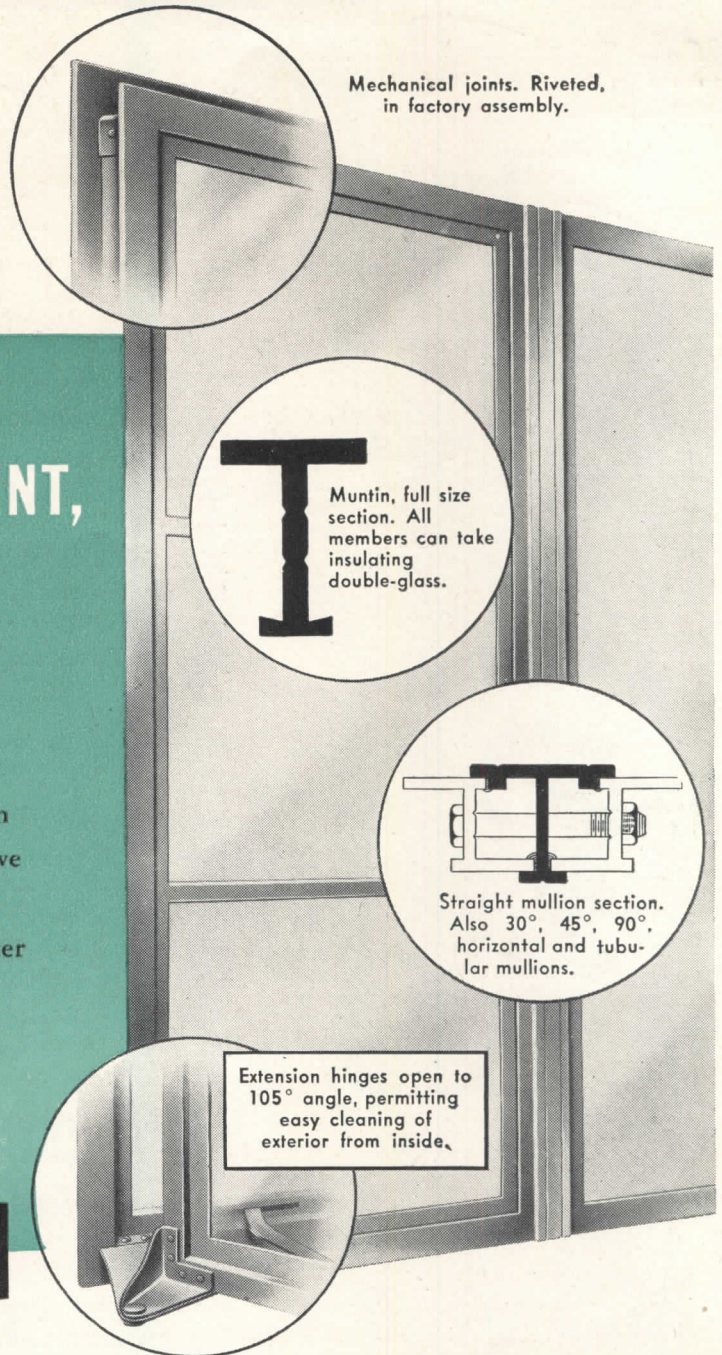
Windows of the type furnished shall have been tested by a recognized laboratory and shall have shown air infiltration not exceeding  $\frac{1}{2}$  cubic foot of air per minute per foot of vent perimeter when subjected to static pressure equivalent to a wind velocity of 25 mph.

**REYNOLDS ALUMINUM CASEMENT WINDOWS  
MEET THIS SPECIFICATION.**

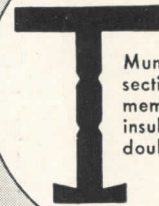
IF YOU SEE RUST  
YOU KNOW IT'S NOT  
ALUMINUM



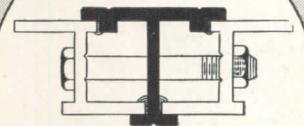
**REYNOLDS  
Lifetime ALUMINUM  
BUILDING PRODUCTS**



Mechanical joints. Riveted,  
in factory assembly.



Muntin, full size  
section. All  
members can take  
insulating  
double-glass.



Straight mullion section.  
Also 30°, 45°, 90°,  
horizontal and tubular  
mullions.


Extension hinges open to  
105° angle, permitting  
easy cleaning of  
exterior from inside.



Half-round



Colonial  
box



O.G. style

## REYNOLDS *Lifetime* ALUMINUM Gutters and Downspouts

Rustproof permanence at about half  
the price of other rustproof materials.

Three styles available in either plain  
or stippled-embossed aluminum.


**A.I.A. File Brochures on request from  
REYNOLDS METALS COMPANY,  
Building Products Division,  
Louisville 1, Ky.**

### WORLD'S LARGEST PRODUCER OF ALUMINUM BUILDING PRODUCTS:


Shingles, Clapboard Siding, Corrugated and 5-V Crimp, Snap-Seal and Standing Seam Roofing, Weatherboard Siding, Built-Up Roofing, Nails, Gutters, Wall Tile, Windows, Reflective Insulation, the "Alumi-Drome" (prefabricated utility building).

for better design  
Specify Macomber Units

## for steel framing FLOORS




Macomber V Bar Joists not only have the nailing feature WITHOUT wood strips but the open construction of the original bar joist. With the stronger, nailable top chord, panel points are farther apart providing greater room for pipe and duct installations.



## WALLS

Macomber Load Bearing Partition Panels give you the structural advantages of steel, the nailing qualities of wood plus the OPEN advantages of V Studs. Here again is outstanding engineering without penalizing the man who installs pipe and conduit.




## ROOFS

Macomber Roof Systems give the designer a wider selection of standard catalogued items for the job at hand. Regardless of existing conditions or new work, check Macomber Roof members. Available from one source are Trusses of all types; Purlins, Longspans and Decking. Write.

## NEWS FROM CANADA

(Continued from page 154)

Dominion Bureau of Statistics. Starts are about 15 per cent higher than for the same period last year. In the U. S., Bureau of Labor Statistics show the number of starts for the first five months of 1948 to be 356,000 units, an increase of 28 per cent over the same period last year. Comparative starts per 10,000 population are: Canada 21, U. S. 25.



Before and after views of Toronto Coliseum restyled with aluminum facing material



### Aluminum Face Lifting

Aluminum magically transformed the appearance of the Coliseum, a somewhat undistinguished Toronto exhibition building, for the recent Canadian International Trade Fair. Standard extrusions and rolled sheets were used, and the dramatic simplicity of the design was enhanced by nightly floodlighting.

### Contract Awards Level Off

If the Canadian construction industry had a face, there'd be a puzzled expression on it. The upward spurt in building contract awards traditionally expected in June failed to materialize. According to the authoritative MacLean Building Reports, engineering is the only category to show an increase over May. It's up 21 per cent, whereas housing is down

(Continued on page 158)

IN MEXICO D. F. — MACOMBER DE MEXICO — CEDRO 500  
V-BAR JOISTS AND PURLINS • V-STUDS • TRUSSES • LONGSPANS • DECKING

# MACOMBER

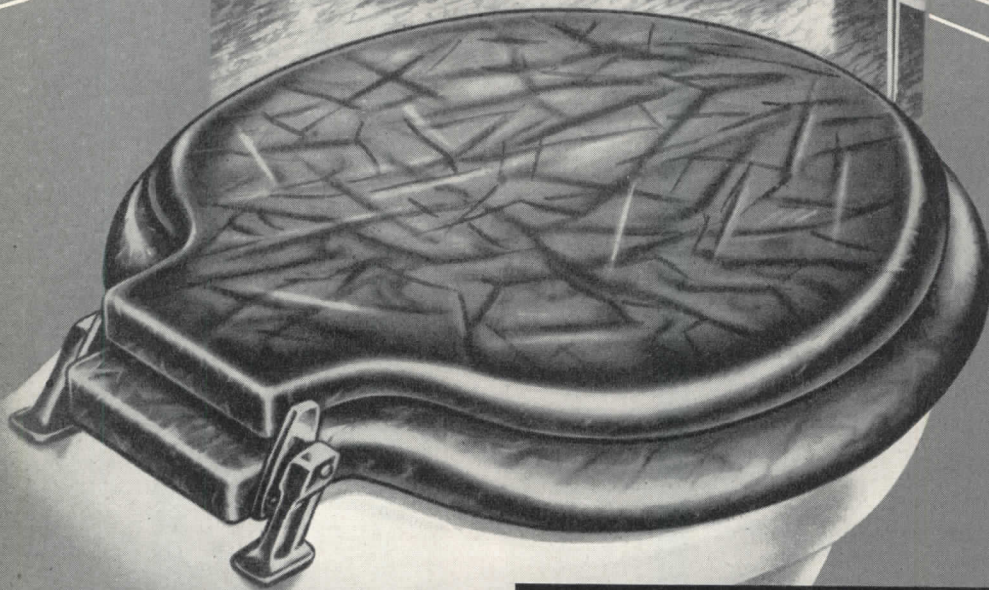
INCORPORATED

CANTON, OHIO

STANDARDIZED STEEL BUILDING PRODUCTS



A GOOD NAME  
HAS NEVER BEEN  
AS VALUABLE  
AS NOW



C. F. CHURCH MFG. CO. • HOLYOKE, MASS.  
Division of AMERICAN RADIATOR & Standard Sanitary CORPORATION


*Church* Seats

"THE BEST SEAT IN THE HOUSE"

*Serving home and industry*

AMERICAN-STANDARD • AMERICAN BLOWER • CHURCH SEATS • DETROIT LUBRICATOR • KEWANEE BOILER • ROSS HEATER • TONAWANDA IRON

# LISTED— APPROVED



**NOW**—two famous laboratories have tested the Dravo Counterflo Heater and found it to be constructed in accordance with their standards. Effective immediately all standard gas-fired Dravo Counterflo Heaters will bear the American Gas Association and Underwriters' Laboratories, Inc., marker indicating approval and listing, respectively. In addition all standard oil fired Dravo Counterflo Heaters are listed by Underwriters' Laboratories, Inc.

For additional information regarding sizes, efficiencies, specifications, etc., write Dravo Corporation, Heating Section, Dravo Building, Pittsburgh 22, Pa. Ask for bulletin HI-516.



Dravo also manufactures the DRAVO CRANE CAB COOLER for air conditioning hot-metal crane cabs

## DRAVO CORPORATION

PITTSBURGH • CLEVELAND • PHILADELPHIA • DETROIT • NEW YORK • CHICAGO • ATLANTA • BOSTON

Sales Representatives in Principal Cities

## NEWS FROM CANADA

(Continued from page 156)

21 per cent, commercial and institutional are down 7 per cent, and industrial is down 31 per cent. However, the over-all picture is still bright. Total awards for the first six months of 1948 reached \$483 million, topping \$329 million for the same period last year by 47 per cent.

### Lighter Brick Likely

Development of a lighter-weight and faster-color building brick is likely to be one result of current research jointly undertaken by the Brick and Tile Manufacturer's Association and Canadian universities. W. C. McGolpin, President of the Association, announces that "Final results will be issued late this year. It is already apparent that this research has opened the door to better and cheaper clay products for tomorrow's builders." The project is similar to one sponsored in U. S. by the Structural Clay Products Institute.

### Material Output Gains

Construction history was made during the first three months of 1948, according to *Housing in Canada*, a quarterly review published by Central Mortgage and Housing Corporation. For the first time since the end of the war, the supply of some building materials exceeded demand for them.


Of 28 materials surveyed, 11 showed production boosts of more than 20 per cent over the first quarter of 1947. Electrical items topped the list, followed by vitrified sewer pipe, bathtubs, hot water storage tanks, cast iron soil pipe, steel pipe, cement, builders' hardware and gypsum wallboard, in the order named. Twelve other materials registered gains of 20 per cent or less.

Only four items were produced in smaller quantities than during the first quarter of 1947. Manufacture of rock wool batts and asphalt rolls dropped 28 and 22 per cent, respectively, due to dealers having reasonably plentiful supplies of these materials. The output of warm air furnaces decreased five per cent, and that of asphalt shingles one per cent.

### Canadian Architects Score

Marani and Morris, a Toronto firm, has been awarded honorable mention for architectural design in the art competition held in conjunction with the XIV Olympiad. Entries were limited to buildings intended for use in connection with sport. The Toronto architects submitted a model of the grandstand they designed for the Canadian National Exhibition (see ARCHITECTURAL RECORD, June, 1948, p. 10).

# ALCOA ECONOMY CASTINGS



## For Exterior WALL PANELS

**LOW COST...FAST CONSTRUCTION  
LESS MAINTENANCE**

Now you can improve appearance and *reduce construction costs*, using high-quality Alcoa Cast Spandrels and Wall Panels. By coordinating design specifications and production facilities, Alcoa now can offer economy castings at attractive prices as compared with competing materials.

Add to the economies of improved appearance at lower cost, the advantages of aluminum's light weight, corrosion resistance and easier handling and you'll see how Alcoa Economy Castings can help you solve the problems of production time and costs.

### **CALL TODAY**

**get price and design data**

Alcoa Economy Castings can be produced promptly to your designs. For complete information on prices and design specifications permitted, ask for the booklet, Alcoa Economy Castings. Call your nearby Alcoa Sales Office or write ALUMINUM COMPANY OF AMERICA, 1867 Gulf Building, Pittsburgh 19, Pennsylvania.

**ALCOA** FIRST IN  
**ALUMINUM**





Banquet, first Congress de l'Union Internationale des Architectes, Lausanne

New York Museum of Science and Industry, R.C.A. Bldg., Rockefeller Center, New York City.

Oct. 2-10: Construction Industries Exposition, Sam Houston Coliseum, Houston, Texas.

Oct. 5: 1st Public Forum on Interior Design and Decoration and Related Subjects, presented by the American Institute of Decorators; Town Hall, New York City.

Oct. 5-7: 1st Regional Materials Handling Exposition, Mechanics Hall, Boston, Mass.

Oct. 13-15: Fall Meeting, American Society of Civil Engineers, Statler Hotel, Boston, Mass.

Oct. 13-16: 15th Annual Meeting, National Assn. of Housing Officials, and 3rd Annual Exhibit of Building and Maintenance Products, Olympic Hotel, Seattle, Wash.

Oct. 25-29: National Metal Exposition, sponsored by American Society for Metals, Philadelphia, Pa.

Nov. 15-17: Fall Meeting, American Oil Chemists' Society, Pennsylvania Hotel, New York City.

Nov. 29-Dec. 4: 18th National Exposition of Power and Mechanical Engineering, Grand Central Palace, New York City.

**BUILDING NOTES**

**General Accounting Office**

A new building, designed to meet the needs of "the world's largest auditing and recording house" is to be built in Washington, D. C., for the General (Continued on page 162)

**ANTONIO DI NARDO**

With the death of Antonio di Nardo, well-known Cleveland architect, on June 28 at the age of 59, Cleveland and the architectural profession lost one of its most gifted and engaging personalities.

Trained in architecture at the University of Pennsylvania and the Beaux Arts Institute of Design of Philadelphia, Mr. di Nardo was affiliated with the offices of Durhing, Okie & Ziegler, Cove & Stewardson and Paul P. Cret in Philadelphia, and Arnold W. Breinner in New York before moving to Cleveland in 1921. He also taught design at Carnegie Institute of Technology in Pittsburgh and later at the School of Architecture of Western Reserve University in Cleveland. He was holder of the John Stewardson Memorial Traveling Scholarship in 1910.

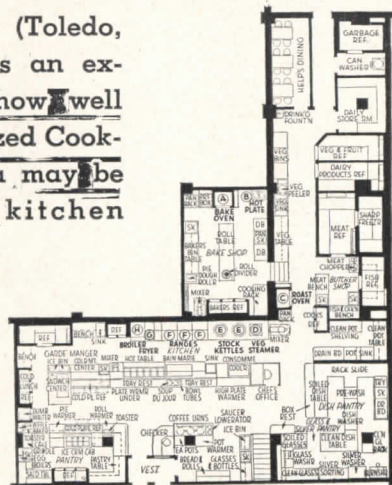
Designer of many churches and large residences in the Cleveland area, he was also the architect of the Transportation Building for the Great Lakes Exposition in 1937 and the MacGregor Home for the Aged. He received many awards for the excellence of his work.

**KITCHEN PLAN NO. 46:**

Forty-sixth of a series of successful mass-feeding operations.

This Hillcrest Hotel (Toledo, Ohio) kitchen plan is an excellent example of how well the efficient "Specialized Cooking Tool" layout idea may be applied to hotel kitchen modernizations.

KEEP FOR  
HANDY  
REFERENCE!



**COOKING EQUIPMENT USED:**

- (a) 1 No. 982 Blodgett Gas-fired Baking Oven
- (b) 1 Gas-fired hot plate
- (c) 1 No. 952 Blodgett Gas-fired Roast Oven
- (d) 1 Vegetable Steamer
- (e) 2 Stock Kettles
- (f) 3 Solid top gas-fired ranges (with salamander)
- (g) 1 Gas-fired deep fat fryer
- (h) 1 Gas-fired broiler




Designed by: Sam V. Wells, Food Service Equipment Engineer. Installed by: Alex Janows & Co. (both of Chicago, Illinois)

Roasting and other long-time cooking operations are here removed from beneath range tops, to Blodgett's No. 952 Roasting Oven — which has the capacity of 4.5 range ovens — to make for easier handling, less equipment. Baking, of course, in Blodgett's versatile No. 982, an 8-pan, dual control baking oven. For details and specifications, write to

ONE HUNDRED YEARS OF  
**THE G. S. BLODGETT CO., INC.**  
50 LAKESIDE AVE., BURLINGTON, VERMONT

Send for your copy of the deluxe edition of "Case Histories of Successful Mass-Feeding Installations."



**Mr. Architect —**  
**We want Milcor Steel**  
**Access Doors. They last**  
**longer, cost less . . .**



**. . . and they're better**  
**looking, because they**  
**are flush with the**  
**wall for painting**  
**or papering!**

**Every home needs at least one—public buildings need hundreds!**

For key points in plumbing, heating, electrical, and refrigeration systems; for ceiling entries to attics.

**Ready to Install** — Fits flush with wall or ceiling surface.

**No Special Framing** — No cutting, adjusting, or altering.

**Furnished Painted** — Prime coat of aluminum, rust-inhibiting paint.

**Concealed Hinges** — Or clip fasteners.

**Screw-type Lock** — Level with surface of lid.

**11 Different Sizes** — From 8<sup>3</sup>/<sub>8</sub>" x 8<sup>3</sup>/<sub>8</sub>" to 24<sup>3</sup>/<sub>8</sub>" x 36<sup>3</sup>/<sub>8</sub>".

**3 Different Styles** — With or without expanded metal wings for plastered walls; for non-plastered walls of all kinds.

**A job you are proud of—**  
**at a big saving for your client**  
**with**  
**Milcor Steel Access Doors**  
**(flush with wall)**

You save labor costs and building time with Milcor Steel Access Doors. They help avoid costly construction required by other types of installation. No ugly, old-fashioned frame protrudes from the wall to mar the looks of your job.

Milcor Steel Doors can't crack, shrink, warp, or rot. They last forever. They are installed quickly and easily . . . flush with the wall or ceiling. You can paint or paper right over them.

Specify Milcor Steel Access Doors. Deliver a perfect job. Clients are better satisfied — and stay satisfied.

**INLAND STEEL PRODUCTS COMPANY**  
FORMERLY MILCOR STEEL COMPANY

**MILWAUKEE 1, WISCONSIN**  
 Baltimore 24, Md. • Buffalo 11, N. Y. • Chicago 9, Ill.  
 Cincinnati 25, Ohio • Cleveland 14, Ohio • Detroit 2, Mich.  
 • Kansas City 8, Mo. • Los Angeles 23, Calif.  
 New York 22, N. Y. • Rochester 9, N. Y.

*Mr. Architect —*

**Give the best job**  
**for the least cost**


*Tear out coupon and mail today — for complete specifications and data on Milcor Steel Access Doors*

**INLAND STEEL PRODUCTS COMPANY, 4101 West Burnham Street, Milwaukee 1, Wisconsin**

*Send me specifications and descriptive material on Milcor Steel Access Doors.*

Name.....Title.....  
 Company.....  
 Address.....  
 City.....(.....) State.....

F-315A



Public Buildings Administration design for Accounting Office of the Federal Government

Accounting Office of the federal government by the Public Buildings Administration of the Federal Works Agency. The 7-story limestone structure will be the block type without courts or wings. This type of plan was decided upon since it was believed it would afford the maximum amount of usable floor area within the limits of the site while conforming to the restrictions on building heights in Washington, and also, would provide the large open areas necessary to accommodate filing equipment and large scale business machine operations. The office and filing space will total 995,600 sq. ft.

The frame of the building will be of reinforced concrete with columns, spaced 25 ft. on center, supporting floors of flat slab construction. The exterior facing will be shot-sawn buff limestone with a polished granite base. Most of the interior partitions, except those of permanent corridors, will be movable to allow maximum flexibility. To facilitate the physical handling of the large volume of documents moving in and out of the building, a truck entrance and loading platform are provided at street level on Fourth Street.

To enable rapid and efficient circulation of personnel, the building will have two flights of moving stairways, up and down, capable of handling 8000 persons an hour. These are in addition to two main banks of elevators of six cars each.

There will be a centrally located cafeteria on the third floor, comprising 50,400 sq. ft., and a garage and workshop area in the basement and sub-basement aggregating 284,000 sq. ft. for the parking of 800 automobiles.

It is expected that the drawings and specification will be ready this winter when bids will be received for construction of the new building.

#### New Durisol Plant

Reportedly the first industrial plant in the United States to be built of *Durisol* is now under construction at Beacon, N. Y. The plant will be a manufacturing center for *Durisol*, the new building material produced from wood chips chemically treated and mixed with cement (see ARCHITECTURAL RECORD, June, 1948, p. 145).

The plant, designed by Alexander D. Crosett, will occupy 40,000 sq. ft., and will be one story high, with the exception of the center section, which will be two stories high. This building is the first part of larger group that will eventually be developed.

#### Research Laboratories

Construction of new research and development laboratories at Skokie, Ill., for the Portland Cement Association  
(Continued on page 164)

*Specify*  
**MONARCH**  
INSTANT  
EXIT  
**PANIC**  
DEVICES

★

*Full Details  
in Sweet's Catalog*




Mortise, Rim and Vertical Rod Types, that deliver steadfast *instant exit* service in heaviest traffic use, through untold years of service.

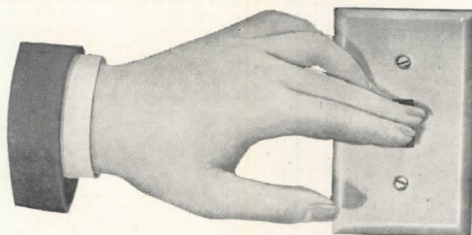
*Write for literature.*

**CLAYTON & LAMBERT MFG. CO.**  
1705 DIXIE HIGHWAY • LOUISVILLE 10, KENTUCKY

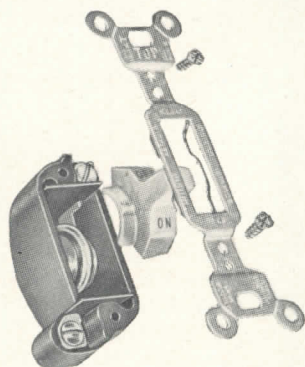
# How the Mercury Switch helps you plan a better wiring job



**It's a 10-ampere, 125-volt, T-rated switch.** This rating answers the demand made by today's heavy loads. The mercury switch is equal in interrupting capacity to the best specification-grade switches. And, it carries the Underwriters' Laboratories approval — another indication of proved reliability and sound construction.



**It has a silent, smooth action.** Silent operation is an easily demonstrated plus value that makes it a natural for all modern wiring specifications. Because conventional blades have been eliminated, there is no contact click. A hermetically sealed "mercury-button" actuates the make-and-break at the flick of a finger.



**It will last for a long, long time.** Because there are fewer moving parts to wear out, the mercury switch cuts switch maintenance. A newly designed, modern handle identifies the switch, and makes it possible to point to a specific feature of the wiring system that is modern—up-to-date.

**It's part of the complete G-E wiring line.** Everything needed for a wiring installation is available from the full General Electric line of wiring devices. When you plan your next electrical specifications, remember that the General Electric name signifies long life and reliable service to every user. Clients know it is visible evidence of top quality on every job. Why not specify General Electric wiring materials throughout, and let the best-known name in electricity go to work for you.



**For more information on the General Electric Wiring Materials line,** write for a copy of *Wiring Materials Digest*. Just address Section D24-95, Construction Materials Department, General Electric Company, Bridgeport 2, Connecticut.

# GENERAL ELECTRIC

will begin immediately, it was announced recently. Completion is scheduled for one year hence. Carr and Wright, Chicago, are the architects and engineers.

Plans call for two buildings, one of which will be partly two stories and partly three stories and basement. The other building, an auxiliary structure, with a small wing, will be one story high.

The laboratory group will be a highly specialized unit and will contain con-

trolled atmosphere rooms capable of duplicating almost any climatic condition.

**Competitions**

Two competitions for architects licensed to practice in the State of New York have been announced recently by the Institute of Housing and Planning Studies of the New York State Division of Housing. Both competitions have been approved by the American Institute of

Architects' Committee on Competitions. It is open to all registered architects in the State of New York except employees of the Division of Housing. William Lescaze, A.I.A., is the professional Adviser for both competitions. Both competitions will be judged in New York City by a jury of architects appointed by the New York State Division of Housing in collaboration with the Competitions Committee of the American Institute of Architects and the New York State Association of Architects. The closing date for both competitions is November 15, 1948.

Competition 1-A calls for "A Home For An Average Wage Earner In New York State," with the site to be located in a typical New York State suburban community. According to the announcement, the house is required to contain a living area, a work area, two bedrooms.

A first prize of \$1,000 and a second prize of \$500 will be awarded. There will also be ten Honorable Mentions with no money awards.

Competition 2-A calls for "A Multi-Family Housing Development For An Average Wage Earner In New York State." The prizes to be awarded are the same as in Competition 1-A.

In both instances the competitors are urged to submit designs that are original in approach, the point being stressed that the communities in question would have no prejudices as to the character of the architecture so long as it is good housing.

**English Housing, Slow Tempo**

"Much needed houses are being built for the eight million people in the London area by the London County Council at a rate which is making some impression on the shortage," writes Herbert U. Nelson, Executive Vice-President, National Association of Real Estate Boards, who is touring Europe to study housing. "Private building is practically at a standstill in order to clear the way for many big public housing projects. The 'target' for this year is 60,000 new units.

"All of the housing is for rent and is multi-family. Design is greatly improved over public housing formerly built in England, and the small apartments are comfortable and even spacious according to English standards.

"Costs of building in the London area are fully as high as in metropolitan districts in the United States, and for comparable quality of housing, probably higher. This is a source of mild surprise to the experienced observer because labor costs are less than half. Skilled carpenters and bricklayers get from \$30 to \$40 a week. Wages are frozen, but on its own work the government feels free to add a 20 per cent bonus. Except for lumber, materials cost no more than with us and in some cases less.

(Continued on page 166)

**WHAT HAPPENS  
INSIDE THE WALL?**

In-wall condensation does its dangerous work behind walls, where you can't see the damage until it's too late. Cracked walls, peeling paint and ruined wall-paper, soggy inefficient insulation . . . the penalty is high and repairs are costly.

Bird Neponset Black Vapor Barrier is the permanent answer to in-wall condensation. Placed on the warm side of insulation, it not only ends vapor worries, but it also seals cracks, eliminates sidewall drafts and loss of heat. For about \$20 for a \$10,000 house, positive vapor protection

is yours . . . specify Bird Neponset Black Vapor Barrier. Consult Sweets Architectural File 2e-1. For sample write Bird & Son, inc., 17 Pine St., East Walpole, Massachusetts.

Better roofs are built with Bird Masterbilt® Thick Butt Shingles. Tough, handsome, fire resistant, Masterbilts give double protection where it counts . . . on exposed tabs. Try them on your next job.



**Specifications** — Roll width: 36"; square feet: 500; approximate weight: 50 lbs. Asphalt saturated. Coated both sides with glossy asphalt surface. Meets Federal Specifications UU-P-536 Grade B.

**BIRD NEPONSET BLACK VAPOR BARRIER**  
BIRD & SON, inc., East Walpole, Mass.  
Chicago • New York • Shreveport





# \$2,000 DOOR PRIZE

Name the New **Roddiscraft Door**  
1st Prize \$1,000 – 2nd and 3rd Prizes \$500 each



**All you have to do** is name the new Roddiscraft Door with the accordion type veneer core and follow the directions listed below.

**About the Door** Here are some facts about the door to guide you in selecting a winning name.

The new Roddiscraft door has a core made up of selected strips of veneer. These strips are spot-glued at intervals and stretched within the rails to form an accordion core design. This is a radical departure from the conventional core. The accordion core creates the strength and rigidity of a solid core with 50% less wood content.

Veneer strips are spaced 2" apart at points of greatest core-strip bending. This provides maximum support to the face panels and protects against puncture from abuse.

Face panels and rails are hardwood throughout. The whole assembly is pressure bonded with the finest glues obtainable and seasoned in specially constructed kilns for permanent straightness.

**THERE YOU HAVE ALL THE FACTS YOU NEED TO THINK UP A PRIZE-WINNING NAME. PUT ON YOUR THINKING CAPS AND FOLLOW THESE SIMPLE DIRECTIONS:**

1. Select the name you believe most appropriate and fitting. Then, in 25 additional words or less, complete the following statement: "I believe the new Roddiscraft Door with the accordion type veneer core is a superior door because . . . ." Each name submitted must be accompanied by a statement.
2. Send all entries to the Roddis Lumber and Veneer Company, Marshfield, Wisconsin. All entries must be mailed before midnight, November 20, 1948. Send as many entries as you please.
3. Entries will be judged on the basis of originality and aptness of thought by a panel of expert judges. All entries become the property of the Roddis Lumber and Veneer Company. The judges' decision will be final. In the event of a tie, duplicate prizes will be awarded.
4. The first prize winner will receive \$1000; the next two winners will receive \$500 each. All winners will be notified by registered mail.
5. This contest is open only to dealers and their employees and the employees of architectural firms, and millwork houses.

**Roddiscraft** Roddis Lumber and Veneer Co.  
MARSHFIELD, WISCONSIN

"The British should be able to build for 20 to 30 per cent less per cubic foot than we do, considering labor and material costs. No doubt one reason why they cannot lie in the big overhead of government operation and its endless paper work, permits, priorities, and delays. Then there is the matter of 'tempo.' Construction proceeds at a leisurely pace which reflects the British worker's long training in taking as long as possible to get a thing done."

**ERRATUM**

Inadvertently the names of the "two proper Bostonian Fellows" were omitted from the caption under the photograph on page 89 of the August issue. Our apologies to Mr. Charles D. Maginnis and Mr. Joseph D. Leland, and especially to Mr. Leland, as Mr. Maginnis appears in other photographs of the Convention. The only possible excuse is that two such well-known men need no identification for architectural readers.

**OFFICE NOTES**

**Offices Opened, Reopened**

Orin M. Bullock, Jr., Architect, has reopened his office for the practice of architecture at Room 12, Old Kirm Bldg., Portsmouth, Va.

James G. Gauntt, Architect, has re-established his office at 410-411 Dome Bldg., Chattanooga, Tenn. Mr. Gauntt will specialize mainly in industrial and commercial buildings.

David A. Hall, Architect, has opened an office for the general practice of architecture at 720 Jones Bldg., 1331 Third Ave., Seattle 1, Wash.

Benjamin Franklin Lippold, Architect, has opened an office in the Mason Bldg., Fresno, Calif.

Mark E. Starr, Engineer, has opened an office at Selinsgrove, Pa.

**New Addresses**

The following new addresses have been announced:

California Designing & Drafting Assn., 1511 Irving St., San Francisco 22, Calif.

H. K. Ferguson Co., Cleveland Office, Ferguson Bldg., East 11th St. at Walnut, Cleveland 14, Ohio.

Donald M. Schoepke, Architect, Stephenson Bldg., 1916½ Hall Ave., Marinette, Wis.

John T. Simpson, A.I.A., Architect and Engineer, 44 Pinckney Rd., Apartment 12D, Red Bank, N. J.

Sound Construction & Engineering Co., General Office, 1300 Aloha St., Seattle 9, Wash.

Henry B. Steeg & Associates, Engineers, 2331 N. Meridian St., Indianapolis 8, Ind.

**New Firms, Firm Changes**

John C. Colombo, Gustave G. Abrams and Ernest J. Petersen, all A.I.A., have announced their association for the practice of architecture, with offices at 100 Stevens Ave., Mt. Vernon, N. Y.

The H. K. Ferguson Co., Industrial Engineers and Builders, have announced the formation of a new Atomic Energy Division to specialize exclusively in nuclear engineering problems.

Charles Macklin, of 206 S. Fourth St., Springfield, Ill., has announced that he is now qualified to practice as an architect as well as a structural engineer.

Bryan W. Nolen and Robb W. Moore have announced the formation of the firm of Nolen & Moore, Architects, with offices at 301 Oklahoma Natural Bldg., Oklahoma City, Okla.

Announcement has been made of the opening of the office of Hank Avery, Architect, Inc., Andrew D. Sakos and Louis B. Gohmert, Associates, 801 McBurnett Bldg., San Angelo, Texas.

Florence Ward Stiles, A.I.A., has joined the office of Ambrose S. Higgins & Associates, Architects-Engineers, 200 Main St., Bar Harbor, Maine.

# Amtico RUBBER FLOORING

## ADDS 7 NEW, STRIKING COLORS

**WHITE AND BLUE**

True permanent white, lightly marbled with blue.

**WHITE AND BLACK**

Tracings of black on a true white field.

**WHITE AND GREEN**

Permanent white, veined with a delicate sea-green.

**TUSCANY RED**

A deep red mottled with white, black and gray.

**AMERICAN BEAUTY**

A clear, cool red illuminated with white.

**RESEDA GREEN**

Soft gray-green, marbled with faint markings of white.

**COLONIAL BLUE**


Rich grayed blue, varied with tones of lighter blue.

These seven new marbled colors are an addition to the Amtico line of Rubber Flooring, which now includes eighteen beautiful colors. Architects and interior decorators can now plan striking contrasts or harmonious blendings with the decor of beautifully appointed rooms.

Amtico Rubber Tile, "America's Most Beautiful Rubber Flooring," is a luxury only in appearance, since its lovely and long-wearing quality brings the cost down below less permanent flooring material.

Remember, "Amtico" is quiet, long-wearing and easy underfoot. Cigarette burns and stains leave no permanent blemishes.

Send for free samples



AMERICAN TILE and RUBBER COMPANY  
Perrine Avenue, Trenton 2, New Jersey

Please send me samples and literature showing Amtico Rubber Flooring in full color.

NAME.....

ADDRESS.....

**AMERICAN TILE & RUBBER CO. • TRENTON, N. J.**  
*Makers of Quality Rubber Flooring for over 30 years.*

Clean . . . compact . . . Crane! This modern step-saving arrangement centers on the Crane Kitchen Queen Sink.



# CRANE

## *At Home*

### in any plan

That's the thing about Crane. The styling is so *right*, the line so *complete* . . . there's a choice for every taste and a price for every budget.

And you *know* that Crane is right at home with your client's wishes . . . he has expressed his preference for Crane time and again in nation-wide surveys.

This preferred line includes kitchen sinks, bathroom and laundry fixtures, *all*

featuring the new finger-tip *Dial-ese* faucets.


In heating, too, the Crane line is complete . . . it provides every requirement for any system, any fuel.

In making selections from the Crane line, refer to your copy of "Crane Service for Architects," or ask your Crane branch for one. Not all fixtures are immediately available everywhere—check your plans early with your Crane branch or wholesaler.

# CRANE

NATION-WIDE SERVICE THROUGH BRANCHES, WHOLESALERS, PLUMBING AND HEATING CONTRACTORS

CRANE CO., GENERAL OFFICES:  
836 S. MICHIGAN AVE., CHICAGO 5  
PLUMBING AND HEATING  
VALVES • FITTINGS • PIPE



Model of Jeanne D'Arc Square, Orleans, showing apartment units

## PUBLIC HOUSING IN ORLEANS

By Léandre Vaillat

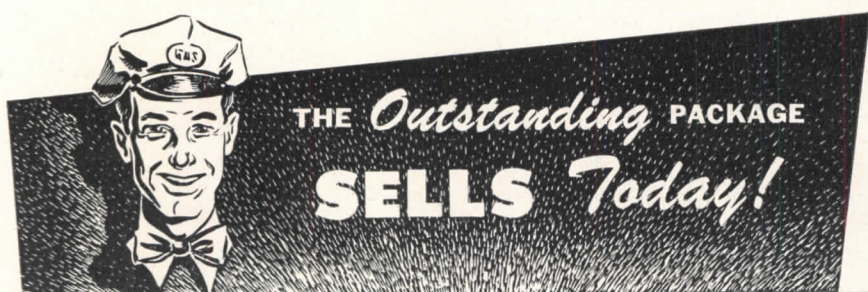
THE progress made in public housing in the old city of Orleans, France, gives good reason to hope that the French Housing Plan will be fulfilled in the relatively near future and that the summer of 1948 will see a significant revival of French domestic architecture. Pol Abraham, chief architect of the French government, and Jean Royer, author of the "plan d'urbanisme," have both played an important role in the Orleans project which calls for the construction of 90 four- and five-story apartment houses. The latter is the maximum height stipulated in the housing plans for the majority of French towns in order to preserve harmony between the old and new sections. A number of the Orleans houses are now completed and are being lived in. An objective survey of the results achieved has confirmed the economic, technical and esthetic values of the "prefabrication-montage" method as applied to buildings of which stone masonry is, nevertheless, the principal method of construction.

M. Abraham believes in modular masonry construction for the foundations and main walls, as well as in prefabrication of the lighter parts of the structure. He constructs exterior curtain walls and bearing walls on the basis of panel blocks made of precast stone and fastens them to a framework made of reinforced concrete pre-stressed according to the system devised by the engineer Freyssinet. His reasons for using this method of construction might be summarized as follows:

1. Modular masonry construction, combined with prefabrication for the lighter parts of the structure, makes it possible to utilize factory labor unskilled in the building trades. At present, there is a shortage of skilled building workers, but skilled workers normally employed in other industries which are not now operating at full capacity can be employed to advantage in the prefabricating factories.

2. This system also eliminates the innumerable hand operations of cutting, patching and ornamentation which are an integral part of traditional stone

(Continued on page 170)



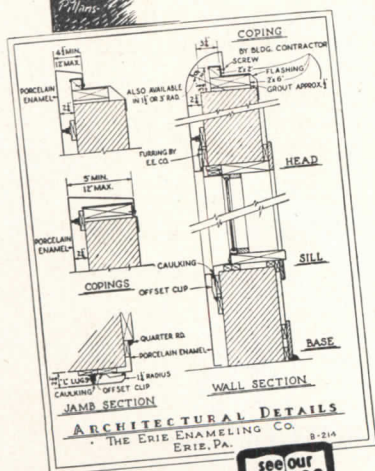
### ARCHITECTURAL PORCELAIN ENAMEL

*Attracts TRADE... Boosts SALES*


Clean, colorful architectural porcelain enamel buildings attract trade for hard-to-package bulk goods. The first impression of the passer-by is, "that looks like a good place to stop". Architect's drawings are the basis for our quotations and the subsequent entire fabrication and erection of "Modern Packaged" buildings in Architectural Porcelain Enamel that offer these advantages.

1. All colors and textures.
2. Multitone colors.
3. Any shape or form.
4. Light weight.
5. Permanent resistance to weather.
6. Application to masonry or steel.
7. Easy thorough cleaning.
8. Everlasting beauty and utility.

Erie Architectural Porcelain Enamel is ideal for Service Stations, Store Fronts, Restaurants, Food Stores, Offices, Factory Buildings.



WRITE Today FOR THIS BULLETIN



### ERIE ENAMELING COMPANY

ERIE, PENNSYLVANIA

Member of Architectural Division Porcelain Enamel Institute.



**Pittsburgh Steeltex Lath For Plaster**  
**Gives you**  
*All Enduring, Economy and Safety*

The economy and safety of your buildings is permanent when Pittsburgh Steeltex lath is used as a backing for interior finishes. Your homes sell easier. Your reputation as a designer and builder is enhanced because owners quickly sense the value of fire-resistant construction and freedom from plaster cracks and stud marks provided by Steeltex. Many architects specify Steeltex and experienced

builders prefer it because of its ease of installation and the savings in material. They both agree that Steeltex definitely makes possible the finest construction available in homes and other types of buildings.

It will pay you to write today for our illustrated technical booklet which shows how you can assure better construction at low cost with Pittsburgh Steeltex lath for plaster.

**STEELTEX for Plaster, Floor Lath, Stucco, Masonry Veneer Available Now at your local dealer**

**Pittsburgh Steel Products Company**

Subsidiary of Pittsburgh Steel Company


Grant Building • Pittsburgh 30, Pa.

## PUBLIC HOUSING IN ORLEANS

(Continued from page 168)



Left: one of the Orléans apartment units built by the "prefabrication-montage" procedure. Below: corner of one of the buildings, showing the sculptured figures by Poisson



masonry. These not only require skilled labor but delay the completion of new buildings by creating long periods in which nothing is done because the job must await the arrival of the stonemasons.

3. Modular masonry construction permits the improvement of walls from the point of view both of structure and of insulation.

4. It also eliminates excessive scaffolding and plaster rubble, frequent immobilization of machinery due to accumulated debris, and much cartage of material. Drying time is reduced and building sites can be kept cleaner.

5. The beauty of the buildings is enhanced by the fact that factory fabrication of precast stones makes possible far more beautiful and durable facings than the stucco or mortar finish traditionally used.

6. Prefabrication offers limitless possibilities for technical improvements.

M. Abraham's ideas naturally affected the entire architectural composition of the Orléans housing projects. They can be followed to full advantage only if the land on which the building is to be erected is not subjected to various legal restrictions inherent in unfavorable parceling. The "restraints" placed by prefabrication and modular masonry methods upon the composition of archi-

(Continued on page 172)


**More Than 50%  
Less Cost**



**HASTINGS  
Miss Alumitile  
Says**

With beautiful Hastings Alumitile, everyone can now afford attractive wall tile.

"Ladies like Hastings Alumitile because it is so easy to clean — you just wipe with a damp cloth. And it's so beautiful and attractive that it's a 'must' for all homes."



**METAL TILE PRODUCTS CO. INC.**  
**HASTINGS, MICHIGAN.**

In making your plans for restaurants, snack bars, taverns, homes, etc., don't fail to investigate Hastings Alumitile for the wall covering. Available in 14 rich beautiful colors, including outside corners and wall plates for electrical outlets. Virtually unlimited color combinations arranged with Hastings Alumitile. Easy to apply and will last the lifetime of the building.

Hastings Alumitile is fireproof, waterproof, chip proof, impervious to alkali, won't crack or peel and resists stain.

For free color chart and the name of your closest distributor, simply mail this coupon today.

Send to METAL TILE PRODUCTS, INC.,  
Hastings, Michigan

Name.....

Business.....

Address.....

City..... State.....

**MAIL THIS  
COUPON NOW!**

# "In my own home I used a Petro"

with "complete satisfaction during past nine years"

MORE AND MORE ARCHITECTS are learning the good things about a Petro Oil Heating System. Either by personal experience or through the endorsement of leading heating consultants, they are finding out a Petro can be counted on for that fine year-after-year service which satisfies the most exacting building owner.

Mr. Schwartzman puts it this way:

*"I have read each month in these pages the commendations from leading architects and engineers concerning Petro Systems. I agree with them that Petro means fine performance, added economy, and satisfied clients. I base this statement, too, on the fact that in my own home, which won first prize in the House Beautiful Competition in 1939, I used a Petro Burner and its record of performance during the past nine years is one of complete satisfaction."*

Such exclusive features as the Petro Thermal Viscosity Control — permitting the heavier oils to be burned *automatically* at high combustion efficiency — contribute to reliable operation at lowest cost. Along with that goes clean trouble-free heat, the result of Petro's more than 45 years' oil heat "know-how."

Remember — you can meet *any* oil heat need with Petro.

**PETRO**  
REG. U.S. PAT. OFF.  
**cuts steam costs**



Daniel Schwartzman, Architect of New York City; Vice President New York Chapter, A. I. A.; Member of Faculty, Pratt Institute Architectural School. Based on long experience in the design of many nationally known buildings, Mr. Schwartzman is another member of the ever-growing family of leading architects that endorse Petro automatic oil heat.

**INDUSTRIAL MODELS:** No. 5 or No. 6 fuel oil; manual, semi-automatic or automatic operation; 8 sizes to 450 bhp. Thermal Viscosity preheating.

**DOMESTIC MODELS:** No. 3 or lighter oils; "conversion" and combination-unit types, 7 sizes. Patented "Tubular Atomization."

**FULL DATA** on Petro Industrial Burners are in catalog files of Sweet's, and Domestic Engineering. Details on Petro Domestic Burners available in separate catalog. Copy of either sent gladly on request.

**PETROLEUM HEAT AND POWER CO. • Makers of Good Oil Burning Equipment Since 1903 • Stamford, Connecticut**

tectural façades make it necessary for the architect to accommodate himself to, and take full advantage of, a limited number of standard elements, including the following: for façades on the street, four window-blocks and facing stones (modules) of uniform proportions. The width of these stones is 52.2 cm. which figure is a factor of the only two sizes of window-blocks used: 140 and 190 cm. Their height, 80 cm., corresponds to  $\frac{1}{4}$  of the uniform height of the floors, 3.2 m.

Thus harmony is preserved and architectural disorder is eliminated, while the architect still has the possibility of giving an individual character to his designs.

These advantages are particularly important in a city like Orléans. Although the center of the city was destroyed by fire in 1940 and an area of 200,000 sq. m. was razed as a result of war damage, old buildings are still sufficiently in evidence — and some of them are quite

fine — to require that any new construction take the old style into account. The chief characteristics of this style are, for the great public buildings and monumental ensembles like the Place du Martroi and the Rue Royale, the use of freestone, and for most modest residential structures quarrystone coated with mortar thrown on with a trowel, as is the practice throughout the Loire valley, but with freestone used extensively for the window frames, the cornices and certain moldings and dormers.


Orléans was constructed out of stone extracted from the soil and consequently rests almost entirely upon quarries. In order to reach the Beauce limestone which was originally used to build the city and provide a suitable solid foundation for new housing, excavations would have to be made to a depth of approximately 72 ft. This increases building costs by a sum equivalent to the cost of a story. Nor would it be practicable to import quarrystone from Poitou, whose quarries are some 15 miles distant, for the transportation charges involved would sharply increase the estimates. It would also be necessary to give this stone a facing, a process requiring highly skilled workers, now very scarce, and to coat it with a light white lime which is rare today. Only the Loire can furnish the sand necessary for mortar. In this respect, at least, the natural sources of the region synchronize with the needs of industry.

Several well-placed pieces of sculpture, like the female figures executed by the sculptor Poisson, individualize these great architectural units which, while they do not strictly follow the principles of the old Orléans builders, translate them into modern equivalents.

The Orléans apartments are only partly prefabricated, partly conventional

# ★ Plywood

for Beautiful,  
Lasting Interiors




- QUALITY Plywood is the first choice for distinctive interiors. Plywood, Inc. offers quality panels . . . noted for unusual strength . . . superb in beauty. When the interior must be a foremost example of the craftsmanship of wood, Plywood, Inc. is the right choice. Complete Service, Including Panels and Veneers to Your Specifications.



Write to Your Nearest Divisional Branch  
For Complete Facts

- |                                   |  |
|-----------------------------------|--|
| PLYWOOD DETROIT<br>Detroit, Mich. | PLYWOOD GRAND RAPIDS<br>Grand Rapids, Mich.  |
| PLYWOOD DAYTON<br>Dayton, Ohio    | CLEVELAND PLYWOOD<br>Cleveland, Ohio         |
| PLYWOOD TACOMA<br>Tacoma, Wash.   | SAN FRANCISCO PLYWOOD<br>San Francisco, Cal. |
|                                   | PLYWOOD LOS ANGELES<br>Los Angeles, Cal.     |





# Announcing two new colors in G-E fluorescent lamps!



## 1. New G-E "Soft White"

**In any building, the most flattering light of all!** Here's a new, soft light that is fresh and clear — that does wonders for homes, restaurants, stores, offices, and theaters. Tests with thousands of people prove it ideal for complexions. And it's just as complimentary to foods and surroundings. Developed after years of research with hundreds of color combinations, it's the newest thing in fluorescent.

## 2. New G-E "Warm Tint"

**Gives you the familiar color values of incandescent!** Provides a warm, rich light that creates a friendly, intimate atmosphere and softens many colors and decorative schemes. General Electric warm tint combines the warmth of incandescent lighting with the modern appearance, softness, and high efficiency of fluorescent. Blends beautifully with incandescent lights used in floor lamps and other fixtures.

These two new lamps are important additions to General Electric's fluorescent lamp line, which now gives you a wide choice of "whites" (daylight, 4500 white, white, and the new soft white and warm tint) as well as the standard colors.

For all the benefits of General Electric lamp research, always recommend lamps with this mark of quality . . .



**G-E LAMPS**  
**GENERAL  ELECTRIC**


## MANUFACTURERS' LITERATURE

### Furniture

*The William Armbruster Collection.* Presented in this booklet are photographs of a comprehensive, flexible line of seating units and tables, simply and smartly designed and built to withstand the hard usage in such applications as hotels, lounges, stores, showrooms, etc. This furniture was designed by Wil-


liam Armbruster especially for architects and is offered to fill the gap between ordinary commercial furniture and expensive custom built products.

A clever feature of the booklet is the inclusion of separate small photographs for paste-ups and layouts so that the booklet itself need not be cut. A data sheet lists dimensions, space required



Six-lane  
cafeteria  
service in  
large  
machine  
tool plant

cocktails to coffee  
at counter on  
Congressional Limited



## Why architects rely on Van

- Institutional architects know that Van has started its second century of conscientious kitchen engineering and fabrication. They know that Van maintains construction standards. They are familiar with Van specifications. They accept Van equipment without question.
- If you have commissions involving food service, you too can rely on Van.

# The John Van Range Co.

EQUIPMENT FOR THE PREPARATION AND SERVING OF FOOD

DIVISION OF THE EDWARDS MANUFACTURING CO.

Branches in Principal Cities

429 CULVERT STREET

CINCINNATI 2, OHIO

for units, and prices. 12 pp., illus. Edgewood Furniture Co., Inc. 208 E. 27th St., New York 16, N. Y.

### Metal Roofs

*One Metal Roof for the Life of Your Building.* Offered to help architects and contractors educate customers on the importance of a good roof, this booklet discusses the destructive effect on roofs of smoke, fumes and other corrosive agents common to industrial centers. Also outlined are the requirements for a metal roof such as a low rate of expansion, stiffness and strength, fatigue strength and hardness.

Full data on a new, soft-temper Monel roofing sheet is presented in non-technical language. This information is part of a general discussion of the qualities required for a lasting roof with minimum maintenance.

Some of the nation's notable buildings having Monel roofs are pictured. The final section of the booklet is a fully-illustrated description of the adaptability of Monel to current architectural and roofing designs and practices. 24 pp., illus. International Nickel Co., Inc., 67 Wall St., New York 5, N. Y.

### Electric Motors

*Handy Guide for Quick Selection of Electric Motors.* General purpose motors suitable for various industrial uses are discussed in detail.

Provided are detailed specifications covering squirrel-cage induction motors and application data, range of sizes and speed torque curves on synchronous, wound rotor and direct current motors. The booklet covers applications and features of gearmotors and multi-speed induction motors and carries an induction motor selection chart for units from 1 to 200 hp.

Controls are described; charts list the range of each type of control in voltage and horsepower. 12 pp., illus. Allis-Chalmers Mfg. Co., Milwaukee 1, Wis.

### Drawer Guides

*Baker Drawer Guide.* Leaflet showing typical installations of a metal, two-section drawer guide which can be used for all types of drawers, cabinets and radio record changer platforms. Material, size and installation specifications are given. 2 pp., illus. B. M. Baker Engineers, Inc., 16 Campau Ave., N. W., Grand Rapids 2, Mich.

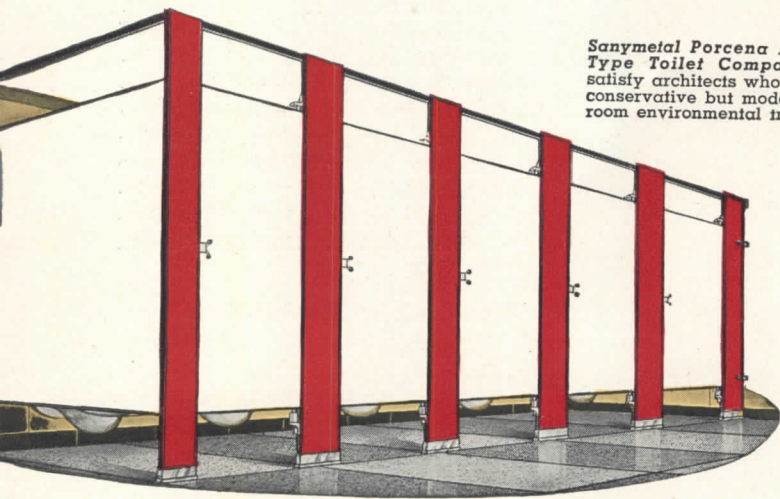

### Rubber Floor Tile

*Steps to Beautiful Floors.* Brochure contains full color pictures of installations and many suggested patterns of Fremont rubber floor tile. Advantages are discussed, and sizes, colors are given.

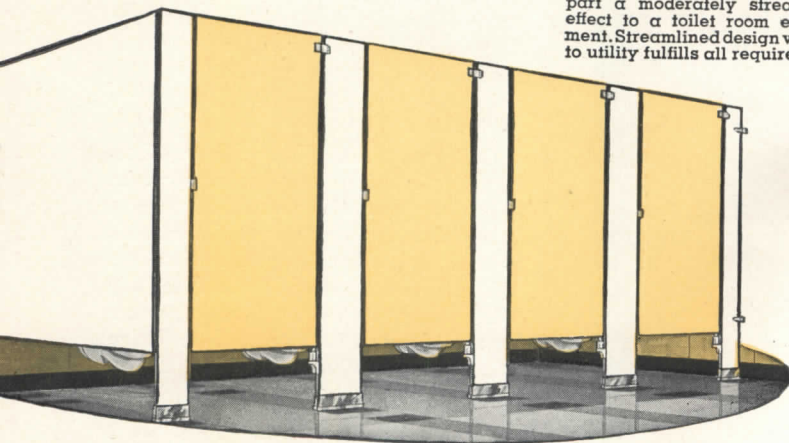
\* Other product information in Sweet's File, 1948

(Continued on page 176)

Sanymetal Century Type Ceiling  
 Hung Toilet Compartments are  
 particularly appropriate for  
 schools. They impart dignity,  
 refinement, and cheerfulness to  
 the toilet room environment.




*Sanymetal Porcena Academy  
 Type Toilet Compartments*  
 satisfy architects who desire a  
 conservative but modern toilet  
 room environmental treatment.



*Sanymetal Porcena Normandie  
 Type Toilet Compartments*  
 impart a moderately streamlined  
 effect to a toilet room environ-  
 ment. Streamlined design wedded  
 to utility fulfills all requirements.

*Sanymetal Porcena Academy  
 Type Shower Stall and Dress-  
 ing Room Compartments*  
 provide the utmost in sanitation  
 for tourist camps, gymnasiums,  
 clubs, Y, M. C. A.'s, etc.

**Sanymetal**  
 \*Trade Mark Reg. U. S. Pat. Off.  
**TOILET COMPARTMENTS,  
 SHOWER STALLS AND  
 DRESSING ROOMS**



*Sanymetal*<sup>\*</sup>  
 \*Trade Mark Reg. U. S. Pat. Off.  
**"PORCENA"**  
 (Porcelain on Steel)  
**TOILET COMPARTMENTS  
 AND SHOWER STALLS**

**EXPEDIENCY USUALLY RESULTS IN PREMATURE  
 OBSOLESCENCE OF BUILDING ENVIRONMENTS**

● Avoiding premature obsolescence in toilet room environments does not depend on chance. It is the toilet room environment that impresses people either favorably or adversely concerning the convenience and modernity of a building. Toilet compartments usually dominate a toilet room, give character to the toilet room environment, and emphasize the convenience of the plumbing fixtures.


Expediency sometimes suggests the use of ordinary toilet compartments. Due to the development of new types of building products, the urge to satisfy expediency should be resisted because the installation of a product merely on the basis of its availability may result in premature and costly obsolescence. There is no greater assurance against premature obsolescence in the toilet room environment than Sanymetal "PORCENA" (Porcelain on Steel) Toilet Compartments. Resist the influence of expediency that would urge the acceptance of a substitute.

Sanymetal "PORCENA" Toilet Compartments are made in types suitable for toilet room environments in every type of building. They provide the utmost sanitation. "PORCENA" (porcelain on steel) is a material that provides the correct combination of the hardness of glass with the inherent structural strength of steel—a material which presents no vulnerable points of deterioration. Sanymetal "PORCENA" Toilet Compartments are made in a wide range of never-fade colors imbedded deep into a glass-smooth, flint-hard, non-porous surface that is moisture and rust-proof, does not absorb odors, and is impervious to ordinary acids, oils and grease. The brilliance of the glass-smooth surface can be maintained by wiping clean with a damp cloth. Sanymetal "PORCENA" Toilet Compartments embody the results of over 34 years of specialized skill and experience in making over 80,000 toilet installations.

Ask the Sanymetal Representative in your vicinity ("Partitions" in phone book) for helpful suggestions on planning modern toilet room environments to avoid premature obsolescence. Refer to Sanymetal Catalog 85 in Sweet's Architectural File for 1948 or write for file copy of Catalog 85.

**THE SANYMETAL PRODUCTS COMPANY, INC.**  
 1689 URBANA RD. • CLEVELAND 12, OHIO

*Sanymetal Catalog 85*  
 illustrates several typical  
 toilet room environments.



4 pp., illus., Fremont Rubber Co., 115 McPherson Highway, Fremont, Ohio.

### Latex Foam

*Latex Foam — A Fact Summary.* Comprehensive summary of information on latex foam, the rubber cushioning material. Describes nature of the material, its advantages and widespread applications in the cushioning field. Manufacturers and their trade names for latex foam are listed. 12 pp. Rubber De-

velopment Bureau, 1631 K St., N. W., Washington, D. C.

### Food Processing Kettles

*Groen — Half a Century of Fine Kettles (Catalogue No. 11).* Assortment of stainless steel, steam jacketed food processing kettles including pedestal and tilting types as well as coffee urns and industrial models. 16 pp., illus. Groen Mfg. Co., 4537 W. Armitage Ave., Chicago 39, Ill.

### Metal Building Products

*Majestic Building Necessities.* A wide variety of metal building products and accessories are pictured and described. Included are home incinerators, garbage receivers, coal chutes, outdoor fireplace units and parts, fireplace dampers, circulator fireplaces, fireplace accessories, basement windows and several miscellaneous items. Dimensions and other specifications are included. 22 pp., illus. The Majestic Co., Huntington, Ind.\*

### Plastics

*Plastics — Molded, Laminated.* Bulletin devoted to a description of the design, moldmaking and molding facilities of General Electric Co. Plastics Division. Discusses sealing caps and sleeves, G-E mycalex, silicone rubber and high frequency insulation. High and low pressure laminates are summarized along with silent gears, bearings, decorative surfaces, translucent sheets and name plate materials. Property tables are included for reference. 15 pp., illus. General Electric Co., Chemical Dept., Pittsfield, Mass.\*

### Glass Block Interior Partitions

*Set-in-Wood for Insulux Glass Block Interior Partitions.* Folder describing uses and erection of Set-in-Wood, the mortarless system for installing Insulux Glass Block. Profusely illustrated with line sketches and photographs, the folder offers a step-by-step procedure for erecting glass block partitions with three basic units: horizontal strips, vertical strips and wedges. Example installations are shown. 4 pp., illus. American Structural Products Co., Toledo 1, Ohio.\*

### Valves

*Dole Valves and Water Mixer.* Catalogue covers complete line of air vent valves together with a chart for correct valve selection in venting radiators, convectors, unit heaters, steam mains, etc.


The second section deals with the Dole Water Mixer for use on domestic water heaters. 12 pp., illus. The Dole Valve Co., 1933 Carroll Ave., Chicago 12, Ill.

### Air Diffuser

*Cutting Costs Without Cutting Corners.* Bulletin on new square or rectangular *Agitair RTC* air diffuser especially designed for use in acoustical ceilings. They are made in modular sizes to conform to standard tile dimensions. Illustrated are the methods of installing the diffuser in various types of suspended ceiling construction. 6 pp., illus. Air Devices, Inc., Dept. RTC, 17 E. 42nd St., New York 17, N. Y.

### Wood Products

*75th Anniversary Connor Forest Products.* Depicts history of Connor Lumber (Continued on page 190)



## YOUR GLASS ENTRANCE WAY A SHOW PLACE



A beautiful full glass panel installation of ELLISON, the BALANCED DOOR, makes a show window of the entire building front. Patented hardware assures easy operation of the door that lets traffic through QUICKLY.

ELLISON BRONZE CO.

Jamestown, New York

representatives in 68 principal cities

*Ellison*  
the BALANCED DOOR

## THE SATURDAY EVENING POST IS YOUR PRESS AGENT!

"Thanks to our architect, we can actually afford the home we've always dreamed about!" This is the important message millions of Post readers are finding in the latest Gold Bond full-color ad. For 3 years

we've been telling America's top-buying families to see an architect before building. We're promoting new interest in home-ownership and improvement ... a constructive job for the whole building industry.

**NATIONAL GYPSUM COMPANY, BUFFALO 2, N. Y.**

(Appears in full color in the Saturday Evening Post August 21st.)



You'll build or  
remodel better with  
**Gold Bond**

For the newest in building and remodeling products, see your local Gold Bond Dealer first!

## The house that fooled our own best friends

*Our friends thought we'd come into a fortune when they first set eyes on our new house. But here's a secret: It isn't quite as big or even as expensive as they thought. And that's thanks to our architect and his clever use of modern building materials.*

With expert planning your new house, too, can look like and actually represent a lot for your money. Today's building materials are the finest research has developed. They'll give you real beauty, extra long life, and most important—true fire protection.

For example every house uses sheathing under the outside finish. Old style sheathing is inflam-

mable. And it costs more than Gold Bond Gypsum Sheathing, made by National Gypsum, which is fireproof and makes an extra-strong, weather-tight wall.

Another way to keep expenses down: You can save up to 40% on fuel costs if you insulate with full-thick Gold Bond Rock Wool. It's fireproof. Keeps furnace heat in. Keeps summer heat out. And acts as a permanent firestop by filling the space between framing members. For existing homes it can quickly be "blown" into outer walls and top floor ceilings. Call your local Gold Bond applicator, listed under "Insulation" in the phone directory.




Inside walls can be beautiful, long lasting, and

firesafe with Gold Bond Gypsum lath and plaster. Decoration is easier with Gold Bond Sunflex, the new wall paint that dries in an hour with no "painty" smell.

More than 150 Gold Bond Products are available through your local Gold Bond lumber and building material dealer. Each is engineered to do a specific job better. When you plan to build or remodel, see your Gold Bond Dealer first for helpful advice.

**NATIONAL GYPSUM COMPANY**  
BUFFALO 2, NEW YORK

*Gold Bond Building Products add greater fire protection, permanency, and beauty at no extra cost. These include fireproof wallboard, lath, plaster, lime, sheathing, wall paint, insulation, metal lath and sound control products.*



(Continued from page 152)

per hour; at peak load 60 racks can be processed.

The principle of over and under power wash plus a sanitizing rinse are employed in the CU-16 as in all Autosan dishwashing machines. Colt's Mfg. Co., Autosan Machine Div., Hartford, Conn.

## SCHOOLROOM DESK

Introduction of the *Ten-Twenty* balanced-posture schoolroom desk is described as the answer to most visual

and postural problems, when used in conjunction with proper classroom lighting, either natural or artificial.

The desk top is said to be quickly and easily adjustable to three positions—a 20° slope, a 10° slope, and level.

With the desk top at 20°, text books are readily available; yet the pencil groove is designed so that pens or pencils are still retained.

Another feature is the automatic "fore and aft" seat adjustment for

establishing focal distance for all work—whether reading, writing, drawing or manipulative tasks.

The new desk has a natural finish reported to relieve eye-fatigue by reducing the brightness ratio between desk top and white papers or book pages to less than 3 to 1.



Desk top is adjustable to three positions

Other features retained from former models include: one-piece steel book-box; cradle-form seat; chair movement 45° either way from the front. The one-piece, positive height adjustment clamps make possible variable seat or desk heights. American Seating Co., 9th and Broadway, Grand Rapids, Mich.


## AWNING FABRIC

A new awning fabric of fused glass fibers is coated with *Vynlite* resins to make it resistant to fire, mildew and weather. Because of its non-absorptive quality this fabric is said not to wilt or stain. Grease soot or dirt is reported easily removed with soap and water, restoring the fabric to original beauty even after long use and exposure. The awning fabric, available in ten colors, is said to have exceptional strength and to be applicable for many other canvas-type uses. The Holton Corp., Hibernia Bldg., New Orleans 12, La.

## MASONRY PAINT

Developed for use on cinder blocks, concrete blocks and other porous masonry is a paint known as *Cabot's Concrete Sealer Finish*. According to the manufacturer, this new paint shuts out moisture and forms an attractive, durable finish. The paint comes in paste form and is thinned with water. Four colors are available—oyster white, gray, red and buff; they may be tinted with oil paint to any other color desired. Samuel Cabot, Inc., 33 Oliver Bldg., Boston 9, Mass.

(Continued on page 180)



# THE BARCOL OVERdoor

WITH ELECTRIC OPERATOR

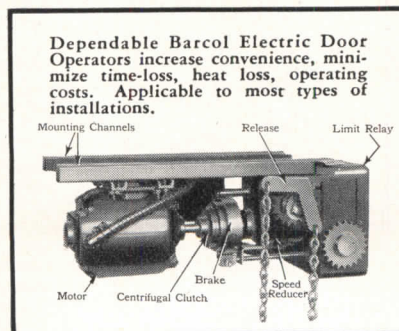
## FOR PUBLIC GARAGE SERVICE ENTRANCES

Barcol OVERdoors and Barber-Colman Electric Door Operators are the ideal combination for openings in public garages, automobile agencies, service stations, and other establishments where traffic is heavy. They operate easily, quickly, efficiently . . . provide convenience and valuable time-saving both to garagemen and their customers.

Only Barcol OVERdoors offer all these distinctive features: exclusive cam-controlled action for weathertight closing without sticking or binding; tailored twin-torsion springs for safe, accurate counterbalancing; and continuous vertical track brackets for strength and durability.

Couple these features with quality construction and guaranteed installation by factory-trained representatives and you have doors that give dependable, trouble-

free service at lowest maintenance cost. Barcol OVERdoors are adaptable to existing buildings as well as new construction. Consult your Barcol representative for complete details.



Consult classified directory for local Barcol representative.

FACTORY-TRAINED SALES and SERVICE REPRESENTATIVES in PRINCIPAL CITIES




**BARBER-COLMAN COMPANY**  
102 MILL ST. • ROCKFORD, ILLINOIS

# WEISWAY

## IS THE MODERN BATH

## FOR MODERN HOMES



**Q**UALITY BUILT, of service-tested materials, Weisway Cabinet Showers exemplify the latest and best in building techniques. Factory-fabricated to precision tolerances, Weisways are easily, quickly installed as self-contained, leakproof baths, without special treatment of building walls or floor. Completely built-in effect is achieved through the use of the Weisway In-a-Wall Adapter.

Receptor is vitreous porcelain enamel on Armco iron with exclusive Foot-Grip, No-Slip floor—light in weight, guaranteed leakproof, easy to keep clean and sanitary—safe, wet or dry. Weisways provide the practical answer to the insistent demand for separate shower baths in modern homes. Write for detailed information. Henry Weis Mfg. Co., Inc., 903 Weisway Building, Elkhart, Indiana.

# Weisway

## CABINET SHOWERS

(Continued from page 178)

## GLASS BLOCK

Prismatic, light-directing glass blocks for exposure to direct sunlight and soft-light edge blocks to control brightness contrast between edges and block faces have been reported developed by the Pittsburgh Corning Corp.

The soft-light edge block is said to have been achieved by introducing an intermediate glass composition between the halves of glass blocks during the sealing operation to control light diffusion

and edge brightness. This edge is claimed to transmit just enough light to provide a comfortable transition between the lighter block surface and the darker mortar joint. Pittsburgh Corning Corp., 632 Duquesne Way, Pittsburgh, Pa.

## GARAGE VENTILATION

An underfloor ventilation system for garages has been engineered recently to provide effective removal of exhaust gas.

*The National System comes completely*

packaged with equipment capable of serving four cars; additional service can be added.

Included in the ventilating system are flexible metal tubes to carry exhaust gas from the tailpipes to floor vent plates; fabricated duct work to conduct exhaust to the outside; roof flange and weather hood; motor and discharge chamber blower. Duct work up to the



Car exhaust is fed through flexible tubes to floor ducts and then vented outside

blower is designed to be encased in the concrete floor. The National System of Garage Ventilation, 330 N. Church St., Dept. M4, Decatur, Ill.

## TABLE-HIGH REFRIGERATOR

Available especially for apartments, small homes and other space-saving applications is a table-high refrigerator of 3.5 cu. ft. capacity. The *Lo-Boy* is 34½ in. high, 24 in. wide and 22½ in. deep, and can be installed flush against a stove, cabinet or wall due to the special extended hinges.

Added utility is achieved, when desired, through the use of a formica top which enables the refrigerator top to be used as a kitchen table. This top increases the height of the refrigerator to 36 in., and thus provides a surface that is flush with standard dimensioned sink and cabinets.

The cabinet liner is of all-welded construction, finished in vitreous enamel. Exterior is finished in white enamel over rust-proofed steel. Condensing unit is ⅛ hp Freon-12 and is available for either 110 or 220 volts. Moss Atlas Corp., 244 Herkimer St., Brooklyn 6, N. Y.

## ELECTRIC WATER HEATER

A new 40-gal. table-top water heater has been designed by General Electric Co. primarily for use in the kitchens of small, basementless houses — it occupies no more space than the present 30 gal. model.

The heater is 24 in. wide, 25⅛ in. deep and 36 in. high. It has a 3½ in. backsplash corresponding to that on standard kitchen counter tops.


Water is heated by *Calrod* units which encircle the galvanized steel tank. Standard equipment for the heater is

(Continued on page 182)

# THE SENSATION IN FLOORS!

## TAILORIZED FLOORS BY FREMONT...

... floors that are stylized to meet every preference... an endless variety of beautiful patterns to match every situation. Every installation can be different.



## FREMONT RUBBER TILE

## AFFORDS ADVANTAGES NOT TO BE HAD IN ANY OTHER!

### ● DISTINCTIVE, LASTING BEAUTY

Colors go all the way through the tile, can't show wear. Non-fading. Loveliness to be admired throughout the years.

### ● EASE OF CLEANING

Sweeping or light mopping keeps it spotlessly clean, looking like new.

### ● SOUND CONDITIONING

Suppresses the sound of noisy, irritating, distracting footsteps.

### ● COMFORT UNDERFOOT

Cushions every step, lessens fatigue.

### ● RESISTANCE TO WEAR

Lasts practically forever. Withstands heaviest traffic, denting, scuffing. Burning cigarettes leave no permanent blemish. Grease resistant.

### ● SAFETY UNDERFOOT

Great non-slip properties.

### ● UTMOST SANITATION

No pores to hold dirt.

### ● VARIETY OF RICH COLORS

Eleven solid and marbled combinations.

### ● EASE OF APPLICATION

Lies flat. Cut accurately. Uniform thickness.

It is easy to select or originate a pattern which takes into consideration the elements of room size, location, temperature, lighting, traffic, furnishings, business aims and desired psychological effects.


WRITE FOR FREE DESCRIPTIVE LITERATURE TODAY

## FREMONT RUBBER COMPANY


115 McPherson Highway, Fremont, Ohio







**LIGHTWEIGHT.** Kaylo Insulating Roof Tile is strong, yet lightweight and easy to handle, as shown above. Each tile is 2 $\frac{3}{8}$  x 18 x 36 inches in size, weighs about 21 pounds.



**EASY TO FIT.** Kaylo Insulating Roof Tile can be cut and fitted with ordinary hand or power tools. Picture above shows example of re-entrant cut made to fit around stack.


## Make your roof deck fireproof ... lightweight and strong With Kaylo Insulating Roof Tile

**S**TRUCTURAL strength, extreme lightness and high insulating qualities—you can get all these in your roof with one material: Kaylo Insulating Roof Tile.

Kaylo Roof Tile is made of inorganic materials only, and is fireproof.

Whether you're an owner, builder, architect or engineer, Kaylo Roof Tile has many advantages for you. It is easy to install, can be cut to fit right on the job. Its insulating properties reduce fuel costs.

Because Kaylo Roof Tile makes a structural deck that is light in weight, less steel is needed for framing. Get all the facts about Kaylo Insulating Roof Tile . . . send coupon (below) for free illustrated booklet.



**VERSATILE.** Kaylo Insulating Roof Tile can be used with many types of construction—with special American Structural Products Company sub-purlins, or standard structural shapes.



**GROUTING** is done when Kaylo Roof Tiles have been laid. After grouting is completed, roof is covered with conventional built-up asphalt or tar and gravel roofing. No additional insulation is necessary.

*All pictures on this page are of the new Morton Hosiery Mills plant in Runnemede, N. J., Henry Skierski, Owner; Charles C. Duffin, Berlin, N.J., Contractor; W. D. Faint & Company, Delair, N. J., Engineers.*

**KAYLO**<sup>®</sup>  
Insulating Roof Tile

AMERICAN STRUCTURAL PRODUCTS COMPANY  
Subsidiary of  
OWENS-ILLINOIS GLASS COMPANY

SEND COUPON  
FOR FACTS



**AMERICAN STRUCTURAL PRODUCTS COMPANY**

Dept. E-417, P.O. Box 1035  
Toledo 1, Ohio

Gentlemen:

Please send me free illustrated booklet, "Kaylo Insulating Roof Tile."

Name \_\_\_\_\_

Address \_\_\_\_\_

Firm Name \_\_\_\_\_

City \_\_\_\_\_ Zone \_\_\_\_\_ State \_\_\_\_\_

Request for sample is enclosed on company letterhead.

either one or two heating units. Each unit has its own thermostat. General Electric, Appliance & Merchandise Dept., Bridgeport 2, Conn.

### FIRE PROTECTION SYSTEM


An unobtrusive fire protection system is available in the Grinnell *Quartzoid Ceiling Sprinkler* which is fed by concealed piping.

Nothing but the deflector supported by its arms and the Quartzoid bulb show


below the smooth level of the ceiling. The narrow ring which closes the opening through the plaster can be brushed-chrome finished or painted to be indistinguishable from the rest of the ceiling surface.

Should fire occur, improved distribution of water is said to be provided by a new deflector, designed to assure effectiveness from the first sprinkler opened. Temperature at the ceiling over a starting fire has to reach only 135° F to burst

the Quartzoid bulb, release the water and begin extinguishing the fire. This is said to be 30° F lower than the rating for conventional fusible sprinklers in order to extinguish small fires before they spread. Grinnell Co., Inc., 260 W. Exchange St., Providence, R. I.



Only elements exposed in fire extinguisher system are Quartzoid bulb and deflector



A luxury kitchen...  
Designed for hard usage  
in Rental Properties!


## MURPHY-CABRANETTE KITCHENS

PORCELAIN ON STEEL

You'll recognize tenant-appeal in the front of gleaming white porcelain . . . in the convenience of modern refrigeration with push-button door and stainless steel frozen food compartment, with modern gas or electric range, with roomy upper storage cabinets and with the large deep bowl sink in the one-piece top of porcelain . . . all skillfully streamlined into one compact unit.

You'll value the saving in valuable floor space that is practical with any Murphy-Cabranette Kitchen.

*You'll be long satisfied with the trouble-free operation and almost negligible maintenance costs.*




**DWYER PRODUCTS CORPORATION**  
Dept. F7 — MICHIGAN CITY, INDIANA

### ELECTRONIC AIR FILTER

An electronic air filter, the *Electro-PL*, has been developed, according to the manufacturer, with an intermediate cleaning efficiency for applications where efficiency of a mechanical filter is too low and that of an electronic precipitator too high.

The new filter is basically an electronic precipitator without an ionizing unit and contains a collector element of electrostatically charged *Airmat* paper. When an electrostatic charge is applied to the paper, its laminated plies tend to separate and each fibre becomes a collecting electrode which attracts and holds dust and smoke particles. This action is claimed to double the efficiency of *Airmat* paper.



Electronic air filter uses charged paper

The *Electro-PL* is reported to function efficiently as an air filter even when de-energized, providing variable operation for different dust conditions. American Air Filter Co. Inc., 215 Central Ave., Louisville 8, Ky.

(Continued on page 184)

# New **H&H** No. 9260

## BACK-WIRED (or side wired) **DUPLEX**

**T-SLOTS • DOUBLE SIDE CONTACTS  
PLASTER EARS**

This advanced design provides for either *back* wiring or *side* wiring with equal facility. Back-wiring feature makes easier, more secure installation. Built-in stripping guide assures correct stripping; eliminates exposed wire. Individual terminal clamps hold wires with a no-slip grip. Other structural features are:

Large recessed binding screws,  
ample for No. 10 wire;

Strong plastic base;


Double T-slots;

Double side contacts;

Washer type plaster ears.

Listed as standard by Underwriters Laboratories, Inc. and meets all high-grade specifications. Specify No. 9260 for brown plastic base; No. 9260-I for white Ivorylite.

**10 AMPS. — 250 VOLTS      15 AMPS. — 125 VOLTS**



## CONVENIENCE OUTLET

- Large Recessed Binding Screws
- Ample for No. 10 Wire
- Strong Plastic Base
- Double T-Slots
- Double Side Contacts
- Washer Type Plaster Ears

### Mail this Coupon

To Arrow-Hart & Hegeman Electric Company, Hartford 6, Conn.

Send us your catalog data-sheet on the new 9260 Back-Wired Duplex Convenience Outlet.

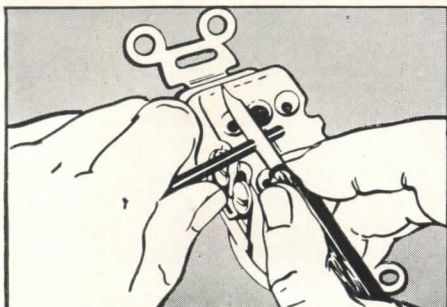
(Name) \_\_\_\_\_

(Firm) \_\_\_\_\_

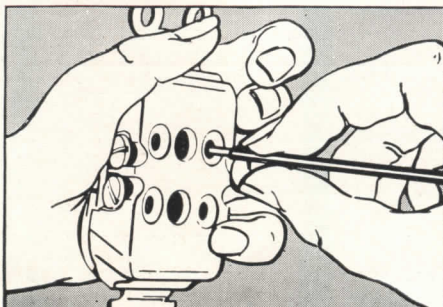
(Address) \_\_\_\_\_

(City & State) \_\_\_\_\_

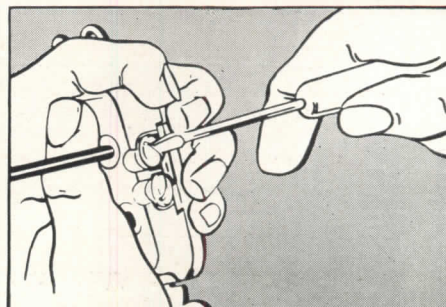
**THE ARROW-HART & HEGEMAN ELECTRIC COMPANY, HARTFORD 6, CONN., U.S.A.**



1. Strip off insulation to exact length, quickly and easily, using built-in stripping guide.



2. Loosen terminal screw — Wire stripped to correct length is inserted from back.



3. Tighten terminal screw — Individual clamps grip securely with no exposed wire.

(Continued from page 182)

## THERMOPANE WINDOWS

Large units of *Thermopane*, the insulating glass, are now being made for either window walls of the open type house or for picture windows.

Demand for additional widths has required the addition of three new widths of standardized sizes to the line; they are 56½, 64½ and 72½ in.

There are now more than 70 standard sizes of *Thermopane* including a wide range of smaller sizes to fit the double-

hung windows of the average home, office building or other type of conventional structure. Libby-Owens-Ford Glass Co., Nicholas Bldg., Toledo 3, Ohio.


## INDUSTRIAL WATER COOLER

High capacity of a new industrial type water cooler is said to make possible a complete cooling system without the use of space-consuming water tanks.

The cooler, known as *Temprite*, meas-

ures 14 in. in dia. by 54 in. high; the compactness is said to be a result of a special cooling principle which gives rapid heat transfer.

This cooler is designed to deliver, for example, 1185 gal. of 40° water per hr. assuming a 60° inlet temperature. Water or other liquids such as alcohol,



Industrial water cooler has high capacity

light oils, beverages, etc. are cooled only as required, eliminating unnecessary operation of the refrigerating machine. With the aid of an automatic control valve liquid temperature is said to remain constant whether a small or full load is imposed on the cooler. *Temprite* Products Corp., 47 Piquette Ave., Detroit 2, Mich.

## HOUSE NUMBERS

One of the main features of the *Cambrite* model 33 house numbers is their permanence. They are 3 by 2 in., made of clay, and embody a bevelled cushion edge and black numeral sealed under a clear white glaze. The numbers are claimed not to rust, fade, stain or tarnish. Also available are black finished aluminum frames in sizes holding from one to five numbers. The Cambridge Tile Mfg. Co., Dept. 15, Cincinnati 15, Ohio.


## CONTROLLER VALVE

Desired water temperatures in outlets, showers, faucets is reported maintained with a new control valve, the *Tempering-Controller*.

Designed to last for the life of the installation, this valve is said to maintain accurately constant, predetermined water temperatures at its outlet, regardless of heater tank or of tankless heater operation.

The control valve may be set for any desired discharge temperature between 100° F and 170° F. Setting is made on a

(Continued on page 186)



## WITH FERALUN SAFETY TREADS

Workmen at the Curtiss Wright Plant, Propeller Division, Caldwell, N. J., go up and down these stairs . . . safe at every step.

Their shoe soles come to grips with non-slip *Feralun* Safety Stair Treads, cast iron, with wear-resistant abrasive embedded right in the walking surface.

Heavy traffic day in, day out — — but *Feralun* Safety Treads, built to take hard use, stay non-slip . . . last and last.

And that means low maintenance . . . and high safety.

### 4 TYPES:

Cast iron base . . . . . **FERALUN**  
Bronze base . . . . . **BRONZALUN**  
Aluminum base . . . . . **ALUMALUN**  
Nickel bronze base . . . . . **NICALUN**

### 3 SURFACE STYLES:

hatched . . . plain . . . fluted

Use coupon below to get our free, illustrated catalog. Also consult Sweet's File, Architectural, 13 a-8.

AMERICAN ABRASIVE METALS CO.  
460 Coit Street Irvington, N. J.

(AR 9-48)

Please send me your catalog on non-slip stair treads, floor plates, thresholds, elevator sills, and safety tile.

Please have one of your safety engineers contact me.

Name..... Title.....

Company.....

Street.....

City..... State.....

# Radiant Heating Systems Can lose 60% Heat—and More thru Improper Insulation



Infra thermal factors stamped on every carton

## RADIANT HEATING VIA CEILINGS

Radiant heating from above is intended to warm the 90% emissive ceiling below, which in turn radiates heat to the room. But without proper controls, like Infra, less than 50% of the heat from the panel ever reaches the ceiling since heat flows by radiation and conduction in every direction. Furthermore, when the area above the panel is colder than the ceiling below, then, since heat flows to cold in radiation and conduction, only a fraction of panel heat reaches the ceiling. ALL convected heat, since it flows up, is also lost.

Putting Infra Insulation above the panel reflects 97% of the upward flow of radiant heat down again to heat the ceiling. Upward flowing conducted and convected heat are blocked. No more than 3% of ALL heat reaching the surface of Infra away from the heat source is emitted.

## RADIANT HEATING VIA FLOORS

Where radiant heating operates upward from the floor, heat losses by conduction through solids are great. Heat flows by conduction in every direction. It also follows the law that heat flows to cold.

Naturally, there is a greater flow of heat to the colder, greater mass of earth below than to the floor above. Properly installed with air spaces under the heating panel, Infra saves most of the heat otherwise dissipated.

## INFRA PRODUCES HEATING ECONOMIES

Infra Insulation increases comfort, reduces fuel costs, makes less expensive heating installations possible.

Write for free samples and our free 32 pp. booklet: "Simplified Physics of Thermal Insulation." Address Dept. AR.

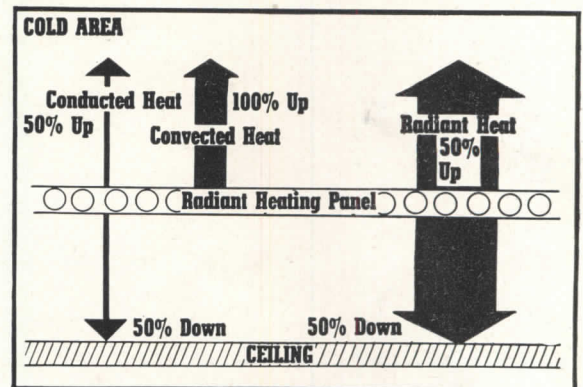
Architects and engineers use it as a handbook, and colleges as a text, on Heat Transfer, Condensation, Vapor, Mold, etc. Contains master chart of *k*, *C*, *R*, and *U* factors of all insulations, of all thicknesses, densities, weights, etc.

## INFRA C FACTORS and Rockwool Equivalents

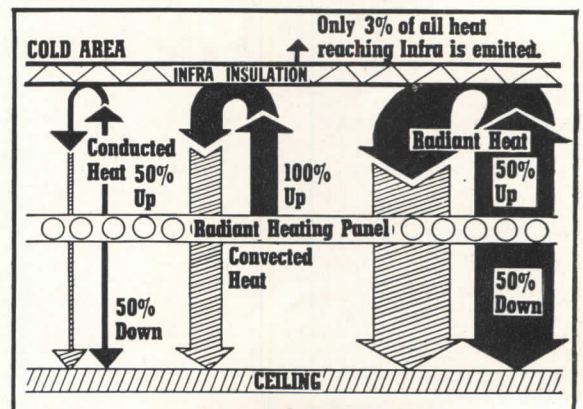
C .052 Heat Flow Down, equals 6" Rockwool.

C .083 Heat Flow Up, equals 3.97" Rockwool.

C .10 Lateral Heat, equals 3 1/3" Rockwool.



HEAT FLOW IN AIR SPACES WITH IMPROPER INSULATION  
By Conduction, 5% to 7%; Convection, 15% to 28%; Radiation, 65% to 85%.

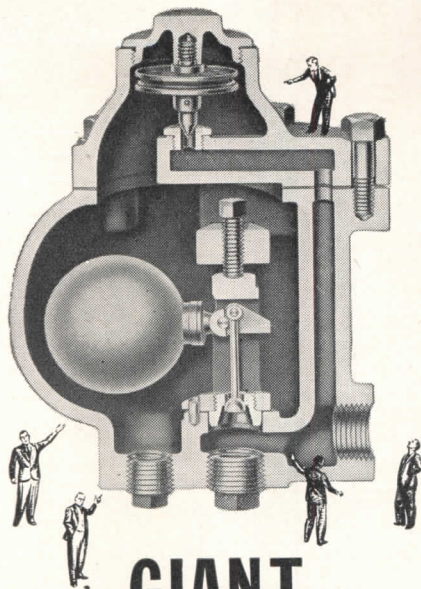


HEAT FLOW WITH INFRA INSULATION CONTROL  
Of ALL heat, radiant, conducted and convected, wastefully flowing UP, only 3% is emitted from Infra's upper surface.

I
nfra
INSULATION, INC.

10 Murray St., N. Y., N. Y.

(Continued from page 184)



## GIANT Performance

You can benefit by the Giant Performance of this sturdy Webster Trap by specifying it for buildings requiring low pressure steam heating.

It's the heavy-duty Webster Drip Trap—for returning air and water of condensation to the basement promptly and continuously. Proper condensate drainage means:

- (1) Fast, quiet, trouble-free heating
- (2) Positive, controllable steam circulation

Webster Float and Thermostatic Drip Traps are made for the pressure and capacity conditions encountered at all drip points—15 to 150 lbs. per sq. in. Used on process equipment and unit heaters as well, wherever continuous draining and overload capacity are required.

Your client will have no complaints of sluggish steam circulation with Webster "F&T" Traps. Factual data sheet on request.

Address Dept. AR-9


**WARREN WEBSTER & CO.**  
Camden, N. J. : Representatives In Principal Cities  
In Canada, Darling Brothers, Limited, Montreal

**Webster  
HEATING**

### DOOR CLOSER

Especially designed for glass and metal doors is a new check and closer, the *Rice Hinge*, made so that the operating mechanism is entirely contained within the door itself.

The closing device is fitted into a channel at the bottom of the door and sets in a socket which is fastened to the floor. The small ( $3\frac{1}{2}$ -in. dia. and  $1\frac{1}{8}$  in. deep) floor socket is designed for fast, simple installation in any type of construction.



Check-closer for glass and metal doors is inserted into door channel; operating mechanism is concealed when completed

Due to its balanced load distribution, this hinge is said to permit fingertip operation up to its "at ease" position,  $90^\circ$  on either side. The *Model 17* hinge is claimed not to jam and to allow free movement in either direction.

A prominent feature of the hinge is that its application is said to permit the use of modern doors unmarred by holes in the door rail and to eliminate a large box installation in the floor. Rice Engineering Co., 702 E. Gage Ave., Los Angeles, Calif.

### ELECTRIC SPACE HEATERS Infra-Red


An electric wall heater with fan-forced circulation has been introduced with a rated capacity of 1600 watts for either 110-120 or 220-230 volts.

A high-volume, non-turbulent fan is used to force air through what are described as scientifically dimensioned ducts, keeping the case cool.

The *Titan Infra-Red Wall Heater* is said to be as easily installed as an outlet

(Continued on page 188)

the  
**ULTIMATE  
IN SWITCH  
DESIGN**



**TOUCH-PLATE**  
LOW VOLTAGE  
LIGHT CONTROL SYSTEM

Smooth, simple, streamlined beauty is one of the great features of the amazing new Touch-Plate switch...but it's only a by-product! Operating with a feather-touch on and off action, low voltage Touch-Plate switches require no conduits...allow for any combination of multiple controls at virtually the same cost as old-fashioned installations! Let us tell you the whole story....

**CONVENIENCE  
BEAUTY  
SAFETY**

Approved by  
Underwriters' Laboratories




THE RELAY DOES  
THE WORK!

**TOUCH-PLATE**  
DISTRIBUTORS, INC.

2038-42 Bay Street  
Los Angeles 21, California

*Specify* **GENUINE LALLY COLUMNS**  
FOR THE MODERN OR TRADITIONAL HOUSE



GENUINE LALLY COLUMNS have proven to be most practical for all types of home building. These space-saving, graceful columns are equally adaptable for use in exposed basement areas, covered courts or porches, or between wall construction.

GENUINE LALLY COLUMNS are manufactured in single or multiple story lengths and are the ideal structural support in all types of construction.

SEND FOR CATALOG OF  
CONSTRUCTION DETAILS

Morgan House, Scarsdale, N. Y.  
John R. Weber, Architect

GENUINE LALLY COLUMNS SPECIFIED AND USED

Photo by—Rodney McCoy Morgan

**LALLY COLUMN COMPANY**

Originators, Sole Manufacturers, Genuine Lally Columns

Erie and Albany Sts.  
Cambridge 39, Mass.


211 Lombardy St.  
Brooklyn 22, N. Y.

733 West 64 St.  
Chicago 21, Ill.

**CORK** *is*  
**DURABLE**  
**CORK** *is*  
*gracious*

You can't beat cork for staircases. You can't beat cork for flooring, whether it's used in a residence, an office, a church, a school, a public building of any kind. Cork is long-lasting, beautiful, warm and quiet. It keeps its resilience for years and years. It's easy to install on metal, concrete or wood, on old or new construction. No other flooring is so easy to maintain; a dry mop keeps it dusted. And these are just *some* of the reasons why progressive architects and contractors recommend Corinco Cork Flooring for many uses. Write our engineering office for specifications, details and layouts.

CORK INSULATION CO., INC., 155 EAST 44th STREET, NEW YORK 17, N.Y.



CORK INSULATION CO., INC., 155 EAST 44th ST., NEW YORK AR 9-48

Gentlemen: Please mail me more information about


Cork Tile Flooring  Cork Stair Treads

Name \_\_\_\_\_

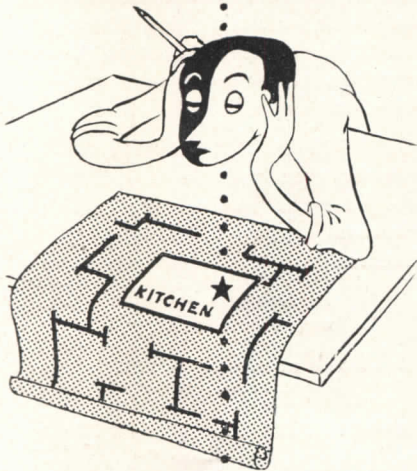
Street \_\_\_\_\_

City \_\_\_\_\_ Zone \_\_\_\_\_ State \_\_\_\_\_

(Continued from page 186)



**WHY LOOK FOR A SPOT  
IN THE OUTSIDE WALL?**



SPECIFY  
**Blo-Fan**  
THE ELECTRIC  
CEILING VENTILATOR  
THAT BUILDS IN  
OVER THE RANGE.

Ceiling installation does not interfere with location of windows or cabinets. Blo Fan fits into any kitchen plan, in any home.

Buils in 3½" depth between standard joists and exhausts thru standard 3½"x10" duct, either through roof or wall.

**Blo-Fan**  
ELECTRIC CEILING VENTILATOR


Stocked in 293 cities covering every section of the United States... Write for your local distributors' names and complete catalog.

**PRYNE & CO., INC.**  
POMONA, CALIFORNIA  
Los Angeles · San Francisco · Chicago · New York

box. Finished in white, baked enamel, the heater has these dimensions: front panel, 10 by 14 in. and wall box 3 by 9 by 12⅞ in. Titan Mfg. Co., Inc., Buffalo 2, N. Y.

**All-Electric**

*Electromode* all-electric heaters, 1949 line, will feature a new silver-gray finish which is said to blend admirably with any color scheme. Advantages claimed are smoothness for easy cleaning plus a pebbled or hammered finish to give a rich texture.



New line of *Electromode* portable and wall heaters utilizes pebbled finish

Portable and wall-type heaters are included in the line for homes, stores and offices as well as heavy-duty unit heaters for stores, factories and farms.

All models are fan-circulating, and the heating element is made of cast aluminum. *Electromode Corp.*, 45 Crouch St., Rochester 3, N. Y.

**ALUMINUM TILE**


Especially suited for use in kitchens, bathrooms and shower stalls is *Altico* aluminum tile, made in individual squares of 4¼ by 4¼ in.

This tile is claimed not to chip, crack, craze or peel. A variety of solid colors and pastel shades is available. *Alloy Tile Corp.*, Newark, N. J.

**ERRATUM**

Due to a typographical error, the address of the manufacturer of *Ser-Wall* panels, described in the July issue, was incorrectly given. The address should have been: Service Products Div., Woodall Industries Inc., 2035 Calumet Ave., Chicago 16, Ill.

mullions  
and  
spandrels  
by



U. S. Veterans Administration Bldg., Wilkes-Barre, Pa. Architects: Lacy, Atherton, Wilson & Davis.

Regular grade Alberene's soapstone window mullions and spandrels are financially and esthetically *right* for your job. They're greenish-blue . . . harmonize with any decorative pattern. *And* their price will put a grin on the face of even your most budget-minded client.

For samples and further information, write or phone —

**ALBERENE STONE CORPORATION**  
of VIRGINIA  
419-4th Ave., New York 16, N. Y.





# WINDMILL FARM



**Modern New  
Home Development**

**Features Ferro-Therm  
Steel Insulation  
for Radiant Heating**



In the lovely countryside near Armonk, Westchester County, N. Y., a 1200-acre residential community is being developed which will comprise about 500 houses — with clubhouse, a beautiful lake, a producing farm, bridle paths, sports areas.

Designed by five leading architects, and developed by Carlo M. Paterno, Windmill Farm combines traditional architecture with the most modern living comforts. An important feature is an electronically-controlled radiant heating system, which maintains heat at a constant 70 degrees — regardless of outside temperature. To assure the efficient functioning of this heating system, the ceilings of each house have an installation of heating coils, wire mesh screen, spun glass, and *Ferro-Therm Steel Insulation*, and walls and attic are also insulated with *Ferro-Therm*.

*Ferro-Therm* reflects 90–95% of all radiant heat — insulating efficiency that is needed not only for radiant heating, but to give the most effective temperature control to every type of structure. In addition, *Ferro-Therm* provides the *plus* advantages of *steel* — it does not absorb moisture . . . it forms an effective fire barrier . . . it maintains lasting efficiency.

Radiant heating, with *Ferro-Therm Steel Insulation* to give it top efficiency, is being used in modern buildings both residential and industrial — because every structure is a better structure with *reflective steel insulation*. Learn now how the advantages of *Ferro-Therm* can be applied to *your* plans. Mail the coupon today for full details.



Page 10A/3 and 10B/1 Architectural File

American Flange & Manufacturing Co. Inc.  
Ferro-Therm Division, Dept. AR-9, 30 Rockefeller Plaza  
New York 20, N. Y.

Please send me, without obligation, complete information on Ferro-Therm Steel Insulation —  commercial;  residential.  
I am an  Architect;  Contractor.

Name . . . . .  
Firm . . . . .  
Street . . . . .  
City . . . . . Zone . . . . . State . . . . .

(Continued from page 176)

and Land Co. operations. Shows features of *Laytite* flooring and application of Connor wood to furniture and panelling. 40 pp. illus. The Connor Lumber and Land Co., Marshfield, Wis.

**Lighting**

*Heavy Duty Radiant Lamps for Tough Industrial Service.* Bulletin covers five different lines of lamps including floodlights, infra-red lamps for drying, spatterproof lamps to withstand hot spatter and rough handling in welding, weather-proof lamps for outdoor illumination and standard lamps for general lighting service. Applications are shown and specifications, prices are listed. 4 pp. illus. Radiant Lamp Corp., 300 Jelliff Ave., Newark 8, N. J.

**LITERATURE REQUESTED**

The following individuals and firms request manufacturers' literature:

Hank Avery, Architect, & Associates, 801 McBurnett Bldg., San Angelo, Texas.

E. J. Biskup, Architect, 3902 Cecilia Ave., Cleveland 9, Ohio.

Orin M. Bullock, Jr., Architect, Room 12, Old Kirn Bldg., Portsmouth, Va.

Meyer W. Deutschman, Engineer, 141 N. E. 3rd Ave., Miami 32, Fla.

Ertz, Hartford & Keuttner, Architects, 1205 S. W. 18th Ave., Portland 5, Ore.

Carlos Ferrer, Industrial Engineer, Provenza 47, 30, 2a, Barcelona, Spain.

Sigmund Frydman, c/o The Austin Co., 2nd Floor Engineering, 510 N. Dearborn St., Chicago 10, Ill.

James G. Gauntt, Architect, 410-411 Dome Bldg., Chattanooga, Tenn.

Richard R. Geoffroy, Student, 56 rue Clevefont, Richmond, P. de Que., Canada.

Gerhard Hartman, Superintendent, The State University of Iowa, University Hospitals, Iowa City, Iowa.

Joseph H. Messineo, A.I.A., 533 Third St. North, St. Petersburg, Fla.

Orr, Palmer, Inslee, Huber and Strange, Architects & Engineers, 3006 Wilshire Blvd., Los Angeles 5, Calif.

Mark E. Starr, Registered Engineer, Selinsgrove, Penna.

Terrace Interiors, Inc., P. O. Box 1221, Fort Lauderdale, Fla.


Charles A. Terry, Architect, USA CE, 1584 Five Points Road, Albuquerque, New Mexico.

R. Wilhelm, Sorrentino Const. Co., 932 E. Main St., Bridgeport 8, Conn.

**IN-SINK-ERATOR  
Garbage Disposer**

*Model "900"!*

**WITH SIMPLIFIED  
ELECTRICAL HOOK-UP  
FOR EASIER  
INSTALLATION**



The IN-SINK-ERATOR Model "900," built on the integral design principle employed by IN-SINK-ERATOR for ten years (longer than any other in the disposer field) comes complete with a positive acting, reversing control switch and a simplified electrical hook-up for easy installation in custom dwellings or project housing. IN-SINK-ERATOR's automatic reversing action, complete self cleansing streamlined design and two-directional shredding have set the pace for ten years. It's the disposer the plumber likes, too . . . because it's distributed EXCLUSIVELY THROUGH PLUMBING CHANNELS.



● The IN-SINK-ERATOR story will be repeated to consumer 23,000,000 times in five of the leading household magazines in the country during 1948.

**IN-SINK-ERATOR**  
MANUFACTURING CO. RACINE, WIS.

Exclusive Manufacturers of Automatic Garbage Disposers  
Since 1938



*ONE STEP in the right  
direction and you're*

*in comfortable, cheerful*

**HOTEL CLEVELAND.**

*Convenient to stores,  
Public Auditorium, Stadium,*

*theatres. Directly connected*

*by covered passage to*

*Union Passenger Terminal,*

*garage, Terminal office*

*buildings.*

*Write for reservations.*

*Best choice of rooms*

*Thursday through Monday.*


*Hotel  
Cleveland*

**CLEVELAND, OHIO**

Hotel Ten Eyck's old entrance looked like this.



- ★ ENHANCES PRESTIGE AND BEAUTY OF YOUR BUILDING
- ★ OFFERS GREATEST CONVENIENCE FOR CUSTOMERS
- ★ ELIMINATES DRAFTS AND ALLOWS CONTROLLED VENTILATION
- ★ PROVIDES MAXIMUM SAFETY
- ★ CUTS HEATING AND COOLING COSTS
- ★ INCREASES USABLE FLOOR SPACE
- ★ REDUCES DAMAGE FROM DUST AND DIRT
- ★ LOWERS CLEANING AND DECORATING COSTS
- ★ OUTLASTS ORDINARY DOORS AND REQUIRES LESS MAINTENANCE



In marked contrast, the hotel's new face is bright, cheerful, friendly and easy for travelers to find.

Designers:  
Lippincott &  
Margulies, Inc.

**A  
Revolving Door  
sets the pace for  
Hotel Ten Eyck's  
New Look!**

Realizing that a friendly face invites business, 50-year-old Hotel Ten Eyck, Albany, N.Y., has adopted a modern marquee whose well planned lighting casts a cheerful glow on the inviting new, all-glass International Van Kannel revolving door entrance.

Like so many other hotel organizations the country over, the management of Hotel Ten Eyck found the solution to its entrance problems in revolving doors. International Van Kannel revolving doors are unmatched by any other make or type of entrance in assuring draft-free, comfortable lobbies; in reducing heating and cooling costs, and in providing maximum safety and ease of operation.

In fact, so outstanding are the advantages of revolving doors that in the past 20 years, over half of all revolving doors sold replaced swing doors.

Write for complete details. Our prices, delivery dates and helpful engineering services will interest you.

**REVOLVING  
INTERNATIONAL VAN KANNEL  
DOORS**  
1606 EDGAR ST. EVANSVILLE 7, IND.



Year after year, apartment

stays



**"BACK IN NOVEMBER,  
1937**

... we installed 45 Servel Gas Refrigerators ... and they are still giving many tenants noiseless, dependable service ... at continued low cost, too."

*Wesley Halvorsen*

*of Peterson-Halvorsen  
Managers of 3521-29½ Broadway  
Chicago, Illinois*

## Only the Servel Gas Refrigerator has no moving parts in its freezing system to wear

Twenty-one years ago, the first Gas Refrigerator came off the Servel assembly line. Ten years later, there were 1,000,000 Servels in operation. Today, the Servel families are well on their way to the 3,000,000 mark. The trend to Gas Refrigeration is gaining momentum by the year. Right now, more people than ever before prefer the noiseless, trouble-free service that *only* Servel can give.

Alert apartment owners are well aware of this trend. That's why more and more of them are "going gas" when ordering refrigerators for new

apartments . . . or buying replacements for older buildings. They know that Servel's silence and year-after-year dependability pay off in tenant satisfaction.

### Low Operating Cost . . . Lowest Upkeep Expense

Apartment owners also know that Servel's famous "no noise, no wear" freezing system saves them money, too. There's no lost efficiency. Operating costs remain low . . . even after years of service. And since Servel has no motor, pump or compressor, upkeep expenses are practically nil.

The Servel Gas Refrigerator is made in three sizes—the spacious 8- and 6-cubic-foot models for large apartments . . . and the compact, but still roomy, 4-cubic-foot model for small apartments. For complete information, see your Sweet's Catalog . . . or write to Servel, Inc., Evansville 20, Indiana.


owners choose the refrigerator that—  
*silent...  
 lasts longer!*

**"FOR OUR NEW 24-  
 APARTMENT BUILDING**

... we chose Servel. After observing refrigerator performance for the past ten years, we decided that trouble-free service was the feature we desired most."


*Thorley Sam*

of Larsen & Blix  
 Managers of 2626-32 West Gregory St.  
 Chicago, Illinois



Here's why  
 Servel stays silent  
 ... lasts longer

The Gas Refrigerator operates on the simple, continuous absorption principle. The small gas flame circulates the refrigerant that supplies the constant cold needed to preserve food and make ice cubes. Not a single moving part (no motor, no pump, no compressor, etc.) is used in the entire freezing operation.



**STAYS SILENT...  
 LASTS LONGER**  
*Servel*  
**The GAS  
 Refrigerator**



## Extra whiteness gives

### distinction to many types of factory buildings

A building can emphasize the orderliness and careful manufacturing processes that are carried on inside it. In designing such a building the use of Trinity White's extra whiteness is often a useful medium.

The sparkling extra whiteness of Trinity White is especially effective in cast stone; concrete architectural units; terrazzo; in prepared stuccoes and paints. It has important light-reflective values.


Trinity White is the whitest white cement. It is a true portland cement with all of a true portland's admirable characteristics. For complete information, write Trinity Division, General Portland Cement Co., Republic Bank Building, Dallas, Texas, or 111 West Monroe Street, Chicago, or 816 West Fifth Street, Los Angeles.

**TRINITY WHITE**

*As white*



*as snow*



**PORTLAND CEMENT**

**PLAIN OR WATERPROOFED**

# 801 AIDS TO EFFICIENCY

*...another important job for Fenestra steel windows*

Sloan-Kettering Institute  
MEMORIAL CANCER CENTER • NEW YORK, N. Y.  
Architect:  
Skidmore, Owings & Merrill, New York City  
Contractor:  
Turner Construction Co., New York City



**Specification Problem**—To find economical windows that would afford extra daylight for exacting research work, controlled fresh-air ventilation for working comfort.

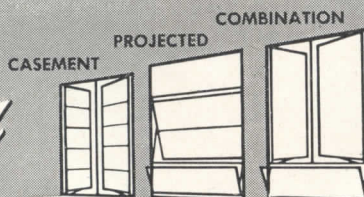
**Specification Solution**—Selection of 787 Fencraft Projected Steel Windows, 2 Fencraft Casement Windows, 12 Fencraft Combination Windows—801 windows total.

Add one more outstanding building where *Standard* Fencraft Windows were selected for efficient fenestration . . . with savings clear across the board. First, savings result from the economies of mass production; second, from simplified installation because window dimensions are co-ordinated with those of other wall materials. And savings in the future will come from easy washing, easy screening and durability assured by famous Fenestra quality.

The Fenestra\* family of Fencraft Windows . . . Projected, Casement and Combination . . . permit design freedom plus economy. For information on the many types and sizes available, see Sweet's Architectural File for 1948 (Section 16a-14). Or mail the coupon.

\*®

*Fenestra*



FENCRAFT INTERMEDIATE STEEL WINDOWS

Detroit Steel Products Company,  
Dept. AR-9,  
2252 East Grand Blvd.,  
Detroit 11, Michigan

Please send me data on types and sizes of the new Fencraft family of Fenestra Windows.

Name \_\_\_\_\_

Company \_\_\_\_\_

Address \_\_\_\_\_

**WILL  
ELECTRIC  
STAIRWAYS**

**“Pay  
IN**



*You can be sure... if it's*



- What is your "break even" point where electric stairways become economically necessary—and profitable—in increasing upper floor sales? The answer is in the traffic count.

Experience shows that up to 70% of the people who enter a multi-floor store will go above the first floor if adequate transportation is provided.

The number of customers that normally should be delivered to upper floors varies with the type of merchandise sold there. For example, in a store restaurant it is one customer per hour per 15 square feet of selling space. A furniture floor should get one customer per hour per 100 square feet of selling space. The average ratio is one customer per hour per 25 to 35 square feet.

Based on a mean average traffic flow, the "break even" point for electric stairways in two-level stores starts when the secondary selling level exceeds 5000 square feet. In larger, multi-floor

stores, the electric stairway "break even" point starts with a traffic flow of 1500 customers per hour.

Up to September, 1947, the "break even" point was much higher for the average store. This fact was responsible for Westinghouse introducing the first low-cost, high-quality electric stairway to bring the "break even" point for *all* stores down to a new low! The benefits of electric stairway transportation are now possible for hundreds of stores which otherwise could not have afforded it.

Added to this is the fact that this new electric stairway is Westinghouse quality . . . insurance that the economies of electric stairway operation will be secured. It is now being installed in progressive stores of all kinds all over the country.

It may be the solution to your store traffic problem. A call to your nearest Westinghouse office will bring a qualified engineer. Or write to the Westinghouse Electric Corporation, Elevator Division, 150 Pacific Avenue, Jersey City 4, N. J.

**Westinghouse Elevator Division**

# Off "YOUR STORE?"

---


# Westinghouse

J-98522

# DURAPLASTIC


## is easier to place and finish

Concrete made with Atlas Duraplastic is more plastic and workable . . . more cohesive and more uniform. Duraplastic provides the proper amount of entrained air needed for satisfactory results in structural concrete.



## provides added protection under tough conditions


Duraplastic air-entraining cement fortifies the concrete on this dam against freezing and thawing weather . . . provides extra durability. No additional materials are needed when you use Duraplastic—just the usual supervision and careful workmanship.



## and is highly adaptable for structural work

In spite of unfavorable circumstances, slip-form work on this job progressed rapidly and smoothly. Report showed: excellent-looking concrete, good workability permitted placing around heavy reinforcing with less spading.

**Atlas Duraplastic cement** sells at the same price as regular cement and complies with ASTM and Federal specifications. Send for further information. Write to Universal Atlas Cement Company (United States Steel Corporation Subsidiary), Chrysler Building, New York 17, N. Y.



OFFICES: Albany, Birmingham, Boston, Chicago, Cleveland, Dayton, Des Moines, Duluth, Kansas City, Minneapolis, New York, Philadelphia, Pittsburgh, St. Louis, Waco.

# ATLAS DURAPLASTIC

AIR-ENTRAINING PORTLAND CEMENT

MAKES BETTER CONCRETE AT NO EXTRA COST

TRADE MARK REG.  
U. S. A. C. CO.



AR D-72

"THE THEATRE GUILD ON THE AIR" — Sponsored by U. S. Steel Subsidiaries — Sunday Evenings — ABC Network

# NEW and EXCLUSIVE

## The quick-opening set-lock assembly on the Kno-Draft Air Diffusers

**Cuts installation and maintenance time**  
**Instant Cleaning and Inspection:**

*With the new quick-opening Type HD set-lock assembly, the inner element of the Kno-Draft Adjustable Air Diffusers can be quickly removed and reinstalled while the diffuser is in place without affecting its adjustment.*

### It takes but a minute — requires no tools

The "B" cone or inner element of the diffuser is secured to the combined suspension and adjustment screws by a springloaded catch which is kept in compression by a slotted washer. The holes in "B" cone pass over the bolt heads. All you do is press up on cone "B" and insert or remove the slotted washers.

### Nation-wide sales and engineering service


The W. B. Connor Engineering Corp. maintains a research laboratory with a staff of trained specialists and district representatives in leading cities. Their services are at the disposal of consulting engineers, architects, air conditioning dealers and plant engineers. They can assist you in getting the best possible performance from your air conditioning system by creating custom-made air patterns which will thoroughly mix room and supply air, eliminate drafts and maintain uniform temperature throughout an area.

### W. B. CONNOR ENGINEERING CORP.

*Air Diffusion • Air Purification • Air Recovery*

112 East 32nd Street  New York 16, N. Y.


IN CANADA: Douglas Engineering Co., Ltd., 190 Murray Street, Montreal 3, P. Q.



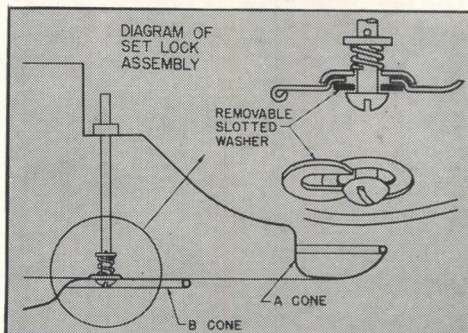
Step One: Remove cover cone (if used)



Step Two: Press "B" cone — slip out washers



Step Three: Remove inner element



Type HD set-lock assembly now standard equipment on Kno-Draft Adjustable Diffusers

### FREE HELPFUL LITERATURE

- Bulletin K-21: Contains complete details on the new, exclusive Kno-Draft Type HD Set-Lock Assembly.
- New handbook on air diffusion: Contains all the engineering data necessary on air diffusion in general and Kno-Draft Adjustable Diffusers in particular to enable you to create "custom-made" air patterns and eliminate drafts.

W. B. Connor Engineering Corp.  
Dept. 5-105, 112 East 32nd Street  
New York 16, New York

Please send me the free literature I have checked above.


Name.....

Company.....

Street.....

City..... Zone..... State.....


# The Perfect Shower Combination



Anystream  
Shower Head

Sentinel  
Balanced Valve

(CONCEALED OR EXPOSED)



Renovating old showers? Making new installations? Then you'll want to investigate this new Speakman combination . . . the last word in shower development.

The *Anystream Shower Head* gives the bather the kind of shower he likes best. A flick of the lever and you have tingling needles or gentle Spring rain . . . or anywhere in-between! In addition to the adjustable spray, Anystream offers these additional features: *self-cleaning* in the flood spray position, *water savings* up to 58%, and ease of installation.

The *Sentinel Balanced Pressure Shower Mixing Valve* ends the danger and annoyance of abrupt

changes in water temperature due to "down-the-line" water stealing. The bather sets the temperature where he likes it . . . and the temperature stays there! The Sentinel Valve's temperature control is achieved without thermostats, rockers, or other gadgets likely to get out of order! It's all done with a miraculous f-l-o-a-t-i-n-g Sentinel piston that automatically balances and compensates for water pressure variations.


The *Anystream* and *Sentinel* shower combination is ideal for any kind of shower installation . . . in homes, apartments, hotels, schools, institutions. Send for free literature describing these remarkable shower fixtures.

See *Sweet's Architectural File* for a condensed catalog of *Speakman Showers and Fixtures*

"Established in 1869"  
**SPEAKMAN**

SHOWERS AND FIXTURES

SPEAKMAN COMPANY, WILMINGTON 99, DELAWARE



UNIVERSITY OF TENNESSEE, KNOXVILLE  
 Barber & McMurry, Architects  
 Fabron used in rooms and corridors of all  
 three new dormitories for men

## The modern solution to high interior maintenance costs

Wherever maintenance costs must be kept low—in dormitories, hotels, hospitals, etc.—substantial economies can be assured by the use of FABRON on walls and ceilings.

FABRON, the canvas-plastic-lacquer wall covering, far outlasts conventional finishes in beauty and serviceability . . . pays for itself many times over during its own life-time. Here are some of its advantages which have won many thousands of firm friends among architects and institutions all over the country:

- **Proven Durability.** Fabron toughens with age . . . withstands hard usage. Installations applied many years ago are still good for many more years of uninterrupted, trouble-free service.

- **Prevents Plaster Cracks.** Fabron's sturdy canvas

and plastic base conceals plaster blemishes . . . prevents cracks.

- **Sunfast and Washable.** Fabron colors will not fade. Dirt and stains of all kinds are easily removed. And no matter how often it is washed, Fabron retains its fresh, attractive appearance.

- **Prevents Fire Spread.** Tested and listed by Underwriters' Laboratories, sponsored by National Board of Fire Underwriters.

- **Low Initial Cost.** Despite Fabron's long-term advantages, its initial cost in new construction need be little, if at all, higher than that of a good, three-coat paint treatment.

Our Advisory Department will gladly cooperate in estimating costs, establishing color schemes, etc., from blueprints, without charge.

# Fabron

REG. U. S. PAT. OFF.

the canvas-plastic-lacquer wall covering

**FREDERIC BLANK & CO., INC.**  
 Established 1913  
 230 Park Avenue, New York 17, N. Y.

tested and listed  
**Underwriters' Laboratories, Inc.**  
 National Board of Fire Underwriters

SEE OUR CATALOG in SWEET'S FILE ARCHITECTURAL

**FREDERIC BLANK & CO., INC., 230 Park Avenue, New York**

Please send us samples of Fabron and information concerning its use in:

- |                                      |                                  |                                     |                                     |
|--------------------------------------|----------------------------------|-------------------------------------|-------------------------------------|
| <input type="checkbox"/> Hospitals   | <input type="checkbox"/> Hotels  | <input type="checkbox"/> Schools    | <input type="checkbox"/> Theatres   |
| <input type="checkbox"/> Restaurants | <input type="checkbox"/> Offices | <input type="checkbox"/> Apartments | <input type="checkbox"/> Residences |

Name .....

Address .....

City & Zone..... State.....

AR 9 48

# CONNOR

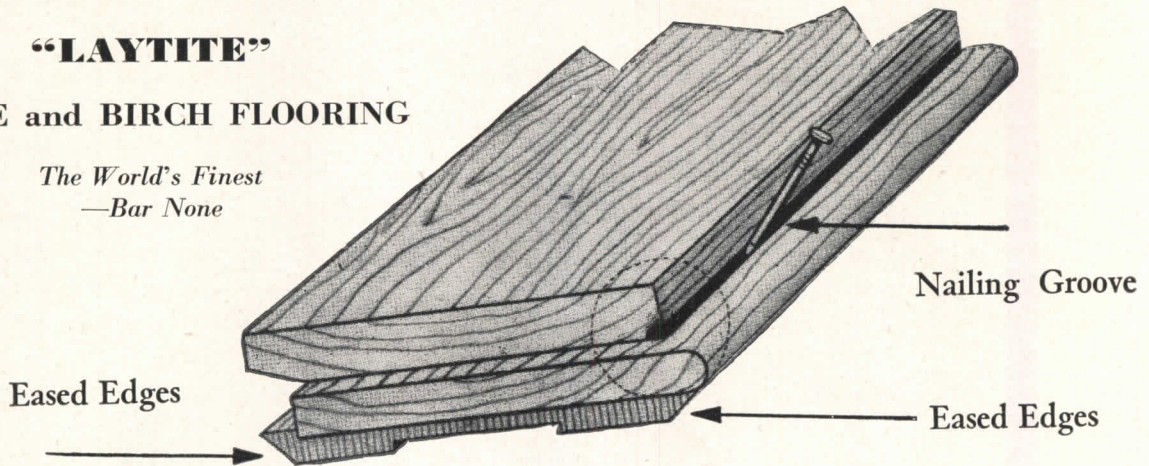
FOREST PRODUCTS SINCE 1872

Manufactured and graded under  
MFMA specifications

## "LAYTITE"

MAPLE and BIRCH FLOORING

*The World's Finest  
—Bar None*



Write for illustrated 75th Anniversary Booklet

# CONNOR LUMBER AND LAND COMPANY

P.O. BOX 112-R

MARSHFIELD, WIS.


PHONE NO. 3

For Trouble-Free  
Bath-Tub Edges

Specify  
**LUCKE**

## Leak-Proof Bath-Tub Hangers

- No Leaks
- No Cracks
- No Repair Expense



### The Modern Way to Prevent Leaks

There is no excuse for cracks or leaks or repair expense in good building. Leading architects specify **LUCKE** to overcome this problem. Hangers designed to build tub into wall.

Sold by Leading Plumbing  
Supply Houses

MANUFACTURED BY

**W. B. LUCKE, Inc.**

Wilmette

Illinois

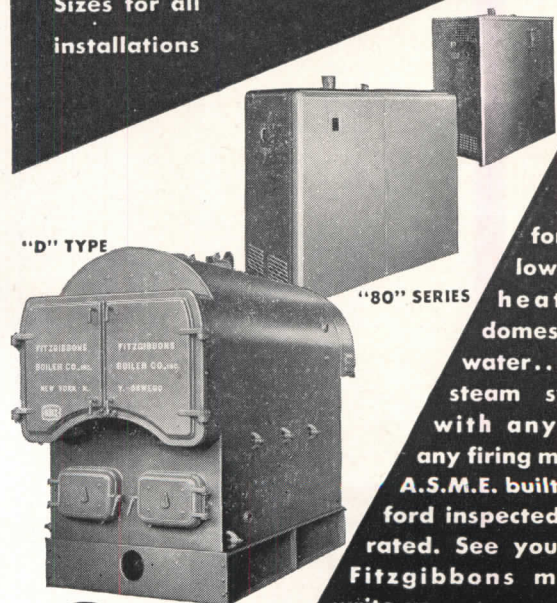


# FITZGIBBONS

STEEL BOILERS

Sizes for all  
installations

"400" SERIES



"D" TYPE

"80" SERIES


Famed  
for their  
low - cost  
heat and  
domestic hot  
water... in any  
steam system,  
with any fuel,  
any firing method.  
A.S.M.E. built, Hart-  
ford inspected, S.B.I.  
rated. See your local  
Fitzgibbons man or  
write us.



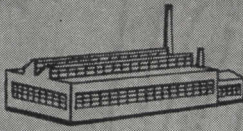
Fitzgibbons Boiler Company, Inc. 101 PARK AVE. NEW YORK 17, N. Y.




SCHOOLS



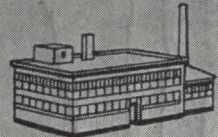
GYMNASIUMS



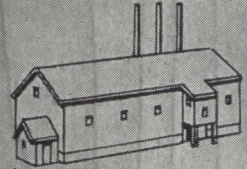
FACTORIES




TEXTILE MILLS



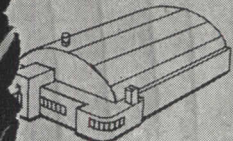
BAKERIES




FLOUR MILLS



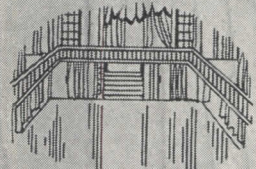
STORES



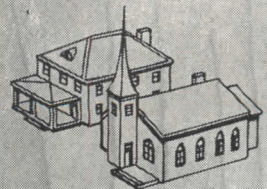
ROLLER RINKS



BOWLING ALLEYS



BALL ROOMS



HOMES AND CHURCHES



MAPLE FLOORING

50 years  
service

to America's Builders  
1897-1947

·Acer Saccharum·

MANUFACTURERS ASSOCIATION

## More and More Maple Flooring Now Available

Northern Hard Maple Flooring is once more available in all thicknesses, face widths and grades after several years of short supply.

To architects, engineers and builders who specify it regularly, Northern Hard Maple means smooth, easy-to-clean hard surfaces. It means modern, up-to-the-minute flooring that is easily and economically maintained — flooring with the durability to withstand the hard wear of heavy traffic, day in, day out, for years . . . warm resilient comfort underfoot and lasting beauty.

That's why this remarkable wood is the ideal flooring for schools, gymnasiums,

factories, textile mills, bakeries — any building where specifications call for a finish floor that is durable, attractive, light-reflecting, resilient and always modern.

For over fifty years the MFMA trademark has been a guarantee as to grade, mill-work, kiln drying and matching. Write our research department for assistance when you have floor construction and finish problems. See Sweet's, Section 13/f/5 for Catalog data.

MAPLE FLOORING MANUFACTURERS ASSN.

Room 384, 46 Washington Boulevard  
Oshkosh, Wisconsin

FLOOR WITH **NORTHERN** HARD MAPLE  
BEECH AND BIRCH

## "Products worthy of an architect's recommendation"




Not just a phrase or slogan — but truly an assurance that SOFTONE non-combustible acoustical Tile and Plaster, FAMCO Metal Suspension and ATOZ Insulation Plaster measure up and often surpass the claims made for these superlative products.


In addition to its outstanding characteristics, SOFTONE is quickly installed with a minimum of labor to walls and ceilings wherever sound conditioning, low maintenance and distinctive atmosphere is desired. Yes, these important factors are especially appreciated by planners and builders who are troubled by rising costs . . . delays . . . and rapidly approaching completion dates.

See Sweet's for specific information or write  
**AMERICAN ACOUSTICS, INC.**  
 74 Trinity Place, New York 6, N. Y.

SOFTONE TILE INSTALLATION in  
 showroom of Bell Electronics, Inc.  
 New York Distributors of  
 Garod Radios



SOHN & WESTON,  
 Architects • Brooklyn, N. Y.  
 JAMES A. PHILLIPS, INC., Installation contractor, N. Y., N. Y.



## REALOCK FENCE

*Provides Permanent Property Protection*

Used in protection of power plants, schools, reservoirs, hospitals, disposal plants, and similar types of property, a Realock® Fence provides years of trouble-free service. Made of steel wire, heavily galvanized, it is tamper-proof, weather-resistant, low in cost—furnished with or without barbed wire at top.

Let us submit estimates for fence material ready for erection or covering complete installation by trained crews. Write to our nearest office.

©Reg. U. S. Pat. Off.

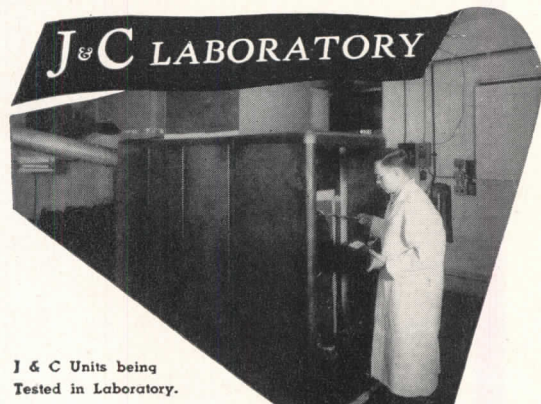


WICKWIRE SPENCER STEEL DIVISION  
 361 DELAWARE AVENUE • BUFFALO 2, NEW YORK

THE COLORADO FUEL AND IRON CORP.  
 CONTINENTAL OIL BUILDING • DENVER 2, COLORADO

THE CALIFORNIA WIRE CLOTH CORP.  
 1080-19TH AVENUE • OAKLAND 6, CALIFORNIA

BRANCHES & DISTRIBUTORS IN KEY CITIES EVERYWHERE



J & C Units being  
 Tested in Laboratory.



## PROVES PERFORMANCE

**PRECISE MEASUREMENT . . .** Of exact static pressure drop across each J & C unit and proper blower size for each J & C Model.

**EXHAUSTIVE TESTS . . .** of J & C units provide installation engineers with the data needed for correct installations.

**ONLY IN THE LABORATORY . . .** may technicians definitely establish:

- Correct Pressure Loss Measurements
- Proper Temperature Rise
- Accurate Flue Gas analysis
- Known Heat Transfer

**NO GUESSWORK . . .** The J & C laboratory, working for you, permits accurate installations because performance capabilities are precisely determined.

### THE COMPLETE LINE . . . COMPLETELY PROVEN

J & C, America's largest and most complete Warm Air Heating Line, offers over 100 types and sizes with outputs from 3,800,000 down to 100,000 Btu in the Famous Tubular Series . . . other models down to 52,500 Btu. Exact engineering plus endless testing provide the J & C features that give you an "edge" when you specify or install J & C.

A PRODUCT OF

**JACKSON & CHURCH COMPANY, SAGINAW, MICHIGAN**



# IT'S EXCLUSIVELY IN **THRUSH** Water Circulators

**FOR LIFETIME  
SERVICE**

Patented Pumping  
Arrangement Keeps  
Oil Flowing Con-  
stantly Through  
Bearing

Large Reservoir of  
Oil Sealed in Bracket

Cushioned Oil Seal

Micro-finish  
Lapped Seal


Water Seal

## *Improved Oiling* **SYSTEM SEALED IN...**

**IT'S BETTER!** Twenty years of Circulator manufacturing experience is evidenced in this advanced design. Undue wear and servicing is eliminated by the patented built-in oil lubrication system. This large oil reservoir in the Circulator bracket provides positive lubrication without attention. No more grease cups to fill. Double oil and water seals have been proved by exhaustive tests. Cushioned seals rotate against special metal assuring leak proof operation for years. Occasional lubrication of motor bearings is all that is required. Build a reputation for fine heating and increase your sales by recommending Thrush equipment on every Hot Water installation. See our catalog in Sweet's or address Dept. J-9.



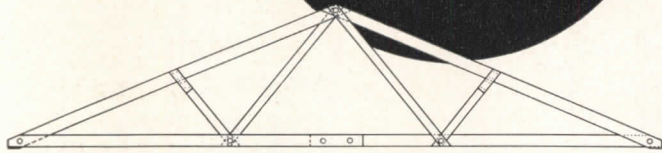
**DOUBLE OIL AND WATER SEAL**



**A New Sales Aid.  
Write For Your  
Copy Today.**

**H. A. THRUSH & CO., PERU, INDIANA**

OVER  
10,000  
HOUSING  
UNITS



... tied down with

### Trip-L-Grip Framing Anchors

**TRUSSED RAFTERS ARE THE KEY TO REDUCED HOUSING COSTS . . .**

A mid-western university home construction time study states, "Roof trusses are the key to major savings. (Savings on wall and floor installations are greater than on the trusses themselves.)"

Teco Trussed Rafters for 20' to 32' clear spans eliminate interior bearing walls—permit complete flexibility of interior design—or eliminate interior walls altogether. Especially suitable for apartments or mass housing projects and large homes. With only four basic members, they can be easily built in a shop or on the job.

**Faster—Stronger—Framing Connections**



with **TRIP-L-GRIP FRAMING ANCHORS--**

... eliminate insecure toe nailing. Trip-L-Grip Framing Anchors tie trussed rafters securely to plate and speed erection by acting as automatic spacers. Made of 18 gauge zinc coated steel—special nails provided FREE.

**FREE to architects and engineers... typical designs of Teco Trussed Rafters and data for using Trip-L-Grips.**

#### TIMBER ENGINEERING COMPANY

1319 18th St., N. W., Washington 6, D. C.

Gentlemen:

Please send me typical design of Teco Trussed Rafters for 20' to 32' span, (check one)

( ) 4" in 12" roof slope ( ) 6" in 12" roof slope

( ) 5" in 12" roof slope ( ) 7" in 12" roof slope

( ) Application and Design Data on using Trip-L-Grips

Company Name.....

Address.....

.....

My Name.....

## Do you have this new Lighting Portfolio?



Gives you complete lighting performance for many different projects — retail stores, restaurants, offices, schools, banks, etc.

Yes, here's the complete data on a wide variety of successful lighting installations. This portfolio, "SHOWCASE" gives you facts like mounting, and spacing, watts per sq. ft., number of fixtures, foot candles — and results. No blarney . . . just pertinent working facts.

**FREE** Write on your letterhead today for your copy of "SHOWCASE". No obligation.

**SOLAR LIGHT MANUFACTURING CO.**  
1357 South Jefferson Street • Chicago 7, Illinois

## Now Available . . . COPPER ARMORED SISALKRAFT



Strong, flexible, easy to apply! For door and window flashing, as shown, 6-10-or 12 in. Copper Armored Sisalkraft in 1 oz. weight is recommended.

**PURE COPPER PROTECTION  
at 1/5 the NORMAL COST!**


Copper Armored Sisalkraft is pure electro deposit copper reinforced with thousands of crossed sisal fibres and bonded with two layers of special asphalt to heavy kraft paper. Uniform, lightweight, will not kink, break or tear. 100% impervious to moisture. For all concealed flashing and foundation damp-coursing. Available in 6" to 60" widths, copper weights of 1, 2 or 3 oz. per square foot.

Write for complete information.



**The SISALKRAFT Co.**

205 W. WACKER DRIVE DEPT. AR CHICAGO 6, ILLINOIS



Residence of Mr. and Mrs. Frank Weiss,  
Merion, Pa. Architect: J. Ethan Field-  
stein. Builder: E. J. Frankel Company.


Here's everything you want in windows — from the slender look that means more glass area for size of opening, to the beautifully designed locking hardware and positive ventilation control. Lupton Metal Windows are perfect for the small modern home, as well as for the lovely suburban residence. Even on a budget, there is no more satisfactory window. Extended hinges permit cleaning glass from inside the room. Air flow is controlled by roto-operators located at the sill. Weather-tight, cannot shrink. Casements are held firmly at any degree of opening and can be locked or released without opening the screen. Metal frame screens and glass insulating panels can be attached easily from inside the room. There is a Lupton Metal Window for every type of building. Write for our catalog or see it in Sweet's.

MICHAEL FLYNN MANUFACTURING CO.  
700 East Godfrey Avenue, Philadelphia 24, Penna.  
*Member of the Metal Window Institute*

# LUPTON

## METAL WINDOWS

## ONE CONSTRUCTION DETAIL MADE EASIER



Here is the new and easier method of finishing lagging material on pipes, ducts, boilers and hot water tanks. Simply adhere the canvas, asbestos, fibreglas, or other non-conducting material, with Arabol Lagging Adhesive.

This product fills your most exacting requirements for both utility and appearance. It is easy to apply; dries in 4 to 6 hours, leaving a sized finish. And this finish need not be painted at all, unless you desire to add one coat for appearance. Labor costs are lower, because you eliminate the slow process of sewing. Maintenance is no problem—grease, oil, soot and dirt wash off easily. And, finally, it is vermin-proof... fire-retardant, too.

Extensive tests conducted by independent laboratories have shown just what this product can do under exacting conditions. Arabol was found to retain its adhesive strength despite exposure to extreme temperatures, to immersion in water, and to live steam.

Write us today for detailed facts and figures. Don't place open specifications on lagging work—ask for Arabol Lagging Adhesive. You can depend on it to provide a neat installation—satisfactory in every respect. Also—ask about our cork cement for adhering cork to cork on refrigerator lines.

### THE ARABOL MANUFACTURING CO.

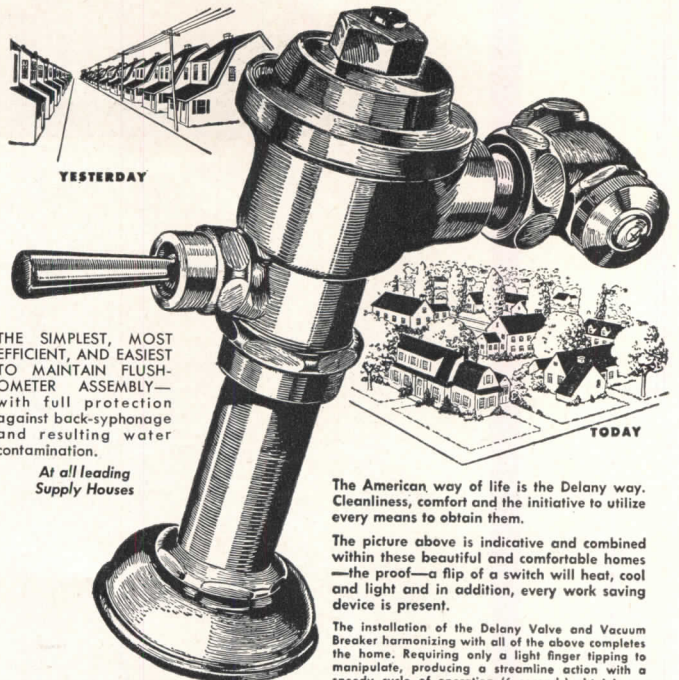
Executive Offices: 110 East 42nd St., New York 17, N. Y.  
CHICAGO 50, 1835 S. 54th Ave. SAN FRANCISCO 3, 1950 16th St.  
LOS ANGELES 11, 2262 E. 37th St. ST. LOUIS 4, 2500 Texas Ave.

Branches in Principal Cities

Factories in Brooklyn, Cicero, San Francisco, Los Angeles, St. Louis



*Adhesives? ... ARABOL!*



THE SIMPLEST, MOST EFFICIENT, AND EASIEST TO MAINTAIN FLUSH-OMETER ASSEMBLY—with full protection against back-syphonage and resulting water contamination.

At all leading Supply Houses

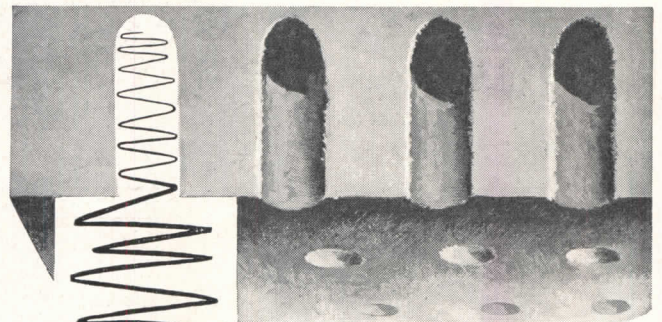
The American way of life is the Delany way. Cleanliness, comfort and the initiative to utilize every means to obtain them.

The picture above is indicative and combined within these beautiful and comfortable homes—the proof—a flip of a switch will heat, cool and light and in addition, every work saving device is present.

The installation of the Delany Valve and Vacuum Breaker harmonizing with all of the above completes the home. Requiring only a light finger tipping to manipulate, producing a streamline action with a speedy cycle of operation (6 seconds) obtaining a positive, clean elimination of all waste, definitely doing away with all personal annoyances. The water economy, long lasting efficiency and freedom from break-downs of the Delany Valves and Vacuum Breakers over past accepted units of domestic sanitation, earns for them a place in your plans for the fulfillment of the American way of life.

**PROGRESS**  
Says "DELANY  
FLUSH VALVES"

SINCE 1879  
**Coyne & Delany Co.**  
BROOKLYN N.Y.  
FLUSH VALVES · VACUUM BREAKERS · PLUMBING SPECIALTIES  
IN CANADA: THE JAMES ROBERTSON COMPANY, LIMITED · MONTREAL · TORONTO · ST. JOHN, N. E.



## THE CEILING *with a hundred thousand* "NOISE TRAPS"









Send for Free, Fascinating Brochure: Tells you about Fibretone\*, the acoustical ceiling, and how its thousands of scientifically-designed *noise traps* help eliminate unwanted noise—in offices, restaurants, banks, schools, factories, and recreation centers. Write Johns-Manville, Dept. AR9, Box 290, New York 16, N.Y.



\*Reg. U. S. Pat. Off.



**Johns-Manville**  
**FIBRETONE**



# "SHAPED"

Seaporcel Porcelain Enamel  
**ARCHITECTURAL PARTS**

## For Greater Attractiveness

SEAPORCEL'S numerous dies enable the architect, builder and designer to economically select a variety of "shaped" parts for maximum effectiveness as spandrels, mullions, awning hoods, bulkheads, piers, sign facias and especially for entire facades.

EXTRUDED OR REVERSE, these "shaped" parts are obtainable in such versatile surface textures as "terra cotta," "limestone," "granite," in semi-matte, matte or gloss

finishes. Add to this, the choice of beautiful colors, soft tones and sharp, clear contrasts for various effects and you'll find there is a shape and a surface for every taste.

SEAPORCEL\* porcelain enamel "shaped" parts are a quality "buy" if you want the most value for every dollar expended.

Write today for catalog showing applications and current jobs.

\*Reg. U.S. Pat. Off.

### SEAPORCEL PORCELAIN METALS, INC.

Formerly Porcelain Metals, Inc.

28-02 Borden Ave., Long Island City 1, N. Y.

Complete A. F. of L.-Metal Fabricating & Enameling Shop

Also manufactured on the West Coast

SEAPORCEL CORPORATION OF CALIFORNIA

Represented by Douglas McFarland & Co., 1491 Canal St., Long Beach, Cal

# Seaporcel

Member: Porcelain Enamel Institute, Inc.

SEAPORCEL IS PRACTICAL • EASILY CLEANED • DURABLE • ECONOMICAL • FIRE-RESISTANT



# Another Building of Distinction



**TRIBUNE BUILDING**  
Trim, crisp lines combined with a long graceful curve make this building another tribute to modern architecture.  
Shirley Simons Tyler, Architect  
Page & Southerland, Assoc.

THE TRIBUNE BUILDING • AUSTIN, TEXAS

## Chose **BROWNE** folding type **WINDOWS**

- 100% CONTROLLABLE DRAFT FREE VENTILATION
- BOTH SIDES OF GLASS CAN BE CLEANED FROM THE INSIDE
- MINIMUM MAINTENANCE COST

Wherever there are "buildings of distinction" you'll find Browne folding type windows. The reason why is simple . . . only the Browne window gives you a window built of all aluminum extrusions that is draft free—air tight and requires no maintenance!

Browne windows have consistently led the field in design, features, and trouble free operation.

We maintain a department of design and will be happy to work with you on any special job. Your request for special data and/or drafting room standards will receive prompt attention.

### **BROWNE** window types

Monumental  
Psychiatric  
Underwriter's Label  
Residential  
ALUMINUM OR BRONZE

*Miracles in Metals*



*Universal*

J. P. TRAVIS, PRESIDENT

CORPORATION

6710 DENTON DRIVE

Qualified sales representatives in all architectural centers

DALLAS 9, TEXAS


DISTRICT OFFICES: LOS ANGELES, CALIF. DAYTON, OHIO DES MOINES, IOWA HOUSTON, TEXAS



*Quiet Operation*

**ANOTHER EXAMPLE OF HOW  
FEDDERS UNIT HEATERS  
are Built to Give Service**

*Write for  
Data*



● Modern broad blade fans and rubber mounted motors contribute to FEDDERS quiet operation. In addition, streamlined tubes in heating element result in quiet, efficient air handling.

**FEDDERS-QUIGAN**  
CORPORATION

BUFFALO 7 NEW YORK



**U. S. MAIL  
CHUTES**



are essential in progressive apartments and hotels.

This little Miss prefers to mail her own letters and so do her parents.

*This equipment may be leased  
if desired*

ESTABLISHED 1883

**Cutler Mail Chute Co**

ROCHESTER 7, N. Y.



Getting 10 months  
educational gains in  
6 months by the

**Harmon  
Technique**

**The schools you design can do it, too!**

Ask for a copy of Dr. Harmon's "LIGHT ON GROWING CHILDREN," reprinted from Architectural Record. On receipt of sketches showing dimensions and details of schoolroom, specifications will be furnished according to the Harmon Technique without cost or obligation.

**NATIONAL CHEMICAL & MFG. CO.**  
3617 S. May Street, Chicago 9



**LUMINALL**

the light-reflective  
paint for interiors



YOU ARE CORDIALLY INVITED TO VISIT THE

*Stainless Steel Exhibit*


SPONSORED BY THE


*American Iron and Steel Institute*

*at the Architects Building  
101 Park Avenue, New York City*



ELECTRO METALLURGICAL COMPANY

Unit of Union Carbide and Carbon Corporation   
30 East 42nd Street, New York 17, N. Y.

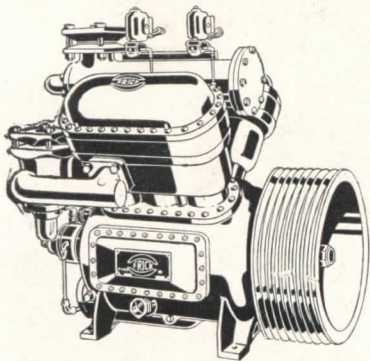


Get This New Bulletin on



## Refrigerating Machines



It tells all about the "New Eclipse" compressors . . . how they meet the needs of restaurants, theatres, stores, institutions, offices, factories, ships and others . . . for dependable air conditioning, food storage, or special refrigeration work.



Frick "New Eclipse" Compressors Do Well in both Laboratory and Field Operating Tests

If you need commercial or industrial refrigerating machines handling Frick Freon-12, ask for your copy of Frick Bulletin 100-D.

**FRICK COMPANY**  
Waynesboro, Penna.



## BURT VENTILATORS PAY BIG DIVIDENDS IN IMPROVED PRODUCTION

The air in your plant directly affects your output and your profits. Fresh air—free from heat, fumes or smoke—is your best assurance of active, alert employees—of reduced spoilage, more production and less time off. Burt Ventilators can be an important factor in your cost-reduction program—vitaly important with today's high cost of labor and materials. See Sweet's or write—now—for catalog and data sheets.

**THE BURT MFG. CO.**  
ROOF VENTILATORS • OIL FILTERS  
EXHAUST HEADS  
48 E. SOUTH STREET, AKRON 11, OHIO

SEND FOR CATALOG!  
Burt Engineers are glad to help on plans

**STOP** that **WATER** with **FORMULA # 640**

### A Clear Liquid Waterproofing for Old or New Construction

**PENETRATES** deeply—one inch or more—is not a surface treatment. Brush, spray, or float on stone, cast stone, concrete, mortar, stucco, tile, brick, plaster, wood, wall board—any absorbent material.

**WATERPROOFS**, preserves, prevents dusting of floors, surface dirt washes away in rain.

**FORMULA No. 640** is a balanced formula of seven different waxes and resins in a hydrocarbon solvent.

**ACID-ALKALI proof**—does not oxidize, unchanged by temperature.

**PERFORMANCE**—It is our opinion it will last as long as the concrete, mortar, stucco, etc., lasts.

**OIL PAINT** saponifies on cement unless sealed first with Formula No. 640.

**APPLY** to either side: **The pressure side, or opposite side**—it is equally effective.

**HYDROSTATIC PRESSURE**—A 20 foot head has been held by Formula No. 640.

**CUTS WATERPROOFING COSTS** because it applies three times as fast as paint, requires no special technique. No preparation—comes ready to apply. Eliminates necessity of furring. Concrete floors and walls need no membraning.

**KEEPS IN ALL CLIMATES** • **HARMLESS TO USE**  
**GOOD COVERAGE** • **MODERATE PRICE**

WRITE OUR ENGINEERING DEPARTMENT for office test kit, technical data, or regarding any special problem.  
J. Wilbur Haynes, Engineer

**OTHER PRODUCTS:** Formula No. 640 Toxic, combines waterproofing with termite and fungus protection; cement hardener; cement paint; floor mastic; roof coatings, etc.

**HAYNES PRODUCTS CO.**  
4007 FARNAM STREET • OMAHA 3, NEBRASKA



Section 9a 8

WHEN IT'S YOUR

*Responsibility*



*Specify*

Every architect knows that a reliable piping system for plumbing and heating is one of the most important factors in the building. It is a surprising fact that a great deal of thought and money is frequently spent on outward appearances, while vital matters are quite often taken for granted. Of course, the home should be modern in design, its kitchen, bathroom and laundry fixtures should be handsome and conveniently located... but unfortunately, good looks do not assure good service.

The efficiency of these modern fixtures and the very livability of the home itself depend upon a permanently reliable piping system for the plumbing and heating—in a word—A STREAMLINE COPPER PIPE AND FITTINGS SYSTEM.

**STREAMLINE**  
TRADE MARK REG. U. S. PAT. OFFICE

**COPPER PIPE  
 AND FITTINGS**

STREAMLINE Copper Pipe connected with STREAMLINE Fittings assures a piping installation that incorporates maximum resistance to rust, clogging and vibration. It affords a permanently reliable conducting system that insures efficient service from fixtures and radiating units year in and year out. With the possible exception of abnormal water conditions, STREAMLINE will outlast the building in which it is installed.


When you include STREAMLINE Copper Pipe and Fittings in your specifications, you are actually providing future insurance of comfort and convenience for the building.

**STREAMLINE**  
 PIPE AND FITTINGS DIVISION  
**MUELLER BRASS CO.**  
 PORT HURON, MICHIGAN

**SPECIFY CABOT'S**

*Collopakes!*

**FOR YEARS OF  
BEAUTY AND  
PROTECTION**



*Dubin & Dubin, Architects*

● Their rich, durable colors will stay fresh and bright . . . beautifying and protecting this house for years.

Our patented Collopaking process breaks pure pigments into particles of sub-microscopic size . . . colloiddally disperses them in wear-resistant oils . . . produces an enamel-smooth surface with exceptional durability and resistance to the elements. No fillers or adulterants are added to Cabot's Collopakes . . . eliminating the prime cause of fading.

**Wide Range of Attractive Colors** including many unique shades, obtainable from no other source.

Write for **FREE** Sample, Complete Information, and Color Card.

**Samuel  
Cabot, Inc.**


2188 Oliver Building  
Boston 9, Massachusetts



**NEW BOOKLET** SHOWS HOW  
TO ELIMINATE LOADING DOCKS

Write now for new Rotary Catalog RE-202. It shows how to cross loading docks and ramps off your plans by specifying Levelator Lifts for modern buildings. Floors can be poured on grade instead of at railway car or truck bed height. You can streamline building designs. Levelators lift loads by dependable oil hydraulic power. Installation simple and inexpensive.

**ROTARY LIFT CO., 1101 Kentucky, Memphis 2, Tenn.**



**Rotary** LEVELATOR LIFTS

\*Reg U. S. Pat. Off.

**LONE STAR  
CEMENTS**

**COVER EVERY  
CONSTRUCTION NEED**



**LONE STAR PORTLAND  
CEMENT**

for concrete of outstanding quality in all types of construction

**'INCOR' 24-HOUR CEMENT**

America's **FIRST** high early strength Portland Cement—saves time, cuts costs

**LONE STAR MASONRY  
CEMENT**

The modern masonry cement, for really great job performance

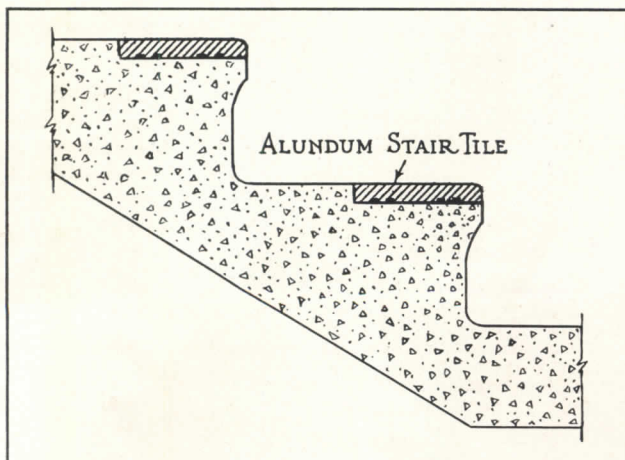

\*Reg. U. S. Pat. Off.

**LONE STAR CEMENT CORPORATION**

Offices: Albany • Birmingham • Boston • Chicago • Dallas • Houston  
Indianapolis • Jackson, Miss. • Kansas City, Mo. • New Orleans • New York  
Norfolk • Philadelphia • St. Louis • Washington, D. C.

The *Safety-Factor* in a stairway of distinction---

# ALUNDUM<sup>®</sup> *non-slip* STAIR TILE



**A**LUNDUM Stair Tile (and Floor Tile)—in nine colors and a variety of sizes—is especially designed to make stair nosing and vital walkway and ramp areas permanently *non-slip* and extremely resistant to wear from foot traffic. To make this tile, rugged ALUNDUM (aluminum oxide) abrasive is ceramically bonded with special clay which becomes an integral part of the tile. Both the stair and floor tile present a *level* surface—free from irregularities and grooves that catch heels and cause accidents. Add *safety* to stairs (and floors) of distinction by using ALUNDUM Tile for positive, permanent non-slip protection, even when wet—and stout resistance to the most concentrated foot traffic.

[See our Catalog in Sweets]

**NORTON COMPANY, WORCESTER 6, MASSACHUSETTS**

No other combination window gives  
as many advantages as

**RUSCO**

ALL METAL *Self-Storing*

Combination Screen and Storm Sash

**NOTHING TO CHANGE...  
NOTHING TO STORE...**

All the benefits of storm sash, weatherproofing and summer screens in one permanently installed unit... ends seasonal changing, storing, repairing and re-fitting.



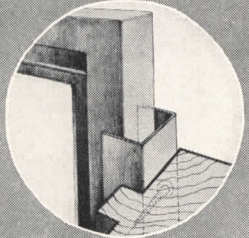
**YEAR 'ROUND RAINPROOF,  
DRAFT-FREE, FILTERED SCREEN  
VENTILATION...**

Fingertip adjustment from inside provides ventilation without drafts or possibility of rain damage—in any season of the year.



**PATENTED THERMOLOK\*  
CLOSURE FRAME**

Unique, patented construction permits automatic adjustment to expansion, contraction, settlement... assures perfect fit and alignment. Weatherproofs entire window opening.



**ADDITIONAL REASONS—**


Rusco Windows beautify any type architecture... preserve desirable shadow lines; control excessive condensation; reduce square feet radiation requirements; simplify window cleaning; permit the homeowner to enjoy a cleaner, more comfortable, safer and quieter home at no final cost **BECAUSE THEY SAVE UP TO 1/3 IN FUEL.**

Consult SWEET'S CATALOG File for Architects for details and specifications or write direct for illustrated literature. Designs available for all types of double-hung and casement windows... in steel or aluminum, bonderized and finished with 2 coats of finest grade, baked-on enamel.

**THE F. C. RUSSELL COMPANY**

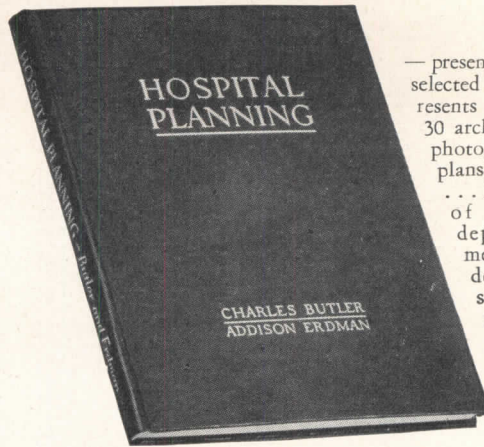
DEPARTMENT 1A98  
CLEVELAND 1, OHIO

World's Largest  
Manufacturer of  
Combination  
Windows



©TFCRC

\*T. M. REG. APP. FOR



—presents the plans of 51 selected hospitals... represents creative efforts of 30 architects. Includes 32 photographs... 11 site plans... 187 floor plans... 38 special unit plans of rooms, wards, departments... numerous construction details. 236 pages, size 8½ x 11, illustrated and indexed, stiff cloth binding. Price \$15.

AGAIN AVAILABLE

**HOSPITAL  
PLANNING**

by **CHARLES BUTLER, F.A.I.A.**  
and **ADDISON ERDMAN, A.I.A.**

"HOSPITAL PLANNING," the first important textbook on the subject in a generation, offers a complete treatise on hospital architecture... gives a cross-section of the best in hospitals produced in this country within recent years... and provides exhaustive study and examination of new trends.

Messrs. Butler and Erdman, working as a team of specialists, have directed a nationwide, on-premise survey of hospital planning — in theory, in everyday practice and under the stress of unprecedented demands and emergencies. The most significant examples of hospital planning have been studied, assembled, abstracted and dramatized.

This 236-page volume is for architects and hospital groups alike. It will help architects and engineers to learn of the great advances made in hospital architecture... to acquire a working knowledge of hospital procedure... to avoid the many pitfalls which beset the hospital planner. It will help hospital administrators to visualize their problems in terms of community needs... show them how others are meeting similar problems. Price \$15, postage prepaid.

BOOK DEPARTMENT ARCHITECTURAL RECORD  
119 West 40th Street, New York 18, New York


Enter my order for.....copies of the new, 1946 edition of "Hospital Planning" by Charles Butler and Addison Erdman, at the price of \$15. I enclose payment of \$.....  
For New York City Delivery add 30 cents for Sales Tax — \$15.30 in all.

Name.....


Address.....

City..... Zone..... State.....

VULCANIZING  
IN A METAL MOLD  
GIVES *Longest-Lived* CABLES



...but only Okonite  
uses this process as standard practice



with today's  
installation costs\*  
only the

*Longest-Lived*

will be economical


\* The lifetime cost of a cable rather than its first cost is the only true measure. Okonite wires and cables, built to stand up better and longer, can offset high installation costs.

When Okonite insulated wires and cables are vulcanized, every foot that enters the huge pressure chamber receives uniform treatment. One reason is this:— on the reel or drum as it goes into the vulcanizer, the complete length of cable is compressed within a *continuous metal mold*. And this metal mold insures equal transfer of the heat throughout every portion of the insulation.

When the pure tin mold is peeled off after removing the cable from the chamber, the entire length has been simultaneously vulcanized at the same temperature and pressure. *The benefits that result include longer life, greater density and higher electrical values.*

Bulletin AR-101 describes and shows this operation and others — all based on Okonite's years of experience in making the longest-lived cable money can buy. Write to The Okonite Company, Passaic, N. J.

6511

**OKONITE**  insulated wires and cables

THE BEST CABLE IS YOUR BEST POLICY

*To the Architect who seeks Perfection*



**POSITIVE, ACCURATE  
TEMPERATURE CONTROL  
UNDER ALL CONDITIONS  
IS NOW POSSIBLE  
ON ALL SIZE JOBS**

**FUEL SAVING UP • OVERHEATING DOWN**



**VARI-VAC DIFFERENTIAL HEATING JOB-SCALED  
FOR EVERY INSTALLATION**

It is now possible for you to provide your clients with a heating system with a continuous flow of steam accurately controlled under all exterior weather conditions and interior room conditions. Architects everywhere agree that the on-off method of controlling heat is passé, and that it is no longer necessary to use a heating system that blasts people out of a building in mild weather.

Job Scaling of the famous Dunham Differential system now provides the advantages of sub-atmospheric steam which can be circulated at temperatures as low as 133°—on all types and sizes of jobs! Dunham offers you a complete heating system tailor-made to meet your clients' requirements—one that will be more economical to operate and will provide unsurpassed comfort. Send for Bulletin 509.

**C. A. DUNHAM COMPANY**  
400 West Madison St. • Chicago 6, Illinois



## EMPLOYMENT OPPORTUNITIES AVAILABLE

Advertising rates on request

### Positions Open

**WANTED:** Well established Minnesota architectural firm requires the services of qualified architectural draftsmen. Draftsmen should be capable of preparing working drawings from preliminary sketches. Good starting salary for qualified men, with housing guaranteed. Box 356, *Architectural Record*, 119 W. 40th St., New York 18.

**WANTED:** Architectural Draftsmen experienced in making working drawings and details. Please submit employment and experience record, samples of work, and monthly salary expected. Marr and Holman, Architects, 702 Stahlman Building, Nashville, Tennessee.

**WANTED:** Structural Engineers and Steel Draftsmen and Detailers. Please submit employment and experience record, samples of work, and monthly salary expected. Marr and Holman, Architects, 702 Stahlman Building, Nashville, Tennessee.

**WANTED:** Electrical Engineers who can design and make working drawings for interior lighting and power work for buildings and industrial plants. Please submit employment and experience record, samples of work, and monthly salary expected. Marr and Holman, Architects, 702 Stahlman Building, Nashville, Tennessee.

**WANTED:** Mechanical and Air Conditioning Engineers who can design and make working drawings for air conditioning, plumbing and heating for buildings and industrial plants. Please submit employment and experience record, samples of work, and monthly salary expected. Marr and Holman, Architects, 702 Stahlman Building, Nashville, Tennessee.

**ARCHITECTURAL DRAFTSMAN**—Experienced on industrial and shop building design and maintenance work. Permanent position in Jersey City. Box 358, *Architectural Record*, 119 W. 40th St., New York 18.

**ARCHITECTURAL DRAFTSMAN** wanted by University of Illinois to prepare working drawings, details and shop drawings for new building construction, alterations and maintenance work. Position permanent. Vacation, sick leave, retirement and other benefits. Write Personnel Office, 809 South Wright St., Champaign, Illinois.

**ARCHITECTURAL DESIGNER-DRAFTSMAN:** Must be registered architect or have qualifications. Permanent position and possible associate status to man who can meet clients, keep work moving and has initiative. Salary \$5,000 to \$6,000. Applications solicited from southeast section. Write fully to P.O. Box 2192, Atlanta 1, Ga.

**EXPERIENCED CHIEF DRAFTSMEN WANTED:** Antonin Raymond and L. L. Rado, 101 Park Avenue, New York City.

**INDUSTRIAL ARCHITECT**—Large manufacturer. Must have N.C.A.R.B. Certificate or be able to secure registration in North Carolina, Virginia and Kentucky; basic planning and analysis of production space and areas; would prefer experience in design of manufacturing buildings with particular ability for

(Continued on page 222)






# VISION UNLIMITED

One of these children may become a great practitioner of one of the arts, a world famous educator, a doctor whose research saves millions, a manufacturer whose ambition provides thousands with useful work. There is no limit to the distance that vision, imagination and energy may take a child.

So one of our duties is to throw around youth every safeguard which can be built into a school, an auditorium, any public building, in fact, where people congregate. An important part of that task is the installation of Von Duprin Panic Exit Devices at every exit door.

For these superb devices provide in unlimited measure—and as long as the building stands—the utmost in safe, sure, instant exit.

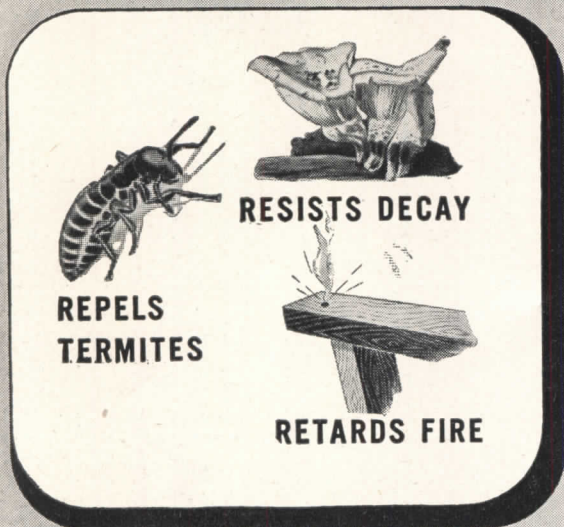


*The photograph above is from Von Duprin's new sound movie, "Safe Exit," a non-technical picture dramatically showing the need for adequate exit. This 20-minute, 16 mm., black and white sound film is available without rental charge. If you know of an audience which should see it, we will be glad indeed to send you Booking Request blanks.*



**VON DUPRIN DIVISION, VONNEGUT HARDWARE CO., INDIANAPOLIS, IND.**

# 3-Way Protection for the buildings you design



...with "CZC"-treated wood

You can give the buildings you design additional long life by including "CZC"-treated wood in your plans. Wood that has been pressure-impregnated with "CZC" resists decay, repels termites, and is resistant to fire.

"CZC"-treated wood is paintable, odorless, clean and safe to handle. It has all the advantages of untreated wood, plus these other life-extending features.

Wherever "CZC"-treated wood is used, maintenance costs are lower, safety is greater. Your clients will find that Du Pont Chromated Zinc Chloride pays for itself many times.

For additional information on this wood preservative that makes wood last longer, write E. I. du Pont de Nemours & Co. (Inc.), Grasselli Chemicals Department, Wilmington 98, Delaware.

## DU PONT CZC

*Chromated Zinc Chloride*

**MAKES WOOD RESIST DECAY • REPEL TERMITES • RETARD FIRE**



BETTER THINGS FOR BETTER LIVING  
... THROUGH CHEMISTRY

## EMPLOYMENT OPPORTUNITIES AVAILABLE

*Advertising rates on request*

design in steel and reinforced concrete, as well as ability in field of building maintenance, repair and alteration. Permanent position and location as Chief, Architectural Department. Box 360, *Architectural Record*, 119 W. 40th St., New York 18.

**CABINETS** — Kitchen and bathroom. Manufacturer steel products seeks experienced salesman, contacting builders and supply dealers, Bronx and Westchester. Exclusive territory. Commission basis. State full qualifications. Box 516, Cromwell Advertising Agency, 122 East 42nd St., New York 17, N. Y.

**WANTED:** Mechanical Engineer, with 4 to 10 years experience, familiar heating, air conditioning, electrical design modern commercial and institutional buildings. Permanent position and salary commensurate with ability. State age, educational qualifications and experience in letter of application. Williams, Coile & Blanchard, 403 Melson Building, Newport News, Virginia.

**WANTED:** Architectural Draftsmen, 8 to 10 years experience, commercial and institutional buildings. Permanent position and salary commensurate with ability. State age, educational qualifications, and experience in letter of application. Williams, Coile & Blanchard, 403 Melson Building, Newport News, Virginia.

**ARCHITECT:** Familiar with modern trends and building regulations wanted by large manufacturer to survey potentialities for a new building product. Should be interested in sales development. Salary. Write full details. Box 362, *Architectural Record*, 119 W. 40th St., New York 18.

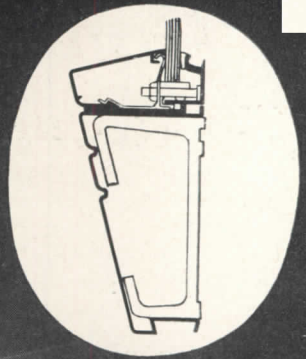

### Positions Sought

**ARCHITECTURAL DRAFTSMAN:** Experienced, expert, N. Y. State registered architect, desires drafting or checking to do in own private midtown Manhattan office. Box 364, *Architectural Record*, 119 W. 40th St., New York 18.

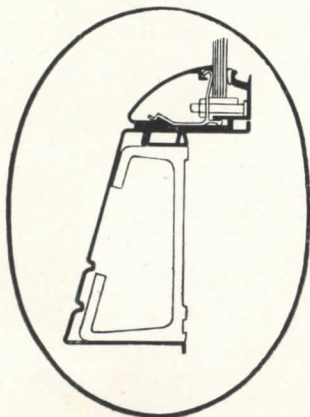
**OPPORTUNITY WANTED:** Not for six weeks or six months but for long term; to work and study in an architectural office. Must receive decent living wage; available under G.I. training-on-the-job. Can submit samples of work to interested parties. No limitations placed on location of work; foreign will be considered. Bachelor of Arts Education. Box 366, *Architectural Record*, 119 W. 40th St., New York 18.

**ARCHITECT** practising in England as design consultant employed on large scale projects including town-planning, civic centres, cultural, sports, retail centres, now tiring of post-war paper-work seeks possibility of realisation in U.S.A. Original work has been widely published in Britain, France, Scandinavia, Holland, and exhibited in South America. Need opportunity work on focal projects in which plastic and organizational qualities rank high. Associate of leading *British* industrial design group; extensive experience furniture, interior and exhibition design. High professional qualifications, also lecturing, writing, translation, etc. Possess immigration permit. Further record available on application. Box 368, *Architectural Record*, 119 W. 40th St., New York 18.

**EXPERIENCED ARCHITECTURAL DRAFTSMAN** desires free lance work in all types of construction. New York studio mid-town location. Prompt reply to all inquiries. Box 370, *Architectural Record*, 119 W. 40th St., New York 18.



## Unified sill-sash combination in Pittco De Luxe Store Front Metal



**PITTCO**  
STORE FRONT METAL



PAINTS · GLASS · CHEMICALS · BRUSHES · PLASTICS

PITTSBURGH PLATE GLASS COMPANY

● These new Pittco De Luxe members were created to satisfy demands for a stylized sill and sash assembly to fit in with certain modern store front designs.

The sill and sash are separate members to simplify installation and reduce the hazards of glass breakage . . . yet when they are used together as shown above they give the appearance of a single moulding combining the functions of sill and sash. The sill is designed to recess the Carrara Structural Glass bulkhead, providing toe room and protection. The invertible sill member offers variety in styling . . . the detail at the left shows it combined with the popular 12-A sash.

All members of the Pittco De Luxe line, including these new ones, are formed by the extruded process. Where quality is of major importance, Pittco De Luxe will please both architect and owner alike. The Pittco Premier Line is lighter in weight and more moderately priced than Pittco De Luxe. It will satisfy all requirements where style and economy must be considered equally.

# Hillyard's MAINTAINER

FLOOR TREATMENT CONSULTANT

★ **SINCE 1907** the Hillyard Maintainer has served in the elimination of troublesome floor treatment and building maintenance problems. He is highly trained through technical and practical schooling, being backed with intense Hillyard Laboratory Research and a great knowledge of floor treatment products and building maintenance procedures accumulated through over forty years of experience. There is always a Hillyard Maintainer at your service, for these Experts range from the Atlantic to the Pacific Coast—from Canada to the Gulf of Mexico. There is no charge for his expert consultation. Call, write or wire for his free services.



★ **SUPER SHINE-ALL.** A 100% active neutral chemical cleaner that eliminates expensive and destructive rinsing. Approved by Flooring Manufacturers of all types of floors. Splendid for painted, varnished, enameled or finished surfaces.

★ **HIL-TONE.** A blended liquid dressing that gives greater fire protection than can ever be obtained from greasy floor oils. Dries quickly. Eliminates brooms, brushes, oils and sweeping compounds. Reduces labor costs.


★ **SUPER HIL-BRITE.** A self-polishing, self-leveling, non-brittle, Carnauba water wax containing no shellacs, varnish, paint-ends or resins. Recommended by Underwriters' Laboratories as anti-slip. Approved by various types of floor manufacturers.

**FREE**—Hillyard booklets on floor finishing, daily maintenance procedures, waxing and other books on economical floor maintenance are free for the asking.



## HILLYARD SALES COMPANIES

470 Alabama St. San Francisco 10, Calif. DISTRIBUTORS HILLYARD CHEMICAL CO. ST. JOSEPH, MO. BRANCHES IN PRINCIPAL CITIES 1947 BROADWAY, NEW YORK 22, N. Y.



### one of Hendrick's Distinctive Grille Designs

THIS attractive grille is the 2-inch Square Link, one of the hundred different designs in which Hendrick perforated metal grilles are available.


Made in heavy-gauge aluminum, brass, bronze, copper, Monel, steel and stainless steel, Hendrick Grilles have ample open areas, are entirely free from burrs and other imperfections, and are uniformly flat thanks to an exclusive Hendrick manufacturing process. Write for Hendrick Grille Catalogue.



Perforated Metals  
Perforated Metal Screens  
Architectural Grilles  
Mitco Open Steel Flooring,  
"Shur-Site" Treads and  
Armorgrids

**HENDRICK**  
*Manufacturing Company*  
38 DUNDAFF STREET, CARBONDALE, PA.  
Sales Offices in Principal Cities

## LIGHT where you want it



RLM Standard Dome illustrated. Made also with separable, Duo-Move, ventilated, easy-detachable, threaded and heel necks.


This Abolite reflector is designed to provide maximum lighting over a given area. It is an RLM shape that conforms to specifications of the technical committee of RLM Standards Institute. You can specify and recommend Abolite Reflectors with full assurance that they will provide maximum lighting efficiency and economy.

*Sold only through wholesalers*

THE JONES  
METAL PRODUCTS CO.,  
West Lafayette, Ohio



heating and cooling  
for year-round comfort—  
both from a  
single system



There's no winter lay-off for Carrier Conduit Weathermaster air conditioning . . . no planning a separate, costly heating system for the cold months. With this modern, flexible air conditioning, any multi-room building can have economical comfort in every room any season *with a single system.*

Both cooling and heating are furnished by the same compact individual room unit located under the window. That's space and money saved. The room units have no moving parts to need service and replace-

ment. That means quiet operation, low maintenance costs.

Individual room control lets tenant or guest choose the temperature he wants at the twist of a simple valve. Since there is no interroom recirculation, there's no transfer of noise or odors. Space saved by small-diameter conduit gives the owner more rentable area. For buildings up to five stories, there's the Carrier Duct-type Weathermaster system. This, too, provides room-by-room temperature control and year-round heating and cooling.

Carrier systems are designed and built with the same unrivaled skill that created the air conditioning industry. They're bringing dependable air conditioning to the world's best-known hotels, office buildings, hospitals, apartments, stores, factories and steamships. Carrier's experienced engineers for years have worked closely with architects and consulting engineers to bring the utmost in air conditioning comfort to each individual installation. Carrier Corporation, Syracuse, New York.



AIR CONDITIONING • REFRIGERATION • INDUSTRIAL HEATING

# Look! No Radiator!



That's the way it appears in this picture of a typical Vulcan Baseboard installation. This is the impression you get wherever Vulcan Baseboard is installed. You have to look *twice* to see it; experience its uniform, comfortable heat but *once* to appreciate how much more Vulcan Baseboard radiation contributes to the comfort of the home as well as its decorative features.

Installed along the outer wall, Vulcan Baseboard combines both radiant and convection heat in a continuous gentle circulation of uniformly warm air, insuring draft-free comfort throughout the room and permitting fullest enjoyment of window areas.

### Vulcan is Versatile


Vulcan presents few drawing board problems — allows for freedom of design and application. Can be used for hot water or 2-pipe steam heating systems.

### Vulcan is Easy to Install

Light in weight. Requires few fittings and supports. Comes cut to specified length; ends threaded or chamfered.

### Vulcan is Dependable

Fins offset for complete rigidity (Vulcan patent) are firmly imbedded in copper water tube or Seamless pressure tube by a special process, forming a perfectly bonded unit that requires no maintenance or upkeep.



Representatives in Principal Cities

**THE VULCAN RADIATOR COMPANY**


26 FRANCIS AVENUE  
HARTFORD 6, CONN.



RADIATOR MANUFACTURERS FOR OVER TWO DECADES

**TOMORROW'S**

**AUTOMATIC  
CONTROLS  
TODAY**



*General Controls  
New Compact Snap-  
Action T-70 Thermostat*

Sets a new standard of Functional Beauty and Accuracy in room temperature control. Extending only  $\frac{1}{8}$ " from the wall, the ivory plastic base and lustrous stainless steel cover of streamlined design harmonize perfectly with the finest taste in room decoration. Use either with famed B-60 Control Systems or any standard low voltage control circuit.

For complete specifications on the T-70 or other GENERAL CONTROLS Automatic Pressure, Temperature and Flow Controls, request additional literature.

44-4

**GENERAL CONTROLS**

801 ALLEN AVENUE GLENDALE 1, CALIF.

*Manufacturers of Automatic Pressure, Temperature & Flow Controls*

FACTORY BRANCHES: BIRMINGHAM (3) • BOSTON (16) • CHICAGO (5) • DALLAS (2)  
DENVER (10) • DETROIT (8) • CLEVELAND (15) • HOUSTON (2) • KANSAS CITY (2)  
NEW YORK (17) • PHILADELPHIA (40) • PITTSBURGH (27) • SAN FRANCISCO (7) • SEATTLE (1)

DISTRIBUTORS IN PRINCIPAL CITIES

*Available Now!*

**CHENEY  
FLASHING**

*3-Way Bond*

16 OZ. COPPER

**CHENEY  
FLASHING  
REGLET**

16 OZ. COPPER

CHENEY FLASHING is again being made by the original inventor who pioneered the art of thru-wall flashing eighteen years ago.

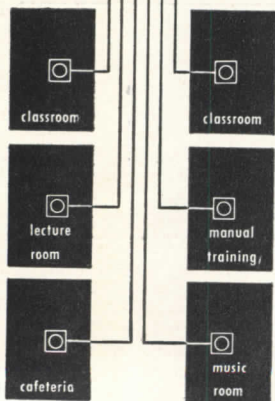

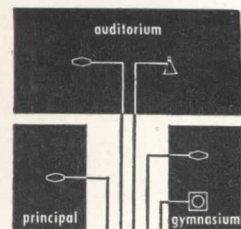
No thru-wall flashing can operate successfully unless it has the two very important features that are found in CHENEY FLASHING — proven weep-hole drainage and the three-way bond, vertical as well as longitudinal and lateral.

Remember, the inferior two-way flashings, crimped copper and membranes, have neither the vertical bond nor do they drain moisture from the wall fast enough. Furthermore, their first cost advantage has disappeared because today Cheney Flashing is no longer a specialty—it's a standard commodity.

WRITE FOR  
DESCRIPTIVE FOLDER Dept. R

**CHENEY FLASHING CO. Trenton, N. J.**

# Modern Design in school planning calls for an RCA Sound System



An RCA School Sound System provides the most efficient method of coordinating the school as a unit.

Without leaving his desk or office, the school administrator with an RCA Sound System can command the instant attention of supervisors, teachers, or pupils of selected classrooms or of the entire school or grounds. A vast amount of time is saved that otherwise is spent in attending special assemblies, writing bulletins, waiting for messengers.

Scheduled radio broadcasts . . . playback of educational recordings . . . distributed to selected classrooms or to the entire school stimulates student interest, increases the effectiveness of instruction and enlarges the curriculum. In times of emergencies the sound system may be diverted from normal channels for use as a paging or safety-control device.

## PRACTICAL HELP FOR ARCHITECTS

There is no best ready-made sound system that perfectly matches the needs of all types and sizes of buildings. An RCA Sound System is engineered and planned to fit the individual needs of each project.

Call upon RCA sound engineers to assist you with sound system planning and specifications, when you have a school, church, hospital, hotel or industrial job up for consideration. No obligation of course.

Contact your nearest RCA Sound System distributor or write: Sound and Visual Products, Dept. 3 I-S, RCA, Camden, N. J.

**ORDER  
YOUR COPY  
NOW!**



## The Architects' Manual of Engineered Sound Systems

The most authoritative work book and reference manual on sound systems. 49 typical floor plans. 288 pages. Covers all types and sizes of buildings. Written especially for the architect. Price: \$5.00 (\$5.50 foreign).

- ▲—horn speaker
- cabinet speaker
- microphone



**SOUND AND VISUAL PRODUCTS**  
**RADIO CORPORATION of AMERICA**  
ENGINEERING PRODUCTS DEPARTMENT, CAMDEN, N. J.

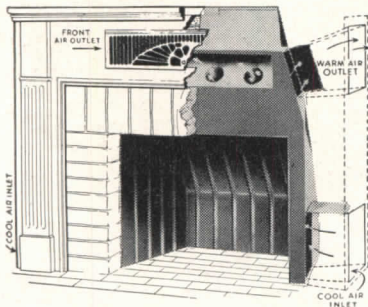
In Canada: RCA VICTOR Company Limited, Montreal

# HEATFORM

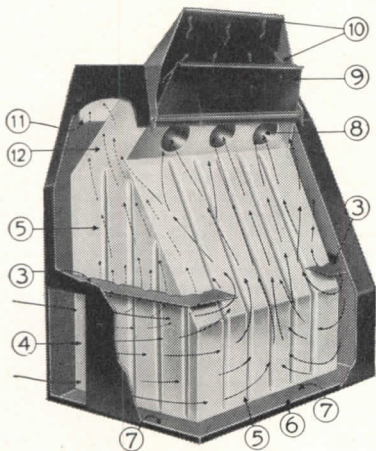
## The Superior Heat Circulating Fireplace

Before you recommend a heat circulating fireplace be sure you have complete information on the HEATFORM

- THE MOST EFFICIENT AND DURABLE OF ALL
- Comparison proves HEATFORM has these advantages:



Front view with part of masonry cut away.



Rear and side view — with part of outer metal lining cut away showing the inside lining of firebox. Arrows showing contact and flow of air to and over all heating surfaces.

For complete information see  
SWEET'S CATALOG  
Section 29-G-8

The HEATFORM proved by 27 years of use in homes all over America and advertised in nationally circulated magazines.

### SUPERIOR FIREPLACE COMPANY

East of Mississippi River  
601-L North Point Road  
Baltimore, Maryland

West of Mississippi River  
1706-C East 15th Street  
Los Angeles 21, Calif.

also manufacturers of form dampers, fuel grates, ash dumps, cleanout doors and drape screens.

#### MORE HEATING SURFACE BECAUSE—

- Heating chambers around the throat as well as the lower firebox.
- Large air passages at each end of throat plus superheating round air flues directly through the throat connecting the lower and upper heating chambers.
- Large cool air inlets and warm air outlets.
- The foregoing results in much larger volume of warm air circulation.

#### MORE YEARS OF SERVICE BECAUSE—

- Ribbed reinforced boiler-plate firebox controls warpage.
- No exposed metal parts beneath the chimney to rust out.
- Perfect contact of air to all heating surfaces, and unobstructed flow of air removes heat faster and prevents metal from reaching deteriorating temperature.


#### KEY TO PHOTO AT LEFT:

3. Horizontal baffle plates which direct a large volume of air intake to the lower rear heating chamber and over the hottest of the metal.
4. Large air inlets at floor level.
5. Ribs individually die formed into the boiler plate add strength and neutralize expansion.
6. Location of rear cool air inlet.
7. Bottom view of air heating chambers.
8. Superheating, connecting round air passages through the throat.
9. Heat control damper has underslung poker friction control to regulate draft.
10. Smoke dome.
11. Side air passages from lower to upper heating chamber.
12. Inner lining of the throat.



John Hancock Mutual Life Insurance Co. office building, Boston, Mass. Cram and Ferguson, Architects. Turner Construction Co., Contractors.


## In New England's largest office building



A-5

It is only natural that architects specify Halsey Taylor Drinking Fountains for their important new buildings! Modern in design and convenience, health-safe, trouble-proof, they're the logical choice of prominent architects and builders everywhere. The Halsey W. Taylor Co., Warren, Ohio.

### HALSEY TAYLOR DRINKING FOUNTAINS



USE this treasury of authoritative planning data

Architectural Record's monumental 10-year collection of

## "Time-Saver Standards"

- the manual of essential architectural data on: Architectural Design; Engineering Data; Materials Technology; Building practice.
- 277 complete "Time-Saver Standards," as selected month by month from the *masterworks* of the nation's leading architects and engineers.
- 656-page encyclopedic volume with
  - 1,000 illustrations
  - a 4-page Classified Table of Contents
  - a 12-page Master Index of 1,700 subjects!

### SAVE TIME SAVE MONEY

... designing  
... drafting  
... specification writing

START NOW ▶

ARCHITECTURAL RECORD BOOK DEPARTMENT  
119 West 40th Street, New York 18, N. Y.

Enter my order for ..... copies of the 656-page "Time-Saver Standards" at \$12.00 a copy. I inclose \$..... (For New York City delivery add 24c for sales tax—\$12.24 in all.)

Name \_\_\_\_\_

Address \_\_\_\_\_

City \_\_\_\_\_ State \_\_\_\_\_ Zone \_\_\_\_\_



Simplify Installation of Weldwood  
Paneling with . . .

# NEW WELDWOOD MOLDINGS

Sensational New Weldwood Moldings eliminate practically all face-nailing, counter-sinking and puttying. Matching wood veneer faces blend perfectly with Weldwood-Paneled rooms.

THE minute you see these new moldings you'll recognize their value. For here, at long last, are the ideal moldings for matching Weldwood paneling.

In addition to perfect match and perfect fit, these new moldings eliminate the need for almost all face-nailing, counter-sinking and puttying. All that's necessary is to nail the moldings themselves to the studding. Panels are held firmly and permanently, yet there's ample allowance for contraction and expansion.

Weldwood Moldings are made of extruded aluminum in 8' lengths to fit  $\frac{1}{4}$ " panels. Wood facings currently available are: oak, Korina, mahogany, walnut, birch, Prima Vera and maple.

There's a style for every requirement: outside corner, inside corner, cap strip and divider strip.

Look into this important new development. See for yourself how Weldwood Moldings cut cost and time required for the installation of Weldwood paneling. You'll get a better finished job at less cost on residential, commercial and fixture work when you specify the speed, ease and economy of Weldwood Moldings.

We'll be glad to send you samples and literature. Just write: United States Plywood Corporation, New York 18, N. Y.

## WELDWOOD Plywood

Weldwood Plywood and Mengel Flush Doors are products of  
**UNITED STATES PLYWOOD CORPORATION**      **THE MENGEL COMPANY**  
 New York 18, N. Y.      Louisville 1, Ky.

Distributing units in Baltimore, Boston, Brooklyn, Chicago, Cincinnati, Cleveland, Detroit, Fresno, High Point, Los Angeles, Milwaukee, Newark, New York, Oakland, Philadelphia, Pittsburgh, Rochester, San Francisco, Seattle. Also U. S.-Mengel Plywoods, Inc. distributing units in Atlanta, Dallas, Jacksonville, Louisville, New Orleans, Houston, St. Louis, Tampa. In Canada: United States Plywood of Canada, Limited, Toronto. Send inquiries to nearest point.

Weldwood\* Hardwood Plywood  
 Douglas Fir Weldwood  
 Mengel Flush Doors  
 Douglas Fir Doors  
 Overhead Garage Doors  
 Bonded Plywood  
 Armorply\* (metal-faced plywood)  
 Tekwood\* (paper-faced plywood)

Flexmet  
 Weldwood Glue\* and other adhesives  
 Weldtex\* (striated plywood)  
 Decorative Micarta\*  
 Flexwood\*  
 Flexglass\*  
 Firzite\*

\*Reg. U. S. Pat. Off.




Weldwood Plywood is made in both Interior and Exterior types, the former bonded with extended urea resins and other approved bonding agents; the latter with phenol formaldehyde synthetic resin.



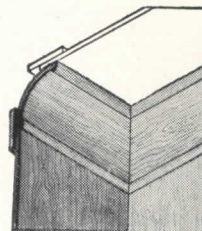
Weldwood Moldings are manufactured by Keller Products, Inc., Manchester, N. H., and distributed exclusively by United States Plywood Corporation.

### A FEW EXAMPLES OF HOW WELDWOOD MOLDINGS

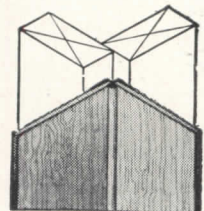
SPEED UP WORK



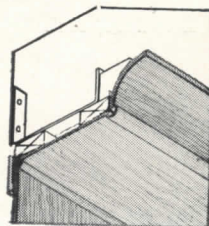
Outside Corner Detail



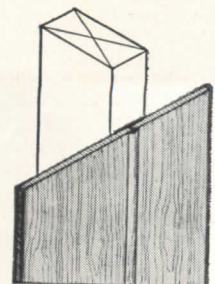
Divider Strip combined with Cove & Cap



Inside Corner Detail



Inside Corner, Outside Corner, combined with Cove - as light trough.



Divider Strip & Detail

# Thos. Moulding ANTICIPATES YOUR NEEDS WITH MANY SPECIAL FLOOR MATERIALS


When writing specifications that call for a special type of floor material or floor construction, look first to Thos. Moulding. You will frequently discover that Thos. Moulding has *anticipated* your needs... and is ready with a floor material that amply fulfills your requirements in every respect.

For example, a project may call for immunity to grease, or acids or other chemicals. Thos. Moulding satisfies such requirements with materials that also yield to no other floor in lustrous colorful beauty, underfoot comfort and all-around durability. Positive non-slip safety or exceptional durability may be secured without sacrificing other desirable floor properties. Sturdy industrial floors may be planned with due consideration for the human element... by providing workers with cheerful color, good light reflectivity and buoyant, non-tiring comfort.

Engineering considerations, such as the adequate, economical preparation of subfloors, are run-of-mill problems to Thos. Moulding. During eighty years in the building industry, Thos. Moulding has acquired an engineering outlook that translates your plans into on-the-job perfection. Acquaint yourself with the wide range of Thos. Moulding Floor Materials. Send for catalog to: THOS. MOULDING FLOOR MFG. CO., 165 W. Wacker Drive, Dept. AR-9, Chicago 1, Ill.

## Thos. Moulding FLOORS from Plastics

*This attractively banded floor of Thos. Moulding Chemproof Tile combines colorful beauty, comfort, durability... and immunity to chemical action. Pictured in laboratory of science building at St. Thomas College, St. Paul, Minn. Elsewhere in this building Thos. Moulding Acid-Resistant and Moultile floors are installed, Ellerbee & Co., Architects.*



### METAL FOR STORE FRONTS FULLY EXTRUDED ALUMILITED ALUMINUM

# Watercor



SEE OUR CATALOG IN SWEET'S


20  
5

FOR DETAILS WRITE

# Watercor

STORE FRONTS  
PROVIDENCE 9  
RHODE ISLAND

SO WE MADE 3 GYMS  
*in one!*



## HORN FOLDING PARTITIONS

## HORN FOLDING BLEACHERS

FOR COMPLETE INFORMATION WRITE

# HORN BROTHERS CO.


FORT DODGE, IOWA  
ESTABLISHED 1909




Diners relax in clean, warm comfort when Janitrol Unit Heaters are on the job. Operation is completely automatic, thermostat controlled.

*Whether TAVERN  
OR TOOL SHOP*

Employees work better, have fewer colds when Janitrol Unit Heaters keep plant interiors at uniform temperature regardless of outside weather.



*Janitrol* **GAS-FIRED**  
**UNIT HEATERS**  
**ANSWER EVERY**  
**HEATING PROBLEM**



Whether for plain industrial utility or for the comfort of patrons in shops, restaurants, or other places of entertainment, there's a type Janitrol Unit Heater to meet every individual heating requirement.

In addition to the suspended models shown above, some businesses prefer the floor model Janitrol which filters the circulated warm air.

Stores and other businesses with summer air conditioning systems that operate through duct work often use another type of Janitrol Unit Heater that utilizes the same duct work for heat distribution.

When you want clean, economical gas heat... for one room or a complete plant... Janitrol can meet your requirements and provide you with dependable performance.

Your Janitrol Dealer will gladly make a free heating survey for you... you'll find him listed in the classified section of your phone book.

*Janitrol*

A PRODUCT OF


**SURFACE COMBUSTION CORPORATION • TOLEDO 1, OHIO**

THIS ADVERTISEMENT IS CURRENTLY APPEARING IN NATIONAL MAGAZINES

# *Janitrol*


**THE COMPLETE  
UNIT HEATER LINE**

## **PROPELLER UNITS**




Thousands of these suspended type units are giving fine service year after year. Available in eight models from 50,000 to 225,000 Btu/hr. input ratings.

## **BLOWER UNITS**




Installed when it is necessary to deliver air at higher velocities, usually for industrial applications. Five models ranging from 75,000 to 450,000 Btu/hr. input ratings.

## **DUCT HEATERS**



Installed in air conditioning duct work to provide heating in cold weather and for air tempering jobs where air is circulated from a central blower. Same rugged construction as other Janitrol units.




## **HEAVY DUTY FLOOR UNITS**


Used for large heating requirements for direct heating or tempering of ventilating air for big floor areas. Sectional construction gives capacity ranges from 200,000 to 1,500,000 Btu/hr. input ratings.

## **FLOOR UNITS**

Can be used with diffuser or tied into existing duct work. Ideal for commercial installations where filtering of circulated air is important. Six compact models, 60,000 to 180,000 Btu/hr. input ratings.



**CONSIDER  
LIME  
PLASTER**



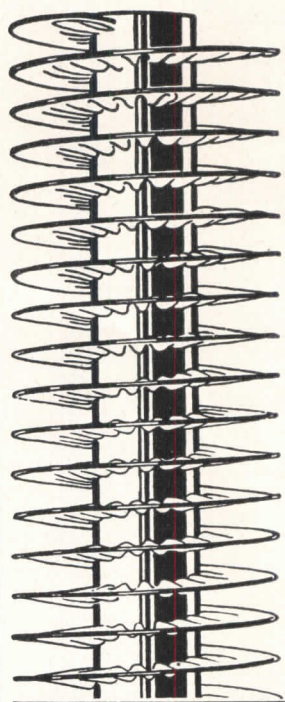
It does not rattle . . .  
 It does not buckle . . .  
 It does not come in modular sizes . . .  
 You don't nail it, screw it, suspend it. You don't fasten it TO your walls or ceilings . . . because it is PART of those walls and ceilings, an integral, monolithic part of the entire building.  
 To the DESIGNER, it fits willingly his every form of expression. The flat surfaces, the angular; the inside, the outside curves. And any decorative treatment may be achieved, to become an integral part of the whole.  
 To the OWNER it provides the satisfaction of a smooth, clean, joint-free job, that is vermin-proof, rodent-proof, fire safe and acoustically right. More economical in first cost than any "Substitutes", it is its long life that affords real life-long economy.  
 And for the best in fine finishing lime, remember Ohio Hydrate's brands:

"Ohio White Finish" and "Hawk Spread".  
 They are identical.  
 They have no equal.



**THE OHIO  
HYDRATE  
& SUPPLY  
COMPANY**  
 WOODVILLE  
OHIO

# AEROFIN



**FIN-TYPE COILS**  
 For  
**Fast, Efficient**  
**HEATING**  
*and*  
**COOLING**

*Write for  
Information*

**AEROFIN  
CORPORATION**  
 S. Geddes St. Syracuse 4, N.Y.

*Suntile* offers you both

- BETTER TILE
- BETTER INSTALLATION

For better tile—better installation, let us send you the name of an Authorized Suntile Dealer. He can show you real clay Suntile in 16 wall colors. Also impervious unglazed ceramic mosaic Suntile in 15 colors—and Suntile Camargos in 10 colors—in modular sizes. See Sweet's Catalog for complete details.

The  
**Cambridge Tile  
 Manufacturing Co.**  
 CINCINNATI 15  
 OHIO

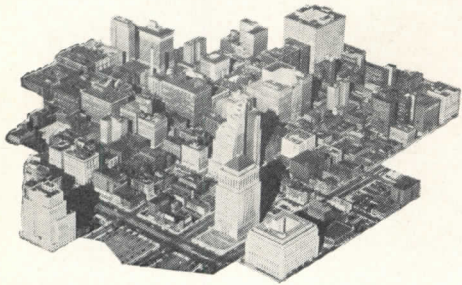
**COLOR BALANCED**

# Suntile

... Bright with color.  
 ... Right for life



# skylines ... by Otis



*St. Louis*, a queen city of the Mississippi Valley and eighth largest city of the United States, was founded in 1764 by fur trader Pierre Laclede Liqueur. It was intended to serve as a trading point with the Indians of the Mississippi-Missouri River system. Today, it is world renowned for its commerce, industry and patronage of the arts. Why are we interested in its skyline? 2,779 of St. Louis' 4,774 elevator installations are by Otis. Makes us feel famous, too.

## FASTER THAN UNCLE SAM!

English subwayites like to pick up time on the long stretches. The world's fastest moving stairways are the Otis Escalators in the Leicester Square Station of London's Underground. Their speed? Up to 180 feet a minute. That's twice as fast as any Escalator in the U.S.A. Why so fast? Their unusual length. They travel 162 feet during an 81 foot rise. Surprised?




## SUCH HEALTHY ARTERIES!

In a building? Yes. Traffic arteries. In St. Louis, a ten story addition to the distinguished Beaumont Medical Building increased elevator traffic from 11,500 passengers a week. Did this mean new elevators? No. Simply modernization. A new Otis scheduling system was added to the original three car installation. Result? Speeded-up service that keeps nicely in step with increased traffic.

## A 'TOUCH' OF STARTLING NEWNESS.

Otis again leads the way . . . this time with the magic of modern electronics to improve Signal Control operation. You can now summon an elevator by simply *touching*, not pushing, a plastic arrow in the landing fixture. The story of the world's first Electronic Signal Control Elevator installation is told with full color photographs in a new Otis Booklet. Write for Bulletin B-727-F



Otis service? Newly opened offices in Hagerstown, Maryland; Fall River, Massachusetts; Missoula, Montana, Reno, Nevada and Middletown, Ohio raise the total number of Otis offices in the United States to 257.



## ELEVATOR COMPANY

Home Office: 260 11th Ave., New York 1, N. Y.

"Escalator" is a registered trade mark of the Otis Elevator Company. Only Otis makes Escalators.



# HOMASOTE gets a letter

President  
Homasote Company  
Fernwood Road  
Trenton, New Jersey  
Dear Sir: —

Long Branch, New Jersey  
October 22, 1947.

I am one of 56 men who constructed and then lived in the Byrd Expedition buildings (at Little America, Antarctica for over a year in 1934-35) which were assembled from Homasote lined sections left over from the establishment of the first Little America in 1929. These sections were already the veterans of five years' storage in damp New Zealand warehouses, but were still so strong and easy to saw, fit, and assemble that we were considerably surprised. But when we had dug down to the old camp and found also that the Homasote in the original buildings was in perfect condition after one year of soaking in melted snow (1929-30) and five years under the terrific pressure of 20 feet of ice, we were completely sold. When other wallboards would have pulped, cracked or dissolved, Homasote remained firm and trustworthy insulation against blizzards and temperatures to minus 75!

I am not in the habit of using my few leisure hours to throw bouquets, I have too much to do, but I feel that merit deserves reward, so here goes — believe it or not, the above remarks are paled into obscurity by my present opinion of your fine product. When, as a technical observer, on the recently concluded Navy "Operation Highjump", I was one of the few who were privileged to dig down 12 feet to our old home 10 miles from the newest camp-site. I found the 18 year old Homasote in the walls and ceilings of the "Messhall" and "Science Lab" (the only buildings we could reach) absolutely unharmed by time, water, or cold. Hundreds of tons of ice had forced up the wood floors and pushed down the ceilings until they met in the center of the rooms, and puddles of ice everywhere evidenced the repeated freezing and thawing of the many seasons, but the walls were straight, unbuckled and scarcely stained.

Later, when our Expedition was leaving for its return to the States (February, 1947) and I had occasion to make one last run to the old camp to mark the entrances against the future, I hacked out a piece of the messhall wall to send to you for analysis. I am mailing it to you for whatever purpose you may wish to use it, and if you ever want me to convince some doubting customer of yours, just lead me to him. At least I can assure you that when at last I build the home I've been planning throughout several years of roaming the world, the insulation will emphatically be Homasote.

Yours sincerely,  
*Amory H. Waite, Jr.*

Amory H. Waite, Jr.  
Radio Engineer  
BAE II 1934-35 and 1946-47

P.S. I forgot one item. When I was carrying your specimen up the rope ladder from the whaleboat to the ship, it fell out of my pack and drifted away to sea. To my amazement its generation-old water-proofing qualities were still intact for it kept floating! Another boat speared it with a boat hook an hour later and returned it to me, punctured, but still definitely useable wallboard. The hole, therefore, is a badge of honor rather than a defect.

AHW



in **BIG SHEETS** up to 8' x 14'

**HOMASOTE COMPANY, Trenton 3, N. J.**

for permanence • beauty • satisfaction  
*specify...*



Made only by ELKAY

**STAINLESS STEEL SINKS**

Available from stock  
in 7 popular sizes . . . To  
fit any cabinet — or as a com-  
plete unit . . . Custom built in any  
size, shape or arrangement . . . No. 18  
Gauge Stainless Steel — satin finish for lasting  
beauty and easier cleaning . . . Seamless — one-  
piece bonded construction — no overlapping or soldered  
edges . . . Guaranteed to outlast any home or building.

1948 Sweet's Architectural File — 23/a6

**ELKAY MANUFACTURING CO.**  
1870 S. 54th AVENUE • CHICAGO 50, ILLINOIS  
Pioneer manufacturer of Stainless Steel Sinks — Est. 1920

- October 18-19-20 at the Bellevue-Stratford, Phila.
- Booth No. 42
- National Institute of Governmental Purchasing, Inc.



## An Invitation


To you we extend a  
cordial invitation to visit the  
Moleta Booth and to view  
a unique Color Show . . . a graphic  
demonstration of  
the quicker way, the better way  
to "the right color."

We look forward to greeting  
you at the MOLETA Booth.

150 beautiful colors are displayed in the  
MOLETA COLOR GUIDE . . . each tint shown  
on a large (9" x 15") page. Write for your copy,  
\$5.00, delivered anywhere in the U. S. A.

MONROE, LEDERER AND TAUSSIG, INC.  
606 N. American St., Phila. 23, Pa.


**Moleta** FLAT OIL PAINT  
ARCHITECTURAL The Truly Washable Paint




**HE** knocked down walls



**HE** practically rebuilt the equipment on the spot



**HE** saved time . . . cut costs with a  
**G-E CENTRAL PLANT  
AIR CONDITIONER**



Move a General Electric Central Plant Air Conditioner right through a 30" door. Smaller sizes can go through completely assembled . . . larger sizes in sections. Install it exactly where you want it. It's quick and easy because this G-E equipment is compact . . . and because its pre-matched sections can be arranged *28 different ways!*

This "building block" design applies to both the new vertical and horizontal models which cover a cooling range from .8 to 58 tons . . . and

a heating range from 28,100 to 1,310,000 Btu's per hour. A complete line of heating coils is available.

The G-E Central Plant Air Conditioner is light in weight but rigid and sturdy due to its welded sheet-steel construction. That means it's easy to handle, inexpensive to ship.

The free booklet offered in the coupon below will give you further details . . . or contact your G-E air conditioning representative for full information.

**GENERAL**  **ELECTRIC**  
*Better Air Conditioning*


General Electric Co.,  
Air Conditioning Dept., Sect. A8449  
Bloomfield, N. J.

Gentlemen: Please send me your free booklet on the new General Electric Central Plant Air Conditioners.

Name .....

Address .....

City..... State.....



## Performance COUNTS

Try Kimberly Drawing Pencils. See how quickly details and tracings respond to their crisp, opaque blacks. . . . Enjoy drafting at its best with Kimberly.

Use Multichrome's 50 brilliant colors. Make a few renderings . . . notice how easily the splendid colors can be handled . . . how satisfying are the results.

Here are distinctive pencils, correctly suited to every drawing purpose. Buy Kimberly and Multichrome from your dealer today.

**KIMBERLY DRAWING PENCILS**  
22 degrees, 6B to 9H, Tracing 1-2-3-4  
Extra B layout pencil

**MULTICHROME COLORED DRAWING PENCILS**  
50 brilliant colors  
Also 12-24-36-48 assorted colors to the box



*Makers of Fine Pencils since 1889*

**GENERAL PENCIL COMPANY**  
67-73 FLEET STREET . . . JERSEY CITY 6, N. J.

# HOLLOW METAL

5 ACRES OF ONE-FLOOR FACTORY  
designed for straight line, efficient production



*As specialists in the fabrication of bronze, aluminum, steel and stainless steel, we offer our services wherever hollow metal doors, interior trim, elevator enclosures, cold rolled mouldings and metal specialties are required.*

## JAMESTOWN METAL CORPORATION


104 Blackstone Avenue

Jamestown, N. Y.

## TRUE DIFFUSION

with the New  
AIR  
DIFFUSION

## HONEYWELL REGISTER



### SIX Important New Features!

1. Smart new functional design
2. No streaks on walls and ceilings
3. Installation costs drastically cut
4. Balancing becomes quick one man job
5. Branch quadrants eliminated
6. Manual shut-off aids fuel saving

## MINNEAPOLIS-HONEYWELL REGULATOR CO.

2600 FOURTH AVENUE SOUTH • MINNEAPOLIS 8, MINN.



# IMPRISONED for LIFE



In every concrete wall or floor and in every masonry wall in which Medusa Waterproofed Gray Portland Cement has been used, there is a water-repellent material imprisoned for a lifetime of service throughout every inch of the concrete or mortar.

Medusa Waterproofed Gray Portland Cement contains a water-repelling material that lines the capillaries, thus stopping capillary action that draws water into concrete or mortar. What's more, this water-repelling material can't chip, peel or crack. Water cannot enter, let alone pass through, any concrete, stucco or mortar in which this water-proofing material is imprisoned.

*\*Where Medusa Waterproofed Cements are not available, use Medusa Waterproofing Paste or Powder.*

This Medusa Water Proofing can be imprisoned without any unusual construction procedure. Medusa Waterproofed Cements, White or Gray, are used exactly as regular cements. With proper construction and good workmanship, they make a wall or floor that's safe from water damage. Specify Medusa Waterproofed Cements\*, White or Gray, for all concrete or mortar where water is, or may be, a problem. The additional cost is very small, only a fraction of correcting water troubles. For complete information, send the coupon below for literature on the use of Waterproofed Cements and Integral Waterproofing. This literature brings you up-to-date on assuring dry interiors for your clients.

**MEDUSA PORTLAND CEMENT COMPANY**  
1015-5 Midland Building Cleveland 15, Ohio  
"FIFTY-SIX YEARS OF CONCRETE PROGRESS"

Gentlemen: Please send me free literature on Medusa Waterproofed Cements and Integral Waterproofing.

Name .....

Address .....

City ..... State .....

Also made by Medusa Products Company of Canada, Ltd., Paris, Ontario

# CINCO *Sto-a-way* ALUMINUM COMBINATION SCREEN AND STORM SASH



- Harmonize with Modern and Traditional
- Provide extra Comforts and Conveniences
- Materially reduce Heating Requirements

CINCO *Sto-a-way* Windows are self-storing . . . end seasonal changing and storing of screens and storm sash . . . They provide year round, rainproof, draft-free, filtered-screen ventilation. They never need refitting . . . patented THERMOLOK\* Closure Frame assures permanent, weathertight fit by adjusting automatically to expansion, contraction and settlement . . . Models for all double-hung and casement windows.

*By specifying CINCO *Sto-a-way* Windows, you promise your clients the most in year 'round benefits . . . save them money on original heating equipment . . . you assure yourself that the utility of the house you have designed will actually be enhanced. Your clients are familiar with CINCO *Sto-a-way* through extensive national advertising. For your detailed information, consult Sweet's Files for Architects or write direct.*

## The Cincinnati Fly Screen Division of

THE F. C. RUSSELL COMPANY  
Department 1-AR98 • Cleveland 1, Ohio



World's Largest Manufacturer of Combination Windows

\*T.M. REG. APP. FOR ©TFCRC

# Lockwood

## IDENTIFIES QUALITY IN BUILDERS' HARDWARE

LOCKWOOD identifies its Builders' Hardware with this famous Trade Mark. You will find it on cylinder locks and keys, on mortise locks, on door closers . . . a symbol of enduring quality since 1882.

To the Architect the name LOCKWOOD also signifies a line of Builders' Hardware embracing all requirements, characterized by steady advancement in feature and design . . . and a company that never hesitates to give full and prompt co-operation.

We aim to keep it that way.

R-1

**LOCKWOOD HARDWARE MFG. COMPANY**


Division of Independent Lock Company

Fitchburg • Massachusetts

## When Planning for Drinking Water

### ... remember HAWS!

HAWS offers smart designs to harmonize with today's building, simplicity of installation and operation, sanitation and cleanliness for absolute safety in drinking water, and a complete line from which to make a selection to meet every particular drinking water requirement. So . . . when planning that building, remember you can depend upon HAWS for a drinking water fountain to solve your specific needs. Specify and insist on HAWS! Write today for descriptive literature.



# HAWS

## DRINKING FAUCET CO.

(Since 1909)

1441 FOURTH STREET  
BERKELEY 2, CALIFORNIA

Agents and Sales Representatives  
in All Principal Cities

**Ready for immediate Installation**  
***the revolutionary new***  
**ANTHRATUBE**

**Anthratube production has been stepped up  
to meet the greatly increased demand for  
worry-free Automatic Heating this winter**

**N**ow, with the Anthratube, your customers can have completely automatic heat without the worry about fuel shortages and yet save fuel dollars!

This all-in-one unit burns a plentiful, economical size of anthracite. It's completely automatic from bin feed to ash removal.

The Anthratube saves up to 38% on fuel bills because its proved efficiency is over 80%. Its compact design... built-in "heat slinger" and other revolutionary features... give it quicker response and superior performance compared with ordinary types of heating units.

Your customers want clean, comfortable, economical, worry-free heat—and plenty of it! *Now you can give it to them with the Anthratube!*

*For more information on the  
Anthratube write directly to us or  
to one of the Anthracite Institute  
approved manufacturers.*

**APPROVED MANUFACTURERS  
OF THE ANTHRATUBE**

AMERICAN BOILER WORKS CO.  
Erie, Pa.

AXEMAN-ANDERSON COMPANY  
Williamsport, Pa.

BETHLEHEM FOUNDRY  
& MACHINE CO.  
Bethlehem, Pa.



**ANTHRACITE INSTITUTE**

101 Park Avenue

• New York 17, N. Y.

# PERMANENT

There is no method of hanging windows so trouble-free as the cord, weight and pulley method — it has been time tested and proven in service. No adjustments, no metal to metal contacts — therefore no noise, no early replacements, nothing to get out of order. Proper installation using Spot Sash Cord means a lifetime of service, reasonable installation cost and avoidance of expensive replacement.

Specify Spot Sash Cord — identified by the colored spots, our trademark (Reg. U. S. Pat. Off.)

## SPOT sash CORD



SAMSON CORDAGE WORKS • BOSTON

## How to plan and design industrial structures

THIS outstanding book spotlights the engineering principles and procedures that underlie the vital planning — and designing — of industrial structures. It brings you specific help on choice and use of materials . . . discusses fabrication and construction methods . . . illustrates good practice in building with steel, wood and concrete.



## PLANNING INDUSTRIAL STRUCTURES

By CLARENCE W. DUNHAM

Consulting Structural Engineer for the New York Office of the Anaconda Copper Mining Company

481 pages, 6½ x 9½, \$6.00

STEP by step, this book outlines planning procedure — points out the factors you must evaluate in considering location . . . general size and shape . . . and the kind of service for which a structure is designed. It illustrates planning that insures proper lighting and ventilation — answers problems of foundations for heavy machines — discusses typical construction for floors, walls and roofs.

### 16 helpful chapters:

- General Planning of Structures
- Exploration of the Site
- Daylighting Industrial Plants
- Electric Lighting and Power
- Ventilation
- Roofs • Floors
- Walls and Partitions
- Steel Mill Building
- Multistory Steel Buildings
- Concrete Structures
- Wooden Structures
- Foundations
- Machinery Foundations
- Miscellaneous Considerations and Structures
- Some Lessons in Structural Planning

### Helps develop your engineering judgement

Complete with illustrations, charts and diagrams, the book enables you to "create" industrial structures, and others, that are sound, practicable and durable.

### SEE IT 10 DAYS FREE

McGraw-Hill Book Co., 330 W. 42 St., N. Y. C. 18

Send me Dunham's **Planning Industrial Structures** for 10 days' examination on approval. In 10 days I will send \$6.00, plus a few cents postage, or return the book postpaid. (Postage paid on cash orders.)

Name .....

Address .....

City and State .....

Company .....

Position ..... AR-9-48

## Planning a Jail or Prison?



**Talk to Stewart first**


● Stewart engineers have a background of more than sixty years experience in designing and building penal institutions from village lockups to federal penitentiaries. It will pay you to talk over your plans with them. Layouts and estimates for new construction or remodeling will be sent on receipt of specifications. Stewart Nonclimbable Chain Link Wire Fence is used extensively for jail yards and exercise areas. Write for jail specification brochure. Available to architects only.



**THE STEWART IRON WORKS CO., Inc.**  
1565 Stewart Block  
CINCINNATI 1, O.  
Experts in Metal Fabrications since 1886



Cat. No. 388 — Downlight  
Price \$22.00




Cat. No. 1591 — Lekolite  
Price \$55.00

**CENTURY offers every phase of lighting equipment for the stage and auditorium including Fresnelites, Borderlights, Footlights, Dimmers, Exit Signs, Beam Light Projectors, Projectolites and Recessed Lens Units.**

Stanley McCandless, associate professor of lighting, School of Fine Arts, Yale Univ., and development engineer for Century Lighting Company, has prepared an instructive folder "Lighting the School Auditorium and Stage" which will be mailed on request.

CENTURY Lighting Equipment is ENGINEERED Lighting Equipment.  
**CENTURY LIGHTING Inc.**  
419 West 55th Street, New York • 626 N. Robertson Blvd., Los Angeles

**CONNECTICUT IN CALIFORNIA** . . . Authentic colonial saltbox reproduced in exact detail by the Bel Air Building Company of Los Angeles. Now on exhibition — this prime example of 17th century architecture features that prime 20th century work-saver . . . a “New Freedom Gas Kitchen”\*!



*Wherever there's  
news in building  
there's a*

# “NEW FREEDOM GAS KITCHEN”



“NEW FREEDOM GAS KITCHEN” . . . Compact, cozy — it's as delightful to dine in as it is easy to work in. You can see the shining new automatic Gas range built to “CP” standards, the big 8-foot Servel Gas refrigerator. Unseen — but equally work-saving — is the automatic Gas water-heater which supplies the right quantity and quality hot water to the automatic sink.

\*Cert. Mark, Amer. Gas Assoc., Inc.

Here they are . . . the four simple requirements that make every “New Freedom Gas Kitchen” a best seller



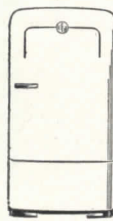
1.

**START** with one of your best step-saving kitchen designs.




2.

**SPECIFY** a new automatic Gas range built to “CP” standards.



3.

**PUT IN** a silent trouble-free Servel Gas refrigerator.



4.

**PROVIDE** constant hot water from an automatic Gas water-heater.

**FROM EVERY ANGLE** a “New Freedom Gas Kitchen” smooths your way! Makes designing easier, if you're an architect . . . because new Gas appliances fit smartly into any size or type of layout. Makes your financial risk smaller, if you're a builder . . . because banks, as well as prospective buyers, recognize the

higher re-sale value of a house with new super-quality, super-modern Gas equipment. For more details on how to use and profit by the nation-wide “New Freedom Gas Kitchen” program — see your local Gas company or write direct to:  
AMERICAN GAS ASSOCIATION, 420 Lexington Ave., New York 17, N. Y.


# INDEX TO ADVERTISEMENTS

MANUFACTURERS' PRE-FILED CATALOGS  
Symbols "a", "b", and "e" indicate that catalogs of firms so marked are available in Sweet's Files as follows:

a—Sweet's File, Architectural, 1948  
b—Sweet's File for Builders, 1948  
e—Sweet's File, Engineering, 1948

|   |           |  |           |   |             |
|---|-----------|--|-----------|---|-------------|
| abe Adam, Frank Electric Co.                | 37        | a Fleur-O-Lier Manufacturers               | 25        | ab National Oak Flooring Mfrs. Assn.            | 154         |
| Aerofin Corporation                         | 232       | abe Flinkkote Company                      | 2nd Cover | a Nesbitt, John J., Inc.                        | 243         |
| Alan Wood Steel Company                     | 30        | ae Flynn, Michael Mfg. Co.                 | 207       | ae Norton Company                               | 217         |
| a Alberene Stone Corporation                | 188       | a Formica Insulation Co.                   | 244       |   |             |
| ae Aluminum Company of America              | 159       | Fremont Rubber Company                     | 180       | Ohio Hydrate & Supply Co.                       | 232         |
| ae American Abrasive Metals Co.             | 184       | Frink Company                              | 214       | ae Okonite Company                              | 219         |
| ae American Acoustics, Inc.                 | 204       | ae Frick Corporation                       | 44        | Olsonite Plastics Division                      | 35          |
| a American Air Filter Co., Inc.             | 54        |  |           | ae Otis Elevator Company                        | 233         |
| a American Brass Company                    | 8-9       | General Aniline & Film Corp.               | 1         | be Owens-Illinois Glass Co.                     | 181         |
| ae American Flange & Mfg. Co.               | 189       | General Controls                           | 226       | Ozalid Products Division                        | 1           |
| American Gas Association                    | 241       | abe General Electric Co.—Air Conditioning  | 235       |   |             |
| American Radiator & Standard Sanitary Corp. | 157       | a General Electric Co.—Lamps               | 173       | a Petroleum Heat & Power Company                | 171         |
| American Steel & Wire Company               | 13        | e General Electric Co.—Wiring              | 163       | abe Pittsburgh Plate Glass Company              | 66-223      |
| abe American Structural Products Co.        | 181       | General Pencil Company                     | 236       | ae Pittsburgh Steel Products Co.                | 169         |
| a American Tile & Rubber Co.                | 166       | a General Portland Cement Co.              | 194       | Plywood, Inc.                                   | 172         |
| ae Anaconda Copper Mining Co.               | 8-9       | a Georgia Marble Company                   | 12        | a Powers Regulator Company                      | 79          |
| Anthrax Institute                           | 239       | a Grasselli Chemicals Department           | 222       | ab Pryne & Co., Inc.                            | 188         |
| Arabal Manufacturing Co.                    | 208       | ae Grinnell Company, Inc.                  | 57        |   |             |
| Architectural Record                        | 19        | Guth, Edwin F. Company                     | 65        |   |             |
| ae Armstrong Cork Company                   | 68-69     |  |           | a Radio Corporation of America                  | 227         |
| a Arrow-Hart & Hegeman Electric Co.         | 183       | Haws Drinking Faucet Co.                   | 238       | abe Revere Copper & Brass, Inc.                 | 36          |
| a Asbestone Corporation                     | 14        | a Haynes Products Company                  | 214       | ab Reynolds Metals Company                      | 67-155      |
| Asphalt Roofing Industry Bureau             | 48        | ae Hendrick Manufacturing Co.              | 224       | Rice Engineering Company                        | 58-59       |
|   |           | a Herring-Hall Marvin Safe Co.             | 74        | ab Richmond Radiator Company                    | 67          |
|   |           | Hidden Talent Competition                  | 72-73     | ae Robertson, H. H. Company                     | 43          |
| ab Barber-Colman Co.                        | 178       | a Hillyard Sales Co.                       | 224       | a Roddis Lumber & Veneer Co.                    | 165         |
| a Bethlehem Steel Company                   | 34        | b Homasote Company                         | 234       | a Rotary Lift Co.                               | 216         |
| Bigelow Sanford Carpet Co.                  | 20        | a Horn Brothers Co.                        | 230       | ae Ruberoid Co.                                 | 80          |
| b Bird & Son, Inc.                          | 164       | Hotel Cleveland                            | 190       | ab Russell, F. C. Company                       | 218-238     |
| a Blank, Frederic & Co., Inc.               | 201       |  |           |   |             |
| Blodgett, G. S. Co., Inc.                   | 160       | a Imperial Brass Mfg.                      | 6         | ab Samson Cordage Works                         | 240         |
| Books                                       | 218-228   | ab Independent Lock Co.                    | 238       | a Sanymetal Products Co., Inc.                  | 175         |
| Brass & Bronze Ingot Institute              | 27        | a Infra Insulation, Inc.                   | 185       | Sarcotherm Controls, Inc.                       | 21          |
| Briggs Manufacturing Co.                    | 64        | a Inland Steel Products Co.                | 161       | a Seaporcel Porcelain Metals, Inc.              | 209         |
| ab Bruce, E. L. Co.                         | 24        | In-Sink-Erator Mfg. Co.                    | 190       | ab Servel, Inc.                                 | 192-193     |
| a Bryant Electric Company                   | 56        | ab Insulite Division                       | 29        | ab Sisalkraft Co.                               | 206         |
| Burnham Corporation                         | 210       | a International Business Machines Corp.    | 52        | a Sloan Valve Company                           | 4th Cover   |
| ae Burt Mfg. Co.                            | 214       | a International-Van Kannel Revolving Doors | 191       | a Smith, H. B. Co., Inc.                        | 148         |
| Byers, A. M. Co.                            | 4         |  |           | a Smithcraft Lighting Division                  | 16          |
|   |           | a Jackson & Church Co.                     | 204       | Solar Light Mfg. Co.                            | 206         |
| ab Cabot, Samuel, Inc.                      | 216       | a Jamestown Metal Corp.                    | 236       | a Speakman Company                              | 200         |
| a Cambridge Tile Mfg. Co.                   | 232       | ae Johns-Manville                          | 208       | a Stanley Works                                 | 55          |
| ae Carrier Corporation                      | 225       | Jones Metal Products Co.                   | 224       | ae Stewart Iron Works Co., Inc.                 | 240         |
| Case, W. A. & Son Mfg. Co.                  | 3rd Cover | ae Josam Mfg. Co.                          | 31        | ab Streamline Pipe & Fittings Company           | 215         |
| a Ceco Steel Products Corp.                 | 2-3       |  |           | a Superior Fireplace Company                    | 228         |
| abe Celotex Corporation                     | 145       | ae Keasbey & Mattison Company              | 150       | Surface Combustion Corp.                        | 231         |
| a Century Lighting, Inc.                    | 240       | Koh-I-Noor Pencil Company, Inc.            | 41        | a Swedish Crucible Steel Company                | 35          |
| a Cheney Flashing Co.                       | 226       |  |           |   |             |
| ae Church, C. F. Mfg. Co.                   | 157       | L.C.N. Door Closers                        | 78        | ae Taylor, Halsey W. Co.                        | 228         |
| ab Cincinnati Fly Screen Division           | 238       | Lally Column Company                       | 187       | ab Thrush, H. A. & Co.                          | 205         |
| ab Clayton & Lambert Mfg. Co.               | 162       | abe Libbey-Owens Ford Glass Co.            | 40        | abe Tile-Text Company, Inc.                     | 38-39       |
| Cole Valve Co.                              | 70        | Lincoln Electric Company                   | 153       | Timber Engineering Company                      | 206         |
| Colorado Fuel and Iron                      | 204       | ab Lockwood Hardware Mfg. Co.              | 238       | Touch-Plate Distributors, Inc.                  | 186         |
| Connor Lumber & Land Co.                    | 202       | one Lon Star Cement Corp.                  | 216       | a Trinity Portland Cement Division              | 194         |
| Connor, W. B. Engineering Corp.             | 199       | Lucke, W. B., Inc.                         | 202       |   |             |
| ae Cork Insulation Co., Inc.                | 187       |  |           | Union Carbide & Carbon Corp.                    | 213         |
| ae Coyne & Delany Co.                       | 208       | a Macomber, Incorporated                   | 156       | a United States Gypsum                          | 75          |
| b Crane Co.                                 | 167       | ae Mahon, R. C. Co.                        | 61        | ab United States Plywood Corp.                  | 17-229      |
| ab Cuprinal Division                        | 210       | a Maple Flooring Mfrs. Assn.               | 203       | United States Rubber Company                    | 42          |
| a Curtis Companies Service Bureau           | 53        | a Martin-Parry Corp.                       | 45        | ae United States Steel Corporation Subsidiaries | 13-198      |
| a Cutler Mail Chute Co.                     | 212       | a McGraw-Hill Book Co.                     | 240       | a Universal Atlas Cement Company                | 198         |
|   |           | McQuay, Inc.                               | 15        | a Universal Corporation                         | 211         |
| ab Darworth, Inc.                           | 210       | a Medusa Portland Cement Co.               | 237       |   |             |
| ae Day-Brite Lighting, Inc.                 | 146-147   | a Mengel Company                           | 229       | a Van Range, John Co.                           | 174         |
| abe Detroit Steel Products Company          | 195       | a Metal Tile Products Co., Inc.            | 170       | a Vonnegut Hardware Co.                         | 221         |
| ae Dravo Corporation                        | 158       | Michaels Art Bronze Co.                    | 18        | a Vulcan Radiator Company                       | 226         |
| ae C. A. Dunham Co.                         | 220       | Miller Company                             | 11        |   |             |
| a Du Pont de Nemours & Co.                  | 222       | ab Minneapolis-Honeywell Co.               | 236       | ae Wakefield, F. W. Brass Company               | 210         |
| a Dwyer Products Corp.                      | 182       | ab Minnesota & Ontario Paper Co.           | 29        | a Webster, Warren & Co.                         | 186         |
|   |           | Monroe, Lederer & Taussig, Inc.            | 234       | a Weis, Henry Mfg. Co.                          | 179         |
| a Elkay Manufacturing Co.                   | 234       | a Moulding, Thos. Floor Mfg. Co.           | 230       | a Westinghouse Electric Corporation             | 22-23-62-63 |
| Electric Storage Battery Co.                | 60        | ab Mueller Brass Co.                       | 215       | a Westinghouse Elevator Division                | 196-197     |
| Electro Metallurgical Co.                   | 213       |  |           | ae Wickwire Spencer Steel Division              | 204         |
| a Ellison Bronze Co.                        | 176       | ab Natcor Store Fronts                     | 230       |   |             |
| Employment Opportunities                    | 220-222   | ab National Chemical & Mfg. Co.            | 212       |   |             |
| a Erie Enameling Company                    | 168       | ae National Gypsum Company                 | 177       |   |             |
|   |           |  |           | ae York Corporation                             | 46-47       |
| Faber, A. W.-Castell Pencil Co., Inc.       | 71        |  |           |   |             |
| ae Facing Tile Institute                    | 49        |  |           |   |             |
| Fedders-Quigan Corporation                  | 212       |  |           |   |             |
| a Federal Electric Products Co.             | 33        |  |           |   |             |
| ae Federal Enterprises, Inc.                | 76-77     |  |           |   |             |
| a Fir Door Institute                        | 32        |  |           |   |             |
| a Fitzgibbons Boiler Company                | 202       |  |           |   |             |
| a Flagg, Stanley G. & Co., Inc.             | 50-51     |  |           |   |             |

NEW YORK—H. Judd Payne, Publishing Director; Robert F. Marshall, Business Manager; Tom Tredwell, Advertising Mgr.; Benton B. Orwig, Creative Service Manager; M. A. Murphy, Advertising Production Manager, 119 West 40th Street; BOSTON—Harry M. Horn, Jr., 855 Park Square Bldg.; CHICAGO—C. B. Riemersma, Robert T. Franden, John M. Cogan, 700 Merchandise Mart; CLEVELAND—John C. Jackson, 321 Hanna Bldg.; DALLAS—O. O. Paulsell, 412 Construction Bldg.; LOS ANGELES—Bob Wettstein, Room 816, 816 West 5th St.; PHILADELPHIA—Tom Tredwell, 1321 Arch St.; PORTLAND—Bob Wettstein, 3325 N. E. Maywood Court; SAN FRANCISCO—Bob Wettstein, 1003 TWA Bldg., 240 Stockton St.; SEATTLE—Bob Wettstein, Seaboard Bldg.



—“I RECOMMEND NESBITT CONVECTORS BECAUSE:—

*. . . they do a better heating job and are so easy, therefore less expensive, to install. Our men can connect them to steam or hot water systems without even removing the heating element.”*

ALBERT ELLIS, JR.  
Albert Ellis Company  
Moorestown, N. J.

*Nesbitt Convectors in the home of  
Mr. and Mrs. C. R. Williams, Jr.,  
Moorestown, N. J.*



The modern home deserves better than old-fashioned radiators, in performance as well as appearance. Nesbitt Convectors match both needs. Installed free-standing or semi-recessed, they conform to good decor. Their advanced principle of convected air gives better heat distribution.


Nesbitt Model U Convectors are easily obtainable from wholesalers' stocks in twenty sizes to meet every normal requirement. Each one is assembled within a protective carton and weighs one-quarter as much as equivalent cast-iron radiation. A boon to contractors, both in dollars and in good will.

*Nesbitt Model U Convectors are mass-produced to quality standards for greatest economy. Heights, 20" and 24"; lengths, 20" to 64"; capacities, 18.5 to 71 E.D.R. Universal cabinet, prime-coated in gray. One heating element for steam or hot water. One type headers for all needs. Dampers available. Pub. 252.*

**NESBITT**  
**CONVECTORS**

*Sold Exclusively Through Plumbing and Heating Wholesalers*

**A product of JOHN J. NESBITT, INC., State Road and Rhawn Street, Philadelphia 36, Pa.**



Beauty Bonded  
**FORMICA**  
Reg. U. S. Pat. Off.

at Home with People  
 at Work in Industry

Primavera and Red Gum Formica Realwood\* Rex Theatre Havana, Cuba, Manuel Alvarez, decorator and fabricator, Casa Rex-Tone Formica distributor.  
 \*Trade Mark Reg. U.S. Pat. Off.

*When a show place is a "go place"*

Neither "Bingo," "Dish Nite," nor a double feature can stimulate box office traffic like the Architect who designs or redesigns the theater.

Beauty Bonded Formica is at home with people in theaters the world over—extending a warm invitation to the movie goer to relax amid the

colorful luxury of friendly Formica surroundings.

No other material can duplicate Formica's wide range of colors and designs—nor better absorb the punishment of careless crowds.

In public buildings, institutions, and in the home, Formica has long

been a dependable favorite of the Architect. It removes the limitations of his imagination — lends itself to progressive design.

Check Formica's Catalog in "Sweets." Write for a supply of "You and Beauty Bonded Formica," a new folder you'll want for your clients. Formica, 4632 Spring Grove Ave., Cincinnati 32, O. Copyright 1948, Formica, Cinti., O.