

What happens to your drawings?

Is one drawing enough, or do you need copies?

Place your drawing on any one of the many Ozalid sensitized materials, feed it into the Ozalid machine, and you will have a positive (not negative) copy, dry-developed and ready to use, in a matter of seconds!

Do you change or make additions to originals?

Instead of altering or changing your original, do it on a translucent Ozalid print. You can then combine as many changed prints as you wish by putting them on transparent Ozalid film, overlaying them on a sheet of Ozalid sensitized paper, and processing!

Do you want drawings on different weight papers?

Ozalid papers are available in light, standard, and heavy weights. You can even make Ozaprints with reproductions on both sides of the sheet!

Do you want color coded drawings?

Reproduce your drawings on Ozalid papers in black, blue, red or sepia on white or tinted backgrounds. Color code prints for different departments . . . color code different circuits, dissimilar lines or symbols, etc. for greater clarity.



Do you need extra masters?

Make translucent Ozalid Intermediates directly from your tracings for use as "masters" in your printmaking. This saves the original . . . provides "masters" for different departments, branches, con-

tractors, etc. (Ozalid Intermediates are actually better to print from than originals. They increase line density; can be made on new Ozalid plastic surfaces, impervious to stain and smudge.)

If you make drawings—or use them—Ozalid can save you time and money. Write today, and learn more about *how* Ozalid can tighten up lost time and money in your field.

ALL OZALID PRINTS PRODUCED IN SAME MANNER

- ★ No tie-ups when you shift from one type of print production to another. Simply choose your Ozalid material . . . and your Ozalid Streamliner exposes and dry develops it. Standard work prints are produced in 25 seconds.
- ★ Your drawings can be up to 42 inches wide, any length. Roll stock or cut sheets can be used. (Special machines accommodate 54" wide drawings.)
- ★ You—or anyone else—can be the operator. A few hours and you're an "expert."
- ★ See *all* the Ozalid prints you make from any drawing . . . and learn full story. Mail coupon today.



DEPT. NO. 1
OZALID A Division of General Aniline & Film Corp., Johnson City, New York


Gentlemen: Please send free copy of Ozalid Streamliner booklet illustrating all types of Ozalid prints.

Name _____ Position _____

Company _____

Address _____

Ozalid in Canada—Hughes Owens Co., Ltd., Montreal



Brothers *under*

This is the story of two brothers.

It has its beginning in a Northern province of Czechoslovakia. Two small boys were sprawled on the banks of the broad Elbe River. This afternoon was not unlike many others. For often they sat by the river and talked, sometimes until sundown.

"I'm going to be rich when I grow up," Karol would vow. "I'll own much land . . . and everyone will point to me and say, 'There is Karol Mahacek. He is the richest man in all Czechoslovakia.'"

Then Jan would watch for that familiar look of determination he had seen so many times on his brother's face. He would see his dark eyes growing larger and brighter, shining already with the happiness the future promised. And he would nod at his brother. Yes, Jan thought, Karol is smart. Yes, Karol will be rich some day.

But Jan, too, had dreams . . . dreams he dare not even tell. For Karol would surely think them strange. So he said nothing. He just sat there and looked out into the horizon. Somewhere beyond the Elbe there was an ocean . . . and beyond that? Well, some day he would know.

Old Eduard Mahacek considered his sons—what the future held for them. He even prophesied it many times.

"Jan is a dreamer. He is the one with imagination, but he is not as ambitious as Karol."

Yes, even at an early age, Karol was marked for success.

As for Jan, well, maybe it was an accident that he happened to be on the village dock when a river boat stopped for cargo. Maybe it was fate when on an impulse he took a job on the boat and found his way to the sea, to a different way of life—for Jan came to America.

It wasn't easy for him, at first, this new world. He used to write home about the strange American ways. Yet, there was always something wonderful to tell. He was making progress. He had a good job—good pay.

But Karol's letters were different—filled with uncertainty. He couldn't save to buy the land he promised himself he'd one day own.

What does the story of these two brothers mean—and why are their lives so different today? For Jan Mahacek faces the future with confidence—owns his own home—a car—his family is well fed, well clothed.

While Karol is a man without hope—his family ill clothed, ill fed—no home of their own.

The answer is simple, for both are *symbols* of America and Europe. Actually, there is no difference in the people here and there. ***We are all brothers under the skin.*** Like Jan and Karol, we are Czechs, or we're English, French, German, Spanish, Finnish, Norwegian, Polish, Italian . . . just as people are there. We are the same people, with the same blood, the same native ability. But there is *one* essential difference . . .

the Spirit

Here in America, we have the opportunity—the privilege to use to the fullest our native ability.

Much has been said about the production genius of America. And who will deny it? But that power to produce far beyond the record of any nation on earth would never have blossomed into its present greatness if the individual in America had not had the chance to expand his individual talents to produce. Yes, here in America, all have been free to express themselves, to use and to develop talent and ability. This freedom to grow and build for the future isn't something to be considered lightly. It is something that all of us must guard, even with life itself.

Yet, in the abundance that surrounds us, we sometimes forget. We forget that with all this comes an obligation—an obligation to WORK. For, if we do not work to preserve it, we do not deserve it. This great productive power of America grew because of work, became the great thing it is because men bent to the task to accomplish an end.

Today, there are forces at work to hold back the high productive ability of America. A false creed is abroad. Some put it this way—"Hold back effort — do only an average job — regulate things." It all has a familiar ring—it is a creed of trading individual opportunity for false promises of future security.

Here at Ceco, we do not accept this creed of leveling of effort, for we believe in full opportunity for the individual. We know what all-out unharnessed production can accomplish. In this past year, for example, we have seen the building industry, unhampered by fewer controls, roll up one of the most impressive records in the history of the industry. Ceco salutes construction men

for the job they are doing. Their accomplishments represent the American way of doing things, and we believe in the American way to solve our problems, to provide a more abundant life, to curtail shortages, to drive down prices.

Yes, the way to do this is to work. ALL must work MORE—not be content to be average. Management must work at managing. Labor must work to produce—give a full day's work for a full day's pay. We must constantly produce, create more things instead of less, reduce overall costs per unit—justify high wages. The will to work can drive down costs and prices, drive up production which labor and management both need to stay prosperous.

We believe in the right of each man to work for greater opportunity. We believe in the individual's pride in his work and we believe in the importance of the individual's contribution to the task as a whole. We believe in a "two-way traffic" in ideas on how to do the job better. In four years, Ceco has had over 3200 suggestions from shop and office on how to improve product and service.

In all aspects of Ceco's work, we strive for meticulous attention to the little things, because we believe no product is better than the perfection of the smallest detail.

We like to sum it all up in an ideal which best describes the way Ceco and all of its people work in seeking production excellence . . .

"NO TASK IS TOO SMALL,
NONE TOO LARGE,
TO RECEIVE EXACTING CARE.
IN ALL,
ENGINEERING EXCELLENCE
IS THE CECO CREED."



PARTIAL LIST OF CECO PRODUCTS • STEEL WINDOWS AND DOORS • METAL SCREENS • ALUMINUM STORM WINDOWS • ALUMINUM COMBINATION STORM AND SCREEN UNITS • METAL LATH • STEELFORMS • REINFORCING STEEL • STEEL JOISTS AND ROOF DECK • ATTIC AND ROOF VENTILATORS

CECO STEEL PRODUCTS CORPORATION


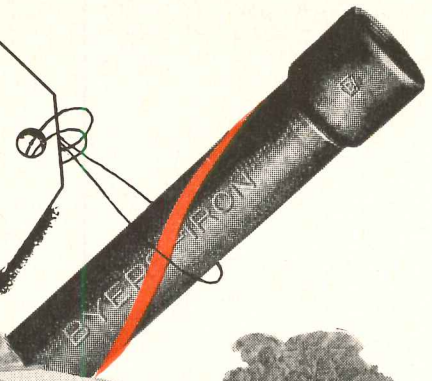
GENERAL OFFICES: 5601 West 26th Street, Chicago 50, Illinois

Offices, warehouses and fabricating plants in principal cities



**OHIO
SOLDIERS & SAILORS
ORPHAN'S HOME**

Xenia, Ohio
D. A. Carmichael, Architect
R. S. Curl & Associates, Engineers
Huffman-Wolfe Co., Contractors



*Curbing Corrosion
in 5 vital
services*

**Byers
Wrought Iron Pipe**



In this group of ten cottages and a recreational building, the designers recognized the importance of building for *durability*, as a hedge against high maintenance costs. The hot water lines, the cold water lines, the vents and drainage lines under 2-inches, and the condensate returns in the heating tunnel were all specified "wrought iron". Byers Wrought Iron pipe was installed. Of equal importance—*wrought iron nipples* were used in all these lines, so no "weak links" would be present.

SUPPORTED BY EXPERIENCE

The selection of wrought iron pipe for these services follows sound and established engineering practice, and is supported by service records. Surveys made in a number of areas have shown wrought iron pipe in plumbing and heating services still serving after

30, 40, and even 50 years. In many instances, the wrought iron pipe had replaced pipe made of ordinary material, which had failed in a fraction of that time.

WHY WROUGHT IRON LASTS

Wrought iron's unusual service qualities come from its unusual two-component character, which is duplicated in no other material. Tiny threads of glass-like silicate slag, distributed through the body of high-purity iron, halt and "de-tour" corrosive attack. The fibers

also help to anchor the initial protective scale, which shields the underlying metal.

Our bulletin, "Wrought Iron for Piping Services" reviews the corrosive conditions encountered in various applications, and reports engineering experience with wrought iron. Ask for a copy.

A. M. Byers Co., Pittsburgh, Pa. Established 1864. Boston, New York, Philadelphia, Washington, Atlanta, Chicago, St. Louis, Houston, Salt Lake City, Seattle, San Francisco. Export Division: New York, N. Y.

CORROSION COSTS YOU MORE THAN WROUGHT IRON

BYERS

**GENUINE WROUGHT IRON
TUBULAR AND HOT ROLLED PRODUCTS**

ELECTRIC FURNACE QUALITY ALLOY AND STAINLESS STEEL PRODUCTS

ARCHITECTURAL RECORD



Copyright 1949 by F. W. DODGE CORPORATION, with all rights reserved • Publishing Director, Magazine Division, H. Judd Payne • EDITORS: Editor-in-Chief: Kenneth Kingsley Stowell, A.I.A.; Managing Editor, Emerson Goble; Senior Associate Editor Douglas Haskell; Associate Editors, Robert E. Fischer,

Florence A. van Wyck; Contributing Editor, Arthur McK. Stires; Western Editor, Elisabeth Kendall Thompson; Special Editorial Representative, Western Section, William C. Rodd; Associate in South America, Edmund J. Whiting, A.I.A. • ART DEPARTMENT: Myron S. Hall, 3rd, Director; Frances Torbert, Assistant; Sigman-Ward, Drafting • CONSULTANTS: Industry Relations Consultant, Thomas S. Holden; Statistical Consultant, Clyde Shute; Building Economics Consultant, Norbert Brown; Field Research Consultant, Clifford Dannels, Jr.

Architectural Record (combined with American Architect and Architectural) is published monthly by F. W. Dodge Corporation, 10 Ferry St., Concord, N. H., with Editorial and Executive Offices at 119 West 40th Street, New York, N. Y. Western Editorial Office, 2813 Channing Way, Berkeley, Calif. Thomas S. Holden, Pres.; Howard J. Barringer, Vice-Pres. and Treas.; Irving W. Hadsell, Vice-Pres.; Chauncey L. Williams, Vice-Pres.; Sanford D. Stockton, Jr., Secy.; Walter F. De Saix, Asst. Treas.; Edwin H. Freed, Asst. Treas. Member Audit Bureau of Circulation and Associated Business Papers, Inc. Architectural Record is indexed in Reader's Guide, Art Index, Industrial Arts Index and Engineering Index. Subscription rates: United States and Possessions, Canada, Cuba, Mexico, Central and South America, and Spain, \$4.50 the year, \$7.50 for two years, \$9 for three years; elsewhere, \$6.50 the year, \$11.50 for two years, \$15 for three years. Single copy, \$1. Circulation Manager: Marshall T. Ginn. Every effort will be made to return material submitted for possible publication (if accompanied by stamped, addressed envelope), but the editors and the corporation will not be responsible for loss or damage. Other Dodge Services: Real Estate Record & Builders' Guide, Sweet's Files, Home Owners' Catalogs, Dodge Reports & Dodge Statistical Research Service.

ART IN OUR TIME	67
An Editorial . . . by Kenneth K. Stowell	
A SCHOOL THAT ADVANCES BEYOND CURRENT CLICHES.	68
Fairfax Elementary School Addition, Fairfax, Calif. Bamberger and Reid, Architects and Engineers	
PLANNED FOR A PLEASANTER LIFE.	76
House for Mr. and Mrs. Francis Bitter, near Cambridge, Mass. Carl Koch, Architect; Frederic L. Day, Associate	
WHERE PARKING IS NO PROBLEM	84
Delman Theater, Dallas, Texas. Raymond F. Smith, Architect; A. E. Swank, Jr., Associate	
AN APARTMENT HOUSE OF FAR-REACHING CONCEPT	88
Eastgate Apartments, Cambridge, Mass., for Massachusetts Institute of Technology. By Architects and Engineers for Eastgate Apartments	
ARCHITECTURAL DESIGN AND ABSTRACT ART	90
ARCHITECTURE ABROAD AND HERE	95
Review of Periodicals	
BUILDING TYPES STUDY NO. 145 . . . OFFICE BUILDINGS.	97
EDIFICIO ESSO, CARACAS, VENEZUELA	98
For Creole Petroleum Corp. Lathrop Douglass, Architect	
ESSO BUILDING, BATON ROUGE, LA.	104
For Esso Standard Oil Co. Lathrop Douglass, Architect; Carson & Lundin, Associate Architects	
WATERMAN BUILDING, MOBILE, ALA.	108
For Waterman Steamship Corp. Platt Roberts, Architect; O. W. Long, Jr., and A. B. Benson, Associate Architects	
AMERICAN OSTEOPATHIC ASSOCIATION BUILDING	112
Chicago, Ill. Perkins & Will, Architects-Engineers	
ARCHITECTURAL ENGINEERING	117
Technical News and Research	
PREFABRICATED FLOOR PANELS FOR LARGE BUILDINGS	117
By G. Lorne Wiggs	
SKYHOOKS RAISE ROOF, CUT COSTS	121
Youtz System Uses Monolithic Roof Slab, Raised by Hydraulic Jacks. By J. P. Allinson	
PRODUCTS	124
for Better Building	
MANUFACTURERS' LITERATURE	126
TIME-SAVER STANDARDS	129
Roof Trusses for Small Houses. By Timber Engineering Co.	
THE RECORD REPORTS	7
News from the Field	
NEW YORK STATE HOUSING COMPETITION WINNERS ANNOUNCED	12
CONSTRUCTION COST INDEXES	26
REQUIRED READING	28
EMPLOYMENT OPPORTUNITIES	194
INDEX TO ADVERTISEMENTS	200
COVER:	Left, Waterman Building — Wm. Lavendar photo; right, Edificio Esso, Caracas — Louis H. Dreyer photo; below, Esso Building, Baton Rouge

Watrous products for hospitals

... Render vital services dependably, economically

Here are some products you will want to know about for hospital work. They have been specially developed for hospital service, to offer every measure of convenience and dependability. Based on long experience, they are part of the complete Watrous line of Flush Valves and Soap Dispensers. You will find these Watrous Products serving in many of the nation's finest hospitals and institutions.


Full information, and specifications, are in your Sweet's Architectural File. Or write for Catalog No. 448-A on Watrous Flush Valves, and Catalog No. 470 on Watrous Soap Dispensers.

THE IMPERIAL BRASS MFG. CO.
1240 W. Harrison St., Chicago 7, Ill.

Watrous Flush Valves

In hospitals the use of special fittings to clean bed pans presents the problem of drippings every time the fitting is used. Watrous Flush Valve Combination M-467-VB answers this problem. It has an integral drip receptor in which the cleaning nozzle is placed after use. Accumulated drippings flow through a simple check valve into the flush connection and down into the bowl. This combination eliminates the expense of special bowls or tanks . . . keeps fitting and hose up out of the way.

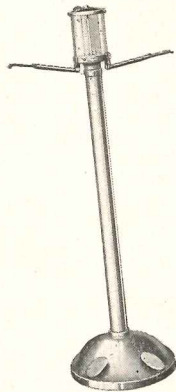
Like all Watrous Flush Valves, it offers such basic superiorities as self-cleansing by-pass, water-saver adjustment, self-tightening handle packing, single-step servicing. Silent Action equipment can also be provided.




Watrous Soap Dispensers



M-184 Knee-operated dispenser, for installation on lavatories. Delivers measured quantity of soap when knee-fork is pressed in.




M-1030 Portable floor-type foot-operated dispenser. Delivers measured quantity of soap when treadle is pressed. Telescoping spouts swing horizontally.




M-813 Foot-operated dispenser, for installation on lavatories. Operated by foot pedal which fastens to floor for rigid installation.

New M-836 Portable or table type dispenser. Ideal for nurseries. Delivers measured quantity of soap at each push of the plunger.



New M-836 Portable or table type dispenser. Pressing button on base with back of the hand delivers continuous flow of soap. Stops automatically when hand is removed.

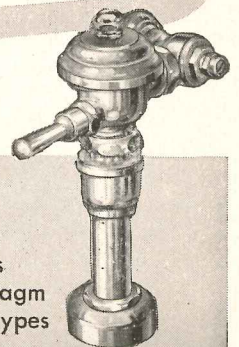


Watrous

Soap
Dispensers
The most
complete line on the market



Adjustable
Flush Valves
Both diaphragm
and piston types



THE RECORD REPORTS

Many Measures Affecting Construction Industry Expected as New Congress Convenes, with Public Housing, Labor and Controls Taking Limelight

The construction industry has three phases of legislative activity to watch during the current session of Congress. These may be roughly stated as follows:

1. Direct housing legislation based on administration plans, the Democratic platform, and leadership in the field in both the House and the Senate.

2. Labor legislation with its ramifications into the construction industry through secondary boycotts, jurisdictional disputes and other labor action.

3. General economic legislation — labeled anti-inflationary — with potential authority over scarce materials and prices.

New developments in all three of these fields outside the Congress also warrant attention.

While the Democratic majorities in both houses indicate improved prospects for the Administration's program, some of the previous difficulties still remain through possibility of conservative Democrats (particularly those disturbed by civil rights proposals) going along with the Republican minority. A key point on housing legislation, of course, is the House Banking Committee, where so often housing bills have met defeat.

Legislation on Tap

As far back as Thanksgiving, HHFA Administrator Raymond M. Foley began talking of the forthcoming legislative program to cover points left out of the Housing Act of 1948. Still sought is a Congressional declaration of a national housing policy. Sought too is a renewal of aid to communities for low-rent housing projects with preference to low-income World War II veterans.

Plans also include loans and grants for slum clearance projects so that "the land when cleared may be sold or leased at sound re-use values for private or public redevelopment in accordance with loan plans, and with the locality sharing the net cost of clearance." On rural housing, financial aid is sought whereby the Secretary of Agriculture may make advances to farmers for construction of farm dwellings and for minimum repairs of substandard farm housing.

More Research Desired

Expansion of the research program under the 1948 Act, where it is limited to standardized building codes and ma-

terials, is a part of the current legislative goals. General aim of the research would be cost reduction. It would deal with more efficient home building techniques, methods, and new materials, and the development of adequate economic and statistical data on needs and markets.

Further aids to stimulate production of low-cost private sales and rental housing are in the picture. HHFA insists that a large proportion of middle and lower-middle income families have been "increasingly priced out of the market by the persistent rise in housing costs and prices." It stresses no overall panacea but rather "a multitude of minor savings achieved through closer figuring, better planning and increased productivity . . . concentrating to a greater degree on the mass low-cost market . . . using fully the additional credit aids now available."

One-year continuance of rent controls beyond next March 31 also is on the legislative slate. Changes in controls now operating would provide control over evictions, triple damages to tenants who are overcharged, and criminal penalties for rent ceiling violations, including fines or jail terms or both.

Union Boycott Is Issue

Point to the labor legislation is given by the recent action of the National Labor Relations Board in a secondary boycott case in the building industry, based on the Taft-Hartley Act. In this first ruling on secondary boycotts the Board ordered a local unit of the United Brotherhood of Carpenters and Joiners to stop calling off its workers from construction of a home with a view to forcing the owner to discontinue doing business with a non-union material dealer (Ira A. Watson Co., Chattanooga, Tenn.).

Just what will be the outcome of the secondary boycott provision when the current Congress finishes with the law is far from certain. While President Truman back in 1947 spoke out against the secondary boycott, he did so in limited language, specifically stating that "not all secondary boycotts are unjustifiable." He opposed a blanket provision against boycotts and recommended "legislation which prohibits secondary boycotts in pursuance of unjustifiable objectives."

Also in question is the set-up of the NLRB itself. Procedures and membership as well as basic law may be shifted. For one thing, the President wants to centralize authority in the Department of Labor and build up the Department but whether the Board's activity will wind up there is another question.

Control Powers Sought

On economic legislation, it must be remembered that President Truman previously had asked for stand-by price

(Continued on page 10)


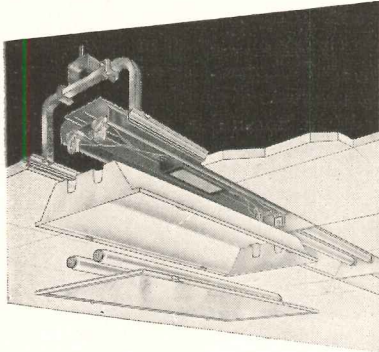


"What's the use of living in the country if you never go inside and work on the garden?"

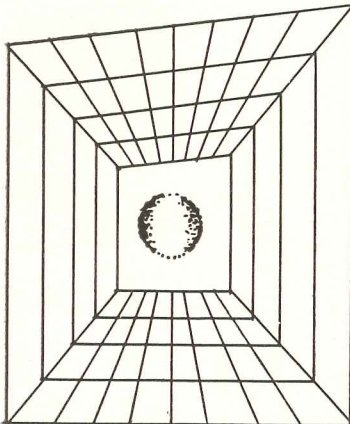
— Drawn for the RECORD by Alan Dunn

It Pays to Plan Lighting at the Drawing Board the MILLER Way

All parts are of quality construction. Channels are Bond-erized for rust resistance.



Room-length rows of Miller Troffers supply well diffused light in this drafting area.



IT PAYS — because, besides providing the good lighting required, Miller Fluorescent Troffer Lighting Systems are a definite structural aid, most flexible for working out esthetic ceiling design and insuring architectural harmony . . . “CEILINGS UNLIMITED”.* IT PAYS — because their wide range of reflector enclosures meet the lighting requirements of varied interiors. IT PAYS — because installation is simplified by Miller patented Ceiling Furring Hanger.

Miller lighting service is all-inclusive. It covers the needs of planned commercial and industrial lighting. Miller field engineers and distributors, conveniently located, are at your call.

THE MILLER COMPANY
SINCE 1844

ILLUMINATING DIVISION, MERIDEN, CONNECTICUT

ILLUMINATING DIVISION: Fluorescent, Incandescent, Mercury Lighting Equipment; HEATING PRODUCTS DIVISION: Domestic Oil Burners and Liquid Fuel Devices; ROLLING MILL DIVISION: Phosphor Bronze and Brass in Sheets, Strips and Rolls

*Reg. Trademark U. S. Pat. Off.

**This modern
metal gives
a lift to
your plans**




ARMCO Stainless Steel gives an escalator the luxury look . . . just as it gives new sparkle to so many other architectural details. Its great strength, its resistance to corrosion and wear, make it the preferred metal where beauty and long life are important.

With ARMCO Stainless you can create entrances and marquees of distinction for hotels, theaters and commercial buildings. Roof drainage systems of this handsome, rustless steel look better, last longer and stand up under heavy loads of ice and snow. It lends new allure to interior and exterior

trim for buildings of many kinds. It's ideal for kick and push plates, elevator doors, and a long list of structural and equipment uses.

The dense, hard surface of ARMCO Stainless resists scratching and denting. It is solid metal all the way through—no plating to wear or chip off. Simple washing quickly restores its original luster.

ARMCO Stainless is produced in sheets, strip, plates, bars and wire . . . in a variety of grades and finishes. Write for full data. Armco Steel Corporation, 336 Curtis Street, Middletown, Ohio. Export: The Armco International Corporation.




SEE SWEET'S CATALOG for uses, advantages and specifications of these other ARMCO special-purpose sheets:

Galvanized ARMCO Ingot Iron

ARMCO Galvanized PAINT-GRIP (also available with ARMCO Ingot Iron or Copper Steel base)

ARMCO Enameling Iron (for porcelain enamel)

ARMCO STAINLESS STEELS



THE RECORD REPORTS

(Continued from page 7)

and rationing powers which he could use if circumstances warranted, and that he lambasted the 80th Congress because it did so little on inflation controls. He is concerned over living costs and the continued increase in prices on basic commodities but he is concerned fundamentally over inflation.

His current proposals go back to his earlier suggestions but stem more particularly from an overall study made by his Council of Economic Advisers and other first-hand data and advice. Whatever is done presumably will replace the voluntary allocation program which the Commerce Department has been carrying out under the law written by the Republican Congress in December, 1947.

The prospects were outlined as follows by Commerce Secretary Charles Sawyer:

"We are living in a time when nearly every basic industry is producing at or near maximum capacity," he said. "This is true of iron and steel, the non-ferrous metals, petroleum, construction, trans-

portation, and electric power. Even with these industries working at or near capacity, supplies of many materials are insufficient to fill the domestic demand and at the same time take care of our commitments abroad. Under these conditions it seems likely that an allocation program may be needed for some time. This will be even more true if military expenditures are increased. . . . Now we have virtually full employment of our human and technical resources; we are faced with material and manpower shortages; and our stability is threatened by inflationary pressures. . . . Avoiding controls will certainly require teamwork and rigid restraint on the part of those who are entrusted with our military effort."

Secretary Sawyer capily tied in his reference to economic controls to an expanding military budget. He made his asserted need for allocations appear contingent upon the economic effects of an expanding defense expenditure and that for price controls contingent upon a cooperative industry attitude in keeping the inflationary spiral in check.

Note that the Truman Administration also wants to provide greater social security benefits and to have them reach more people. There is renewed

pressure for a national health program, including hospitals and clinics, and for federal aid to education.

New Act Applied

Meanwhile administrative agencies are moving ahead on 1948 Congressional enactments. HHFA is sponsoring meetings to get the voluntary cooperation of the industry "in devising and carrying out a practical method of producing lower-priced housing." It is proposing that lending institutions and other sponsors work toward the goal of more moderate rental housing, that they participate actively "in the new programs of insurance of mortgages on cooperative housing projects and of direct investments in rental housing."

FHA has completed its rules and regulations for rental housing yield insurance. These require that the average rental for all units in a project, including heat and other customary services, shall not exceed \$100 and that the maximum for any individual unit is \$120. They provide that earnings over a specified amount must be applied to amortization of the investment. If the venture doesn't pan out well and claims reach 15 per cent or more, FHA has the

(Continued on page 14)

NEWS FROM CANADA

By John Caulfield Smith

Housing Gets Second Wind

Buoyancy of the housing market continues to amaze observers. After some hesitation during the summer, contracts appear to be climbing to new heights for both physical and dollar volume. House building awards in the first 10 months of 1948 reached \$325 million, nearly double the total for the same 1947 period, according to MacLean Building Reports.

Commercial and institutional building at \$255 million was up 26 per cent over 1947 and engineering works at \$176 million were up 13 per cent. The

weak point was industrial building which, with awards totaling \$59 million, was down 42 per cent. On contracts for all construction for the first 10 months of the year, 1948 at \$815 million led 1947 by 31 per cent.

Lending Values Lively Issue

Among organizations appealing for higher lending values to Central Mortgage and Housing Corporation (the Dominion Government agency administering the National Housing Act) none has been more vociferous than local chapters of the National House Builders' Association. Latest to join the hue


and cry is the one in Edmonton, Alberta. The Edmonton Home Builders' Association claims that lower down payments are an urgent "must" for prospective buyers in the low-income bracket, if pressure for subsidized rental housing is to be reduced.

Central Mortgage's reply to this and similar pleas was given when D. B. Mansur, president, recently addressed the annual convention of the Canadian Association of Real Estate Boards. Mr. Mansur said, "We feel that there are many costs involved in present-day construction which should not be capitalized into the long-term mortgage debt of the home owner. Another reason why lending values haven't been increased is our experience in 1946 when, after an increase in lending values, we soon found that sale prices were being nearly correspondingly increased."

Alberta Builders to be Licensed?

The Alberta Government recently heard representations from the Calgary Home Builders' Association calling for the licensing of house builders and general contractors throughout the province. The Association also asked that it be made compulsory to supply a surety bond with any building contract signed, requiring completion according to the


(Continued on page 132)



School for New Toronto Civic Centre, designed by John B. Parkin Associates, Architects, will be one story, with steel frame, brick walls, aluminum sash with glass block above

DOUBLE DUTY DOUBLE DUTY INSULITE

*SEALED LOK-JOINT LATH (INSIDE) . . *BILDRITE SHEATHING (OUTSIDE)



You give your client *double value* when you build this wall—*inside* and *outside*—with Double-duty Insulite. It *insulates* as it builds . . . TWO duties for the price of one. On the outside; Bildrite Sheathing not only provides superior bracing strength, but extra insulating value. On the inside; Sealed Lok-Joint Lath does more than provide a firm strong plaster base—it makes an *insulated* plaster base—warmer in winter, cooler in summer. The two together guard against inner wall condensation.

Refer to Sweet's File,
Architectural Section 10a/9

INSULATES AS IT . . .
BUILDS AS IT

double-duty
INSULITE

The GENUINE

BUILDS
INSULATES

INSULITE DIVISION
PAPER
MINNEAPOLIS 2, MINNESOTA

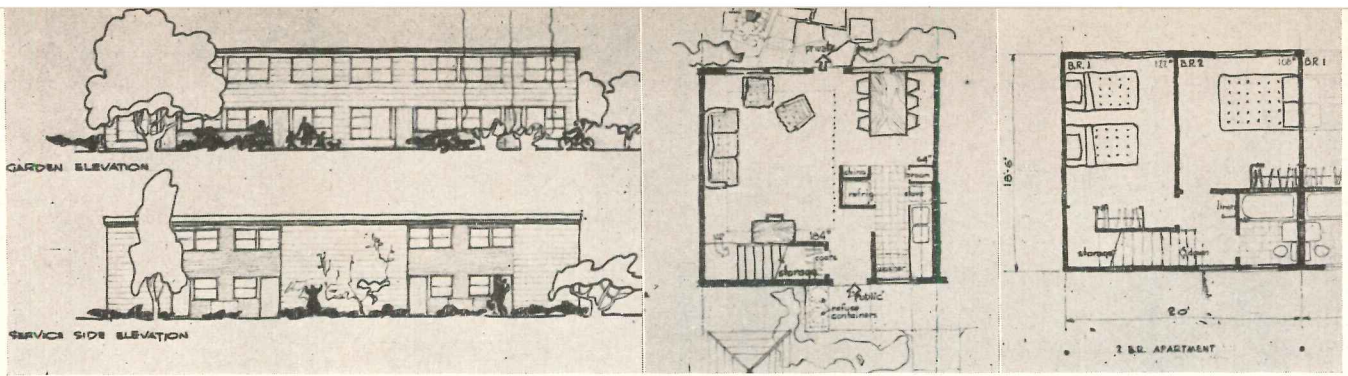


MINNESOTA & ONTARIO
COMPANY

®

"Insulite" is a registered
trade mark, U. S. Pat. Off.

6R LATH



First prize in the professional competition for a multi-family housing development went to the architectural firm of Sargent, Webster, Crenshaw & Folley of Syracuse, N. Y., for the design shown above. The plan calls for 76 duplex units, 48 of them with two bedrooms, 14 with three, and 14 with one. Buildings are grouped irregularly around site in blocks of two or three, and each apartment has a terrace

NEW YORK STATE HOUSING COMPETITION WINNERS ANNOUNCED

More than 300 entries were received in the four architectural competitions held by the New York State Division of Housing for designs of sale and rental housing for families with incomes of from \$46 to \$58 a week. Two of the competitions were open to architects licensed to practice in New York State, and the other two to draftsmen and architectural students at New York schools. Prizes totaled \$3600.

In the professional division, Seymour R. Joseph of New York City won the \$1000 first prize for the design of a single-family house, and the firm of Sargent, Webster, Crenshaw and Folley of Syracuse received the \$1000 top award for a multi-family housing development. The \$500 second prizes went to Louis Mannier of Highland Falls, N. Y., in the single-family group, and to Gerhard J. Graupe and Serge Klein of New York City in the multi-family classification.

Albert J. Marlo of Brooklyn and Joseph V. Franco of Jackson Heights, both students at Pratt Institute, received the \$200 first-place awards in the non-professional division, Marlo the single-family and Franco the multi-family. Franco also won the \$100 single-family second prize, and another Pratt student,

Joseph Zito, Jr., of Jamaica, received the \$100 multi-family second prize.

Honorable mentions follow:

Single-family, professional — Seymour R. Joseph, New York; Charles G. Cano, Mount Vernon; John R. Edgar, Lackawanna; Roderick Seidenberg, Pipersville, Pa.; Joseph Shilowitz, Jersey City, N. J.; Vincent Furno and Bernard J. Harrison, New York; Richard Haviland Smythe, New York; Anthony A. Grasso, Brooklyn; Antonin Raymond and L. L. Rado, New York; William E. Kohn and Henry L. Horowitz, Brooklyn.

Multi-family, professional — William Breger, New York; Caleb Hornbostel, New York; Roger G. Spross, Flushing; Edward R. Tauch, Jr., New York; Henry Dwight Whitney, Washington, D. C.

Single-family, non-professional — Edward Tirnetta, Joseph Zito, Jr., Gary Wiesner, George S. Sharon, Mary Linberger, Fred R. Beutel, William Golub and Jack Friedin, all students at Pratt Institute; Ronald E. Woodward and Jon McKee, Rensselaer Polytechnic Institute.

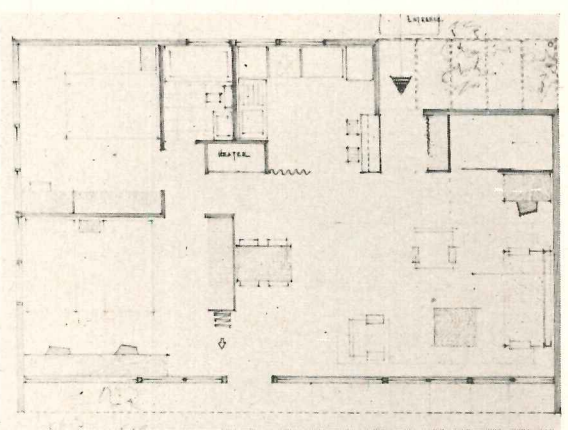
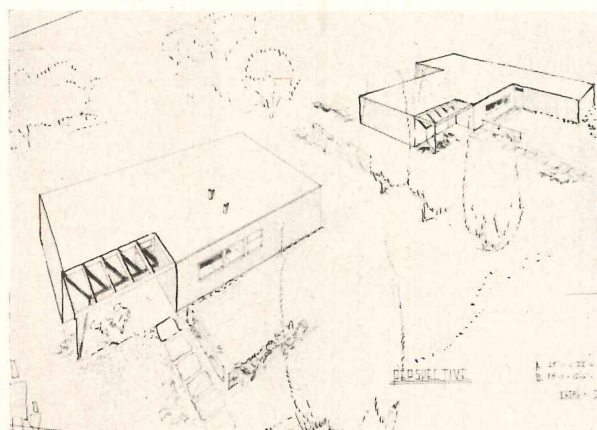
Multi-family, non-professional — David L. Jacob, John J. Flemming, Theodore G. Andrew, Arthur A. MacKnight, Jr., and Robert B. Sherman, students at Syracuse University; Maro Daly, Henry L. Horowitz and James J. Giacopelli, Pratt Institute; and R. Frank Winne, Rensselaer Polytechnic Institute.



Judges and officials examine some of the 300-odd entries. Above: Randolph Evans, Commissioner Herman T. Stichman, George Bain Cummings, William Lescaze (Professional Adviser), George Nemeny, Henry L. Blatner, Edward D. Stone. Below: William Lescaze, Commissioner Stichman, Perry C. Smith, Louis Skidmore, G. Harmon Gurney, James Kidney, and Ely J. Kahn



Albert J. Marlo, student at Pratt Institute, won first prize in the single-family house competition in the non-professional division with the compact design shown below



Not too hot
Not too cold
but jus-s-st right!


Josam

MODERATOR MIXING VALVE





You enjoy your shower more because you are safe from accidental scalding with the Josam Moderator Mixing Valve!

One handle controls both hot and cold water. Simple enough for even a child to operate.



A hydraulic shuttle valve is the only moving part—hot water shuts off automatically if cold water supply fails.

Simple in construction—all working parts are combined in a "heart-of-valve" unit—easily removed if ever necessary.



prevents accidental scalding

Why take chances when you can eliminate the danger of accidental scalding? The Josam Moderator Mixing Valve acts instantly to shut off hot water when the cold water supply fails...assures comfortable water temperature at all times. Its modern design and durable bronze construction provide lasting satisfaction and dependable performance.

The Josam Moderator Mixing Valve is indispensable in homes, apartments, schools, hotels, institutions, factories or wherever shower bathing takes place. Concealed or exposed design... fits any shower installation. For the safety of the bather—include it in your specifications. Please send coupon for the details you will need...today!



JOSAM MANUFACTURING COMPANY

Main Sales Offices, Josam Building, Cleveland 13, Ohio
Manufacturing Division—Michigan City, Indiana
Representatives In All Principal Cities

JOSAM-PACIFIC CO., San Francisco, Cal., West Coast Dstbrs.
EMPIRE BRASS CO., LTD., London, Ont., Canadian Dstbrs.

See our Catalog in Sweets'

Member of the Producer's Council


Josam Manufacturing Co., 302 Josam Bldg., Cleveland 13, Ohio
Send literature and details on Moderator Shower Mixing Valve

NAME _____

FIRM _____

ADDRESS _____

CITY and STATE _____



What this Seal of Service Means to You!

SPA subscribers pledge to you the achievements of 33 years of continued and united effort in establishing and maintaining Southern Pine as the world's supreme structural wood. To the architect, engineer, contractor, lumber dealer and consumer, that pledge means:

Adequate, Permanent Supply of dependable Southern Pine

1

SPA subscribers, through sound forest management, backed by fertile timber-growing lands, assure an adequate, permanent supply of Southern Pine.

Proper Manufacture for Southern Pine's countless uses

2

SPA subscribers, through research, are enhancing Southern Pine's superior characteristics by improving quality through progressively better manufacture.

Carefully Supervised Grading to assure quality standards

3

SPA subscribers' production conforms to the industry's established standards, which mean: (a) *Accurate Grading*; (b) *Correct Manufacture*; and (c) *Proper Seasoning* . . . all important to you.

Efficient Distribution for dependable availability

4

SPA subscribers, by location and facilities, are able to serve their respective markets with maximum efficiency and economy.

Accurate Specifications for widest utilization of Southern Pine's superior qualities

5

SPA subscribers stress authentic specifications and provide technical guidance to designers and specifiers to assure the right grade in the right place.

Proper Use for homes, farms, railroads, industrials, etc.

6

SPA subscribers are working effectively with the building professions, lumber dealers and their customers to promote the time-tested advantages of Southern Pine for every one of America's building needs.

THESE NEW GRADING RULES

for specification writing now ready.

Write for Your Copy TODAY!



SOUTHERN PINE
ASSOCIATION
CANAL BUILDING
NEW ORLEANS 4, LOUISIANA

THE RECORD REPORTS

(Continued from page 10)

right to acquire the project.

Also under the 1948 Housing Act FHA has begun its commitments to insure short-term loans to manufacturers to finance the production of prefabricated houses. First commitment was to Reliance Homes, Inc., of Philadelphia, and the second was to New Jersey Permacrete Corp., also at Philadelphia. The first company plans light-gauge steel houses and the second will make houses of poured concrete.

Building Codes Pushed

HHFA has worked out model legislation to let cities sidestep some of the costs involved in adopting a revised building code. The Council of State Governments has cooperated in this, along with the Department of Justice and the Department of Commerce. Under the proposal, which has been worked out under the 1948 Housing Act, a city can adopt a model code "by reference" instead of publishing the full text. An appropriate local official would have the responsibility of keeping the governing body apprised of changes that should be made in the code from time to time.

Technical research projects contemplated by HHFA's Standardized Building Codes Division include expansion of the Uniform Plumbing Code for Housing into a set of recommendations for industrial and commercial buildings, moisture condensation control, performance standards of septic tanks, investigation of lightweight aggregate concrete and similar materials, standards for wood construction, etc. The Division has joined with the sponsors of modular coordination — the American Standards Association, the American Institute of Architects, and the Producers' Council — in an educational campaign and has three booklets, one for the home owner, one for architects and designers, and one for the contractor and the small home builder.

Notable Odds and Ends

Other Washington developments of interest include:


1. While the Commerce Department expects new construction in 1949 to reach a value of \$18.75 billion, it estimates that in physical volume the total will be about the same as in 1948. Public construction is expected to go up and to a lesser degree private non-residential building, including schools, churches, hospitals, and recreation buildings. The Producers' Council puts the figure at \$18.1 billion and \$7 billion in repair and maintenance work.

(Continued on page 16)

TRAFFIC STOPPER DE LUXE...



Chandlers Michigan Avenue - Architects, Holabird & Root & Burgee - Associate Architect, W. Emil Forman



ANOTHER OUTSTANDING BRASCO INSTALLATION

... handsome, heavy gauge Safety-Set Construction used throughout for all plate glass settings.

Our new catalog furnishes technical data and illustrates many attractive sales winning fronts for diverse types of retail stores. Clip and mail the attached coupon for your copy.

BRASCO MANUFACTURING CO.
 HARVEY (Chicago Suburb) ILLINOIS
 Specialists in Metal Store Front Construction for more than 35 Years



BRASCO MANUFACTURING CO., Harvey, Ill.

Please send Safety-Set Store Front Catalog 49 R

Name and Title

Company

Address

City..... Zone..... State.....

THE RECORD REPORTS

(Continued from page 14)

2. Total lumber supply is rapidly overtaking demand, says the Lumber Survey Committee, and the trend from a sellers' to a buyers' market is well under way. Demand for upper grades of lumber remains comparatively firm but buyers are more selective and the market for lower grades has softened. Yards have become more cautious, maintaining minimum inventories.

3. Funds for planning or loans for construction under the Water Pollution Control Act will have to be provided by the new Congress before any work can be done. While authority for the program was given by the last Congress, no money was appropriated to carry out the projects. Procedures for getting financial aid for planning and construction of treatment works are under draft by the Public Health Service and the Federal Works Agency.

4. Under authority of the National Industrial Reserve Act of last July the Federal Works Agency has taken over a number of government-owned surplus war plants, which will be reconditioned and "put in mothballs" for use in case of national emergency. It is expected that the Industrial Reserve ultimately will include 100 or more industrial plants.

5. The National Association of Home Builders has set the date for its second annual National Home Week as next September 11-17, when home builders in leading cities will throw open model homes to the public and hold on-site demonstrations of the latest building methods.



ON THE CALENDAR

Through Jan. 23: Exhibition, "Timeless Aspects of Modern Art," The Museum of Modern Art, New York City.

Jan. 10-14: 3rd National Materials Handling Show, Convention Hall, Philadelphia.

Jan. 13-15: Annual Meeting, Louisiana Engineering Society, St. Charles Hotel, New Orleans, La.

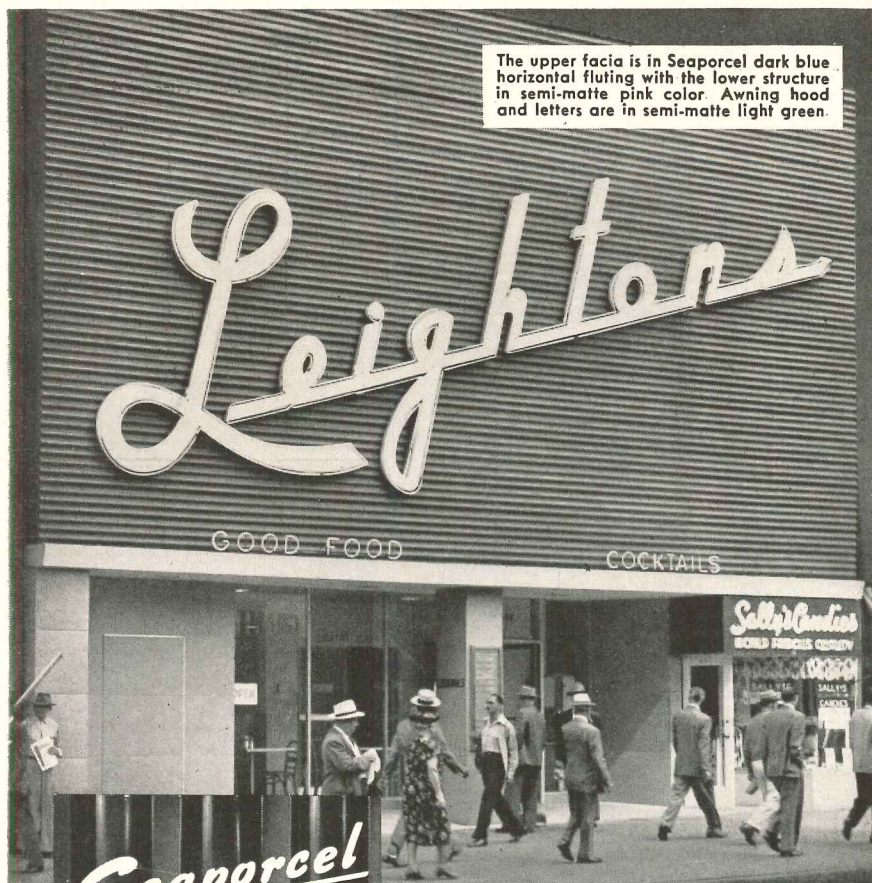
Jan. 24-28: 9th International Heating & Ventilating Exposition, International Amphitheatre, Chicago.

Feb. 12-20: 1949 Home Show of St. Louis, Kiel Auditorium, St. Louis, Mo.; sponsored by the Home Builders Assn. of Greater St. Louis.

Feb. 20-24: "Home Building's Parade of Progress," Annual Convention and Exposition of the National Assn. of Home Builders, Stevens Hotel, Chicago.

Feb. 28-March 4: 1949 Spring Meeting

(Continued on page 18)



The upper fascia is in Seaporcel dark blue horizontal fluting with the lower structure in semi-matte pink color. Awning hood and letters are in semi-matte light green.

Seaporcel
PORCELAIN
ENAMEL

One of many stock dies

Architectural SHAPED Parts are

PRACTICAL

LIGHTWEIGHT • DURABLE • ECONOMICAL
FIRE PROOF • EASILY CLEANED

The entire facade of Leighton's new building in Los Angeles, California shows how one of a variety of Seaporcel* "shaped" parts has been applied for esthetic as well as practical value.

BEARING IN MIND the ease of installation, the negligible maintenance cost, its strength, long life and beauty of fadeless color (which is almost limitless) and you have the reasons for architects' preference for Seaporcel architectural material in designing store fronts, entire build-

ing facades and even interiors.

EXTRUDED OR REVERSE, Seaporcel "shaped" or custom fabricated parts are obtainable in such versatile surface textures as "terra cotta," "limestone," "granite," in semi-matte, matte or gloss finishes.

Write today for catalog showing applications and current jobs.

SEAPORCEL METALS, INC.

Formerly Porcelain Metals, Inc.

28-02 Borden Ave., Long Island City 1, N. Y.

Complete A. F. of L.-Metal Fabricating & Enameling Shop

Also manufactured on the West Coast

SEAPORCEL CORPORATION OF CALIFORNIA

Represented by Douglas McFarland & Co., 1491 Canal St., Long Beach, Cal.



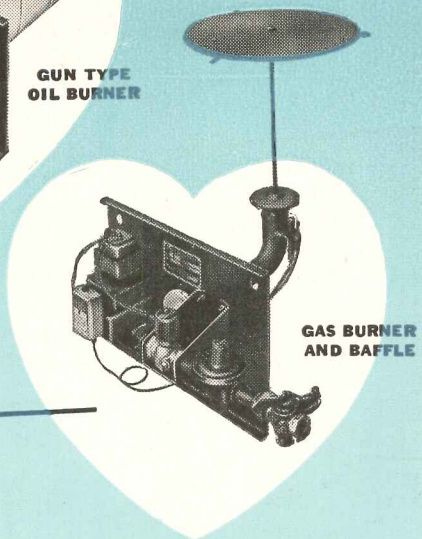


*Reg. U.S. Pat. Off.

Seaporcel

Member Porcelain Enamel Institute, Inc.

New Two-Fuel Winter Air Conditioner

—for either oil or gas!



—the **RICHMOND** furnace with "2 hearts"
easy to stock . . . easy to install . . . easy to change-over!

For Gas:—As a Gas Winter Air Conditioner, *complete* unit (in two sizes) approved by A G A for all types of gas, including LP, and for installation anywhere in the United States; from Atlantic City to Denver, at sealevel or a mile high.

For Oil:—As an Oil Winter Air Conditioner, oil burners for both size furnaces listed with Underwriter Laboratories under CS-75.

Richmond gives you both oil and gas burners, the heart of the heating system, each on a mounting plate for easy, fool-proof installation or quick change-over. Switch from oil to gas (or vice versa) can be made in less than an hour.

By stocking only two furnaces (AS 12 and AS 23) you have four conditioners—saving you up to 50% on your furnace storage and inventory costs—and you are ready for either oil or gas installa-

tions. Furnace unit, only 23" wide, is shipped assembled and internally wired in one carton (Weights less than 395 lbs.). Burner units packed separately.

Because of the easy storage, easy installation and easy change-over, this new Richmond Winter Air Conditioning unit is truly—
A Unit Designed With The *TRADE* In Mind.

FOUR CONDITIONERS—TWO FURNACES

AS 12: Output-Gas: 72,000 Btu. Oil: 75,000 Btu.

AS 23: Output-Gas: 92,000 Btu. Oil: 105,000 Btu.



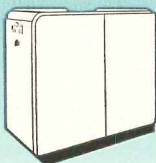
Whiter-white Richmond Enameled steel jacket—23" wide x 47" deep. Steel base and channels—no "grouting" needed.

*Furnace unit illustrated: #AS 23.



RICHMOND RADIATOR COMPANY
AFFILIATE OF REYNOLDS METALS CO.

When we started back in 1867 Two-Fuel was either coal or wood—but . . . "We've come a long way since then."



Plumbing Fixtures: Enameled Cast Iron Ware

Vitreous China

Perma Gloss

Heating Equipment: Oil & Gas Winter Air Conditioners

Gas Boilers

Radiators

CLIP AND MAIL COUPON TODAY

Richmond Radiator Company
19 East 47th Street, New York 17, N. Y.

AR-1

Gentlemen:


I am interested in the New Richmond Two-Fuel Winter Air Conditioners. Please send me full details. No obligations, of course.

Name.....

Company.....


Address.....

DISTRIBUTION CURVE?
 UTILIZATION FACTOR?
 MAINTENANCE FACTOR?
 FOOTCANDLES?
 LUMENS?



UP TO THE EARS
 IN LUMENS?

— this ingenious GUTH Lighting Calculator
 will save you
 days of complex computations!



We'll gladly send you one with our compliments.

If you want to save even more time, you'll find
 your local **Guth** Distributor or Resident **Guth**
 Engineer competent... and cooperative...
 in helping you plan functional lighting
 installations... built around fine **Guth**
 Fixtures **precision-planned** for efficiency and
 economy of installation and maintenance.

Do you have our current catalog 44A-J?

Guth
LIGHTING

THE EDWIN F. GUTH COMPANY, ST. LOUIS 3, MISSOURI
 Leaders in Lighting since 1902

THE RECORD REPORTS

(Continued from page 16)

and A.S.T.M. Committee Week, Hotel Edgewater Beach, Chicago.

March 29-April 1: 3rd National Lighting Exposition, Chicago.

COMPETITION ANNOUNCED

Applications for the annual LeBrun Traveling Scholarship competition offered by the New York Chapter, A.I.A., are now being accepted. Applicants must be U. S. citizens, not under 23 or over 33 years of age, and must have had at least a year and a half of active practice as an architect or architectural draftsman. Each applicant must be nominated before January 21st by a member of the A.I.A.

The winning entrant will receive an award of \$2800 which must be used for a trip outside the continental limits of the United States for at least six months. Requests for further information should be addressed to: LeBrun Scholarship Committee, New York Chapter, American Institute of Architects, 115 E. 40th St., New York 16, N. Y.

NEWS FROM ABROAD

Square for Le Havre

From France comes news of "the greatest square thus far constructed in Europe in the 20th Century"—the new Hotel de Ville Square in Le Havre. It will replace the old square, now a littered mass of stones in the center of the city's devastated area.

The new square will be 284 by 244

(Continued on page 20)

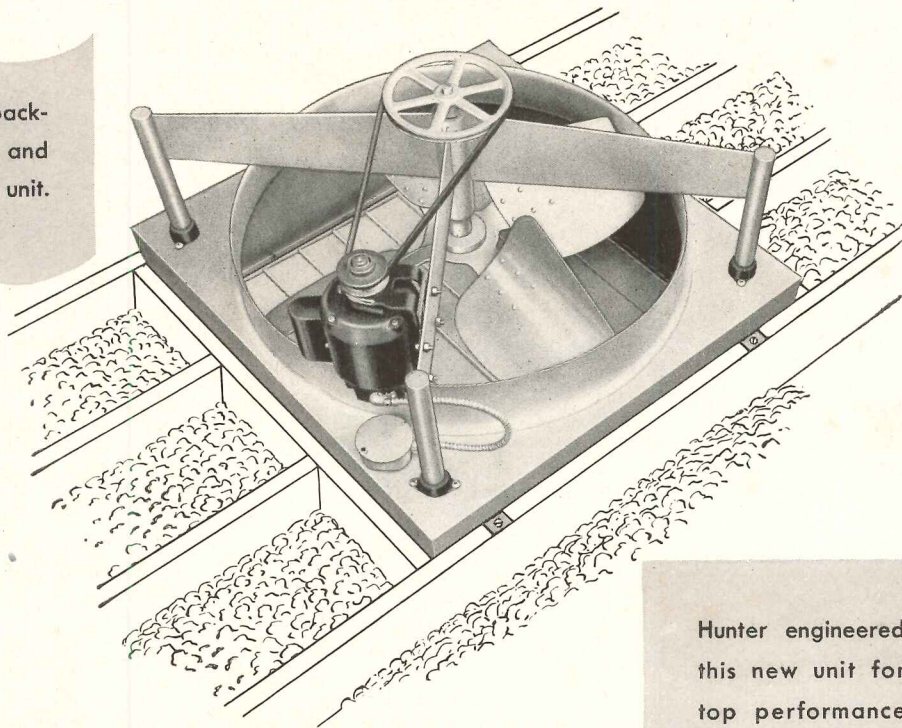
WILLIAM G. KAELEBER

William G. Kaelber, vice president of the National Council of Architectural Registration Boards and senior member of the firm of Kaelber & Waasdorp, Architects, Rochester, N. Y., died of a heart ailment on November 21. He was 62.

Mr. Kaelber, a native of Rochester, was well known for his work in the college field. Among the buildings he designed are the School of Medicine and Dentistry and the Men's College of the University of Rochester, the Eastman School of Music, and the Meharry Medical College of Nashville, Tenn. He began his architectural career in 1902 as a draftsman in the offices of Gordon & Madden, becoming a junior partner of that firm in 1908. A member of the Architectural League of New York, he was vice president of the New York State Association of Architects and a member of the New York State Housing Commission.

Hunter's *NEW* Package Attic Fan is designed for low-cost installation

It's a complete package! Fan, motor and shutter all in one unit.



Hunter engineered this new unit for top performance and easy, inexpensive installation.

Plan your homes for year-round comfort

■ The *complete* homes of today require provision for cool comfort on hot summer nights.

The new Hunter Package Fan is the most economical of all home-cooling methods. Compact and specifically designed for easy installation, it overcomes the expensive complications of ordinary attic fans.

Superior mechanical construction insures long-time operation with minimum attention, an investment in com-

fort that repays its owners many times through sweltering summers. It's a low-cost luxury for modern homes.

Dependable performance is backed by Hunter's 63-year experience in designing and manufacturing fans, exclusively. For summertime comfort that makes homes complete, specify the Hunter Package Fan.

See our section in Sweet's Files, and mail the coupon below for complete architectural data.

New HUNTER PACKAGE ATTIC FAN

Manufactured by


HUNTER FAN & VENTILATING CO., INC., MEMPHIS, TENN.

Exclusive Fan Makers Since 1886

Mail for Architect's Data File
 Hunter Fan & Ventilating Co.
 396 South Front St., Memphis, Tenn.
 Send complete information on your new
 Package Attic Fan.

Name _____
 Address _____ State _____
 City _____

Planned OFFICE LIGHTING WITH WILEY Fluorescent Fixtures



Wiley Fluorescent Fixtures provide custom-made results both in lighting requirements and flexibility of arrangement to fit any architectural plan *without* custom-made costs.



TOP
Wiley Niagara
Flur-O-Lier

CENTER
Wiley
Recessed
Troffers

BOTTOM
Wiley
Niagara Beam



● Individual or continuous runs provide flexibility of arrangement to fit any ceiling light pattern desired.

Recessed, flush-to-ceiling, or suspended models with louvers or Alba-Lite glass. The new Flur-O-Guide curved lens are available in recessed Troffers. Models to suit any light requirement and decorative motif.

Fluorescent Models are available with 2, 3 or 4-lamp starter or instant start (H. P. F.) and Slimline Models with 2, 4 or 6 lamps in various lengths and milliamperes capacities, to permit greater or less light output as required in particular locations—*without change* of fixture style.

Wiley originated the E-Z Servicer feature that permits one man, without tools, to clean and replace lamps in a matter of minutes.

Write Dept. AR-19 for name of nearest
District Sales Engineer

R. & W. WILEY, Inc.

DEARBORN AT BRIDGE ST., BUFFALO 7, N. Y.



Underwriters Approved

I. B. E. W. Label

... MODELS ARE
AVAILABLE FOR
STORES, SCHOOLS,
SHOW-ROOMS AND
INDUSTRIAL PLANTS

THE RECORD REPORTS

(Continued from page 18)

meters in size — almost as large as the Place de la Concorde in Paris (360 by 250 m.), and larger than the Place de l'Etoile, the Place Vendome and the Place de l'Opéra. It will comprise spacious gardens, a road paved with flagstones, and children's playgrounds.

Housing in Britain

In a recent speech, Aneurin Bevan, Britain's Minister of Health, announced that the total number of homes completed or repaired since the war had reached the figure of 750,000 first set by the Coalition Government.

The London County Council has announced plans for a 3883-dwelling housing project catering to higher as well as lower income groups, to be built at St. Paul's Cray in Kent, 12 miles southeast of London. Plans call for 72 detached and semi-detached 4-bedroom houses for members of the professional and managerial classes; rents will be approximately \$12 a week. Dentists, doctors and managers of local industries will be given first choice of tenancies. The 570-acre site will also contain 3-story apartment blocks, five modern schools, churches, shops, movies, parks and playgrounds. Total cost of the development is expected to be about \$20 million.



The first of about 3000 new houses to be built on the site of the new town of Aycliffe, County Durham, is ready for occupation despite the shortage of materials which is hindering the development of the town. As the first stage in the plan, 350 houses are to be erected. Of these, 41 will be prefabricated bungalows. Others will include Swiss-designed apartments and various kinds of traditional houses. The town is being built primarily for workers on the nearby Aycliffe trading estate; plans call for a town of about 10,000 people, divided into five wards, each of which will have its own shopping center for everyday needs. The main shopping center will be located in the center of the town near the town hall, the theater, and civic buildings. Each ward shopping center will have a nursery school where mothers may leave their children while they shop.

Aycliffe is one of 10 new towns being planned for Britain, six of them to be situated within a 60-mile radius of London. The sites have been chosen with consideration of such matters as the size of the area; accessibility of road and rail communications; availability of water, gas and electricity; and the claims of agriculture. Nearly all will be extensions of existing small towns.

(News continued on page 138)

The NEW Truscon Series 46 DOUBLE-HUNG WINDOWS (Spring-balanced)

trim, smart, streamlined




strong, sturdy, economical

Architects like its structural strength and architectural correctness . . . contractors like its ease of installation . . . owners like its streamlined beauty and low maintenance cost. Everyone likes its all-round *economy!*

The new Truscon Series 46 Double-Hung Steel Window is recommended for use on any project except when fire windows are specified and a counterweighted window is essential. Use of a spring balance in this new Truscon window eliminates the necessity of large weight boxes, and avoids the cost of field labor required to install cast iron counterweights and place the sash in accurate balance after glazing.

The spring balances are housed in the head member and the stainless steel suspension tapes are wholly concealed with the sash either open or closed. Positive weathering is provided by flexible spring-bronze strips attached to the sash at head, meeting rails, sill and jambs. Bonderized. Baked-on paint. Lever-type lift handles. Muntins as desired. Screens, storm sash and window cleaner anchors available.



New Literature. Send for new catalog complete with installation details and specifications on Truscon Steel Windows for every type of residential, commercial, industrial and institutional use.

TRUSCON STEEL COMPANY

YOUNGSTOWN 1, OHIO

Subsidiary of Republic Steel Corporation

Manufacturers of a Complete Line of Steel Windows and Mechanical Operators • Steel Joists • Metal Lath • Steeldeck Roofs • Reinforcing Steel • Industrial and Hangar Steel Doors • Bank Vault Reinforcing • Radio Towers • Bridge Floors.

Bigelow presents...

The revolutionary new Cushionlok

A Commercial Carpet That's Rich Wool with Built-in Rubber Base!




YEARS of experimentation have at last produced a real miracle carpet for every commercial use—Bigelow's amazing new *Cushionlok*.


Cushionlok combines thick wool carpeting (in the famous-for-wear Gropoint weave) with a built-in sponge rubber back. It's softer to walk on, longer-lived, quieter. It's easier to install, more economical!

See if *Cushionlok* isn't the answer to *your* needs. The Bigelow Carpet Counsel office near you will help in planning your *Cushionlok* installation.

A completed *Cushionlok* installation as seen in the Bigelow showroom at 140 Madison Ave., New York City. Not only does *Cushionlok* look rich and distinctive—it's a real economy. The slight additional cost is less than you'd pay for a separate rubber cushion. Ideal for offices, stores, hotels, theaters.




1. Cushionlok goes down on bare concrete. Can be laid, with no time-taking workroom tasks, on concrete, wood or plywood. Requires no cushion—the cushion is part of *Cushionlok*.



2. Almost invisible seaming! *Cushionlok* has a special Trim-easy edge which strips off, leaving neat edges that meet almost invisibly. *Cushionlok* is then cemented to the floor.



3. Less inconvenience! The new *Cushionlok* is made in 27" width, requires little moving of furniture. Cement grips carpet; carpet can be walked on immediately. Can be cleaned on floor.



4. Longer service! *Cushionlok's* long-wearing looped pile gives all the wear-advantages of Gropoint—with added wear from the shock-insulating rubber back. Expect many years of service.

BIGELOW Rugs and Carpets

Beauty you can see ... quality you can trust ... since 1825




Strength plus Moisture Barrier with
Pittsburgh Steeltex for Stucco

You get positive reinforcement with Pittsburgh Steeltex for Stucco through embedment of the welded wire fabric in the mix. The square mesh of galvanized, cold drawn steel wire provides resistance to strain from any direction. In addition the double ply backing guards against moisture penetration and minimizes stucco cracking —protects the beauty of the finished job—reduces maintenance.

Steeltex for Stucco is easily applied direct to studs or over wood sheathing in one operation. Steeltex is used to advantage both in new construction and the modernization of old structures. For more information on how Pittsburgh Steeltex for Stucco can be used to give you strong reinforcing for economical construction write Dept. AR for bulletin DS 131 or see our catalog in Sweets.

PITTSBURGH STEEL PRODUCTS COMPANY
A Subsidiary of Pittsburgh Steel Company
Pittsburgh 30, Pa.

New! ELECTRIC HEAT



USKON
ELECTRIC CEILING PANELS OF
CONDUCTIVE RUBBER PROVIDE
RADIANT HEATING FROM ABOVE
...LIKE THE SUN



Originated and perfected solely by United States Rubber Company scientists, Uskon has changed America's heating standards almost overnight.

Uskon heats by radiation, as does the sun. The heating units are electrically conductive rubber sheets, four feet square, sandwiched between insulating layers. Installed in the ceiling, these panels warm any person or object receiving its rays. The conventional boiler, radiator, pipes, fuel storage, chimney and cellar are eliminated.

Uskon is invisible. The panels become part of the structure and blend into the decorative scheme of the room.


Each room can be controlled and heated separately, eliminating heat in rooms where it is not required. All installation of Uskon panels is done quickly and easily by local electrical contractors.

Uskon is already in use in homes all over the country. Each week sees more and more home-planners specifying this amazing heating system. Let us tell you more about it. Write Uskon, Graybar Electric Company, 420 Lexington Avenue, New York 17, N.Y. or direct to Wire and Cable Department, United States Rubber Company, 1230 Avenue of the Americas, New York 20, New York.

USKON®

The
Sunshine
Heat

FROM THE CEILING



HERE IS YOUR "FURNACE"

NO FURNACE, NO PIPES, NO FUEL STORAGE • NO ASHES, DIRT OR DUST
NO RADIATORS. USKON IS "INVISIBLE."

A PRODUCT OF

U.S. RUBBER
SERVING THROUGH SCIENCE

UNITED STATES
RUBBER COMPANY

NATIONALLY

GraybaR
QUALITY
* REG US PAT OFF

Distributed
by
GraybaR
ELECTRIC COMPANY

Offices in more than
a hundred principal cities

CONSTRUCTION COST INDEXES — Labor and Materials

United States average 1926—1929 = 100

Presented by Clyde Shute, manager, Statistical and Research Division, F. W. Dodge Corporation, from data compiled by E. H. Boeckh & Associates, Inc.

NEW YORK

ATLANTA

Period	Residential		Apts., Hotels, Office Bldgs. Brick and Concr.	Commercial and Factory Buildings		Residential		Apts., Hotels, Office Bldgs. Brick and Concr.	Commercial and Factory Buildings	
	Brick	Frame		Brick and Steel	Brick and Steel	Brick	Frame		Brick and Concr.	Brick and Steel
1920	136.1	136.9	123.3	123.6	122.6	122.8	122.9	108.6	109.8	105.7
1925	121.5	122.8	111.4	113.3	110.3	86.4	85.0	88.6	92.5	83.4
1930	127.0	126.7	124.1	128.0	123.6	82.1	80.9	84.5	86.1	83.6
1935	93.8	91.3	104.7	108.5	105.5	72.3	67.9	84.0	87.1	85.1
1939	123.5	122.4	130.7	133.4	130.1	86.3	83.1	95.1	97.4	94.7
1940	126.3	125.1	132.2	135.1	131.4	91.0	89.0	96.9	98.5	97.5
1941	134.5	135.1	135.1	137.2	134.5	97.5	96.1	99.9	101.4	100.8
1942	139.1	140.7	137.9	139.3	137.1	102.8	102.5	104.4	104.9	105.1
1943	142.5	144.5	140.2	141.7	139.0	109.2	109.8	108.5	108.1	108.7
1944	153.1	154.3	149.6	152.6	149.6	123.2	124.5	117.3	117.2	118.2
1945	160.5	161.7	156.3	158.0	155.4	132.1	133.9	123.2	122.8	123.3
1946	181.8	182.4	177.2	179.0	174.8	148.1	149.2	136.8	136.4	135.1
1947	219.3	222.0	207.6	207.5	203.8	180.4	184.0	158.1	157.1	158.0
Aug. 1948	255.5	256.4	246.1	250.2	244.2	204.8	208.2	184.7	183.8	183.2
Sept. 1948	257.3	257.6	247.8	252.0	246.4	205.8	209.1	186.3	185.6	184.7
Oct. 1948	257.5	257.8	248.1	252.2	246.6	204.8	207.7	186.5	185.8	184.7
	% increase over 1939					% increase over 1939				
Oct. 1948	108.5	110.6	89.8	89.1	89.6	137.3	149.9	96.1	90.7	95.0
	ST. LOUIS					SAN FRANCISCO				
1920	118.1	121.1	112.1	110.7	113.1	108.8	107.5	115.2	115.1	122.1
1925	118.6	118.4	116.3	118.1	114.4	91.0	86.5	99.5	102.1	98.0
1930	108.9	108.3	112.4	115.3	111.3	90.8	86.8	100.4	104.9	100.4
1935	95.1	90.1	104.1	108.3	105.4	89.5	84.5	96.4	103.7	99.7
1939	110.2	107.0	118.7	119.8	119.0	105.6	99.3	117.4	121.9	116.5
1940	112.6	110.1	119.3	120.3	119.4	106.4	101.2	116.3	120.1	115.5
1941	118.8	118.0	121.2	121.7	122.2	116.3	112.9	120.5	123.4	124.3
1942	124.5	123.3	126.9	128.6	126.9	123.6	120.1	127.5	129.3	130.8
1943	128.2	126.4	131.2	133.3	130.3	131.3	127.7	133.2	136.6	136.3
1944	138.4	138.4	135.7	136.7	136.6	139.4	137.1	139.4	142.0	142.4
1945	152.8	152.3	146.2	148.5	145.6	146.2	144.3	144.5	146.8	147.9
1946	167.1	167.4	159.1	161.1	158.1	159.7	157.5	157.9	159.3	160.0
1947	202.4	203.8	183.9	184.2	184.0	193.1	191.6	183.7	186.8	186.9
Aug. 1948	232.6	236.8	212.7	213.4	213.6	223.4	221.6	213.8	219.2	218.1
Sept. 1948	234.9	238.1	215.7	218.1	215.7	225.2	222.9	215.7	221.3	219.5
Oct. 1948	233.9	236.7	215.9	218.3	215.7	225.6	223.3	216.2	221.7	219.9
	% increase over 1939					% increase over 1939				
Oct. 1948	112.3	121.2	81.9	82.2	81.3	113.6	124.9	84.2	81.9	88.8

The index numbers shown are for combined material and labor costs. The indexes for each separate type of construction relate to the United States average for 1926-29 for that particular type — considered 100.

Cost comparisons, as percentage differences for any particular type of construction, are possible between localities, or periods of time within the same city, by dividing the difference between the two index numbers by one of them; i.e.:

index for city A = 110

index for city B = 95

(both indexes must be for the same type of construction).

Then: costs in A are approximately 16 per cent higher than in B.

$$\frac{110-95}{95} = 0.158$$

Conversely: costs in B are approximately 14 per cent lower than in A.

$$\frac{110-95}{110} = 0.136$$



Cost comparisons cannot be made between different types of construction because the index numbers for each type relate to a different U. S. average for 1926-29.

Material prices and wage rates used in the current indexes make no allowance for payments in excess of published list prices, thus indexes reflect minimum costs and not necessarily actual costs.

These index numbers will appear whenever changes are significant.

FOR FLEXIBLE DIVISION OF FLOOR SPACE

IN OFFICES
FACORIES
EVERY TYPE OF
INDUSTRIAL AND
COMMERCIAL
BUILDING



MILLS METAL PARTITIONS

FOR more than twenty-eight years The Mills Company has devoted itself exclusively to the design and manufacture of movable steel partitions. The unexcelled quality of Mills Metal Partitions in thousands of buildings of every type throughout America reflects the concentration of engineering, craftsmanship and production facilities upon this single purpose.

The new Mills Metal Partitions Catalog No. 49-O represents, in printed form, the knowledge and experience gained during these twenty-eight years of work in this field. It was designed as a practical, convenient "working tool" for architects and all who deal with the problems of flexible space divisions in commercial, industrial and institutional buildings.




You'll find this new 44 page Mills Catalog bound into Sweet's File, Architectural, for 1949—or we'll be glad to send you an easy-to-handle copy for your individual use. Just ask for Catalog 49-O.



THE MILLS COMPANY

965 WAYSIDE ROAD • CLEVELAND 10, OHIO

REQUIRED READING



Drawing by Peter Anson of St. Columba's Cathedral, Oban, Scotland. From "Churches: Their Plan and Furnishing"

CHURCHES FOR CHURCHMEN

Churches: Their Plan and Furnishing. By Peter F. Anson. The Bruce Publishing Co. (540 N. Milwaukee St., Milwaukee 1, Wis.), 1948. 6½ by 9½ in. xx + 242 pp., illus. \$6.50.

The object of this book, states the author in his foreword, "is to provide the clergy and laity with a practical guide to the building and remodeling of Catholic churches, and to give a summary of the laws governing their planning and furnishing."

It is hard to imagine an author better qualified for the writing of such a guide. Peter Anson studied art and architecture as a young man; he spent 14 years as a member of a monastic community where he was thoroughly trained in the liturgy and traditions of the Roman Catholic Church; he has traveled widely, visiting and sketching churches throughout Great Britain and Ireland, France, Belgium, Holland and Italy. "Again and again," he says, "I have realized that a particular church was a 'bad' church just because it was inconvenient to worship in. Like so many modern private houses these 'Houses of God' looked attractive enough inside and out. They may have been 'devotional,' but they were certainly not 'liturgical' . . ."

An architect, says Mr. Anson, must understand the functional nature of the different parts of the building before he can design a church; he must study the "clear and definite rules which have been drawn up by Canon Law during

past centuries, and which have been modified from time to time as occasion has arisen." The building must be suitable for public worship according to canonical requirements.

Because it is not too easy for the layman to put his hands on those "clear and definite rules," the church architect will find Mr. Anson's book a treasure-house of essential and helpful information. There is little here about "style" and nothing at all about "facilities" and "services." Mr. Anson is not much concerned with such matters. But he has illustrated the volume generously with his own sketches of churches, chancels, altars, pulpits, etc., and has included a number of plans which the architect will find well worth studying.

Here is a description of the various types of ecclesiastical building, of the rules governing the building and the dedication of churches, of the sacred vessels, the vestments and ceremonial accessories. Six chapters are devoted to the altar, its canopy, crucifix, lights, furniture, and so on. Other chapters deal with the sanctuary, the font and baptistery, the porch and main entrance, the pulpit, confessionals, seating, heating and lighting, ventilation. There is even a detailed description of the laws governing the design of a chapel for communities of strictly enclosed nuns.

"This is a practical book," comments the Rev. H. A. Reinhold of Sunnyside, Wash., who edited the American edition. "It will help any man who feels that he agrees with the tenets of the liturgical movement, but cannot find a down-to-earth application of its lofty principles. Especially the parish priest and the architect who cannot go to the expensive places that 'make the right things well' will welcome this book as a good friend for those who have to make small means do."

Mr. Reinhold certainly does not exaggerate the value of Mr. Anson's work!

STORES WITH THE "NEW LOOK"

1948 Store Modernization: Clinics and Forums at the 2nd International Store Modernization Show, New York City, July, 1948. Store Modernization Show Inc. (40 E. 49th St., New York 17, N. Y.), 1948. 7 by 8½ in. 182 pp., illus. \$5.00.

"The new look in today's stores is, to my mind, due not only to the contemporary design trend, but to the growing concept of the importance that movement or motion has in the store itself. Selling is not a static enterprise."

Thus spoke Morris Lapidus, A.I.A.,

at the opening clinic at the 1948 Store Modernization Show. His words were to prove something of a keynote for the whole series of clinics: speaker after speaker echoed the same sentiment.

The highly informative and interesting discussions at the five clinics now have been published, illustrated with a selection from the slides, diagrams and photographs used by the speakers in their talks. Each of the clinics covered a basic aspect of store modernization: Store Layout and Traffic; Store Lighting and Color; Displays and Fixturing; Store Fronts; and Planning and Budgeting for Modernization. Each subject has a chapter in the book and a section in the question and answer forum following the main text. Taken together, these panel discussions give an excellent picture of current trends in the store design field, for the panel participants list includes no less than 32 nationally recognized experts in that field.

HOSPITAL PLANNING

Transcript of the Institute on Hospital Planning: A Collection of Lectures Presented by Hospital Construction Authorities. American Hospital Association (18 E. Division St., Chicago 10, Ill.), 1948. 9 by 11 in. vii + 247 pp., illus.

Although the lectures which comprise this volume were given at the First Institute on Hospital Planning, held in Chicago a year ago under the auspices of the American Hospital Association, they were not published until late last summer. The time lapse, however, in no way detracts from their value.


The lectures were intended primarily for the hospital administrator and members of hospital boards, and the book will appeal first of all to that group. Much of the material, however, also will be of interest to the architect concerned with hospital design. There is, for instance, an excellent discussion of site selection, followed by a stimulating few pages devoted to the designing of the hospital to meet the needs of its future medical staff. Both of these were written by doctors. Architect contributions include: "The Shape of the Hospital," by Lewis J. Sarvis; "Allocation of Area to Meet Departmental Needs and Planning to Meet Requirements of Future Expansion," by E. Todd Wheeler; "How the Cost of Construction is Determined," by A. L. Aydelott; "Planning the Surgical Suite to Meet the Needs of Modern Practice in Surgery," by H. Eldridge Hannaford; "Types of Construction," by Laurence P. Johnston, A.I.A.; "New Products and Methods," by Carl A. Erikson, F.A.I.A.

There is scarcely a phase of hospital planning that is not discussed here by an authority well versed in the problems of that particular phase. This is a book

(Continued on page 30)

ARCHITECTS and ENGINEERS

This message will also appear in a broad list of publications that are read by the men you seek to influence . . . your prospective clients



Typical installation of Bulldog "Lo-X" Feeder Duct extending from Transformers. Bulldog manufactures Vacu-Break Safety Switches • SaffoFuse Panelboards • Superba and Rocker Type Lighting Panels • Switchboards • Circuit Master Breakers • "Lo-X" Feeder BUStrribution Duct • "Plug-In" BUStrribution Duct • Universal Trol-E-Duct for flexible lighting • Industrial Trol-E-Duct for portable tools, cranes, hoists.

No power pirates in this feeder system!

POWER pirates . . . ? Yes, such as Excessive Temperature Rise, and High Reactance Voltage Drop. They specialize in robbing you of electrical power! In Bulldog "Lo-X" BUStrribution Duct, they are kept under control.

Bulldog "Lo-X" BUStrribution Duct is built with a ventilated casing and special bus bar arrangement. Ventilation allows conductor heat to pass off into the air; closely spaced "paired-phase" bus bars reduce reactance, hold voltage drop to a minimum.

"Lo-X" Duct is adaptable to almost any power distribution setup. Standardization means *known* performance . . . even before installation. Prefabricated, factory-built units mean real savings in initial installation. Also, you can revamp a Bulldog "Lo-X" BUStrribution Feeder System to fit any change in plant arrangement, without scrapping a single part!

Underpowered equipment due to "power pirates" in your feeder system may be costing you plenty. Call

in a Bulldog Field Engineer. He will gladly answer your questions and show you an installation of "Lo-X" in your neighborhood.

Bulldog's Field Engineers welcome the opportunity to sit in with you during the early planning stages of a building project. Their knowledge of electrical distribution layout can mean savings in installation costs, as well as efficiency and reliability in actual operation. Why not take advantage of this service?

BULLDOG ELECTRIC PRODUCTS COMPANY


DETROIT 32, MICHIGAN—FIELD OFFICES IN ALL PRINCIPAL CITIES

IN CANADA: BULLDOG ELECTRIC PRODUCTS OF CANADA, LTD., TORONTO



BULLDOG

HEADQUARTERS FOR ELECTRICAL DISTRIBUTION



Section of Bulldog "Lo-X" BUStrribution Duct, showing the ventilated nature of the steel-mesh casing. Wrapped bus bars, utilizing air as the main dielectric, are mounted on porcelain insulators in "paired-phase" arrangement. "Lo-X" BUStrribution Duct is made in capacities from 600 to 4000 Amps.; 600 Volts or less; 2, 3, and 4 poles.

Where Condensation Threatens Metal...

RUST-OLEUM

STOPS RUST



Long-Lasting, Low-Cost Protection For Structural and Other Steel!

Rust-Oleum seals rustable metal with a tough, elastic *enduring* coating that defies destructive conditions including condensation, dampness, water, fumes, etc.—*indoors or out*. It's an *industry-proved* product available in all colors that adds years of useful life to factories, public buildings, apartments, homes and other structures.

Architects can safely recommend Rust-Oleum with full confidence that it will eliminate hidden rust and possible structural failure — particularly in crawl spaces and inaccessible areas where ventilation difficulties create condensation or dampness.

If you have a rust problem, give us full information and we will gladly offer specific recommendations. See complete Rust-Oleum catalog in Sweet's Architectural and Engineering Files, or write for a copy.



RUST-OLEUM CORPORATION

2479 Oakton St., Evanston, Illinois

REQUIRED READING

(Continued from page 28)

that any hospital architect will find stimulating and helpful. It is illustrated with reproductions of the slides used at the Institute.

CITIES OF THE FUTURE

Surging Cities: A Secondary School Textbook in Two Parts (Part I, Urban Planning Problems and Solutions; Part II, Greater Boston Acts for Tomorrow). By Theodore T. McCrosky, Charles A. Blessing and J. Ross McKeever. Greater Boston Development Committee, Inc. (80 Federal St., Boston 10, Mass.), 1948. 8 by 10 in. 287 pp., illus. \$3.00.



If development among laymen of a favorable mental "climate" for city planning is among the factors which augur well for the future of our cities, then this book must be regarded as an important and practical contribution to the planning field, and above all a unique contribution to the vast literature on city planning.

Written as a secondary school textbook in two parts — "Urban Planning Problems and Solutions" (Part I), and "Greater Boston Acts for Tomorrow" (Part II) — the book offers a basic introduction to the urban problem which should challenge the interest of a great many readers who are neither high school students nor even Bostonians.

Copious illustrations, including photographs, charts and maps, are well chosen to complement the text of the discussion, to clarify and to dramatize the key topics for the uninitiated.

Part I, which may later be issued as a separate volume if demand warrants, attempts to show how the "natural" evolution of cities has given rise to the unlovely, unhealthful and uneconomic conditions for living and working which confront so many millions of Americans in urban areas today. A general discussion of the historical process is followed by specific illustration of the trends in the growth of five American cities (New York, Boston, Philadelphia, Chicago and Los Angeles) and by a detailed analysis of the major problems with which today's cities are faced and the generally accepted approach of modern city planners to those problems. The mechanics of planning — including the legal and financial aspects — gets its share of attention.

Approximately half the book is devoted to the story of Boston's development, its current dilemmas and plans for the future. The final chapter, "The Citizen's Responsibility for the Future," suggests avenues of action for the ordinary citizen who wants a part in building the cities of tomorrow.




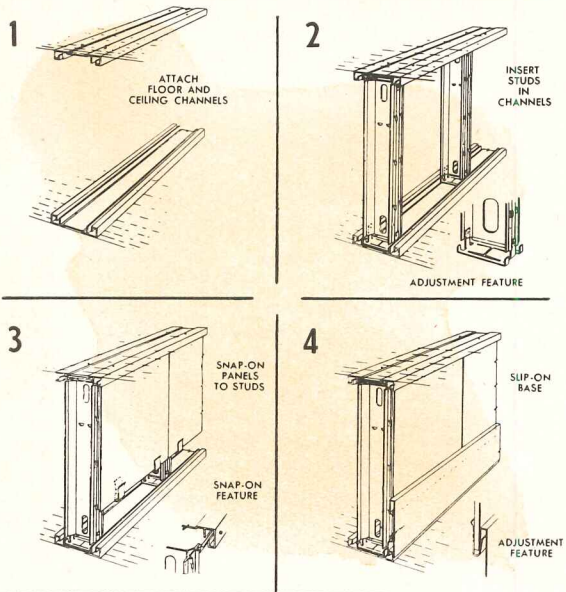
EASY ON THE EYES! Martin-Parry Metlwal Movable Partitions and Panelings are factory finished in rich, natural wood grain reproductions or baked enamel finishes in a wide variety of colors. These beautiful surfaces will not chip, crack or craze . . . *do not reflect harsh, metallic light* . . . are Bonderized against rust and corrosion.

EASY TO ERECT! Four simple steps are taken to install Metlwal. Workability is complete since all panels and parts may be cut on the job, as shown at the left. *And the Metlwal panel can be handled in full-size by one man.*

MODERN PRODUCTION FACILITIES! Martin-Parry's modern, fully automatic production equipment . . . in our new Toledo plant (below) . . . insures uniformity necessary to preserve the interchangeability of Metlwal panels. Martin-Parry's painstaking quality-control pays dividends in long-wearing installations that hold maintenance costs to a new low.

WRITE TODAY for your copy of our latest catalog A-1. See how Metlwal can help you plan beautiful interiors — quickly cover interior walls and divide space — with *only a few standardized parts, from local distributors' warehouse stock.* Learn why

Metlwal is easily movable without waste — easy to maintain — eliminates the need for plaster in new construction and for filler boards of other materials at ends or above cornice level. Just drop a line to: Martin Parry Corp., Toledo 1, Ohio.




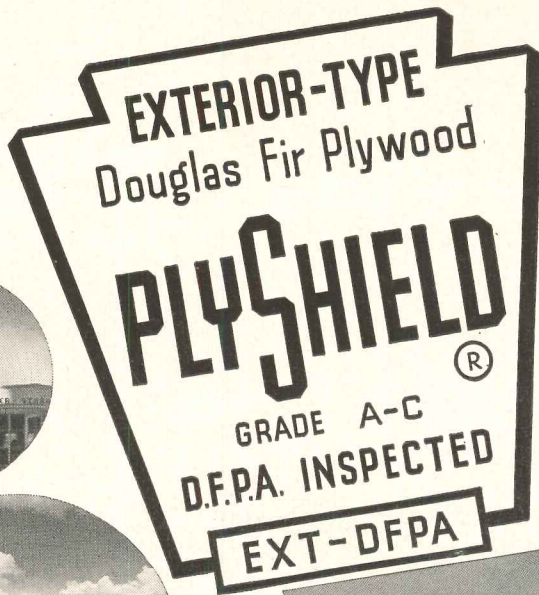


METLWALS

**ALL-FLUSH PANELING
MOVABLE PARTITIONS**

68 Years of Service

**ENGINEERING AND ERECTING SERVICE AND
WAREHOUSE STOCKS FROM COAST-TO-COAST**



A NEW NAME IN PLYWOOD

... this grade-trademark
 now identifies the most versatile single grade
 of Exterior-Type
DOUGLAS FIR PLYWOOD

**Other Grades of Exterior-Type
 Douglas Fir Plywood**

EXT-DFPA-A-A
 (Sound 2 Sides Exterior)

EXT-DFPA-A-B
 (Sound 1 Side, Solid Back
 Exterior)

EXT-DFPA-UTILITY-B-C
 (Solid 1 Side Exterior)

EXT-DFPA-SHEATHING-C-C
 (Exterior Sheathing)

EXT-DFPA-CONCRETE FORM-B-B
 (Solid 2 Sides)

PLYSHIELD is the new grade name for the outdoor type plywood panel formerly known as Sound 1 Side Exterior-type (So1S-EXT-DFPA). It has a face of "A" veneer, a back of "C" veneer, and is bonded with completely waterproof resin adhesive.

Versatile? Indeed! PlyShield has a long record of outstanding performance as a preferred material for the exterior siding of homes, garages, stores, warehouses, and commercial and industrial buildings of all kinds. PlyShield is used to great advantage to complement other building materials too—for gable ends, entrance treatments, dormers and bays; for soffits, porch and breezeway ceilings.

PlyShield is a time-tested product with a new, easily identified grade-trademark . . . now manufactured under the more rigid quality requirements of the new U. S. Commercial Standard CS45-48.

If you do not yet have your free copy of the new CS45-48 booklet—which contains complete data on new Douglas fir plywood grades and grademarks—write today to Douglas Fir Plywood Association, Tacoma 2, Washington.

**Grades of
 Interior-Type
 Douglas Fir Plywood**



(A-D or Sound 1 Side Interior) . . . for inside applications requiring one face of the highest appearance value.



(B-D or Solid 1 Side Interior) . . . a new grade, manufactured especially as a backing or base material—such as a base for linoleum or asphalt tile.



Sheathing (C-D) . . . for roof and wall sheathing, and for subflooring.



(B-B or Solid 2 Sides) . . . for multiple re-use concrete forms.


INTERIOR-A-B-DFPA
 Sound 1 Side, Solid Back

INTERIOR-A-A-DFPA
 (Sound 2 Sides Interior)



LARGE, LIGHT, STRONG

**Douglas Fir
 PLYWOOD**
Real Wood Panels



Let's get Personal!

Breaking in upon the privacy of a lady's boudoir, we find floor and walls of Kencork. There are many practical reasons for Kencork's being there. Natural cork, it is one of nature's insulators—warm enough in winter for barefoot walking, yet comfortably cool on sultry summer days. It is exceptionally quiet underfoot and the natural cork texture provides a non-slip floor surface.


But perhaps more important to your client is Kencork's rich, quiet beauty. Its neutral coloring of tans and browns makes an ever-changing, never-tiresome pattern that harmonizes with modern furniture and fabrics—fits into any color scheme. A room with Kencork walls and floor is a perfect starting point for an exquisite interior.

Knowing Kencork's many practical advantages, its lifetime durability and reputation for great luxury—many architects are agreeably surprised at its low initial cost. Ask your flooring dealer about Kencork or write us for the colorful Kencork catalog.



KENCORK
Floors and walls

David E. Kennedy, Inc., 71 Second Ave., Brooklyn 15, N. Y. — 50 Fifth Ave., New York 1, N. Y. — Ring Building, 1200 18th St. J. W., Washington 6, D. C. — 1211 N.B.C. Building, Cleveland 4, Ohio — Bona Allen Building, Atlanta 3, Ga. — Kansas City Merchandise Mart Inc., 2201-5 Grand Ave., Kansas City 8, Mo. — 532 So. Kolin Ave., Chicago 32, Ill. — 452 Statler Bldg., Boston 6, Mass. — 1440 11th Street, Denver 4, Colo. — 1817 Industrial Street, Los Angeles 21, Cal.




Thermo Windows Solar Shades

Were Selected for Waterman Building


Sealuxe Thermo Windows and Solar Shades Complement the Refreshingly Modern Design — Minimize Solar Heat — Reduce Air Conditioning Load . . . Shades are Also Storm Shutters.

To quote from the September Contractor's & Engineer's Monthly: "Waterman Steamship Corp.'s new home . . . one of the most modern office buildings in the south . . . the design while purely functional gives it a new look that is unusual and pleasing. This effect is produced in many ways . . . the neat exterior window shutters . . . refreshingly different in their eye appeal, yet are of great utility in keeping *the direct rays of the sun from the offices.*"



A close-up exterior photograph of Sealuxe Thermo Windows with Solar Shades. These are used on the east and south exposures to protect the windows from the hot sun. Shades are operated from the inside.

The statement has been made that the ingenious arrangement of shades, shutters and thermopane glass made possible a saving of 50 tons of air-conditioning equipment.



WATERMAN BUILDING
Mobile, Alabama
owned by
Waterman Steamship Corporation.
Architects
Platt Roberts & Co.
Associate Architects
O. W. Long, Jr.
A. B. Benson
Consulting Engineers
R. S. Christiansen
Reg F. Taylor
General Contractor
J. P. Ewin, Inc.



The Sealuxe Thermo Windows on the north exposure have a fixed center vertical shade that prevents the heat waves of the late summer sun from striking the windows.


The photograph below is an interior view. The inswinging sash in Sealuxe Thermo Windows permit washing both sides of glass from inside; eliminating hazardous and costly outside window washing.

Refer to Sweet's
Architectural File.





CORPORATION
6710 DENTON DRIVE • DALLAS 9, TEXAS

District Offices: LOS ANGELES • DAYTON • DES MOINES • HOUSTON
Qualified Sales Representatives in all Architectural Centers



There's a
Genuineness
 to
GRANITE



THERE is a quality *look* and *feel* that is unmistakable. Even the untrained eye is impressed with the deep gleam and color splendor of polished granite surfaces. There is an instinctive acceptance of its genuineness. All know that granite is a natural stone, as durable as the quarry bed from which it came.

*Waterman Steamship Company Building, Mobile, Alabama. Polished Rainbow Granite used for the first floor facade.
 Platt Roberts & Company, Architects.*

ONE of the plus values that comes with and stays by the use of granite is *implied dependability*. The soundness of granite is associated with the firm that occupies the building. It is just a natural conclusion. There is nothing sham, nothing artificial. There is the permanent indorsement which goes with the universal acceptance of quality.

Please remember that Rainbow Granites are *Solid* stone. There is no deterioration. Polished surfaces stay gleaming smooth, unchanged for

the life of the building. There is a choice of color and textural patterns for single or combination effects. Consider Rainbow Granites for their reasonable first cost . . . no maintenance costs . . . permanence of planned effect . . . impressive dignity.

An interesting, helpful file of information — "Ideas in Granite" is yours for the asking. Address: Desk A-1, Cold Spring Granite Company, Cold Spring, Minn.


TRADE MARK FOR THE ELEVEN



COLD SPRING GRANITES OF COLOR

COLD SPRING GRANITE COMPANY, COLD SPRING, MINNESOTA

TRANE



How are you going to get it all in one booth?

THE ILLUSTRATION: Mr. O. T. Jackson, Trane Art Director, puzzles over scale models of Trane products and a sketch of the 134-foot Trane exhibit to be displayed at the Heating and Air Conditioning Exposition which opens in Chicago January 24.

What's the BEST way to make it EASIEST for engineers, architects and contractors to learn the MOST about Trane products and services at the Heating and Air Conditioning Exposition?

That was the problem, and we believe you'll find it solved to your satisfaction when you visit the big Trane exhibit.

It's set up to give you *new* ideas as well as a better understanding of *established* practices in the application of Trane's wide line of heating, ventilating and air conditioning equipment.

The huge booth will be manned by a dozen specialists, aided and abetted by 75 to 100 other Trane engineers attending the show. Come see us!

THE TRANE COMPANY... LA CROSSE, WIS.

Manufacturing Engineers of Heating, Ventilating and Air Conditioning Equipment—Unit Heaters, Convactor-radiators, Heating and Cooling Coils, Fans, Compressors, Air Conditioners, Unit Ventilators, Special Heat Exchange Equipment, Steam and Hot Water Heating Specialties . . . IN CANADA, TRANE COMPANY OF CANADA, LTD., TORONTO.

TRANE PRODUCTS ON DISPLAY AT THE 9th INTERNATIONAL HEATING & VENTILATING EXPOSITION

CONVECTOR-RADIATORS
HORIZONTAL UNIT HEATERS
PROJECTION UNIT HEATERS
NON-FREEZE HEATING COILS
HOT WATER HEATING COILS
HOT WATER CIRCULATORS
DE COOLING COILS
RECIPROCATING COMPRESSORS
EVAPORATIVE CONDENSERS
UNIT AIR CONDITIONERS
WATER COOLING COILS


UNIT VENTILATORS
BLOWER UNIT HEATERS
DE LUXE UNIT HEATERS
STEAM HEATING COILS
LAUNDRY COILS
CIRCULATING PUMPS
CONDENSATION PUMPS
CENTRIFUGAL FANS
PROPELLER FANS
UTILITY FANS

WATER CHILLERS
SC AIR CONDITIONERS
WALL-FIN HEATERS
ROOF VENTILATORS
RADIATOR VALVES
THERMOSTATIC TRAPS
BUCKET TRAPS
STRAINERS
QUICK VENTS
FLOAT VENTS

MULTIPLE-ZONE AIR CONDITIONERS
APARTMENT AIR CONDITIONERS
UNITRANE AIR CONDITIONING
CUSTOM-AIR CONDITIONING
S & T HEAT EXCHANGERS
SPECIAL HEAT EXCHANGERS
DIRECT RETURN TRAPS
HOT WATER FLO VALVES
HOT WATER FLO FITTINGS
FEED AND RELIEF VALVES
TEMPERATURE CONTROL VALVES

Rolling Steel

DOORS



Manually • Mechanically • Power Operated


There's a Mahon Rolling Steel Door to meet your particular door requirement—whether it be manually, mechanically, or power operated, or an automatically closing Underwriters' Labeled Fire Door. Investigate the space saving advantages of these vertically acting doors, their permanence, and the greater protection they provide throughout a lifetime of trouble-free service. When you specify Mahon Rolling Steel Doors, you are assured the latest developments in doors of this type . . . you get more compact and more practical operators, with exclusive features which have proved very desirable in everyday operation. See Mahon Insert in Sweet's File for detailed information and complete specifications, or consult a Mahon representative.

THE R. C. MAHON COMPANY

Detroit 11, Michigan • Western Sales Division, Chicago 4, Illinois

Representatives in All Principal Cities

Manufacturers of Rolling Steel Doors, Shutters and Grilles, and Mahon Steel Deck for Roofs, Sidewalls, Partitions, Acoustical Ceilings, Permanent Floor Forms and Oversize Doors.



ROLLING STEEL DOORS, SHUTTERS AND GRILLES TO MEET EVERY REQUIREMENT

Three Mahon Power Operated Rolling Steel Doors, 26' x 12'-6", Recently Installed in the New Plant of Peninsular Metal Products Corp., Detroit, Michigan.

MAHON

Danbury WAVEDGE tile made its premiere as the dream floor in the Dream House erected at Wethersfield, Connecticut. In the kitchen, WAVEDGE forms the scalloped border around a large Ruby White centerpiece, outlined by a wide border of White Paisley.



Startling NEW IDEA
RUBBER TILE THAT CURVES

IT'S DANBURY WAVEDGE

T. M.

Now rubber tile flooring has curves in it — not hand-cut designs — but curves formed with standard units. Yes, something revolutionary is here. It's Danbury WAVEDGE Rubber Tile. Danbury WAVEDGE tile enables you to create an endless variety of patterns with curved

motifs — yet it is as simple to handle as conventional tile. WAVEDGE units are standard die-cut pieces — two equal parts of a square tile cut along a diagonal double curve.

With WAVEDGE, you have a new world of flooring beauty to place at your clients' feet. You can offer custom floors at a cost only slightly higher than a conventional installation. WAVEDGE is a Danbury development, and only Danbury has it. Write now for descriptive literature.




Back Hallway (foreground) of the same Dream House features repeat medallions of Ruby Red WAVEDGE tile on a field of Grey Paisley. The powder room has a Pale Blue WAVEDGE border on a field of Coral framed by black cove base.

The DANBURY RUBBER COMPANY, Inc.
DANBURY • CONNECTICUT

Copyright 1948
 The Danbury Rubber Co. Inc.

Patent Pending



here's a house full of ideas:

ALCOA'S NEWEST LABORATORY WORKS 24 HOURS A DAY

This home in a residential section of New Kensington, Pa., is Alcoa's newest laboratory. The family living in it are also Alcoa research workers.

Here we hope to find the answers to many new approaches to building *and living* with aluminum. Designed by Alcoa architects and engineers, this new home embodies over 60 different aluminum applications . . . load bearing exterior wall panels, insulation, hardware, wiring, doors and windows, to name a few.


These applications have proved out in laboratory tests. Now we want to find out how these new uses stand the test of being lived in,

through summers and winters, celebrations and quiet evenings at home, under the impact of storms, velocipedes and birthday parties for five year olds.



As we find out the answers, good or bad, we will tell you about them. We don't expect architects to risk their reputations and their clients' money on proving out new ideas in aluminum. That, we think, is our job. This residence is one example of many Alcoa research projects now under way. Today, although aluminum is not readily available in all its forms, we are proceeding with dozens of experiments which we hope will help you plan better, more economical, more livable homes in the years to come. ALUMINUM COMPANY OF AMERICA, 1867 Gulf Bldg., Pittsburgh 19, Pa.



ALCOA FIRST IN
ALUMINUM



extra white a favorite color in nature's masterpieces



extra whiteness

**for beauty in
cement and concrete
products**


Trinity White is the whitest white portland cement. Its potent snowy whiteness adds interest to a structure either as mass or as contrasting trim.


Use Trinity White for concrete architectural units, cast stone, stucco, cement paint, light-reflecting floors, mortars. The extra whiteness is especially useful in terrazzo work.

Trinity White *is* beautiful — *and* it is a true portland cement. Trinity Division, General Portland Cement Co., 111 West Monroe Street, Chicago; Republic Bank Building, Dallas; 816 W. 5th St., Los Angeles.


Trinity White **PORTLAND CEMENT**
PLAIN OR WATERPROOFED

as white  as snow







Plug-in **FA** Busduct



FA Shuttrak



FA Circuit Breaker and Fuse



FA LNTIP




Frank Adam Electric Co.


ST. LOUIS 13, MISSOURI

Makers of BUSDUCT • PANELBOARDS • SWITCHBOARDS • SERVICE EQUIPMENT • SAFETY SWITCHES • LOAD CENTERS • QUIKHETER


FA Shuttrak Switch



FA Quikheter



FA Load Center



The "inner circle" of quality has been reserved for **FA** for more than 58 years. Architects, Engineers and Contractors have specified electrical equipment bearing the **FA** Trademark ... because **FA** products are safe, easily installed and constructed from a practical standpoint to give longer-lasting service.

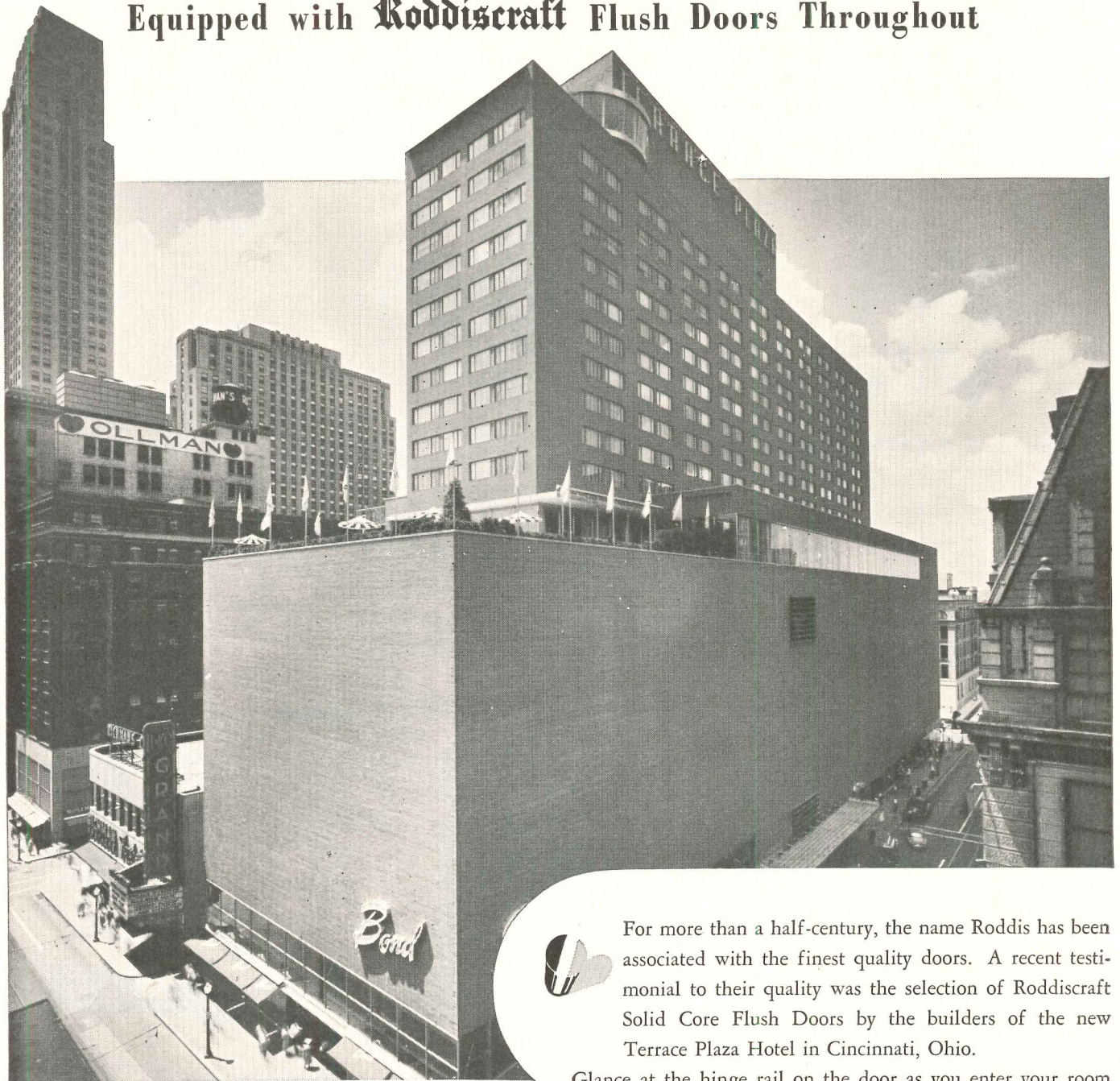
Whether Switchboards or Safety Switches ... Panelboards or Busduct ... electrical equipment with the **FA** Trademark has been the center of attraction for greater electrical efficiency.

So when you want time-tested quality, specify **FA** Electrical Products.

The New Terrace Plaza Hotel

CINCINNATI, OHIO

Equipped with **Roddiscraft** Flush Doors Throughout



For more than a half-century, the name Roddis has been associated with the finest quality doors. A recent testimonial to their quality was the selection of Roddiscraft Solid Core Flush Doors by the builders of the new Terrace Plaza Hotel in Cincinnati, Ohio.

Glance at the hinge rail on the door as you enter your room when next you stop at this beautiful hotel. You will see the built-in red-white-and-blue dowel . . . symbol of Roddiscraft Solid Core Flush Doors. The designer of this modern hotel selected Roddiscraft Flush Doors not only to carry out the modern design but because of their combination of beauty and rugged ability to stand up under heavy hotel traffic.

NATIONWIDE Roddiscraft WAREHOUSE SERVICE


Cambridge 39, Mass. . . 229 Vassar St.
Chicago 8, Ill. . . 1440 W. Cermak Rd.
Cincinnati 2, Ohio . . 457 E. Sixth St.
Dallas 10, Texas . . . 2800 Medill St.
Detroit 14, Mich. . . 11855 E. Jefferson St.
Kansas City 3, Kan. . 35-53 Southwest Blvd.
L. I. City, N. Y. Review & Greenpoint Ave.
Los Angeles 11, Calif. . 2860 E. 54th St.

Louisville 10, Ky. . . 1201-5 S. 15th St.
Marshfield, Wis. . . 115 S. Palmetto St.
Milwaukee 8, Wis. . . 4601 W. State St.
New York 55, N. Y. . . 920 E. 149th St.
Port Newark 5, N. J. . . 103 Marsh St.
St. Louis, Mo. . . . 4453 Duncan Ave.
San Antonio, Texas . . 727 N. Cherry St.
San Francisco 24, Cal. 345 Williams Ave.

DEALERS IN ALL PRINCIPAL CITIES

Roddiscraft

Roddis Plywood Corporation
Formerly Roddis Lumber & Veneer Co.
MARSHFIELD, WISCONSIN



ROSLYN GARDENS, ROSLYN, L. I.
 Max M. Simon - Theo. E. Merrill
 Associate Architects
 Raisler Corporation
 Engineers and Contractors


Another BIG APARTMENT PROJECT SELECTS SARCO THERM

Simplified Heat Control


The engineers of this six acre F.H.A. development, providing 217 moderate priced apartments, assured utmost heating comfort by deciding on Sarcotherm Control for the forced hot water system.

"Simplicity and Low Cost" were again the deciding factors. More and more engineers are realizing that the luxury of a control that modulates for both outside and inside temperatures is also an economy—in first cost, in fuel, and in maintenance costs.

Sarcotherm has thrived on comparisons. On plans, on price, in service, the more you compare, the better Sarcotherm looks. Why not see some of the many jobs in your territory?




**SARCO THERM
WEATHER
CONTROL**



**FOR
HOT
WATER
AND
RADIANT
HEATING**

CATALOG No. 500
WILL BE SENT
ON REQUEST



12

Sarcotherm

SARCO THERM CONTROLS, INC. • Empire State Bldg. • NEW YORK 1, N. Y.

YESTERDAY...AND TODAY...

Silence and long life sell

"BACK IN NOVEMBER 1937 we installed 45 Servel Gas Refrigerators . . . and they are still giving our tenants noiseless, dependable service . . . at continued low cost, too."

PETERSON-HALVORSEN
Managers of 3521-29½ Broadway
Chicago, Illinois.

"FOR OUR NEW 24-APARTMENT BUILDING we chose Servel. After observing refrigerator performance for the past ten years, we decided that trouble-free service was the feature we desired most."

LARSEN & BLIX
Managers of 2626-32 West Gregory St.
Chicago, Illinois



"AFTER 15 YEARS OF EXCELLENT SERVICE, my tenants thank me, and I thank Servel for the Gas Refrigerator's low-cost operation and year-after-year dependability."

BASIL GAVIN, Treasurer
Boston Management Corp.
137-143 Park Drive
Boston, Mass.

"OUR NEW GAS REFRIGERATORS—installed a short time ago—have already convinced me that Servel is my best refrigerator investment . . . by far!"

PAUL LIVOLI
Fairfield Gardens
Watertown, Mass.

apartment owners on Servel



"WAY BACK IN 1933 we chose Servel for our 56-room apartment house. Thanks to that wise choice, our tenants have enjoyed 16 years of silent, dependable service . . . at very low cost."

JACOB BROMBERG
President of the 6930-62nd St. Corp.
Ridgewood, Long Island, New York



"JUST ABOUT TWO YEARS AGO we installed 89 new Servels. What sold me on the Gas Refrigerator? Why, no noise, no wear, low operating cost, and longer life, of course."

MORRIS LAINOFF
Agent for Kings Tower Realty Co.
1525 E. 26th Street, Brooklyn, N. Y.

Noiseless, dependable operation year after year is the reason for the Gas Refrigerator's steady rise in preference

Down through the years, the Servel Gas Refrigerator has been a favorite with apartment owners. From experience they have learned that tenants welcome the silent refrigeration that *only* Servel can give.

Tenants also appreciate the Gas Refrigerator's dependable "always on the job" service. They don't have to worry about mechanical breakdowns which can cause costly food spoilage and annoying interruptions to their daily living routines. And, of course, apartment families are enthusiastic over Servel's many modern conveniences, including the spacious frozen food compartment . . . roomy moist cold, dry cold sections . . . and the over-all big, flexible interior.


Low Operating Cost . . . Lowest Upkeep

Even after many years of faithful service, Servel operating costs remain remarkably low. You'll also find that repair and replacement bills stay at the minimum. The Gas Refrigerator does not lose efficiency with age because it has no moving parts in its freezing system. There's not a single piston, pump, valve, or compressor to break down, wear out, or get noisy. Only a tiny, silent gas flame is needed to circulate the refrigerant through Servel's different, modern operating system.

See your Sweet's Catalog for full information on the Servel Gas Refrigerator . . . or write to Servel, Inc., Evansville 20, Indiana.



Servel
The GAS Refrigerator



Economics Laboratory, Inc., Lyndhurst, N. J. Walter Kidde Constructors Inc. of New York City, Engineers and Builders.

The makers of "Soilax" selected Lupton Architectural Projected Windows to obtain all the benefits of modern window design in their new plant at Lyndhurst, N. J. which exemplifies the modern trend in industrial construction. Here, Lupton Metal Windows add graceful appearance, give a greater abundance of daylighting, and controlled, year-round ventilation. Smartly-designed operating hardware is an added feature of Lupton Metal Windows. Low initial cost and outstanding durability make Lupton Architectural Projected Windows ideally suited for school, office or commercial buildings. Bronze wire screens can be furnished with open-in or open-out ventilators. There is a Lupton Metal Window for every type of building. Write for our catalog or see it in Sweet's.

MICHAEL FLYNN MANUFACTURING CO.
700 East Godfrey Avenue, Philadelphia 24, Penna.
Member of the Metal Window Institute

LUPTON METAL WINDOWS

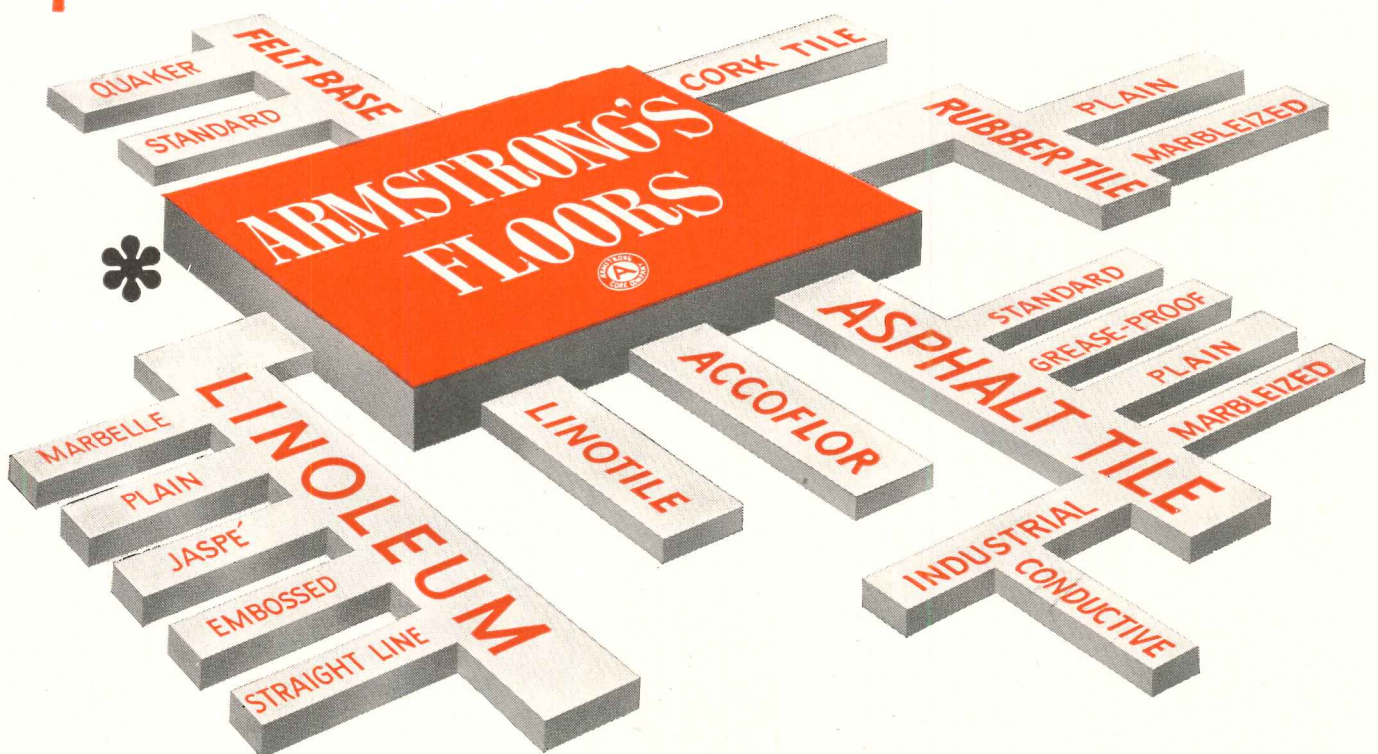
LIGHT REFLECTIVITY IN RESILIENT FLOORING *

* *What is the value of light reflectivity in flooring?*

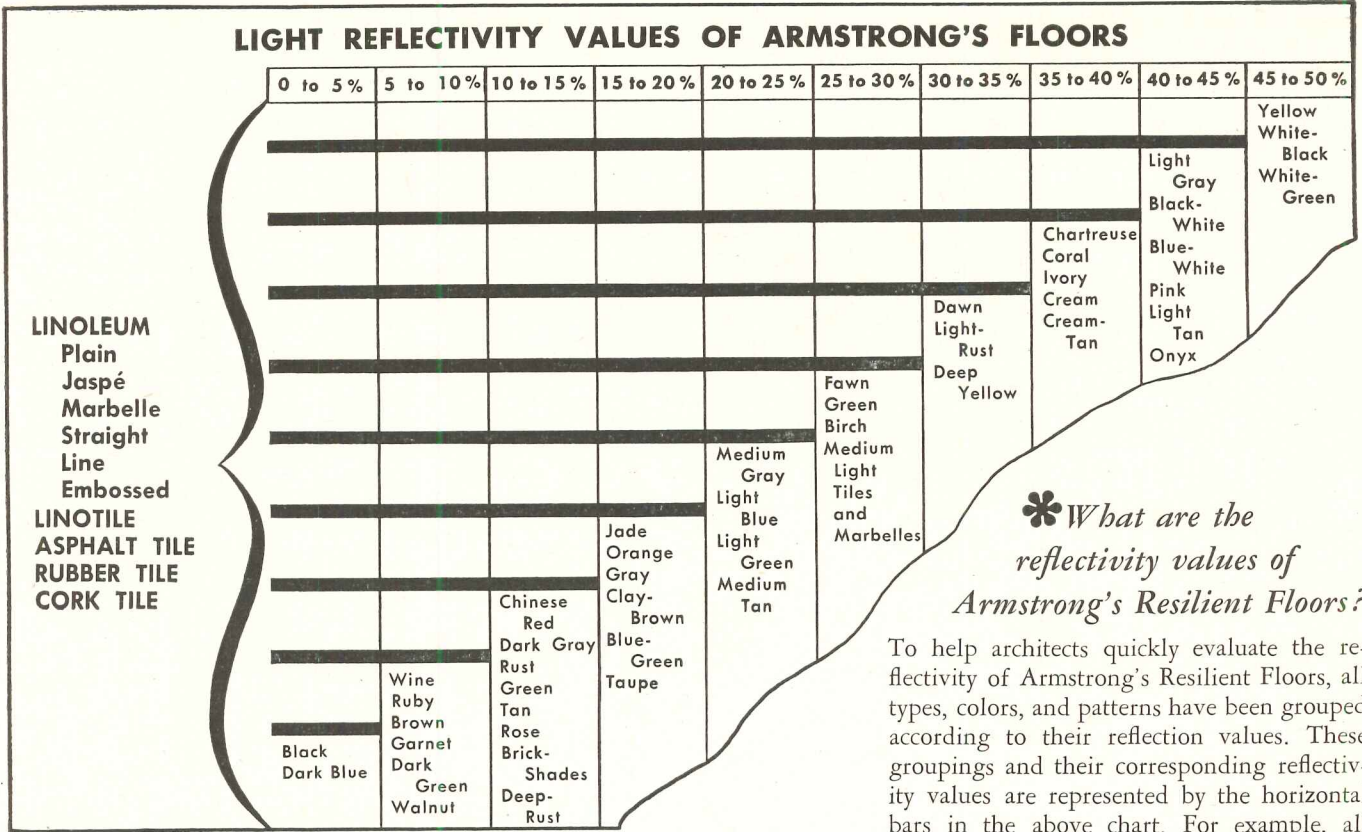
The total amount of usable light in any interior depends not only on the amount of light supplied but also on the amount reflected from the floor, ceiling, walls, and furnishings. Because the floor can play such a big part in reflecting or absorbing light, the reflective qualities of floorings are of interest to architects. Armstrong's Research Laboratories recently measured the light reflectance of all types of its resilient floors and charted the results. The chart on the opposite page shows the general color classifications of Armstrong's Resilient Floorings according to their reflectivity values.

* *How is the reflectivity of resilient flooring determined?*

Light reflectivity values of resilient flooring represent the percentage of light returned from the floor for re-use in the room. The comparative values listed here were obtained by placing pieces of the various colors and patterns of each flooring material at an angle of 45° to a pure white light in a Hunter Reflectometer. The light reflected from the samples of flooring materials was measured at an angle of 90°. In this way, effects of gloss are eliminated.



LIGHT REFLECTIVITY VALUES OF ARMSTRONG'S FLOORS



* What are the reflectivity values of Armstrong's Resilient Floors?

To help architects quickly evaluate the reflectivity of Armstrong's Resilient Floors, all types, colors, and patterns have been grouped according to their reflection values. These groupings and their corresponding reflectivity values are represented by the horizontal bars in the above chart. For example, all patterns of Armstrong's Linoleum, Linotile®, Asphalt Tile, and Rubber Tile containing medium gray, light blue, light green, or medium tan have a reflectivity of 15% to 20%. Architects may obtain the precise value of any or all patterns and colors of Armstrong Floors by writing directly to the Floor Division of the Armstrong Cork Company.

* How should resilient floors be selected to meet lighting plans?

The amount of daylight which the interior receives has a definite influence on the floor choice. Where there is an abundance of natural light, the darker resilient floor shades may be helpful since the darker colors tend to absorb light. Where the major portion or all of the light supply is artificial, the lighter colors and patterns may be needed to reflect more of the supplied light and give the entire interior a brighter appearance.

The direction of the natural light also has a bearing. Rooms with a northern exposure often call for floors that have the greatest degree of light reflection. In rooms with a southern exposure, it is often desirable to have floors of a color that will absorb part of the light. Where natural lighting is augmented in daytime by artificial light, the flooring reflectivity required will depend on the result of this combination. The proportions of daytime and nighttime use of an area should also be considered in determining the shade of resilient flooring.

* Where is light reflectivity in floors important?


The value of light reflectivity is of greatest importance in such interiors as schoolrooms, offices, hospitals, and similar places where uniform lighting is essential. Here it is necessary to get the greatest degree of efficiency from both natural and artificial lighting. To accomplish this, the shade of resilient flooring selected should neither absorb nor reflect too much of the available light.

* Does service reduce flooring reflectivity?

If the resilient floor is not properly maintained, it will lose much of its reflectivity value because of the many minute scratches the unprotected surface receives from foot traffic. These abrasions tend to absorb light and will in time catch and hold dirt which further cuts the reflectivity of the flooring.

To maintain the reflectivity of the resilient flooring, as well as to protect its wearing surface, the floor should be waxed and polished according to the manufacturer's instructions. For further information on this subject or for unbiased recommendations in solving resilient flooring problems, the architect is invited to call or write any Armstrong office or write directly to the Armstrong Cork Company, Floor Division, 2401 State Street, Lancaster, Pa.





Throwing Mill Has Open-Web Joists—Owned by the Duplan Corporation, this attractively-designed mill at Winston-Salem, N. C., is used for the processing of nylon synthetic fiber. Completely air conditioned, and faced with both plain and fluted aluminum panels, the one- and two-story structure has a total floor area of 143,000 sq ft. Its construction included more than 80 tons of Bethlehem Open-Web Joists, used as lightweight purlins between the main trusses to furnish support for the roof deck. Open-Web Steel Joists offer the architect other advantages, too, for when used in combination with concrete floor slab and plaster ceilings, they provide a type of floor construction which is not only fire-resistant, but also shrink-proof, sound-retardant, and vermin-proof. *Architects and Engineers:* Lacy, Atherton, Wilson & Davis, Wilkes-Barre, Pa. *Contractor:* Fowler-Jones Construction Co., Winston-Salem, N. C.



For Colonial Charm... 1949 Style



**It's Bruce
Random Plank
Floors**

When you seek to create rooms that are strikingly different in style and beauty, specify plank floors—in random widths. Bruce Solid Oak Planks retain all the authentic charm and casual effect of historic plank flooring. Yet they are thoroughly modern in construction and are in keeping with present-day refinements in the home.

Ideally suited to the many variations of Colonial architecture, and to the rambling Ranch types, Bruce Plank Floors are decoratively and historically correct for all traditional styles.


The three distinctive grades of Bruce Solid Oak Planks are *Mansion, Fireside, Tavern*. They possess individual grade characteristics and permit a choice to achieve the effect desired—whether it be formal or informal.

Consult your Sweet's Catalog File for more information on Bruce Plank Floors. Or write E. L. Bruce Co., Memphis, Tenn.

BRUCE ALSO MAKES Strip Flooring, Block Flooring, Hardwood Moulding and Trim, Pine and Hardwood Lumber, Furniture Parts, Ceda'line Closet Lining, Everbond X Mastic, Terminix, Floor Finish and Maintenance Products.



BRUCE HARDWOOD FLOORS





**STRAN
STEEL
FRAMING**

selected for

Use of Stran-Steel framing throughout the fifty-nine buildings of the \$2,752,000, 300-family McConaughy Terrace garden-type apartments, now under construction in New Haven, Connecticut, is providing fire-resistant, long-life buildings with real economy.

Since this project is being amortized over a 50-year period, these factors are of vital importance. When plans for the project were formulated, Douglas Orr, architect, and the New Haven Housing Authority, owners, believed that the precision, simplified Stran-Steel framing system could provide premium quality and fast construction.



↑ First panels of Stran-Steel framing erected in the McConaughy Terrace Housing Project, Douglas Orr, architect; B. M. Pettit, consultant for owner, New Haven Housing Authority; Fusco-Amatruda Company, contractors.
 ← Architect's sketch of typical apartment building.

McConaughy Terrace Project

Cost of McConaughy Terrace's fire-resistant construction is on a par with ordinary frame construction, because of the savings in time and the simplified procedures possible with Stran-Steel framing. Moreover, a permanently rigid, rot and termite-proof Stran-Steel framework insures lower maintenance costs and long life.

Fabrication and partial pre-assembly of Stran-Steel framing panels off the site during foundation work simplify and speed erection on the site. Delays in close-in time are further reduced by the nailability of Stran-Steel framing, which permits carpenters and almost all other trades to work simultaneously on both interior

and exterior construction.

Stran-Steel framing is making McConaughy Terrace apartments *better buildings* without increasing costs. If you are planning new construction—commercial, industrial or residential—you can get the same advantages from this modern framing system.




GREAT LAKES STEEL CORPORATION

Stran-Steel Division • Dept. 36 • Penobscot Building • Detroit 26, Michigan


UNIT OF NATIONAL STEEL CORPORATION

Here's the Story ON AEROFIN...



This man is completing one of the many tests used to control the quality of Aero-fin finned heat-transfer surface. He is looking for air bubbles in a specially illuminated tank. If there are no bubbles, it means the immersed Aero-fin unit has withstood the terrific strains of steam and hydrostatic pressure tests and is ready to give you long, efficient service.

Such rigid specifications and inspection, backed up with over 25 years of experience in manufacturing finned heat-transfer surface, assures you of Aero-fin dependability, durability and maximum efficiency.



Aero-fin is devoted exclusively to the production of finned heat-transfer surface. This specialization enables Aero-fin engineers to select just the right surface and materials for the job, enables expert workmen to assemble these materials into a highly efficient unit.




The end result of Aero-fin research, engineering and specialized production is the Aero-fin Finned Heat-Transfer Unit. Day after day, thousands of units like this one demonstrate their superiority under the most severe conditions. Complete research and accurate ratings allow you to install Aero-fin at full rating with confidence. You can depend on Aero-fin to give you long, efficient service.

*Throughout the
Air Conditioning Industry—*
Aero-fin units do the job Better, Faster, Cheaper

AEROFIN CORPORATION

410 South Geddes St., Syracuse 1, N. Y.

NEW YORK CHICAGO CLEVELAND DETROIT
PHILADELPHIA DALLAS MONTREAL




At home...with any size...*any style*...house!

GEORGE FRED KECK,
WILLIAM KECK
Architects



ASPHALT...the contemporary, functional roof material



● Designed by George Fred Keck, William Keck, Architects, the house pictured was built in 1939 near Fish Creek in Door County, Wisconsin. Using local limestone, the house features Redwood siding and a heavy butt, dark red Asphalt Shingle. The wing above provides a third floor study and captures a view of Green Bay. Note that in 1939, with all roofing materials in plentiful supply, Asphalt was both a design and functional choice.

A recent survey among 2500 architects reveals a broad appreciation both of the intrinsic advantages of asphalt shingles for a wide range of house sizes and of their inherent "fitness" to contemporary design.

Pointing to asphalt as a contemporary, functional material, respondents commented on the design advantages of asphalt shingles in terms of neatness of line, effectiveness of color, usefulness on lower pitches, versatility, pleasing mass without massiveness.

Asphalt Shingles are *more* than economical. They offer a host of practical advantages—both functional and design. Examples of your use of asphalt shingles in contemporary design, for possible publication with credit, are invited.

ASPHALT ROOFING INDUSTRY BUREAU

2 West 45th Street

New York 19, New York

SPONSORED BY 28 LEADING MANUFACTURERS OF
ASPHALT SHINGLES, SIDINGS, ROLL AND BUILT-UP ROOFINGS


asphalt SHINGLES
CONSTRUCTION'S BIGGEST DOLLAR'S WORTH

Outstanding New Products

that meet modern
architectural needs


Kawneer precision-made assemblies are designed and engineered to fulfill the highest standards of modern building.

Shown here are four striking new product developments. United with the famous Kawneer Line of Store Front Materials, they offer you the widest variety of architectural metals available today.





STOCK ENTRANCES

Now you can obtain immediate shipment on stock units. Kawneer offers the most complete line of aluminum entrances in the industry.



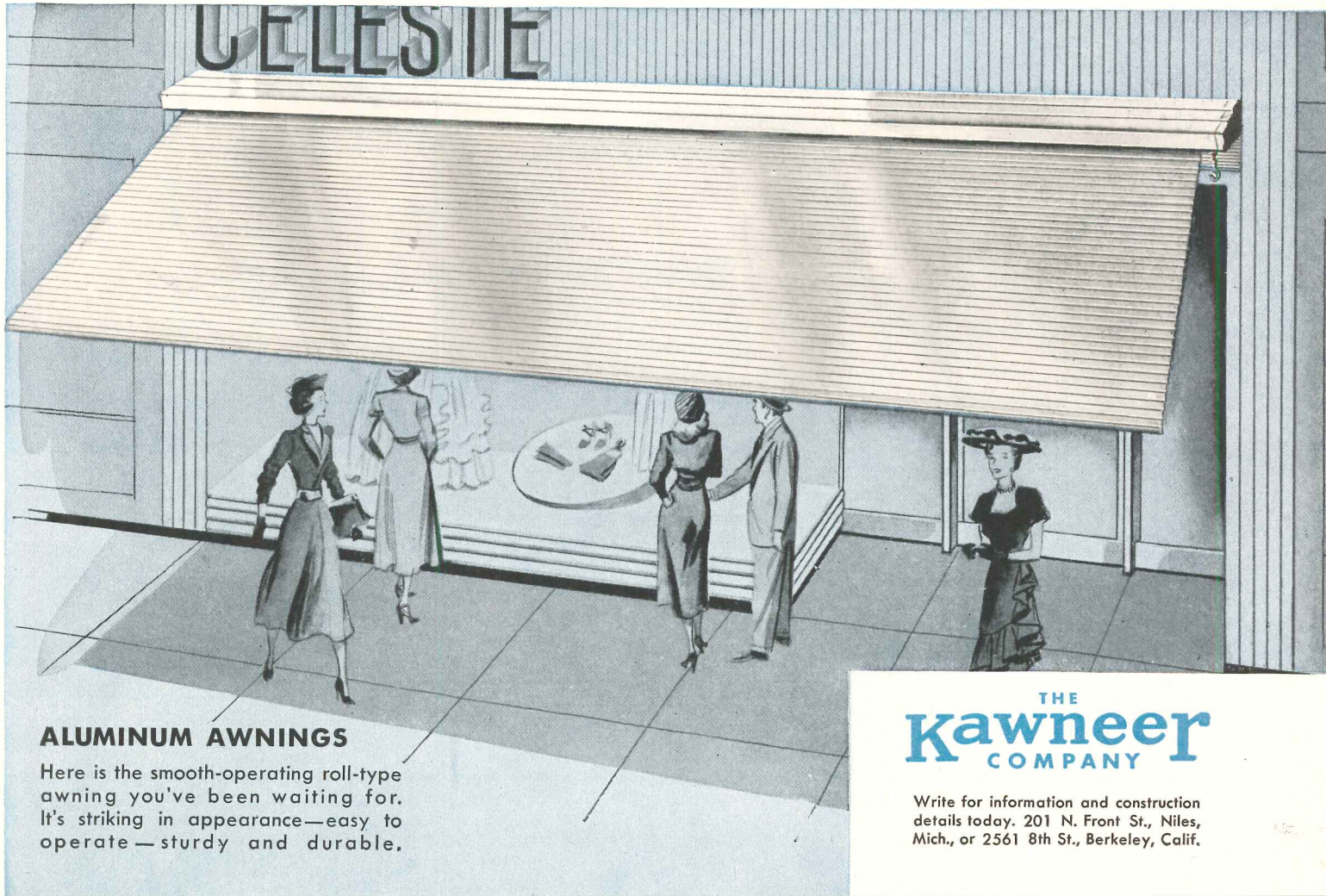
ALUMIGRID

This aluminum louvered ceiling offers eye-pleasing, non-glaring illumination under a striking ceiling. Easy to install—conceals overhead elements.



ZOURITE

The modern aluminum facing material in 4 colors! Green, brown, or black porcelain enamel baked on easy-to-handle aluminum. Also in Alumilite finish.




ALUMINUM AWNINGS

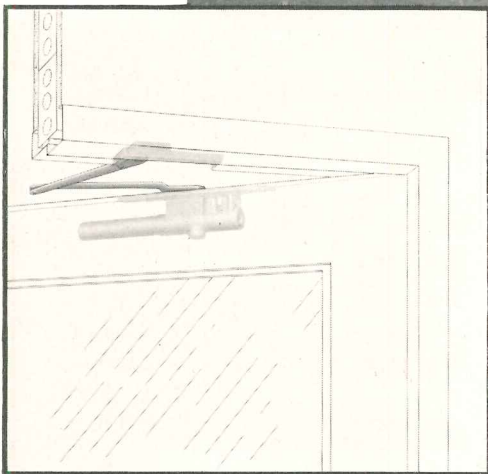
Here is the smooth-operating roll-type awning you've been waiting for. It's striking in appearance—easy to operate—sturdy and durable.

THE
Kawneer
COMPANY

Write for information and construction details today. 201 N. Front St., Niles, Mich., or 2561 8th St., Berkeley, Calif.



**Here's New
Low-cost
Concealed Control
for
Hollow Metal
Interior Doors**




● As door and frame are prepared by door fabricator to template details, the LCN 304 Closer is quickly secured in place with machine screws. On-the-job work is reduced to a minimum, total cost cut accordingly.

The LCN "304" Door Closer supplies a practical answer to the old problem: how to provide effective control for the many ordinary hollow metal doors specified for a modern building and still keep them free of bulky machinery.

It's simple now. The powerful closing mechanism of the LCN 304 is entirely hidden within the door itself. Only the arm is exposed. It handles easily any interior door up to 3'6" x 7' x 1 1/4" in size, and operates efficiently under common conditions of internal draft and heavy traffic. Thoroughly tested and proved in two years of actual service. Incorporates back-check action; also hold-open if desired, yet costs little more than an LCN exposed closer of similar capacity. Folder 304-a promptly sent on request. LCN Closers, Inc., 466 W. Superior St., Chicago 10, Ill.



**OVERHEAD CONCEALED, FLOOR CONCEALED
AND EXPOSED TYPE DOOR CLOSERS**



**For pre-cast concrete building units
specify American Welded Wire Fabric reinforcement**



Many shapes and forms of pre-cast concrete building units are made practical by American Welded Wire Fabric reinforcement. Its closely spaced small members of cold drawn high yield-point steel impart evenly distributed strength to the concrete slabs, panels, planks, pipes and special shapes produced by the pre-casting industry.

In many prominent hospitals, hotels, schools, churches, factories, government and public buildings, the use of pre-cast concrete units reinforced with American Welded Wire Fabric—especially for walls, floors and roofs—has resulted

in better-looking buildings, speedier construction, savings in time and money.

We do not produce pre-cast concrete units. When you are figuring on using them, you can get complete information from nearby pre-casting companies—and be sure to specify the use of American Welded Wire Fabric reinforcement.

AMERICAN STEEL & WIRE COMPANY, GENERAL OFFICES: CLEVELAND, OHIO

COLUMBIA STEEL COMPANY, SAN FRANCISCO
PACIFIC COAST DISTRIBUTORS

TENNESSEE COAL, IRON & RAILROAD COMPANY, BIRMINGHAM
SOUTHERN DISTRIBUTORS

UNITED STATES STEEL EXPORT COMPANY, NEW YORK

Every type of concrete construction needs



AMERICAN WELDED WIRE FABRIC
reinforcement

UNITED STATES STEEL




an entirely

**an entirely new concept of
elevating**

OTIS AUTOTRONIC ELEVATORING

*Traffic
Timed*

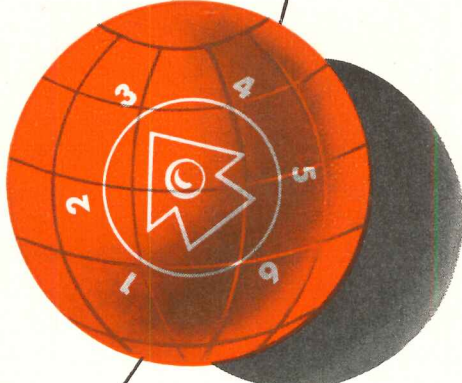


new concept of elevating

We've studied the American business day—your day! You're always in a hurry for an elevator. You're in a hurry to get UP to work in the morning... DOWN to lunch... UP from lunch... DOWN and UP for morning and afternoon appointments or snacks... DOWN at five. Hurry, hurry, hurry.

Now, we've made it possible for you to hurry without fuming—anytime! We've developed the first elevating system ever to be timed to the 6 changing traffic patterns of your business day. It's called AUTOTRONIC Traffic-Timed ELEVATORING because its AUTOMATIC and elecTRONIC features match service to traffic throughout your entire day. It's explained interestingly in a new Otis Booklet B-721-F. We'll be happy to send you a copy.

Address: Otis Elevator Company,
260 11th Avenue, New York 1, N. Y.

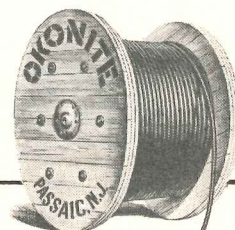


OTIS... first with Electronic Signal Control...
again first with Traffic-Timed Elevating

**ONLY COMPLETELY-PROTECTED
CONDUCTORS ASSURE**

Longest-Lived **WIRES AND CABLES**

**... and only Okolite-Okoprene cables
possess these 9 "factors of protection"**



- ① Conductors are coated with corrosion-resistant Okoloy, a lead alloy that outlasts tinning 2 to 1.
- ② Internal corona cutting is eliminated and dielectric strength increased by Semicon Tape applied over the conductor on all Okolite-Okoprene cables operating at over 2000 volts.
- ③ Moisture-resisting, high-voltage Okolite, an oil-base insulation proved in over 20 years of service, is made with Up-River Fine Para, the best grade of natural rubber. Approved as Type RWSN by Underwriters' Laboratories.
- ④ The Okoprene covering, a pioneering development of the Okonite laboratories, has established its stability and permanence on millions of feet of cable installed since 1935 under the most severe conditions.
- ⑤ Both insulation and jacket are applied together in a single operation by the strip-process and uniformly vulcanized in a continuous metal mold to give the best and most dependable bond.
- ⑥ Insulation and covering receive but a single vulcanizing "cure" thus eliminating the life-shortening effects of double vulcanization.

With today's installation costs*
only the

Longest-Lived
will be economical

*The lifetime cost of a cable rather than its first cost is the only true measure. Okonite wires and cables, built to stand up better and longer, can offset high installation costs.

- ⑦ Thickness of both insulation and jacket are accurately controlled by the Okonite strip-insulating process.
- ⑧ In addition to a. c. tests, every Okolite-Okoprene cable is subjected to high-voltage d. c. tests more severe than used by any other cable manufacturer.
- ⑨ Okolite-Okoprene cables have the longest and most extensive service record.

Okolite-Okoprene's electrical operating advantages, installation advantages and design advantages are given along with dimensional data in illustrated, information-crammed Bulletin AR-1037. For a copy, please address The Okonite Company, Passaic, New Jersey.

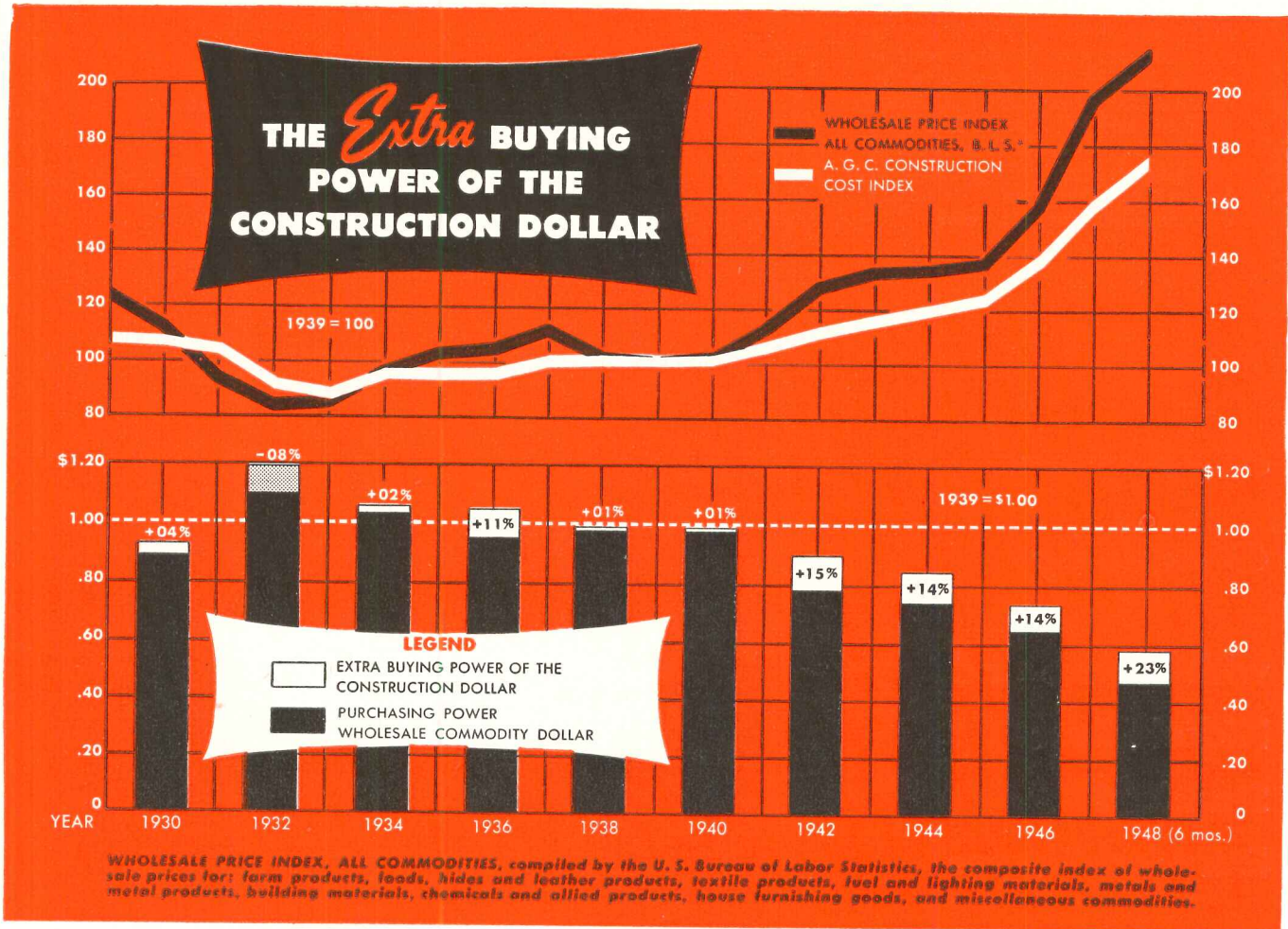
EE27

OKONITE



insulated wires and cables

THE BEST CABLE IS YOUR BEST POLICY



- As a national trend, the dollar invested in construction today has extra buying power compared to the dollar invested for wholesale purchases.
- Construction costs are tending to stabilize at new normal levels, as are other prices in the national economy.
- No quick or drastic reductions are to be expected immediately in construc-

tion costs, for much the same reason that other prices are not expected to drop abruptly.

- Positive steps leading to maximum efficiency and speed in construction operations are being taken by leading general contractors in cooperation with the professional societies and other associations in the industry.



America Progresses Through Construction . . . Construct by Contract

The ASSOCIATED GENERAL CONTRACTORS of AMERICA, Inc.

More than 100 Chapters and Branches throughout America
 National Headquarters — Munsey Building — Washington 4, D. C.

SKILL, INTEGRITY, RESPONSIBILITY IN CONSTRUCTION OF BUILDINGS, HIGHWAYS, RAILROADS, AIRPORTS, PUBLIC WORKS

At I. Magnin & Co.'s new San Francisco store, standard extruded shapes of Anaconda Nickel Silver are used in the main entrance, show windows, stairway handrail and balustrade. The base molding for the entrance is of nickel silver sheet. Standard architectural bronze shapes form frames for display cases, inside doorways and trim.

Luxury and Simplicity

with Bronze and
Nickel Silver
Standard
Extruded Shapes



A modern treatment of architectural bronze and nickel silver adds luxury, simple dignity and a strong note of permanence to the attractive new I. Magnin & Co. store in San Francisco.

In creating this effect, economical, easily fabricated Anaconda Architectural Shapes were utilized by the late Timothy L. Pfeuger, architect, F. Kern & Sons Iron Works, San Francisco, fabricators of the interior metal work, and the A. J. Bayer Co. of Los Angeles, who did the exterior nickel silver work, including entrance doors.

This inviting new store is one of three recently completed for I. Magnin in California. In both the Los Angeles and Beverly Hills stores, bronze and nickel silver are used in much the same manner.

The American Brass Company possesses an extensive and constantly growing collection of dies from which a wide variety of extruded shapes may be obtained. You are invited to make use of these shapes and the almost infinite possibilities they offer for ornamental work in various copper alloys.

4624




ANACONDA
from mine to consumer

Anaconda

ARCHITECTURAL BRONZE
THE AMERICAN BRASS COMPANY

General Offices: Waterbury 88, Connecticut
Subsidiary of Anaconda Copper Mining Company
In Canada: ANACONDA AMERICAN BRASS LTD.,
New Toronto, Ont.



2 stories high

Made by Columbia for Kaufman's, Inc. through
Simon Ventilighter Co., New York City.
Size: 20 ft., 3 1/8 in. x 24 ft. 10 3/8 in. (507 sq. ft.)

Out in Colorado Springs there's a giant Columbia Venetian Blind two stories high! Before it was installed in the window of the remodeled Kaufman's store, it stopped traffic on display against a 2-story factory. Its special tilt device is operated by remote control!

Here's the point to interest you: the company that can do such a Barnum job has the know-how to handle any kind of Venetian Blind you want! Look to Columbia for quality, for smooth,

dependable operation on any scale. "CCC" - Columbia - Controlled - Construction assures long wear and economy. Columbia styling assures smart looks.

★ ★ ★

Columbia Venetian Blinds and Window Shades are sold only through Columbia Authorized Dealers: leading department, furniture stores and shade shops. Your nearest Columbia Authorized Dealer will be glad to consult with you on your special needs.

Ask a Columbia Authorized Dealer

Columbia
VENETIAN BLINDS
AND WINDOW SHADES


FIND full details on Columbia Venetian Blinds in Sweet's Catalog.

THE COLUMBIA MILLS, INC. • 428 SOUTH WARREN STREET, SYRACUSE 2, N. Y.

**CHECK THESE COLUMBIA
QUALITY POINTS**

- handsome headbox, dust-and-rustproof, completely encloses all satin-smooth working parts.
- choice of enameled-coated steel or aluminum slats. Easy to clean.
- tape removal clip at top and bottom makes tape changing quick, easy.
- automatic safety stop holds blind where you want it—no slipping.
- Columbia's special Snap-Stop keeps blind from rattling, banging when window is open.
- "famous fourteen" colors fit harmoniously into any color scheme.

Don't waste the roof!




Like Cinderella, roofs are now blossoming forth after years of menial employment! Gardens grow on apartments and hotels. Factories and warehouses solve many space problems with new heavy duty traffic roofs. Schools, hospitals and office buildings have promenade roofs where fresh air and sunshine can be enjoyed even in the most crowded districts.

Ruberoid built-up roof specifications give the go-ahead signal to full, productive use of this valuable but long-neglected roof area. They provide the solid, workaday basis for making these new developments completely practical.

Let Ruberoid's thoroughly tested specifications help you in your current planning . . . the possibilities opened for creative design are practically unlimited. Complete specifications are available now from any Ruberoid sales office or your local Ruberoid Approved Roofer.

LIFE IS MORE PLEASANT →

for everyone in this new building—the carefully planned use of this roof area provides ample recreational facilities for all.



The RUBEROID Co.

BUILT-UP ROOFINGS

Building Materials for Industry, Home and Farm
Executive Offices: 500 Fifth Avenue, N.Y. 18, N.Y.

SALES OFFICES	}	BALTIMORE, MD.	MILLIS, MASS.
		CHICAGO, ILL.	MINNEAPOLIS, MINN.
		DALLAS, TEXAS	MOBILE, ALA.
		ERIE, PENN.	NEW YORK, N. Y.

The right roof for any job— from ONE source!

Ruberoid makes every type of built-up roof—Smooth Surfaced Asbestos, Coal Tar Pitch with gravel or slag surfacing, or smooth or gravel-and-slag surfaced asphalt . . . in specifications to meet any need. Ruberoid Approved Roofers are not prejudiced in favor of any one type. You are assured of one source for all materials, centralized responsibility, smoother operation, uniform quality!



ART IN OUR TIME

THE theory that the art of any age and place reflects and expresses the temper and tempo of that period and locale is one to which we have long subscribed. And certainly the art of the present can be no exception. To us this is inevitable since the artists are subject to, and are stimulated and influenced by, all the conditions under which they live and work — economic, political, social, intellectual, and shall we say, spiritual.

The architecture of today in America shows the unrest, the discontent with both the past and the immediate present, and the efforts of the *avant garde* to use all that they and science can provide in creating a new, more efficient and more logical environment for living. And it also records the inertia of the general public which is loath to relinquish the nostalgic styles and expresses its desire for security by clothing itself with forms of the past. In a world bewildered, beset with fears, and under constant tension one must expect manifestations in all the arts — music, literature, drama, and the dance, as well as in the graphic and plastic arts.



In all of these one sees the restless striving, the attempts to find creative release or escape along new paths, to find or establish new standards to take the place of the old which seem to be inadequate, or in which faith has been shaken. The nervous desire for change in the hope for the better impels the artist to innovate and experiment, to imaginative expressions in individual forms and techniques, to break from the smugly accepted traditional. And so we have abstract, non-objective, surrealist art with constant variations and mutations. It is not to be wondered then that much that results from such endeavor appear strange and unintelligible to the layman.

The fact that the current trend in painting, the art most sensitive to change, seems most puzzling to the public (and to some professionals in the other arts) is evinced by the number of current conferences, panel discussions, articles and exhibits designed to inform and explain. Just recently *Life* held and reported a lengthy discussion by art critics and authorities in an attempt to evaluate and elucidate "modern art," but which, to most readers, did little but clarify different points of view without coming to universally acceptable conclusions.

Because painting and architecture are fine arts, subject to similar influences, and both deal with visual components, the similarity or parallelisms in the resulting forms is interesting and provocative of much current discussion (see pages 90-94). The moot question is the significance of the interrelationships between these arts (and between their practitioners) and how far and in what directions these influences will go. It is much too early to be didactic on the subject, but it is imperative that we all attempt to understand the purposes, philosophies and their current expressions, in the various arts which, along with architecture, are now inevitably in a state of flux.


Kenneth K. Stowell

EDITOR



West view (above) and a close-up of the west end of the school show the rugged terrain which necessitated high retaining walls and a ramp down to the lower level of the primary pupils' play area. The large window (above) belongs to an unusually pleasant teachers' room

A SCHOOL THAT




WITH this, their maiden effort, two well known school men make their bow as an independent firm.* And right away they have made many fresh contributions.

The Fairfax School addition is small in size — only four new rooms (and a teachers' room) added to an existing plant that is obsolete and nearly ready for replacement. But the new job is generous with ideas.

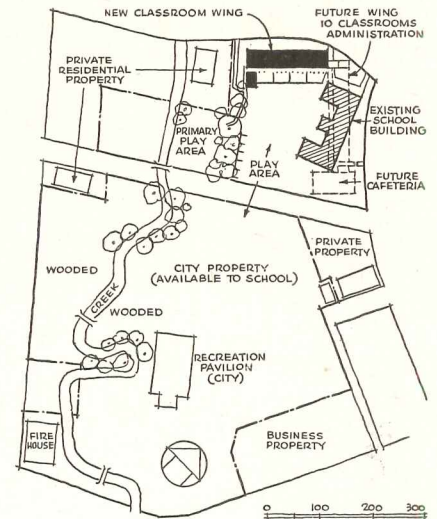
1. Outdoor classrooms are placed along the southern sunny exposure instead of the usual north exposure, which would be shaded by the building.

2. The major daylight source for the bi-laterally lighted classrooms is from the south — yielding a

*In the case of Sidney F. Bamberger, engineer of the firm, it is posthumous. The well-beloved "Sid" died September 18, 1948, at the age of 36, of heart failure, two short years after the firm's founding.



The new addition is shown in black poché on the site plan below. The land drops steeply toward the creek so that, in addition to the level play area seen in the large view there is a play area for primary pupils down lower, requiring grading and ramps. City property to the south of the school is needed for additional recreational areas



ADVANCES BEYOND CURRENT CLICHES

Fairfax Elementary School Addition, Fairfax, Cal., Bamberger and Reid, Architects and Engineers


warmth and color not found exclusively in north light.

3. The corridor space has been converted from a necessary evil into a direct educational facility.

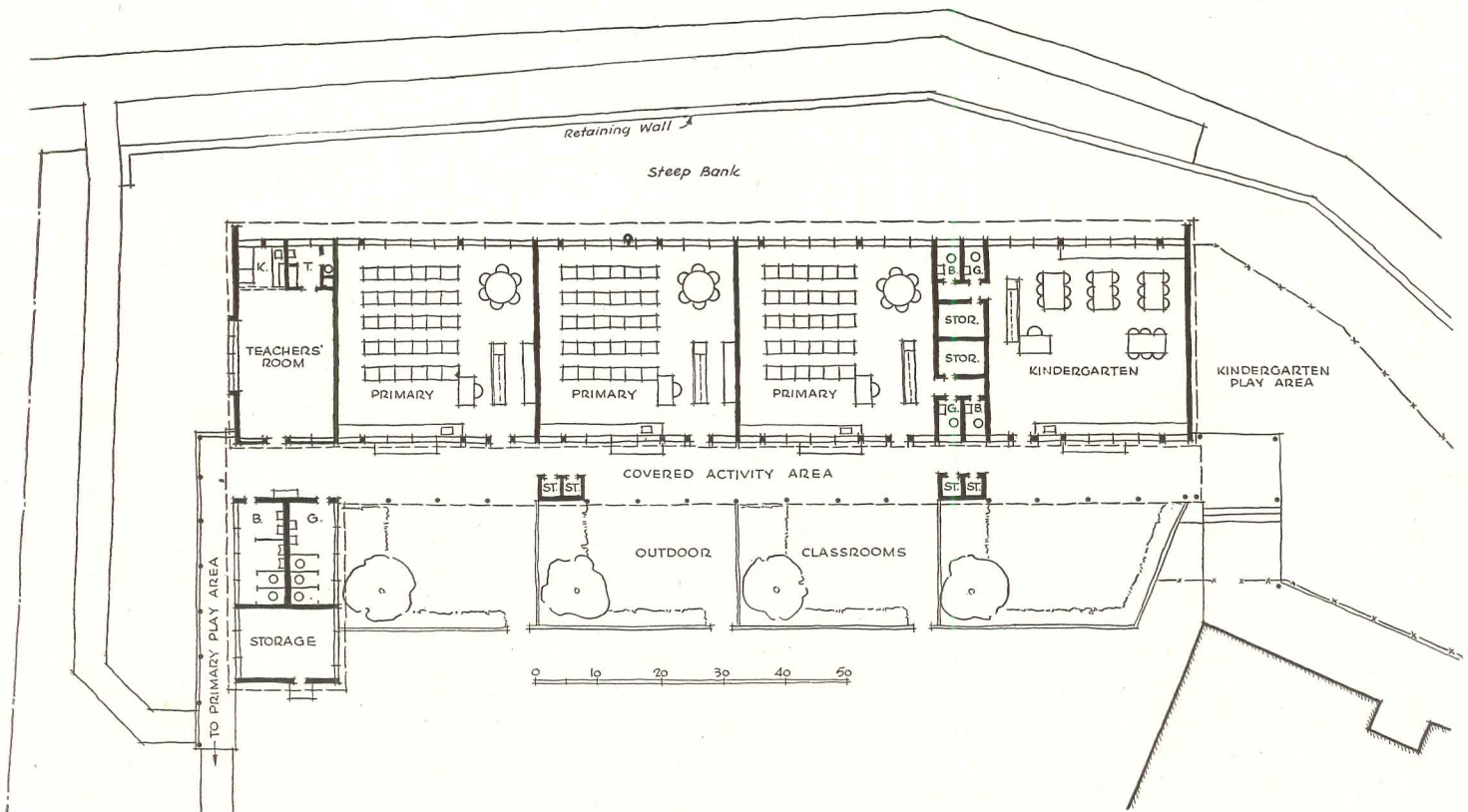
4. Considering the high performance level, costs have been held surprisingly low at \$10.74 per sq. ft. (September 1947). (Includes cost of outside classrooms; but their area was not used in the computation, which was based on full interior area plus one-half of covered porch area.)


5. A north-south wing, giving east-west exposure, is ultimately to replace the existing plant. If both kinds of exposure, north-south and east-west, prove satisfactory, under the high standard of daylighting, school planning will experience a new freedom.

On the cramped site, the new building was crowded as close to the north boundary as a steep bank would allow. A ramp, seen at the left (or west) end of the main view, and again close-up in the bottom view across-page, leads to the play area for primary grades which is at a much lower level than the play area in the large photograph. (See site plan.) Kindergarten pupils have their own segregated play area temporarily provided next to their room, at the north corner of the property (see building plan, next page). Only the fact that the School Board entered agreements with the city of Fairfax to use adjoining city property (see site plan) has made the available recreational facilities reasonably adequate. A future kindergarten wing to be built across the creek will relieve the present situation.




Roger Sturtevant Photos







Above, aluminum canopy over arcade makes a handsome transition from old building to new. The louvered clerestory seen in the view to the right is back behind the covered passage and in the same vertical plane as the windows seen in the picture at the bottom of the page




"In Marin County," writes the architect, in his own well known vein, "the climate is cold and damp in winter. So here the typical California practice of locating outdoor classrooms to the north would make them cold, wet, and relatively unusable much of the time. The designers, knowing that exciting new solutions spring from bold decisions, located these outdoor classrooms to the SOUTH! This led to placing the full-height

windows (30-in. sill) in the *south* wall. The traditional south corridor now serves a threefold use: it forms a covered activity area, it intercepts direct sunlight and diffuses it for the classroom, and it serves as a passage. Corridor costs represent a considerable fraction of total construction costs — in Fairfax, as a covered activity area, the corridor is an educationally usable addition to the classroom."





Outdoor corridor as seen above doubles as covered outdoor teaching area, also acts as control over south lighting of indoor classrooms. Vista is closed by toilet house. The roofing of this porch is topped off with an aluminum-coated capsheet that reflects additional light into the room through aluminum clerestory louvers seen in view below. The fact that corridors are used heavily only when class is out—and all classes are out simultaneously—might be converted into an opportunity for dual use even in states with worse weather. Note inviting proportions



"Indoor and outdoor areas were intended," the architect goes on to say, "to form a closely integrated teaching space. A work counter is located on the south wall under the windows (see picture at left). Along the counter are provided a work sink and bubbler, storage drawers, trays and shelves, a clay bin and a toy bin. Its location on the south wall, overlooking the outdoor classroom and convenient to it, makes for closer relation of indoor and outdoor work activities. In each outdoor classroom there is a storage cubicle for equipment."

Structurally, the school stands over a 4-in. concrete slab on fill (except over boiler room). Lightweight open-web steel ceiling joists, 4 ft. on centers, are supported at

The left-hand windows of this room are the same that are seen in the view of the corridor-porch across-page. North windows, seen at the right, are raised up 6 ft. above the floor to cut out undesirable view and provide space for blackboards, bulletin boards. Note that bottom window sash has glare-reducing glass to cut down contrast of diffused illumination



Roger Sturtevant Photos


their ends by longitudinal light beams at the top of north and south walls, supported in turn on 5-in. H-columns 16 ft. on centers. At the south wall the 30-in. concrete bulkhead braces these columns; at the north wall, the 6-ft. high wood stud frame is diagonally sheathed for bracing. All interior walls are nonstructural. (Section, next page.)

In finish, the ceiling is all lined with acoustical tile; walls are covered with $\frac{3}{8}$ -in. Douglas fir plywood; floors with asphalt tile. The exterior of end walls is stucco; exterior siding and fencing are stained redwood. Paving is asphalt concrete with prepared surfacing, integrally red in color.

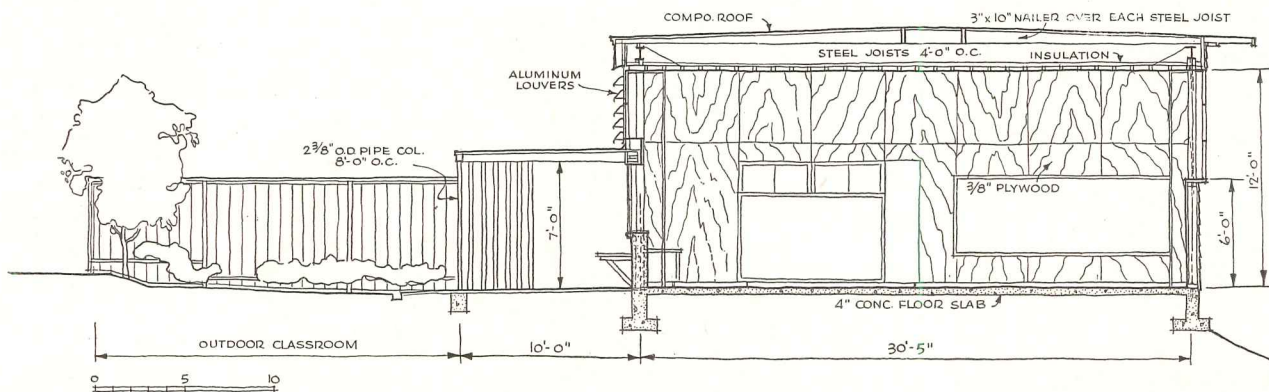
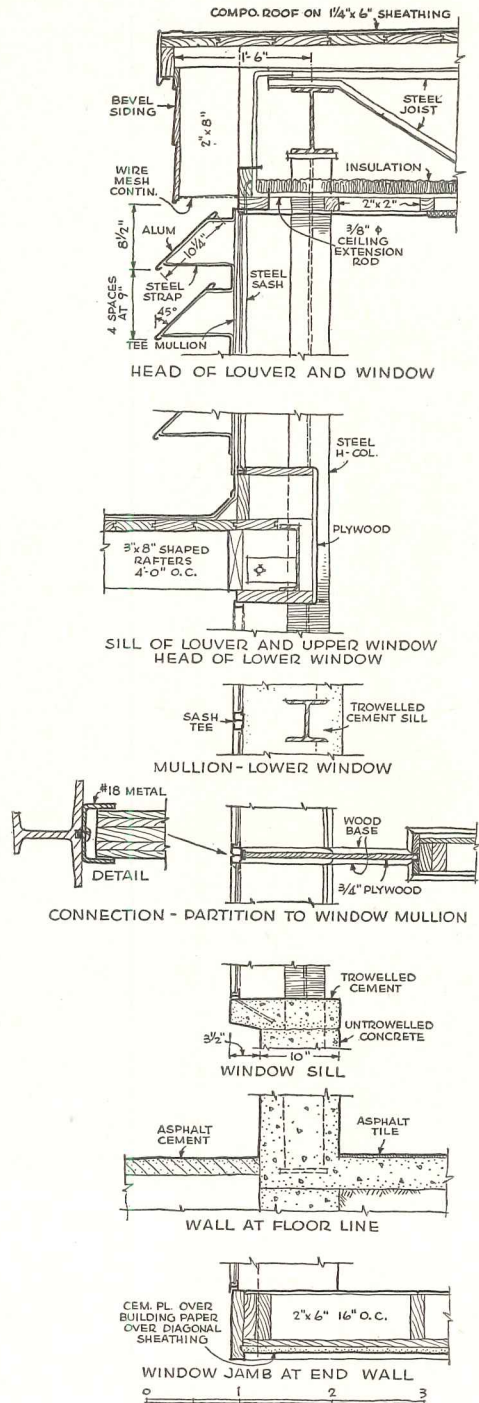
Heating is radiant panel type, from pipes of soft cop-


per tubing laid in the floor slab; temperature is individually controlled in each room.

Low costs were sought — and found — not by lowering standards, but by “economy through standardization of dimensions, structural members, and finishes; through lightweight construction and through simplicity in detailing.” The figure of \$10.74 per sq. ft. includes wiring and conduit for public address system, electric lights, full clock and program-gong system, a considerable development of storage cabinets and work counters, and the extra cost of high foundation walls due to the irregularity of the ground. An accolade is given by the architect to B and R Construction Co. and to William Howard Edie, A.I.A., of the architect’s staff.



A close-up view of the southern light-wall is seen here in conjunction with a cross-section of the same wall and a general section showing relationships of classroom, corridor-teaching space, and outdoor classroom. In an exposition necessarily filled with so much technical detail, here seems to be the one opportunity to call attention to the thoughtful elegance and conscientiousness of the entire design as architecture





SPECIFICATION DATA

Construction	Steel Columns. Light Steel Joists
Walls	Frame and Plywood
Acoustic Treatment	Perforated Acoustical Tile Ceilings
Painting	80% Rf. Ceilings, 65% Walls, 14% Floors, 40% Furniture
Floors	Asphalt Tile
Roofs	Aluminum Coated Composition
Insulation	4" Rock Wool in Ceilings
Chalk Boards	Light Green
Heating	Radiant in Floor

FOOT CANDLE READINGS

HIGH WINDOWS		
93	99	93
0	0	0
102	114	106
0	0 X	0
POSITION OF TASK		
185	193	209
0	0	0
HIGH AND LOW WINDOWS		

PLAN OF ROOM



LIGHTING DATA

ARTIFICIAL

6 Incandescent, 750 Watts, Concentric Ring Fixtures, Mounting Height Not Given; Intensity 25-35 F.C.

DAYLIGHT BRIGHTNESS READINGS	Foot Readings	Ratio of Task to Surface
General Weather	Lambert	—
Time of Day	Readings	—
Assumed Brightness Task	77	—
Desk Top	50	1.5:1
Floor	15	5.1:1
Writing Panel	31	2.5:1
Tackboard	36	2.1:1
Wall	450	1:5.9
Ceiling	150	1:2.0
North Sky	1200	1:15.6
Clerestory Windows	1800	1:23.4

COST DATA

General Construction	\$58,657
Heating and Ventilating	5,400
Electrical Work	4,300
Total Cost	\$68,357
Square Feet	6,365
Cost per Square Foot	\$10.74



Ezra Stoller Photos

PLANNED FOR A PLEASANTER LIFE

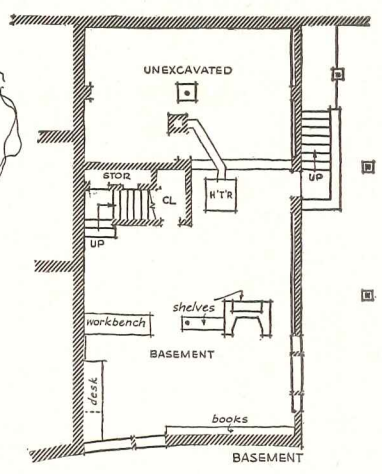
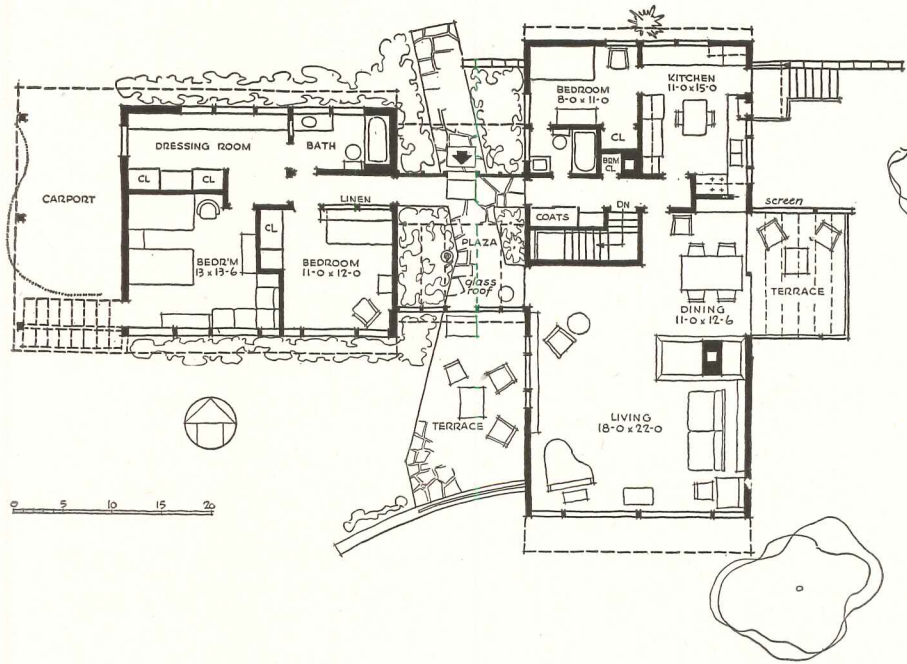

House for Mr. and Mrs. Francis Bitter near Cambridge, Mass.

Carl Koch, Architect, Frederic L. Day, Associate

IF proof were needed that ways of both living and architecture have changed vastly — and for the better — in two generations, this new house and the formal, three-story Georgian mansion that stands hard by on the estate of Edward W. Forbes would provide beautiful and typical examples of the contrasts between 1908 and the present.

Social convention only forty years ago dictated many a whopping and elaborate (albeit elegant and suave) "manor house" designed with all the architectural mannerisms of other bygone golden eras. Today the set-

pattern and the servants and the lavish hand have perforce largely vanished, and in their stead we have the freedom to design the environment and facilities for the particular way of life of the individual family. So in this house we have the straightforward, thoughtful planning that reflects and serves the owners' individual needs and desires — convenient, cheerful, efficient, informal — but with its own welcome dignity. The understanding logic of its planning and design becomes more and more evident as one analyzes its many interesting and unusual features, for it will bear the closest scrutiny.






Ezra Stoller Photos

Instead of entering a dark cramped hall or foyer, one is welcomed to the Bitter house through its sunny garden "Plaza" which both joins and separates the living and sleeping areas of the house. A glance at the page opposite will show why the Bitters refer to it as the "Plaza," for the sculptured figure is a small-scale study of the one that graces New York's Plaza; both figures are by Karl Bitter, sculptor, Mr. Bitter's father. Flooded with sunshine which pours through the south wall and the wire-glass skylight, this indoor garden will soon be verdant with flourishing olive and lemon trees, and eventually with camellias. Its flagstone walk is integral with the entrance path and the open terrace beyond to the south (shown below).

When the door is open one can see that the entrance plaza is really an enclosed continuation of the sunny south terrace. From this bright center, one can enter directly the living room or the service hall (with the coat closet and the stair down to Mr. Bitter's study), or the quiet bedroom wing. In too many houses all-on-one-floor, the living room is actually a big and busy corridor. Not so here. The vertical tongue and groove fir wall of the living room is stained with linseed oil and pigment








The dining end of the living room opens wide on a shielded terrace to the east. The counter of the cabinet at the left is level with the counter and range in the kitchen and the sliding panel (shown partially open) is a time-and-step-saving convenience. Plates of black and gold Burmese lacquer from Mrs. Bitter's collection are displayed on the shelves above

Central feature of the living room is the unusual fireplace open on three sides instead of the usual one; in fact, it was originally planned to be open on all sides with just a suspended hood to control smoke and draft. The hood is constructed on a 1 1/8-in. pipe frame with metal lath covered with an insulating cement; the throat is equipped with a rotary-type damper. The chimney carries the flue from the fireplace in the study below




The living room is readily adaptable to entertaining and to intimate musicals, for Mrs. Bitter, author of the book *Thirty Indian Songs*, is an authority on Indian folk music and used to sing under the name of Ratan Davi. The room has remarkably good acoustics and the grand piano is strategically placed at the southwest corner of the room. The land slopes sufficiently to the south to permit large windows in the study-workroom, under the living room, where Mr. Bitter can be in quiet seclusion or enjoy informal discussions with fellow


physicists. Here are his workbench and bookshelves.

The bedroom wing is designed for quiet privacy and comfort; both bedrooms open to the south, looking out across the grass terrace toward the Charles River. The spacious and conveniently equipped dressing room, complete with wardrobes, shelves, dressing table, drawers and pressing board, is *en suite* with the master bedroom and the bath. The master bedroom, thus unencumbered, is arranged and furnished for rest and relaxation by day or night, as will be seen in the plan.

Ezra Stoller Photos




Looking east along the bedroom window-wall toward the paved end of the terrace and the west wall of the living room. The roof extends to form the projection which shields the windows from both rain and summer sun; note similar protecting eyebrow over the south living room window at the far right. The door from the bedroom (extreme left) gives access to the carport via a trellised walk which will someday be an attractive greenhouse



A fine wire mesh screen shields the dining terrace from the service steps and entrance. At the left of the kitchen door is a slotted panel which opens to permit packages to be delivered into a large kitchen cabinet whether anyone is at home or not. The cabinet is seen in the photograph on the opposite page, center, above the counter and at the left of the sink. The main roof slopes down from south to north, one inch to the foot. The kitchen entrance roof is of corrugated transite. Outside entrance to the heater room in the basement is down a flight of steps at the left of the kitchen porch. Exterior concrete blocks are coated with cement paint





An ingenious linen closet is provided opening from the hall and forming the backrest for the bed-couch in the guest room. The bed is pulled out from the wall when its full width is needed. Note the borrowed light over the linen cabinets and door. The bedroom wing is built of 8-in. concrete block furred with 2 by 3's laid flat, then rock lath and plaster



Ezra Stoller Photos

Above, looking west across the north front, service wing in foreground, bedroom wing beyond. Right, east side of the kitchen, package delivery cabinet between door and window, sliding pass door in corner opens to counter in dining area. Below, looking toward the north window of the kitchen. The incinerator door is in the southwest corner (left, not visible). Kitchen floor is linoleum; bedroom floors, rubber tile; living room, oak. Radiant heating is employed throughout the house, the pipes imbedded in the concrete floor of the bedroom wing, and in the ceiling of the living and service wing. Both walls and roof are insulated





WHERE PARKING IS NO PROBLEM

Delman Theater, Dallas, Texas

Raymond F. Smith, Architect; A. E. Swank, Jr., Associate

The all-glass front of the lobby adds to its spaciousness and invites the movie-goer. Its curved funnel shape provides both easy uncramped access and natural control. The candy and popcorn counter (an important and profitable operation in a neighborhood movie theater) is an integral part of the lobby design. It is conveniently adjacent to the treasurer's office and it also has adequate storage

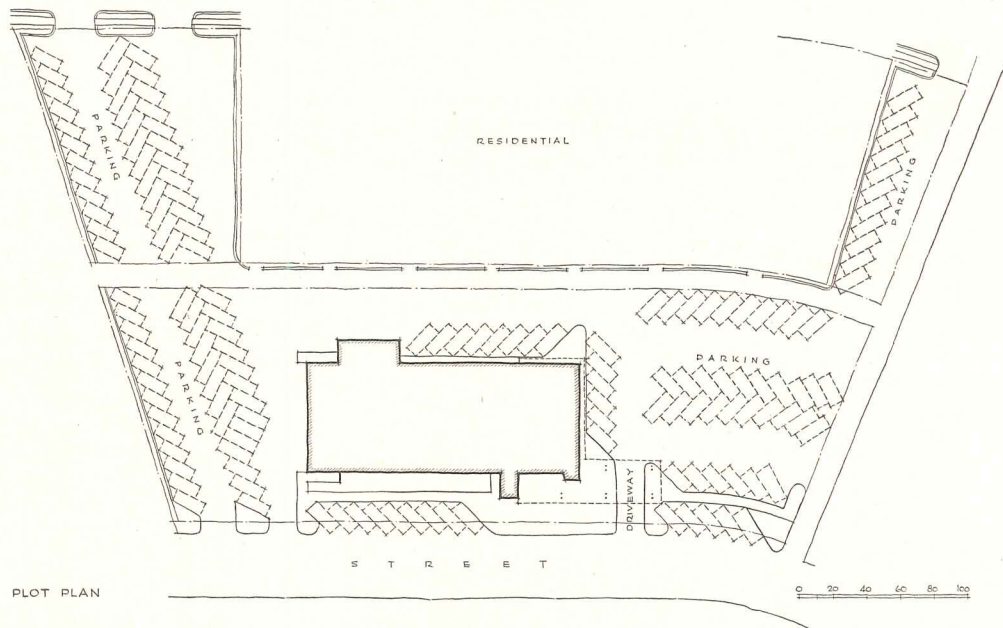
The design is noteworthy in that it achieves its attractiveness through its direct use of simple materials, the logical disposition of its functional parts, not least of which is the broad and brightly-lighted canopy which extends out from the lobby and box office. The brick projection at the left of the lobby houses the stair from the balcony and provides a display area as well as offering additional protection to those waiting for their cars



Photo Associates

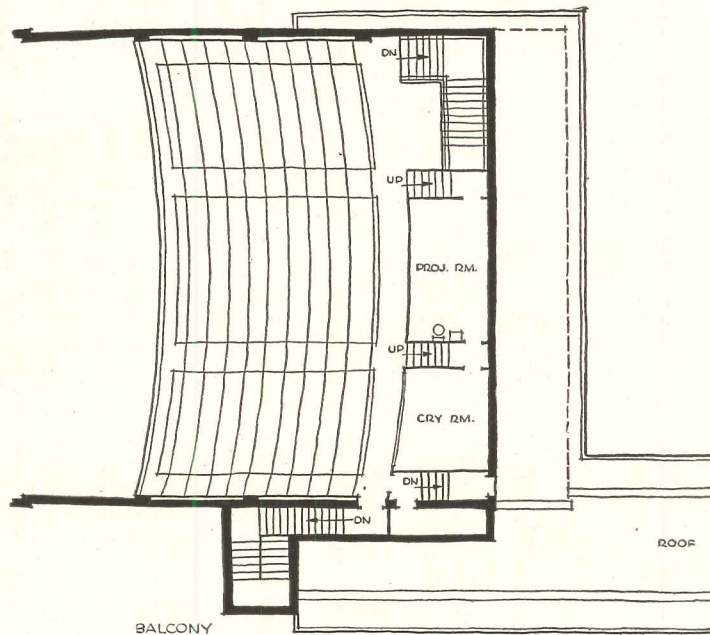
WHILE the theater is half a block from the main thoroughfare, its signs and brilliantly-lighted canopy in front attract the audience. The site chosen provides parking space for about 143 cars. Although the local zoning ordinance requires only one off-street parking space for each 15 seats, the owner and architects felt that at least one space for each five or six seats should be provided as this takes care of all but peak

loads. The broad, bright canopy shelters both the entrance doors and box office, and provides a covered way for those arriving by automobile. The exterior design is clean, uncluttered, and still provides for the large illuminated signs and the necessary frames for the "40 by 60s" — the colored posters which advertise present and coming attractions. The interior is equally simple and efficient. Naturally the theater is air conditioned.

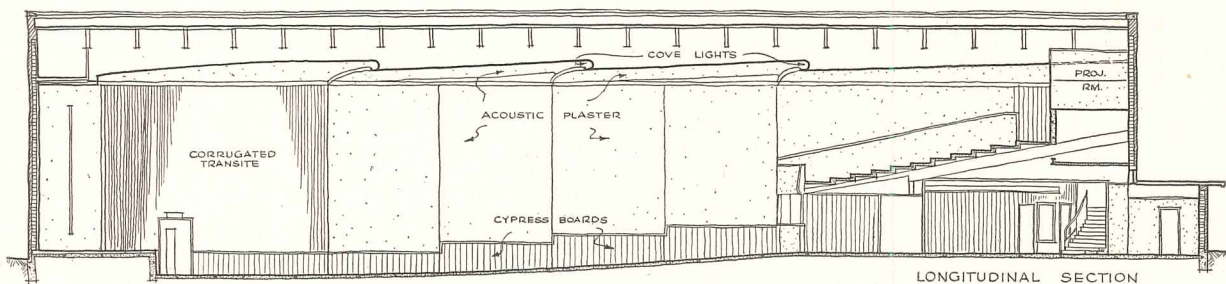
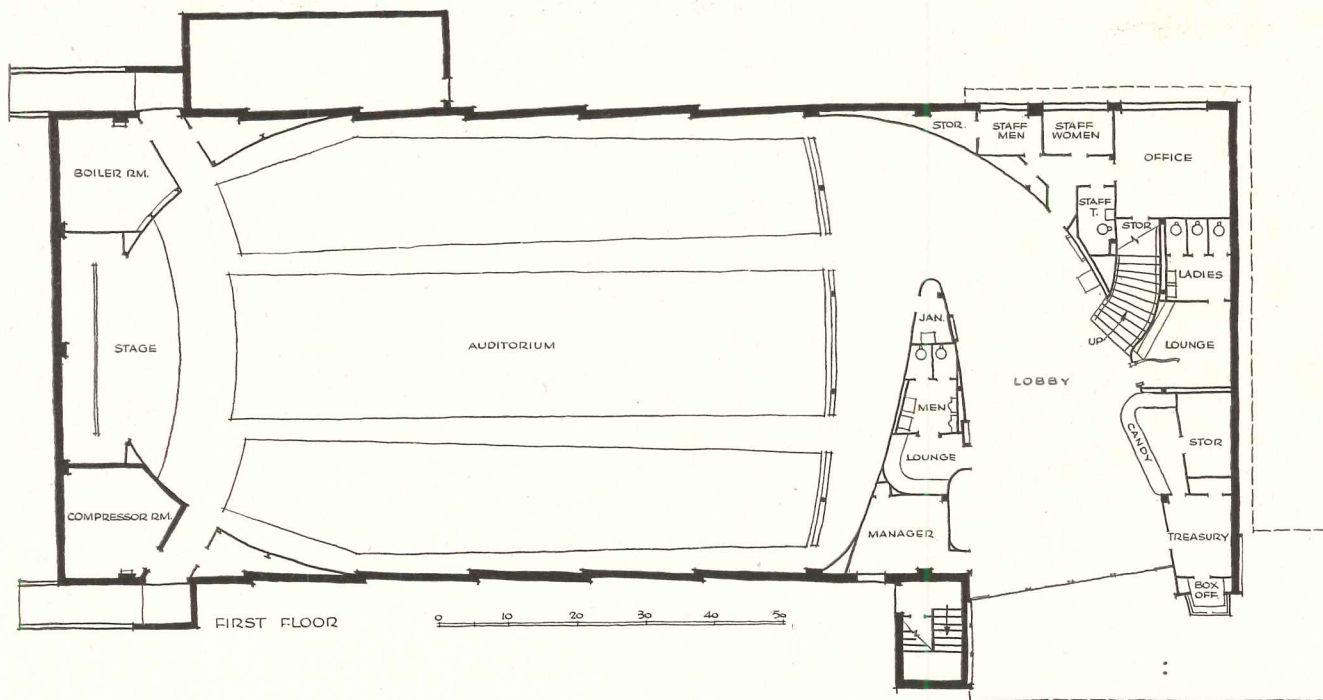





The lobby and stairwell walls, as well as the wainscot of the auditorium, are vertical cypress boards, random width, lapped joints, finished natural. The lobby is lighted indirectly near the entrance, and its ceiling steps down as one approaches the auditorium, the final portion having down lights which give adequate illumination without spilling light into the auditorium



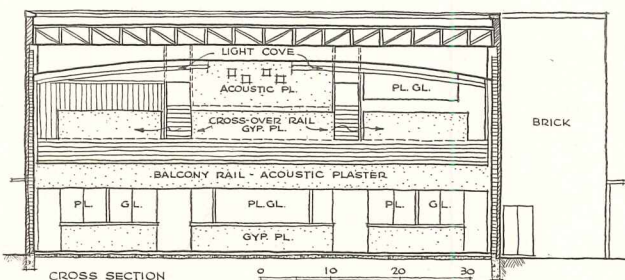
The sound-proof "cry room" with its glass front and with its own speaker permits parents to view the picture while caring for their crying child



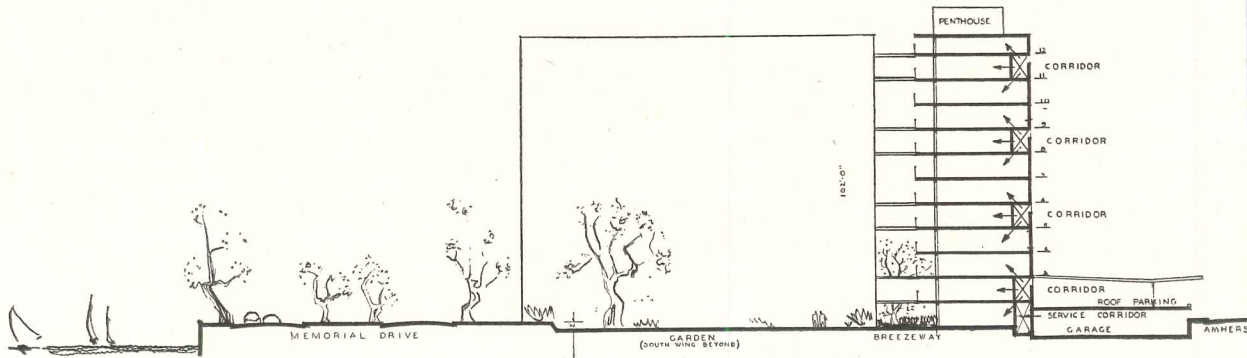


The auditorium was planned with a maximum number of central seats and with side aisles. The latter provide easier and quicker access to seats, making for less confusion, and they also simplify

the problem of maintenance and cleaning. Ceiling lights are in coves, directed away from the audience. The auditorium is simple and unostentatious in design, painted in shades of buff ranging from dark at the stage and at the wainscot to lightest at the balcony and ceiling. The carpet throughout the auditorium and lobby is unpatterned and is of a neutral light grayed brown with a slightly mottled weave which is both attractive and thoroughly practical. The stock roof trusses are of welded steel, 7 ft. 0 in. on centers, cross bridging of 1½ by 1½ by ⅛ in. angles approximately 10 ft. on centers, top chord stayed by the ribbed metal roof deck welded at each truss; estimated loads—live, 30 lb., dead, 20 lb.



AN APARTMENT HOUSE OF FAR-REACHING CONCEPT



Eastgate Apartments, Cambridge, Mass., for Massachusetts Institute of Technology

*by Architects and Engineers for Eastgate Apartments **

ONCE in a long while a building project sets a new milestone, by carefully executing a fresh conception. Eastgate Apartments, at Cambridge, Mass., for Massachusetts Institute of Technology, are considered by the editors of the RECORD to have this kind of importance. Accordingly the major part of next month's Building Types Study on apartment houses will be devoted to the background thinking and the preliminary analysis that went into Eastgate Apartments.

No mere theoretical project, Eastgate is under way, demolition being nearly completed and construction about to begin. Design studies occupied two years of the best thinking of M.I.T.'s brilliant staff. One kind among many kinds of collaboration is the design collaboration of the experienced Worcester building organization. (Dean William Wurster's favorite dictum is that "the way to get a good job is to give the opportunity to a young man, under the guidance of an older man.") Again, M.I.T. as an institution collaborates with the New England Mutual Life Insurance Company, for whom this is the first venture into housing

investment under the changed Massachusetts law, and whose president, George Willard Smith, joined with Dr. James R. Killian, Jr., new president of M.I.T., in making the announcement.

Eastgate is to house M.I.T. faculty families and other professional and related groups, in some 1,000 rooms making up 261 dwelling units, consisting of one, two and three bedroom apartments, in a 12-story building occupying 23 per cent of a site of $2\frac{1}{3}$ acres, with 430-ft. frontage on Memorial Drive on the shore of the Charles River.


The basic planning concept, rarely if ever attempted previously, might be described as:—

1. A *stack of flats*, rather than apartments. On two of every three floors all apartments go all the way through from exterior wall to exterior wall; and on the third floor, even, there are no across-corridor neighbors. Or you could call it —

2. A *3-floor skip-stop* elevator scheme with corridors every third floor. Occupants of apartments on floors above or below enter a private vestibule off the corridor, climb or descend their private stair (privately maintained) to their own homes.

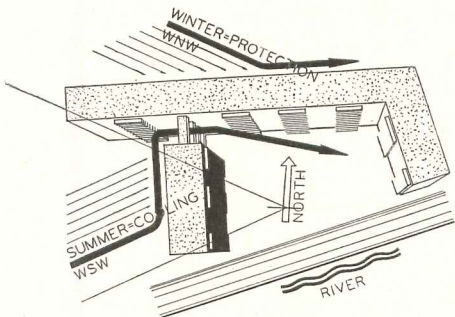
Either way, rental-area-to-total-area is reported up 5 per cent, while every apartment has river view, balcony, complete through ventilation, extra privacy, living room with long dimension daylighted, kitchen with special equipment, and beautiful design with a multitude of other pleasantnesses.


* Three groups participated. Design was in hands of M.I.T. staff members William Hoskins Brown, architect; Robert Woods Kennedy, architect; Carl Koch, architect; Vernon DeMars, consultant; Ralph Rapson, consultant. Collaborating for the Thomas Worcester, Inc., organization were Thomas Worcester, pres., William Davies, architect, G. Nelson Perry, structural engineer; Charles A. Turner, mechanical engineer; George I. Savage, electrical engineer. For the New England Mutual Housing Board, A. O. Willauer, architectural consultant, and Hamilton Coolidge, assistant architect.




Ralph Rapson rendering

North view of apartments (above) clearly shows slit windows of corridors every third floor, as seen also in cross-section, opposite page. View of model, from south, or river side, shows balcony at every apartment, while sketch plan explains why every apartment has a river view, and how the separation of the lower F-bar permits through-breezes for summer cooling. Drawings are preliminary only; next month's study will carry full plans and working details





ABSTRACTION, 1922, by Le Corbusier (Pierre Jeanneret)



VESTIBULE, SAVOYE HOUSE, Poissy, France, 1929, by Le Corbusier

"... The delicate precision of pattern in Le Corbusier's walls and their openings, a quality little associated with ferro-concrete construction previously, is clearly related to the restrained elegance of form in his work as a painter. After the first crude attempts at incorporating unmodified engineering elements, his houses were visually organized with all the perfection of his purist paintings. Their proportions, indeed, were worked out through geometrical devices more closely related to the humanistic theories of Renaissance architects than to the empirical formulas of modern engineers and are identical with those he had used from the first in pictorial compositions.

"There are closer analogies as well. The smooth, flat rendered surfaces of his buildings have the immateriality of the colored shapes in post-cubist painting. And soon the darker colors of his pictures of the mid-20's were introduced in addition to pastel tones in order to contrast certain wall surfaces more boldly with the off-white tone which he considered the natural color of the actual stucco. Even the curves of the objects in the pictures were echoed in his plans in the freely bent shapes used for non-structural screens. Neither in plan nor elevation were his architectural compositions allowed to ramble; rather they are compactly ordered inside rectangles like the frame of a painting."

ARCHITECTURAL DESIGN AND ABSTRACT ART


The recent publication of Henry-Russell Hitchcock's clarifying book, *Painting Toward Architecture*, which is based on the Miller Collection of abstract art, now on exhibit at the Boston Institute of Contemporary Design, points up a new interrelationship of the arts

THE parallel examples of architecture and art seen on these pages suggest a new relationship — easy to note, tricky to analyze.

In the RECORD, during the more conventional twenties, "allied arts" were shown as an *accompaniment* of architecture, enriching the visual form. Here we see painting *paralleling* architecture, sometimes teamed with architecture, as a collateral research in visual form.

As Hitchcock avers, architecture has always been an abstract art; but not until the past century did painters

and sculptors become deeply absorbed in abstraction. Driven out of straight illustration by technical inventions, goaded by hints of a more universalized structure beneath appearances, tantalized by the new vision of space opened by science, aware of the insights of primitive art and non-European art, painters and sculptors have gone through an experience that looks to the uninformed layman like an earthquake or explosion. (And they still have to deal with the two standard accusations leveled against explorers — that they are all dealing in



HICKOX HOUSE, Kankakee, Illinois, 1900, by Frank Lloyd Wright




JAPANESE ACTORS, 1805, by Kunisada


"It remained for Wright to apprehend in the Japanese print—and not as has sometimes been supposed in Japanese buildings—wholly new abstract possibilities for architecture. He saw that the simple geometric elements, so carefully disposed in the Oriental woodcuts, created a compositional interest independent of the subject matter of the prints. . . . But Wright also realized that this sort of abstract or pattern interest was capable of analogous exploitation in architecture. Had he merely imitated or emulated Japanese architecture, his work would have been no different essentially from that of various other architects . . . using simplified and stylized elements drawn from this or that European or non-European architecture of the past. . . . But he also succeeded in making these compositions as coherent and consistent as the geometrical patterns he admired in Japanese prints, but with the added interest of real existence in three dimensions."

BELOW:

"In the earlier postwar years around 1920, the Dutch artist Van Doesburg and the sculptor Vantongerloo, if not perhaps Mondrian, were working more consciously and directly toward architecture than anyone in Paris except Le Corbusier himself. Vantongerloo's curious sculptures of interlocking rectangular forms look at first sight like a cross between Chinese puzzles and precariously balanced piles of brick, . . . in mass and volume more complex than any architect has yet aspired to build. Instead, the influential work of the Dutch architect, Dudok, whose early buildings were quite suggestive of Vantongerloo's sculpture, has improved in quality since its plastic complexity became less willful."



HILVERSUM TOWN HALL, Hilversum, Holland, 1928, by Willem M. Dudok



SCULPTURE, 1931, by Vantongerloo


black magic and that they have denied the human soul.)

More important to architects than the incidental discoveries made by these artists is the fact that their productions point toward a universal language of design. As Gyorgy Kepes effectively demonstrated at last year's Ann Arbor Conference, a naïve functionalism can produce no architecture. There must be a concurrent study of design as a means of visual communication.

Such study must be a little more serious than the copying of Miro kidney shapes in tea tables, the way an

Egyptian "motif" might be "adapted" from a museum.

The opportunity for the present wide discussion has been brilliantly created by Mrs. Burton Tremaine, sponsor of the Miller Collection of Abstract Art, now on exhibit at the Institute of Contemporary Design in Boston. Simultaneously, Henry-Russell Hitchcock has written a clear and evocative book, *PAINTING TOWARD ARCHITECTURE* (Duell, Sloan & Pearce) based on the exhibition. Captions used in the *RECORD* are from the exhibition, and most are quotations from the book.




Reproductions copyright The Miller Company

"Van Doesburg's isometric color constructions of the early '20s on which the architect Van Eesteren sometimes collaborated, may be read by the observer either as autonomous abstract pictures or as extremely bold projects for a hypothetical architecture. . . . It was Rietveld, in a house built in Utrecht in 1924, who translated the compositions of Van Doesburg most directly into architecture . . . Rietveld's house represents an extreme case of the direct influence of abstract painting on architecture."



Above, *SPACE-TIME CONSTRUCTION NO. 3, 1923*, by Theo van Doesburg (1883–1931)


Left, *SCHROEDER HOUSE, Utrecht, Holland, 1924*, by G. Rietveld




SPLITTING OF THE ERGO, 1945-46, by Roberto Matta Echaurren

The Chilean painter Matta "goes farther than any other contemporary painter toward suggesting a future architecture of the subconscious. Within his vapor-filled spaces he projects possibilities which are at the poles from . . . [earlier architectural] clarity and logic . . ." The English artist Tunnard produces paintings "more weather-conscious" than earlier "purism" did, suggesting textures more resistant to time. The suggested architecture is akin to the Whipsnade house of Lubetkin, sharp light structure combining straight lines with curves


AVENUE, 1944, by John Tunnard





Copyright The Miller Company

BLACK, YELLOW AND RED, 1942, by José de Rivera




Courtesy Museum of Modern Art

PENGUIN POOL, London, England, 1933, by Tecton

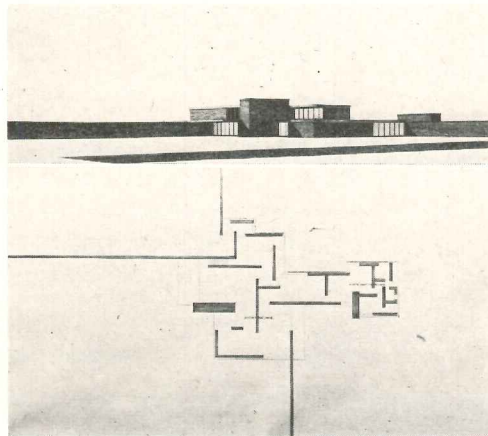
"The Penguin Pool by Tecton, built for the London Zoo, and *Black, Yellow and Red* by the American sculptor José de Rivera furnish another pair of resemblances. The sculpture is a decade more recent than the pool and yet both show those organic and sweeping curves which are characteristic of much abstract art. Rivera's elegant sculpture is shaped out of thin sheets of light metal; it suggests motion, 'streamlining,' [as in an automobile]. And the automobile did not design itself; it took its present form because a few artists had a certain conception of contour and shape.

"In the Penguin Pool, streamlining—in a quite literal sense—conveys a feeling of motion and flow. The aquatic installation, the home for the fast-swimming birds, in short, the structure seen in terms of its function, determine the design"



RHYTHMS OF A RUSSIAN DANCE, 1918, by Theo van Doesburg

COUNTRY HOUSE PROJECT, 1923, by Ludwig Mies van der Rohe



"In various house projects by Mies van der Rohe in the early twenties the influence of Van Doesburg is evident in the pattern of the floor plans; and even in his latest work, . . . his façades often seem to approach very closely to the rigid discipline of Mondrian. [Because he abjures strongly colored areas and occult balance], his explicit denial that this influence continues can be accepted. It is to the very dissimilar abstract art of Paul Klee that Mies remains especially devoted." The subtlety and mystery in the relationships between modern architecture and abstract painting are illustrated by this apparent contradiction

Above and right: Courtesy Museum of Modern Art, New York

RELIEF, 1934, by Jean Arp

Copyright The Miller Company




SENIOR HOUSE AT MASSACHUSETTS INSTITUTE OF TECHNOLOGY

Memorial Drive


Cambridge, Mass., 1947

Alvar Aalto, Architect (first model)



Jean Arp was one of the first artists in Paris to move from the machinelike compositions characteristic of Leger and other important abstract painters of the twenties. His freer forms took on a more organic aspect. Arp, however, stopped short of recognizable forms, content with the grace and sweep of living contours.

"The richly lyric curves of his mature work are echoed in the work of architects as far apart as the Finnish Aalto and the Brazilian Niemeyer. The free flowing curve of plan, a melodic counterpoint to the regular rhythms of skeleton construction, has become a powerful vehicle of architectural expression"



L'Architecture d'Aujourd'hui

Projected hospital for St. Lô, France, represents the flexible adaptation of U. S. Public Health Service standards to specific needs in a hospital in France. (Paul Nelson, Gilbert, Mersier et Sebillotte, architects. —*L'Architecture d'Aujourd'hui* April, 1948

ARCHITECTURE ABROAD AND HERE

Review of Periodicals


WARS bring architectural change, felt some years later; after World War I a drawing together, and after World War II apparently a drawing apart of different major regions. In view of the new world-wide interests of the United States, the RECORD will resume, from time to time, the reviews of foreign periodicals and news sources that were so widely read a feature of the magazine in the formative years following 1928.

Three or four basic zones would seem to be differentiating themselves (although the similarities are still probably basic). Starting at home, they are the American, the European, the Russian, although in important respects Europe and America belong together as "Western," and Latin America is almost a zone to itself.

That something is afoot in Europe was already sensed by the RECORD in its report on new work by the Dutch Oud (Dec., 1946). There was noted a resort to "embroidery," a certain deliberate breaking up of the building forms for the sake of smaller scale, a certain sentimental "humanization." During 1947 *The Architectural Review* of London gave a more systematic account of something called "new empiricism," as contrasted with the earlier rationalism. Very symptomatically its roots were found strongest in compact countries of smaller size or population, such as Switzerland, Sweden, Denmark, with perhaps an echo in more than one heart in the Isle itself. (*The Architectural Review*, June, 1947.) Significantly, some proponents recalled names such as Brunelleschi, the man of charming and delicate forms not too dogmatically employed. (See as passable examples the Dutch railroad stations, RECORD, Oct., 1948,

Decorativeness unabashed, in Arhus University assembly hall, Denmark, C. F. Moller, Kay Fisker, the late Paul Stegman, architects (des. 1931) —*The Architectural Review*, Oct., 1948

The Architectural Review



and the Danish university building shown herewith.)

That the underlying trend is not confined to Europe is indicated by various efforts to annex American phenomena into it, notably that supposed "Bay Region style" of our West Coast which has enjoyed an identity in Europe, as a "style," not acknowledged in the United States as a wholly separate thing except among followers of Mr. Lewis Mumford, author of the phrase.

To Americans, perhaps the most constructive European creation, in the new mood, has been that unique and appealing management of "picturesque" panorama to be found in Britain's plans for her "new towns" (*The Architectural Review*, March, 1948).

In part, however, this European movement looks reactionary and sick: a failure of imagination, and still more a failure of nerve after a deep hurt.

Meanwhile Russian Marxism seems to have undergone some astonishing reversals, asking for an architecture deliberately not universal but strictly "national," in which "progress" is expressed by "monumental art . . . to assimilate the cultural heritage of the past," and "democracy" by the fact that the architect is to be led in taste and execution by those who have less knowledge and less sensibility than he, instead of freely giving the

neighbors the advantage of his full experience in his own field, in exchange for theirs in their fields. "The contemporary architecture of any European or American town is a regimented art," declaims the Russian Alabyan, in whose country 18th-century architecture is imposed by ukase; and precisely our most progressive architecture is what he calls "decadent." (*New Times*, published by *Trud*, August 6, 1947.)

Out of all this there emerges the fact that American architecture has unconsciously started on a path of exploration more separate than has probably been understood either abroad or here. Not much comprehension is found for that emerging "environmental" concept which goes so far beyond early "functionalism" as an expansion and humanization of it instead of a retreat — retreat either into tight privacy or into 18th-century grandiloquence coupled with backwardness.

In some charming notes on his American visit, the Danish editor Høgsbro remarks how insecure he felt in Carl Koch's "glass houses" on Snake Hill, but how open the American was about his family and his house (*Bygmesteren*, No. 22, 1948). You can't live securely in glass unless you enjoy an industrial establishment coupled with a degree of liberty and peace. *D.H.*


Architektura




This apartment house for the town of Zlin, Czechoslovakia, by Jiri Vozenilek, has some interesting resemblances in general character to apartments in Cambridge, Mass. (page 88). Apparently it has been impossible to impose Communist dogma completely on a Slavic country that has enjoyed Western civilization and can show Moscow a clean pair of heels technically. (See the interesting article on Zlin by Jan Pokorny and Elizabeth Hird, *Record*, Aug., 1947) — From *Architektura*

OFFICE BUILDINGS

ARCHITECTURAL RECORD'S BUILDING TYPES STUDY NUMBER 145





EDIFICIO ESSO CARACAS, VENEZUELA

John W. Harris Associates, Inc., Construction Management

Lathrop Douglass, Architect

Fred N. Severud, Structural Engineer

Guy B. Panero, Mechanical Engineer

For Creole Petroleum Corporation


THE architect for this building is one of those who have called attention to some new criteria for office building design.* The project here presented is unusually fortunate for demonstration of new standards as applied to a specific case, for here the site and circumstances allowed virtually complete freedom in design. The project has been approved and the drawings completed, but construction has been voluntarily postponed by Creole. With a limited supply of steel and other critical items available for export, Creole has elected in the national interest to devote all of its allocations to actual oil production, even though its office employees must continue under unsatisfactory conditions.

Although the final design is quite happy with respect

* "New Departures in Office Building Design," by Lathrop Douglass, ARCHITECTURAL RECORD, Oct., 1947.

to clean lines and imposing masses, these esthetic considerations waited upon the realization of more utilitarian objectives. In this case they did flow very naturally from the working out of functional solutions.

The long narrow form resulted from several factors: orientation in a hot and sunny climate, planning for the most direct circulation and greatest flexibility, and integration of specific office needs of the company that will occupy the building. (These are analyzed in detail as separate items on succeeding pages.) The wide, heavy base came from massing several large departments on two lower floors. The neatly closed ends grew out of the sun problem, as did also the long horizontal lines formed by sun visors. And the projection of the elevator core was by no means whimsical; it came directly out of the engineers' earthquake design. The separation of cafe-



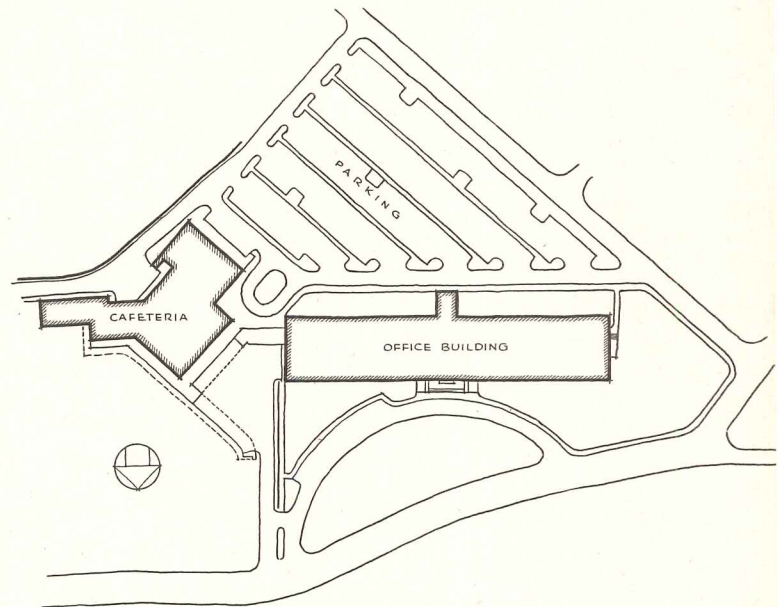
Louis H. Dreyer Photo

teria and other employee facilities as a separate structure was also a logical development of the local problems — in Caracas recreational and similar employee provisions are exceptional, and the separate building permits a longer and more relaxed use than if these were in the main building. In general, then, this whole building project represents a from-the-ground-up study of office building functions, applied first to the individual company and then to the special considerations of its locality, everything falling into place nicely in an unusually handsome building.

It is interesting to note that in another building (page 104), done by the same architect, for the same company, from the same criteria, but for another location, the final design differs in important respects, but is also visually pleasant.


The Caracas climate, which hovered so constantly over the architect's drawing boards (even though they were in New York), was important in two major respects. The year-round temperature is almost ideal — it was necessary to provide neither heating nor cooling. Always, provided, of course, that the almost tropical sun can be prevented from making the interior of a building act like a solar heater. In other words, control the sun and one need never worry about temperature. On the other hand, there are very humid days; thus ventilation is important on this count also, and thus it was necessary to air condition the I.B.M. rooms to keep the cards from curling limply. This is another reason, by the way, for the deep interior spaces of the first and second floors.

These same conditions also led the architect to use a light, hollow exterior wall of prefabricated panels, in line with the current trend. The outer surface is sheet aluminum, backed by steel cellular panel (like the floor panel); then there is insulation, against solar heat only



(temperature differences are so slight that there is no problem of condensation); then an air space; and the interior surface is merely a finished steel panel (wall section on page 101).

Views are inspiring from this plateau high in the mountains. While the long narrow disposition is otherwise explained, the building does make the most of the mountains lined up at the rear and the open views to the front. The site is about half way between the business district of Caracas, a congestion of small buildings,



and the better residential districts. It was large enough to permit placing the buildings as desired, and to permit plenty of room for parking and recreation; and it is open enough so that the visual impressiveness of the building is completely unrestricted.

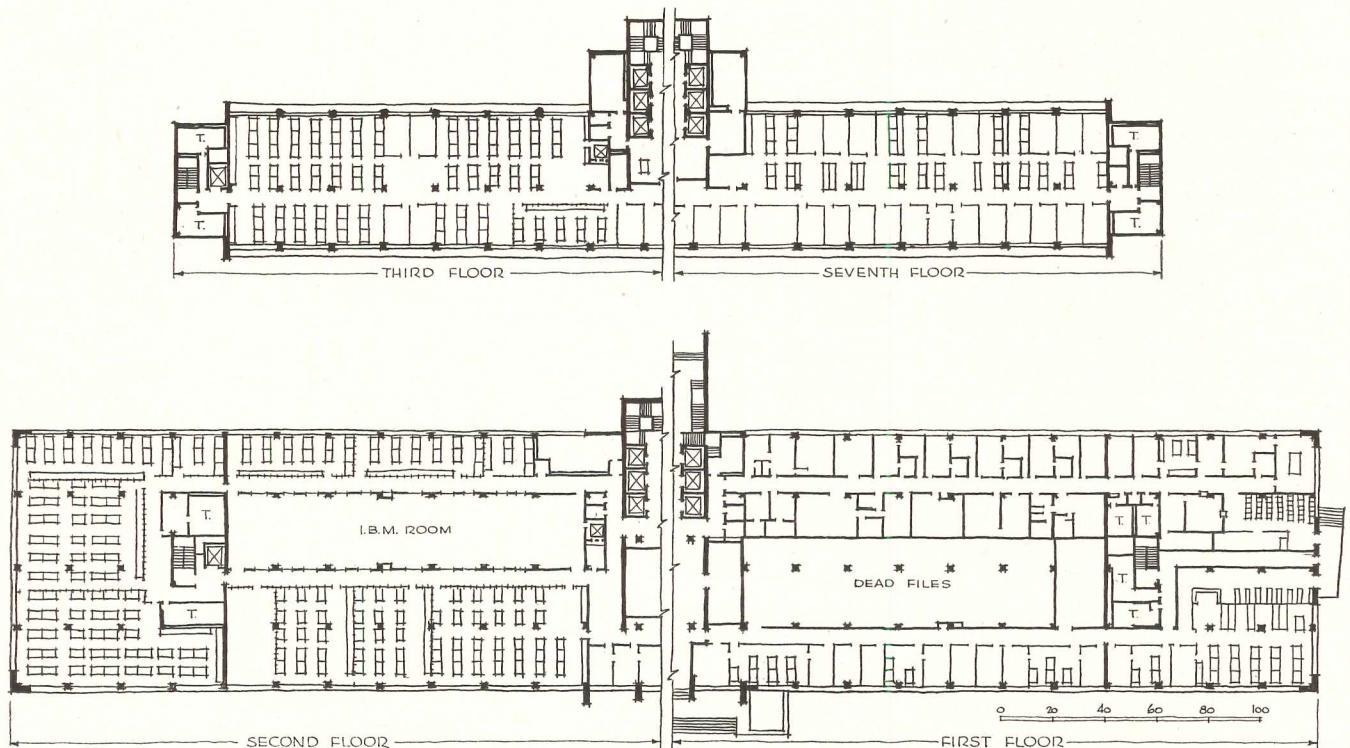
Of many criteria set up, these were selected as outstanding:

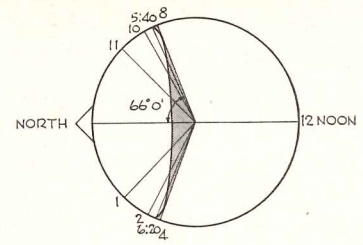
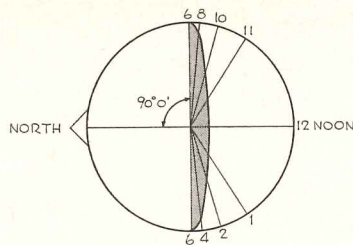
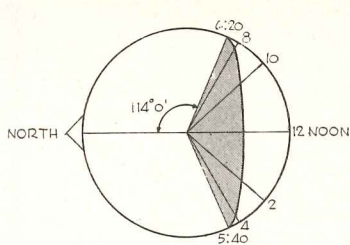
1. Flexibility, through standardized office sizes based on practical and efficient office layouts;
2. Direct, foolproof circulation, vertical and horizontal;
3. Conditions of occupancy as ideal as possible for efficient work by humans — involving temperature, light, ventilation, and acoustics especially, but not forgetting more incidental facilities;
4. Planning for individual departments and for departmental integration, and for expansion, also on a departmental basis;

5. Economy in both final cost and maintenance.

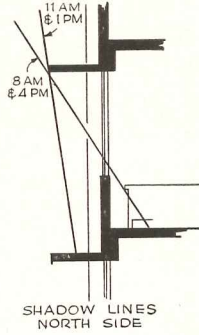

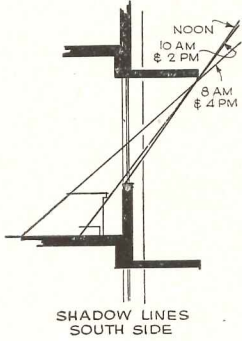
As for circulation, it was decided that a straight-line approach would work best, provided that the distances were not too long. Rockefeller Center experience seemed to set 175 ft. as thoroughly acceptable walking distance from elevators if the route were straight. Twice that, or 350 ft., might be taken then as an empirical maximum building length. This, tested here as to departmental divisions of space, worked out well, and checked also with other factors tending toward the long narrow building.

Maintenance as a planning factor also needs a special mention. It was considered worth extra attention for a building where normal sources of supplies were not at hand and where skilled maintenance labor might not be readily available. First cost then was studied with maintenance cost as the first test.





A Z I M U T H A N D A L T I T U D E O F S U N



WINTER
DEC. 22

FALL
SEPT. 23

SPRING
MAR. 21

SUMMER
JUNE 22

A.M.	P.M.	AZIMUTH	ALTITUDE
Noon		180°-0'	56°-30'
10-2		139°-0'	45°-30'
8-4		120°-30'	22°-30'
6:20-5:40		114°-0'	0°-0'

A.M.	P.M.	AZIMUTH	ALTITUDE
Noon		180°-0'	80°-0'
11-1		123°-0'	72°-0'
10-2		106°-30'	58°-30'
8-4		95°-30'	29°-30'
6-6		90°-0'	0°-0'

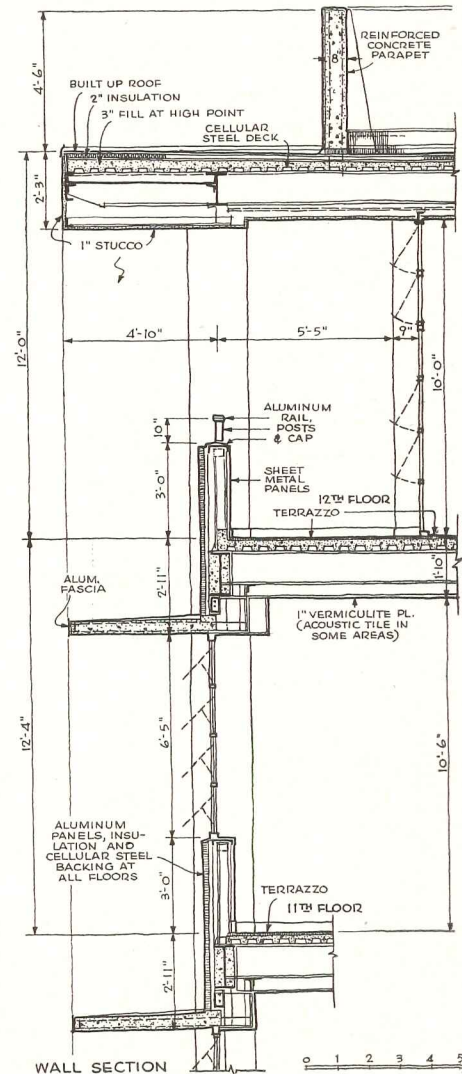
A.M.	P.M.	AZIMUTH	ALTITUDE
Noon		0°-0'	76°-30'
11-1		45°-0'	70°-30'
10-2		61°-0'	58°-30'
8-4		68°-30'	81°-30'
5:40-6:20		66°-0'	0°-0'


SUN DICTATES FORM

Here the sun was considered first from the standpoint of its heat — air temperature is almost ideal the year 'round, but a building can become a solar hot-bed. As the charts indicate, the sun in Caracas is high as well as hot. It shines from the south in winter, from the north in summer. On north and south sides it is easily screened off with fairly narrow visors. But on east and west ends, sun protection would be all but impossible.

The answer was obvious — a long, narrow building running east and west, with all offices facing north or south. And an extension of this idea was to block off both east and west ends with toilet rooms and stairs. Then no working space ever need have sun-heat troubles. As the sections (above) show, not even the desk nearest the window is ever touched by sunlight, and only rarely does any window glass get any sun. On the lower floors, the sun protection is by outside aluminum louvers, not overhanging visors, but the result is the same.

For maximum daylight, under such shading it is possible for the windows to be continuous, and inside shades or venetian blinds are not needed. A factor in this is that the glare of the sun is also avoided, yet normally glare would be such a consideration as to rule out such building forms as H or U plans, for the glare from one interior wall to another would be very disturbing. Fortunately the open site obviates glare from surrounding surfaces.





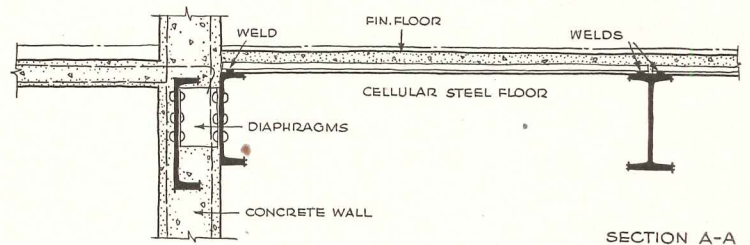
AND EARTHQUAKE ENGINEERING CROSSES THE FINAL T

right-hand corner) to see what the sacrifice would amount to, and whether the building ought to be widened enough to keep the same clear space. It was found, however, that the five-desk case was the only one much affected, and that a cheaper answer was to substitute a 4-ft. desk in every third row, and that widening the building might be carrying the desk theory a bit too far.

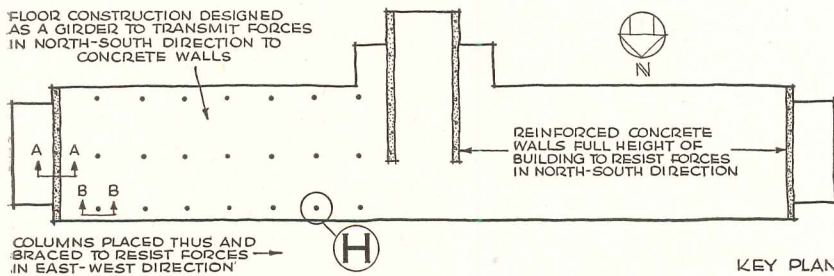
Although there has not been an earthquake in Caracas in 100 years, it is considered to be in an earthquake zone, and the resulting structural design had two important effects on planning. One has just been mentioned — it was necessary to keep the columns in line with outside walls. This came about through the angle bracing required, as shown in the detail in the lower right-hand corner. Note that the braces are concealed in the spandrels. The other effect was the lateral bracing required — the heavy masonry walls at the ends and

at the center. At the ends these walls fell right in with the sun-protection scheme, and in the center they shoved the elevator core out the rear of the building (for additional stiffness). But this worked out nicely too, for they are well placed for any future extension of the building, which would logically be done from this central core.

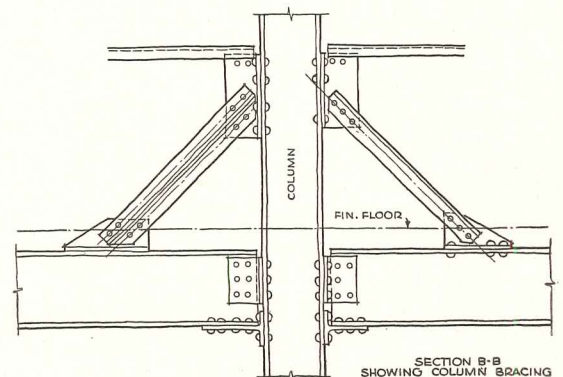
DETAILS OF EARTHQUAKE BRACING




SECTION A-A



KEY PLAN



SECTION B-B
SHOWING COLUMN BRACING



ESSO BUILDING, BATON ROUGE, LOUISIANA

For Esso Standard Oil Company

IN PLANNING this office building the architect — the same architect who designed the Esso Building for Caracas (page 98) — started with the same basic criteria, for the same client. But the fact that the location was quite different introduced many different design factors. While the two buildings have a superficial resemblance, in the long, clean horizontal lines, and the same simple, effective masses, the general route to this result was not the same.

Climate was the outstanding difference. Here in Baton Rouge the summer temperature is plain hot, and it is also humid, and air conditioning became a necessity. And while the sun introduced the usual problems of heat and glare, in this instance there was not the opportunity for its control by static devices. Here, too, there were surrounding buildings and street patterns, which fixed not only the orientation but also the exterior brick finish. And, last but not least, in place of an earthquake condition as a determinant for structural design there was a special soil problem which had an equally strong effect.

In the interior the resemblance between the two buildings is even stronger, and the functional reasons therefor parallel each other more closely, though here too there are some differences. Here are the basic criteria


at work — direct and easy circulation, the utmost in flexibility of space use, the best possible provisions for effective office work. Economy in maintenance was not quite as important as first cost, for in Baton Rouge supplies could be had and skilled labor was readily available.

Because the orientation was really predetermined by the site, it was necessary here to control solar heat and glare by a combination of devices. The sun visors help, but since the main exposures had to be east and west, they could not possibly keep sun off the windows; therefore the 3-ft. overhang is purely arbitrary. For the rest, venetian blinds were used, and the air conditioning load was calculated to take out what solar heat was inevitable. Since air conditioning was necessary in any case, this was relatively easy.

With these provisions, the continuous windows utilize daylight to the full, but it was not so practical as in Caracas to keep the building narrow. Here the main portion of the building is 72 ft. deep; layout studies showed this to be desirable and economical. Outer space makes excellent private offices, in any desired multiple of a 4-ft. module, and the deeper air conditioned space balances out well for services, files and storage.

The flexibility of partitioning is not hampered by any

Model photograph below shows original scheme calling for six stories. When one story was cut out, photograph on opposite page was corrected.



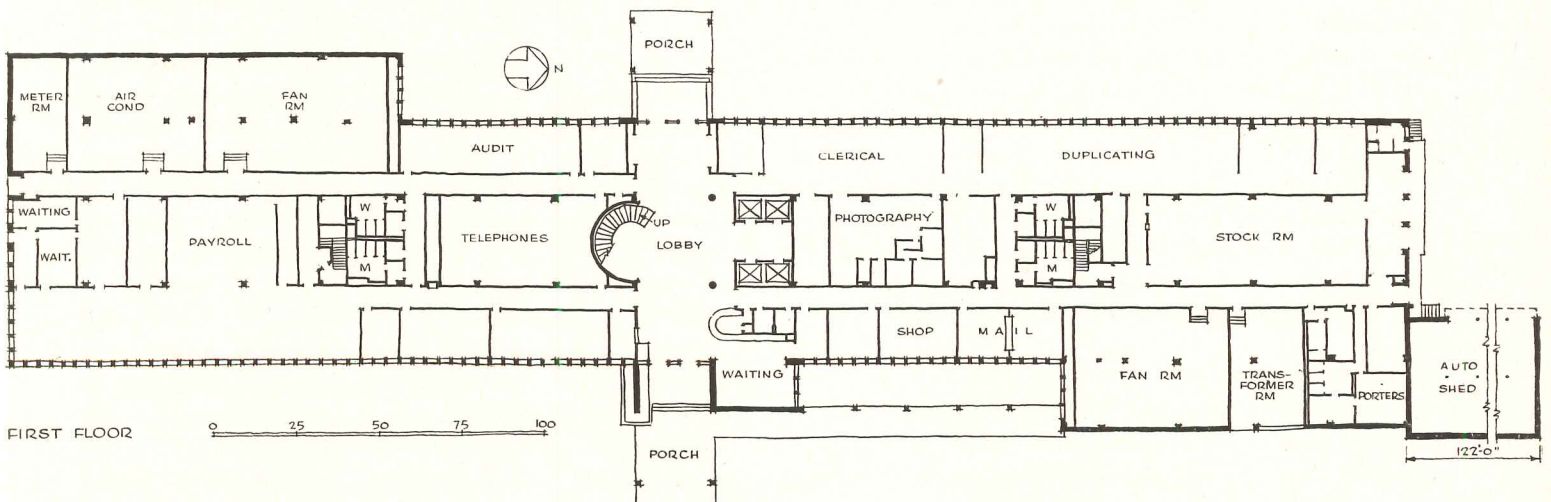
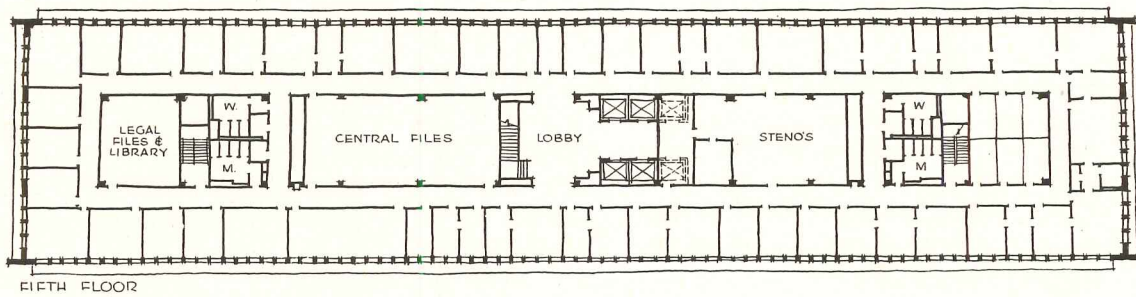
John W. Harris Associates, Construction Management


Lathrop Douglass, Architect

Carson & Lundin, Associate Architects

Guy B. Panero, Mechanical Engineers

Strobel and Salzman, Structural Engineers



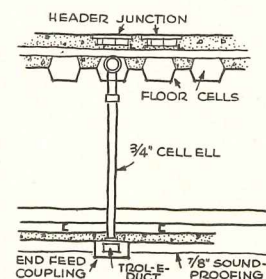
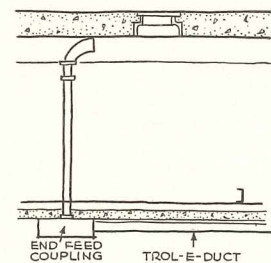
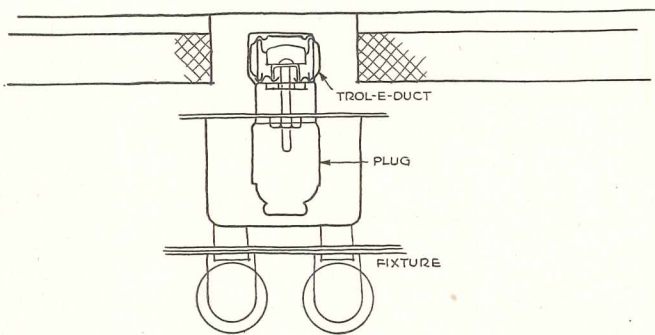


columns at the outside wall; here it was possible to keep the columns within the depth of the wall, and within 8 in. in width. Several ideas for light columns were studied; the final one (detail page 107) is a channel and a plate shop welded, fireproofed with vermiculite plaster. These columns alternate with a simple T-section mullion similarly fireproofed.


To add to the flexibility from unbroken walls, the

ceiling is also unbroken, and the cellular steel floor provides continuous ducts for bringing wiring to any desired location. Air conditioning and lighting are also placed so that partitions can be changed at will.

The light weight of this floor and column system was quite necessary on another count — the ground is a deep silt with no hard pan under it. The designers were limited to one ton per sq. ft. — the building had to be



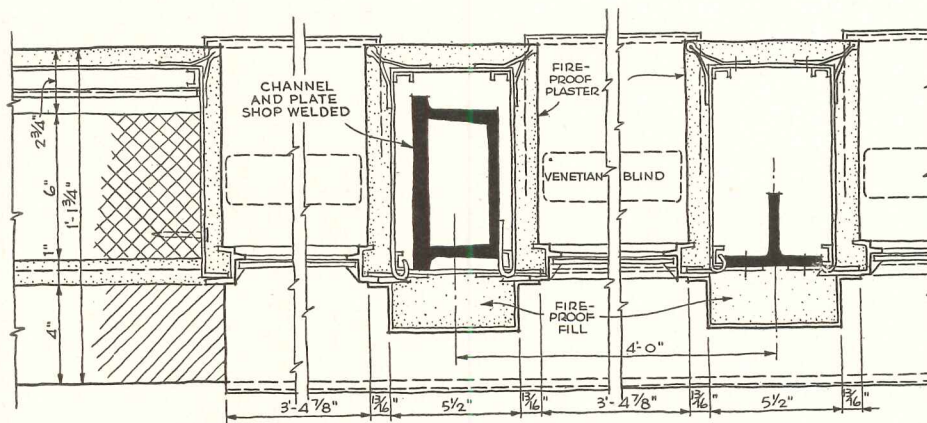
In their desire for the utmost in flexibility the architects made use of a continuous bus system of connections for overhead lights, which was developed really for industrial building. The light fixture is connected to the duct by merely inserting a plug and giving it a twist. Thus fixtures can be placed anywhere and moved as desired in a moment. In adapting this for the office building the architect was able, in most places to recess the duct in the acoustic tile, keeping a reasonably smooth ceiling and minimizing the effect of long horizontal lines



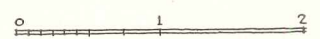
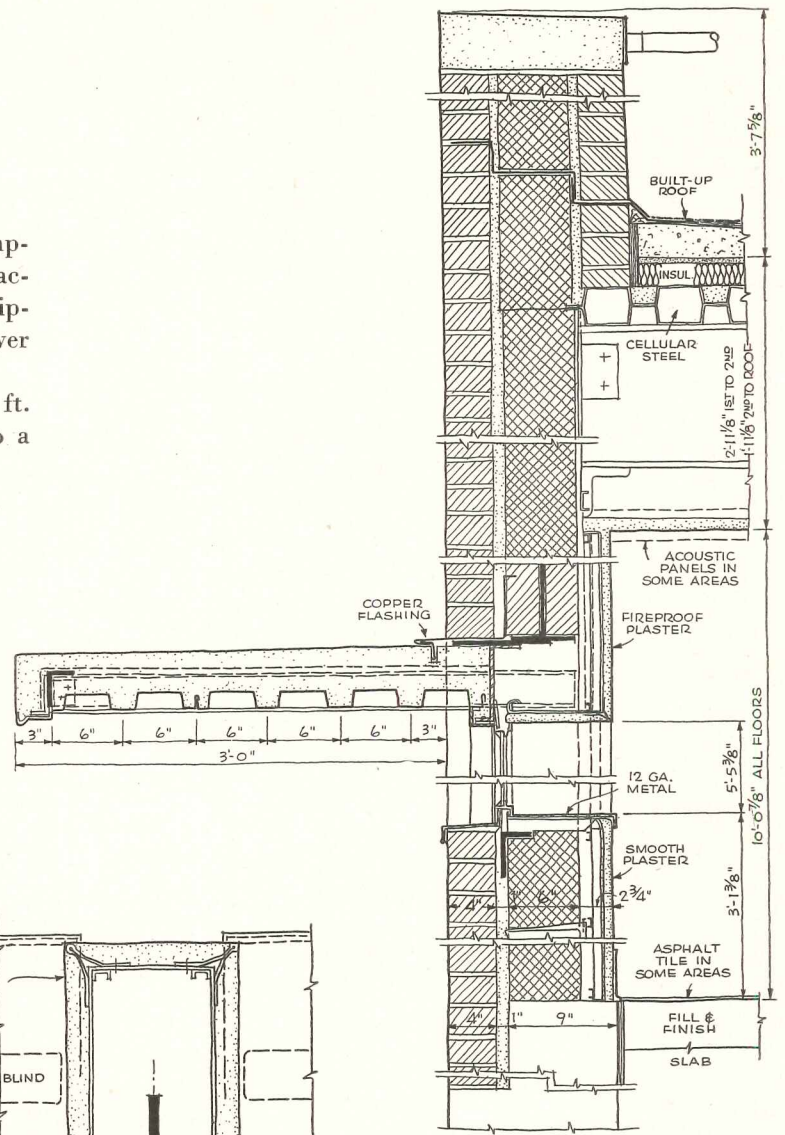
light, also horizontal. Moreover, the continual dampness virtually made a basement impossible; this accounts for the extended first floor for mechanical equipment (penthouse superstructure houses cooling tower and fan rooms).

The building, which will have a total of 170,000 sq. ft. of floor space, is now under construction, as is also a separate cafeteria building.

Here is a wall with no projecting columns to interfere with furniture arrangements or with partitioning. After trying various combinations of normal steel sections, the designers settled on the one shown below as the simplest to erect, with channel and plate welded in the shop



TYPICAL WINDOW PLAN SHOWING COLUMN



TYPICAL WALL SECTION

WATERMAN BUILDING, MOBILE, ALABAMA

For Waterman Steamship Corporation

Platt Roberts, Architect


O. W. Long, Jr., and A. B. Benson, Associate Architects


As the office building breaks farther away from the almost frozen pattern of the late Twenties, there is bound to be some fairly bold experimentation with "functionalism." Here the designers tackled with particular vigor the once-ignored problems of sun and heat in a very warm climate. Because they were limited to a restricted downtown site, there was no relief to be found in natural orientation (as in the case of the Caracas building, page 98). The west exposure, coming on a property-line, was the natural place to group elevators and services, thus avoiding heat on the worst exposure. But that left three sides exposed to the hot sun (the south side has a 36-ft. light-protection site; the north exposure gets sunlight in the late summer afternoons).

The architects adopted external controls for the sunlight, and went "all out" with them. All office windows are protected with vertical fins of stone to control rays from the side, and with external sunshades for the direct rays. On the south and east sides the shades are horizontal, and are movable through an arc of 180°. On the north side, the rays are all from the low afternoon or early morning sun, so here the shades are vertical and are fixed (they supplement at the center of the window the vertical stone fins). All windows are double-glazed with $\frac{1}{4}$ -in. plate, with a $\frac{1}{2}$ -in. sealed air space between, for maximum insulation against heat (or cold). The architects report that these measures, while costly, saved many tons of refrigeration in the air conditioning system, and point to an operation saving continuing through the life of the building.

All shades (horizontal) in one window operate together, but each window has individual control. Normal position would be horizontal; on bright days shades would be turned down slightly until lighting desired was obtained. On dull days they would be turned up to gather all light possible and reflect it inward. No solar heat need be directed into the building, something which venetian blinds could not accomplish. The Universal Corporation assisted the architects in the design of external shades.

Flexibility in space was another principal objective. The whole building will be occupied by the Waterman








On three sides, north, south and east, all windows are shaded from the hot Alabama sun by projecting stone mullions (the west wall, on a property line, is blank). On the south and east sides (shown above) adjustable outside shades of lacquered aluminum provide the final control of sunshine. On the north side, there are vertical outside shades

Wm. Lavendar Photos


Steamship Corp., and heavy partitioning changes are anticipated. Also the limitations of the site did not give any natural flexibility to the floors. Air conditioning at the windows is by means of individual window units, for flexibility in control; interior zones are air conditioned by a conventional duct system through ceiling diffusers. Lighting and windows were designed on a 4-ft. module system, so that partitioning can be put at any mullion without disturbance to either natural or artificial lighting. And the steel cellular floor provided maximum flexibility for telephone and service wiring.

The entire building (except for the brick panels on the west side) is faced with architectural stone, using granite and silica for aggregate and matrix with white portland cement. The basic color is deep buff. Vertical mullions are coral in color and have a honed finish. The rear or service shaft on north and south is a combination of blacks, reds and browns with a high polish finish.

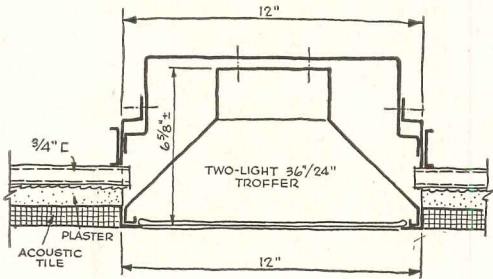





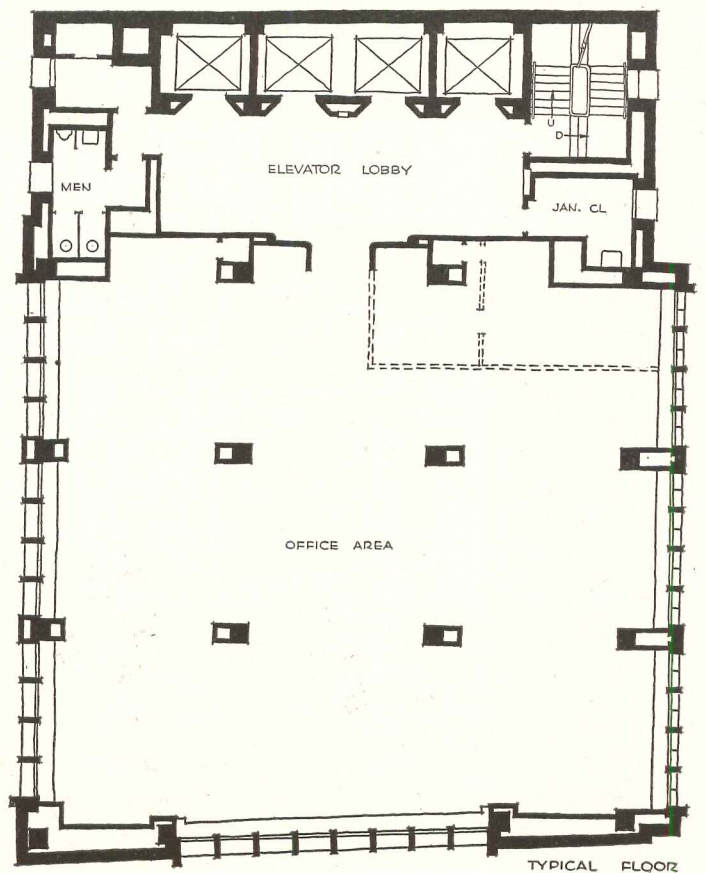
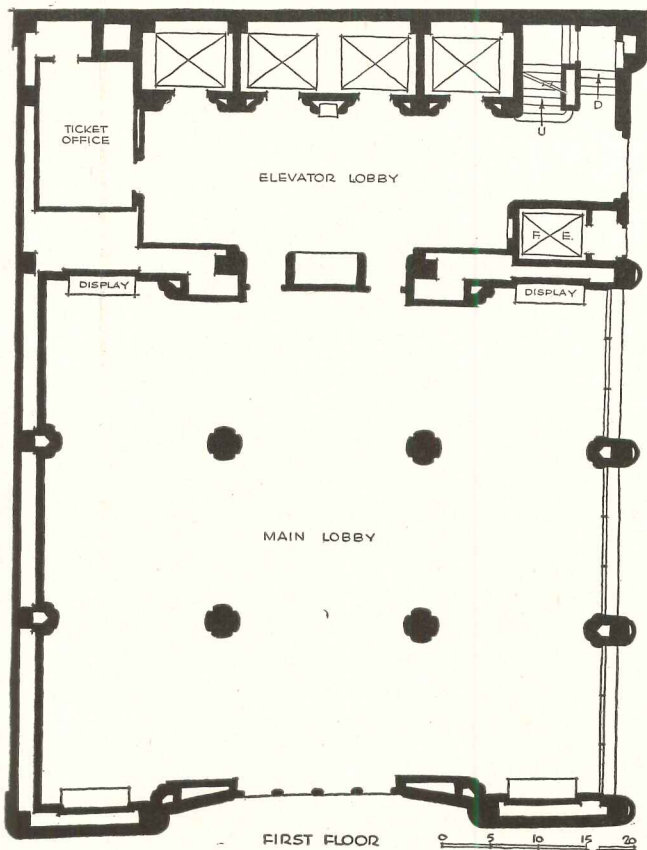
Sunshades on the north side (left) are fixed in vertical position half way between stone mullions — they protect against early morning and late afternoon sunlight. Horizontal shades (above) rotate through 180° — those for each window can be controlled separately, but all for that window are controlled in unison





First floor elevator lobby has floor of pink marble, walls of Appalachian Fluri and Antique Rose marble. Ceiling is acoustic plaster



Besides the still unpacked new furniture shown, office space will have acoustic tile ceiling, with recessed fluorescent lighting, and a combination of individual and zone system air conditioning. Sub floor is cellular steel deck for flexibility in wiring. Everything is done on a 4-ft. module; partitioning can be installed at any mullion







Hedrich-Blessing Photos

SMALL OFFICE BUILDING, NEW APPROACH

American Osteopathic Association Building, Chicago

Perkins & Will, Architects and Engineers

IF the office buildings of another generation seemed to ignore sunshine and solar heat as factors in design, the current generation seems to have exactly reversed the process of design. Today many façades take their form largely from various devices for controlling and utilizing sunlight.

This building, which faces south on an interior lot in the near North Side section of Chicago, is well surrounded by taller buildings. Its façade gets sun only in the warmer months. The architects sought the maximum utilization of the rather limited natural light with continuous windows, shading them with sun visors and drapes, and using glass which filters out much of the

solar heat. In the main these same measures are useful in keeping winter heat inside, and the drapes are frequently useful in acoustic control.


The set-back of the façade is not explained, however, by these sun measures. The building is semi-commercial in character, being the home of a professional society, the American Osteopathic Association. The architects felt that a small set-back would imply this semi-commercial aspect, and would give the building some sense of reserve.

The set-back, coupled with the horizontality of the sun shades, serves also to frame the building and give it some distinction among its taller neighbors. Not being

able to compete in height, it asserts its own position with some emphasis.

The side-winding entrance is a natural result of its location, which is east of the principal traffic from which its visitors will come, Chicago's proposed "Magnificent Mile." The entrance opens naturally to approaching callers. Its visitors will not be the general public, but members of the professional association.

In color, the exterior is cool and fresh, the frame surrounding the building being of limestone, columns silver, terra cotta a soft grey green, and the glass the green heat absorbing plate. The large granite block marking the entrance and identifying the building is basically grey with some black and red markings.



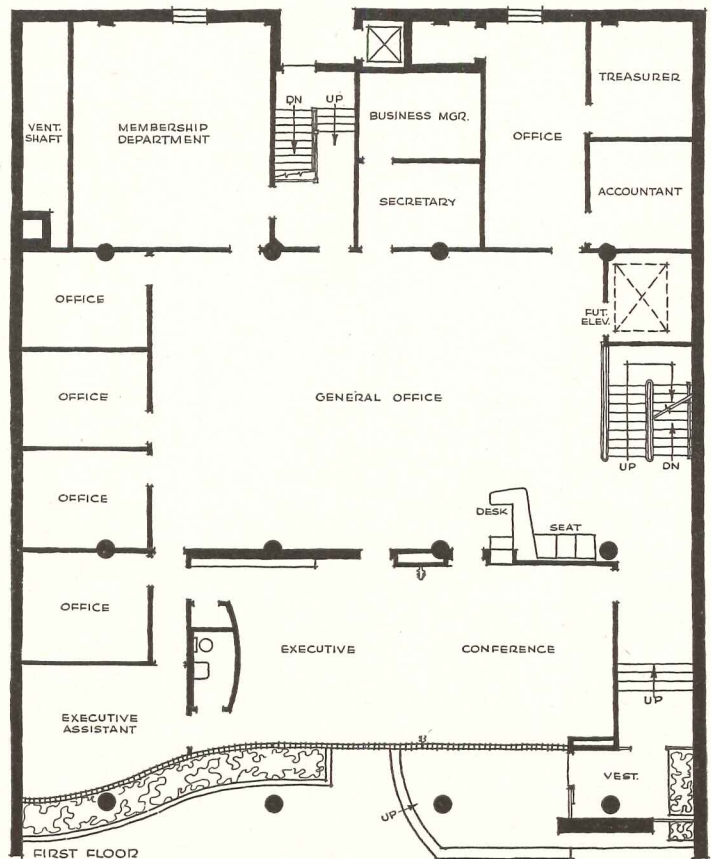

In the large executive-conference room, the front wall of glass block achieves an interesting textural pattern, as well as admitting maximum daylight while preserving the privacy of the room and shielding the occupants against both the noise and the distractions of the sidewalk just outside. Note the flexible partition





Hedrich-Blessing Photos


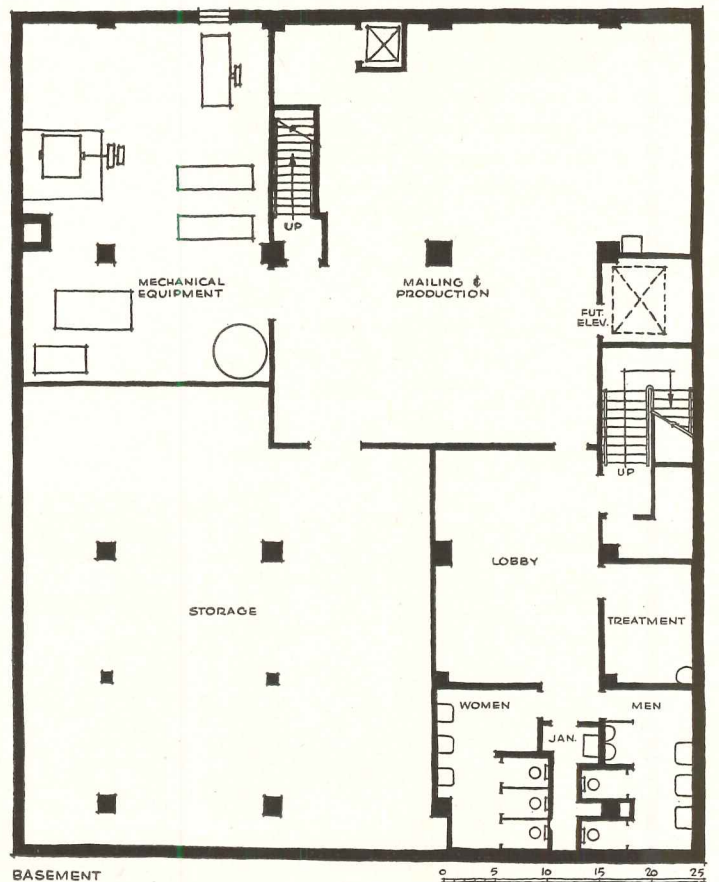
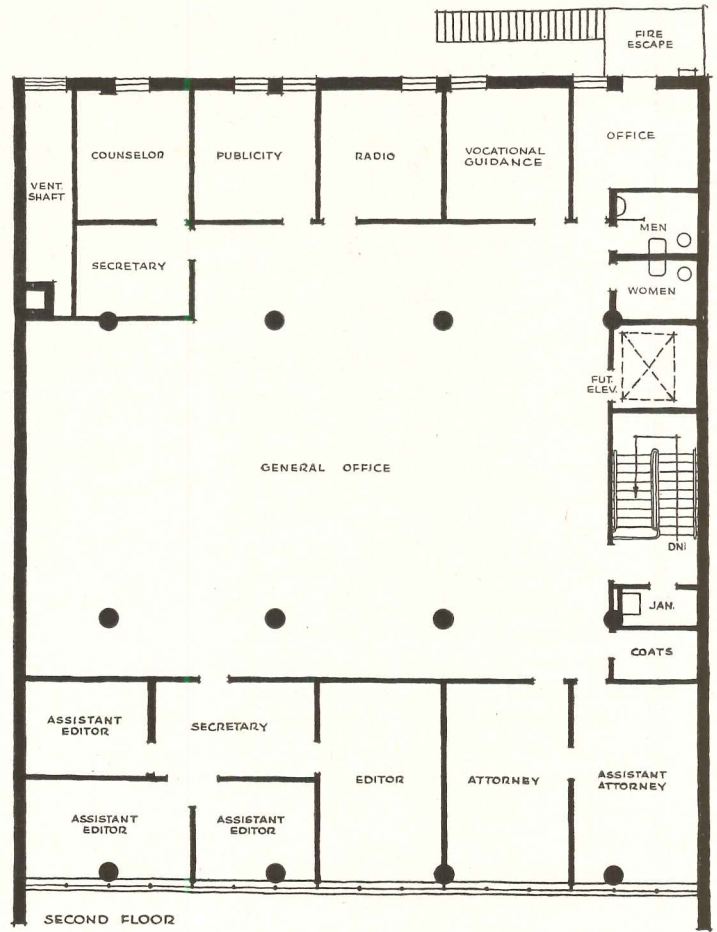
General office and reception room occupies the center of the first floor, and is made inviting and warm with light and color. One wall is painted rust, set off by grey on adjacent walls





Hedrich-Blessing Photos

Private offices on second floor, front, have full width windows, acoustic ceiling, air conditioning. The drapes, which are beige with a small gay figure, are useful in controlling noise as well as daylight. At present only first two floors and basement are used for the Association office. There is a third floor, however, for expected expansion, now used for storage



PREFABRICATED FLOOR PANELS FOR LARGE BUILDINGS

G. Lorne Wiggs

Wiggs, Walford, Frost & Lindsay, Consulting Engineers—Montreal, Canada

IN the present-day efforts to develop prefabricated and precast methods, it has seemed important that these be extended more fully to large buildings. A step we have taken in this direction is a prefabricated system of floor panels designed so that all structural materials "do work" and incorporating a number of mechanical and electrical services.

The K-W System (patents applied for) is the result of close cooperation between a structural engineer and the author, working to achieve the integration of several elements so that the system is more comprehensive than is usually associated with prefabrication in the small house field.

Each panel consists, first of all, of two or more open web (truss type) primary joists securely fastened together by means of open web secondary joists set at right angles to the primary joists

so as to form a rigid structural steel framework or cage.

Radiant heating pipe coils and required electrical and mechanical services, having been previously prefabricated as sub-assemblies, are incorporated into the cage. Floor slab reinforcement and ceiling metal lath are then fastened to the framework. Finally, the concrete floor slab is poured, and the scratch coat of plaster is applied to the ceiling lath. The panels thus prefabricated are stored until they are ready to be placed in the building for which they were made.

Composite Steel-Concrete Construction

Composite steel-concrete construction, as used in the prefabricated panels, combines the outstanding advantages of structural steel and concrete. The design is such that the steel members provide a strong structural frame and carry all the tension and shear loads, while

the compression loads are carried for the most part by the reinforced concrete.


In conventional construction, open-web joists are usually installed parallel to each other and braced to the adjoining joists to provide the necessary lateral stability. And the reinforced concrete floor slabs usually rest on top of the bar joists and contribute nothing to the strength of the joists.

In the case of composite construction, however, the joists are designed so that they provide firm structural frames and so that their top chords will be embedded in reinforced concrete. The reinforced concrete then carries practically all the compression load on the joist, and at the same time changes the joist from an I-beam to a T-beam. The full tension load on the bottom chord is carried by the steel bars forming the bottom chords. Lateral stability is provided by having the joists run in two directions, as well as by enclosing the joist top chords with reinforced concrete.


Contrary to usual practice in reinforced concrete construction, no concrete is provided where it carries no load, except, of course where local regulations require the entire steel portions

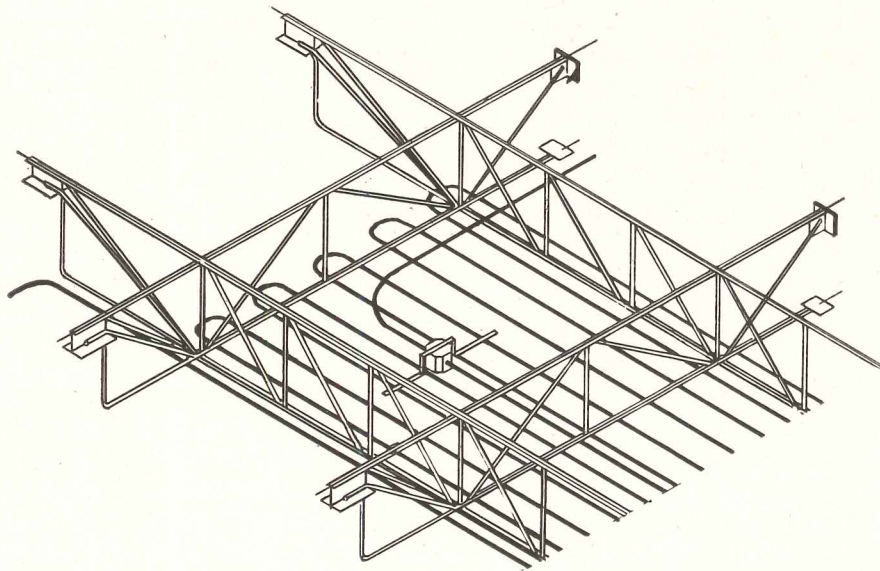
Early step in fabricating floor panels is the assembly of steel joist framework on appropriate jigs (left). Panels having precast floor slab, ceiling plaster, and mechanical and electrical services integrated with framework are then installed in building bays (right)

1



2





3

Ceiling radiant heating coils and electrical wiring are incorporated in joist frame

to be embedded in concrete or other fireproofing material.

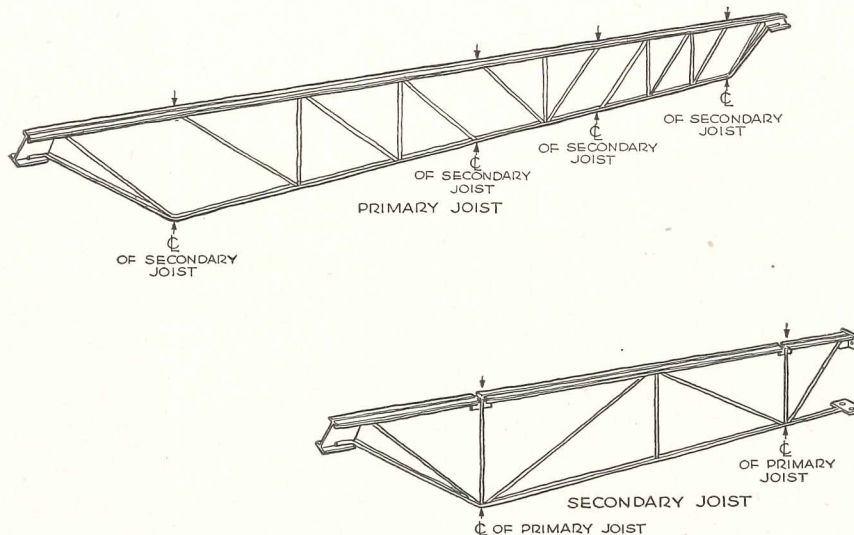
Framework Details

In order to minimize development costs, particularly the initial cost of jigs and fixtures, it was decided to start with standard open web, bar joists modified to suit the panel system. Bar joists are made in many types, but the Ingalls joist, shown in Fig. 4, was adopted for convenience.

The primary joists are made in ex-

actly the same form as regular joists except that the verticals are omitted at the points of intersection with the secondary joists (Fig. 4). The secondary joists are made up similarly to the primary joists, but with slightly less depth. The top chords of the secondary joists have to be broken at the points of intersection with the primary joists, although the bottom chords are continuous from end to end. The novel feature of the secondary joist is the detail at the points where it interconnects with the

4



primary joists (Fig. 5). The web members can be either round or square rods welded into place.

When only one panel is required for a building bay, the secondary joists have bearing plates at both ends. Where two panels are required, one end of each secondary joist has a standard bearing plate while the other end has suitable connection plates for interconnecting the two panels in the same bay. Where three panels are required in a single bay, the center panel is made up with connection plates at both ends.

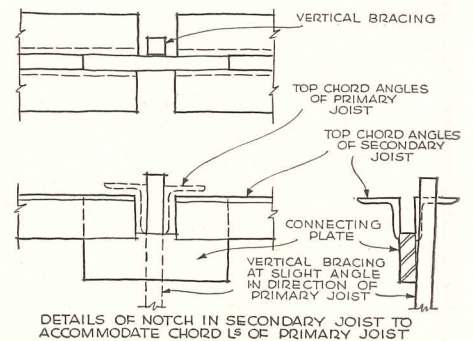
The connection plates welded to the top chords are designed to carry the shear and compression loads while the plates on the bottom chords are subject to tension loads entirely. In the field the connection plates between adjoining panels are bolted together.

Assembly of Cages

In constructing the panels, the joists are first assembled into cages by setting up the primary joists on an assembly jig, passing each secondary joist through the primary joists and finally locking the secondary joist in the correct position. After all the joists are checked for alignment, etc., they are welded together, making up rigid structural cages as shown in Fig. 1.

At this time also, the electrical and mechanical services are made up into sub-assemblies. For instance, the radiant heating pipe coils are formed on suitable benches given a hydrostatic test and then capped. The sub-assemblies

5



Special notch feature (above) allows secondary joist to "lock" with primary joist when two-way joist framework is assembled

ADVANTAGES OF PREFABRICATED FLOOR PANELS

Efficient Use of Materials — The prefabricated floor panel system utilizes the reinforced concrete floor slab, not only as a floor slab and a fireproof deck, but also as portions of the compression members and bridging of the joists. When ceiling type radiant heating is incorporated in the panels, the pipe coils serve also to support the metal lath. Where floor type radiant heating is built into the panels, the pipe coils are utilized as part of the slab reinforcement.

Weight Saving — Due to the efficient use of steel and concrete, the panel system provides an appreciably lighter floor system than is available in other fire-resistant floor systems, and since its weight is distributed over the four supporting beams, smaller and much lighter supporting beams can be used than for ordinary one-way steel joist or steel sub-floor systems.

Faster Construction — Since the panels can be

prefabricated at the same time that the structural steel frame of the building is being fabricated, and these panels can be scheduled to arrive at the building as they are required, buildings incorporating the panels can be erected much faster than those of conventional construction.

Elimination of Staging — By installing the prefabricated panels as the structural steel is being erected, the system dispenses with temporary wood plank flooring or staging for the protection of steel workers. In addition, the system provides, early in the construction period, both adequate working space and ample storage for all trades employed in building construction. The elimination of wood planking, floor shoring, etc. reduces the fire hazard.

Field Concrete and Plaster Work Reduced — Because the prefabricated "cages" have the greater portion of the concrete slabs poured and

most of the plaster applied, the panel system reduces the amount of space required at the site for the storage, mixing and handling of concrete and plaster.

Provision for Concealment of Mechanical and Electrical Services — The panel system provides ample space for concealing all the electrical and mechanical work. When radiant heating is incorporated, the system not only conceals the coils, but it provides efficient, economical heating and enables temporary heat to be readily provided at no extra cost.

Better Construction Scheduling — The construction can be more readily scheduled, and the interdependence of the different trades is greatly reduced, greatly speeding up construction.

Reduction in On-Site Labor — The system greatly reduces on-site labor and replaces it with more efficient shop labor.

are incorporated into the cages in proper sequence. In Fig. 3 radiant heating and electric light outlet components are shown incorporated into the cage.

After all the required electrical and mechanical services have been incorporated in a cage, the slab reinforcement is wired to the top chords. The cage is then placed, floor side down, on appropriate forms and the precast concrete slab is poured. While the concrete is hardening, metal lath is securely wired to the pipe coils, and then the scratch coat of plaster is applied. After the concrete slab has "aged," the panel is lifted off the form and moved to suitable storage space until needed.

Installation of Panels

The panels are designed so that they can be prefabricated in a suitable plant or plants, transported to the building in which they are to be installed either by truck or by rail and hoisted into place by structural steel erectors.

After the panels have been set in place, bolted together and checked, the bearing plates at the ends of all joists are welded to the steel girders on which they rest.

Panel being raised from curb form after pre-casting of floor slab. Note floor reinforcement, radiant heating coils and metal lath


At a convenient time, all the electrical and mechanical services on the panels are connected to those of the remainder of the building; fireproofing, if required, is placed or poured around the steel columns and girders; and the spaces between adjoining panels are filled with reinforced concrete. Finally, the cement finish is put on the precast slabs and the brown and white coats of plaster are trowelled onto the ceiling scratch coat, thus completing both the floor and ceiling with a minimum of on-the-site labor.

Application in Office Building

First application of the panel system was in a basementless two-story office building about 32 ft. wide and 93 ft. long. It is located 50 miles from Montreal and forms part of a large textile mill. The building has a structural steel frame, with six bays 15 ft. 6 in. by 17 ft. and six bays 15 ft. 6 in. by 15 ft. No panels are required in one of the latter bays which contains the stairway.

The first floor of the basementless

6



building was constructed of reinforced concrete right on the grade. The second floor was originally designed to be of reinforced concrete slab and beam construction. In order to try out the prefabricated panel system, the owners of the building agreed to allow it to be used in place of the construction originally specified for the second floor, on condition that the proposed floor system should not cost any more than that originally specified.

Due to certain limitations imposed by the owners of the building, it was decided to heat the first story by means of ceiling type radiant heating and the second floor by floor type radiant heating. This necessitated embedding pipe coils both in the ceiling plaster and in the reinforced concrete floor slab.

The usual number of ceiling outlets for lighting the building had to be provided and an automatic sprinkler system was to be incorporated. In addition, the plumbing connections for two washrooms on the second floor had to be installed in the panels.

Since there was no organized firm to construct the complete panels, the order for the steel cages was placed with a firm of steel fabricators in Montreal, while the orders for the various electrical and mechanical services were placed with respective sub-contractors also in Montreal.

When all the cages were completed, they were loaded, five or six at a time, onto trucks and transported 50 miles to the building site.

At the site each cage was first inverted onto a suitable wooden form. The concrete floor slab was poured and

then the metallic lath was wired to the ceiling coils and to the bottom chords of the joists. Fig. 6 shows a panel at this stage being lifted off the form as it is to be turned over. The panel was then lowered back onto the form, and a plaster base was poured onto the uppermost side of the metallic lath so as to embed the ceiling coils completely in the plaster.

When the general contractor was ready to install the panels, they were lifted, one at a time, by means of a caterpillar hoist and lowered into place on the structural steel frame of the building.

The installation of the first few panels took quite a time, but after some experience the crew was able to place quickly all the remaining panels. In the final stage, it took the crew less than 15 minutes to place each panel. Fig. 7 shows the whole floor in place.

After the panels were installed, the workmen connected the various electrical and mechanical services. When all the connections had been made, checked and tested, simple removable forms were placed under the open spaces in the floor slabs of the panels and these spaces were filled in with concrete (See Fig. 8). No fireproofing was poured around the steel girders.

When the concrete had set, the forms were removed, metal lath was placed over the ceiling spaces and the scratch coat of plaster was applied to the metal lath. A cement finish about 1 in. thick

was applied to the concrete floor slab, except in the washrooms where a terrazzo cover was used, and plaster work was finished. This completed the work on the prefabricated floor section of the building.



After the partitions were put up, the interior finish and the painting completed, heat was turned on and the building occupied. It has been in use since the winter of 1947-48, and the electrical and mechanical services, particularly the radiant heating, have operated satisfactorily.

Conclusion

Use of the prefabricated panel system in the textile mill office demonstrated that it is practical and economical. No difficulty was experienced in making, handling or setting the panels in place, and all mechanical connections were made without trouble.

On completion of the building, and on making up the statement of its cost, it was found that the cost of the panel system was appreciably lower than that of the ordinary beam and slab construction. In making up such a small number of panels as were required on this building, the greatest economies were not realized, so that it is expected that in multi-story buildings in which a large number of identical units occur, much more substantial economies can be effected.

Installation in two-story office building uses 22 prefabricated panels (left). Open spaces between slabs are filled in after temporary forms have been placed (right)



SKYHOOKS RAISE ROOF, CUT COSTS

Youtz System Uses Monolithic Roof Slab, Raised by Hydraulic Jacks

By J. P. Allinson

OF all of the many current schemes for pouring concrete slabs on the ground and hoisting them into position, one of the cleverest has been developed by Philip N. Youtz, Westchester, N. Y. architect. Designed to permit fast and economical construction of houses and other small buildings, his system (patents applied for) involves pouring a monolithic roof slab right on top of the floor slab, then raising it by means of small hydraulic jacks. The roof slab is in effect a huge collar around four steel columns; a hydraulic jack is placed atop each column; the slab is inched into position, bracketed in place, and sealed.


While a few wrinkles remain to be ironed out (especially in the extension of the system to larger buildings), the basic principles have been successfully demonstrated in a group of buildings for a camp owned by the Henry Street Settlement near Yorktown Heights, N. Y., and negotiations are under way with builders interested in using the new system for other projects.

As Director of Technical Research for the War Production Board, Mr. Youtz had previously worked on a hundred other experimental houses, all in the effort to develop house technology for speedy and economical construction. Actually, however, this one is a fairly radical departure from any previous idea. Frederick N. Severud, structural engineer, designed the columns and reinforcing for the roof slabs. The column collar involved in the hoisting system was designed by Gustav G. Freygang of Fezandié, Freygang & Moser, of the Stevens Institute of Technology, who also developed the architect's idea of a "skyhook" into a practical device.

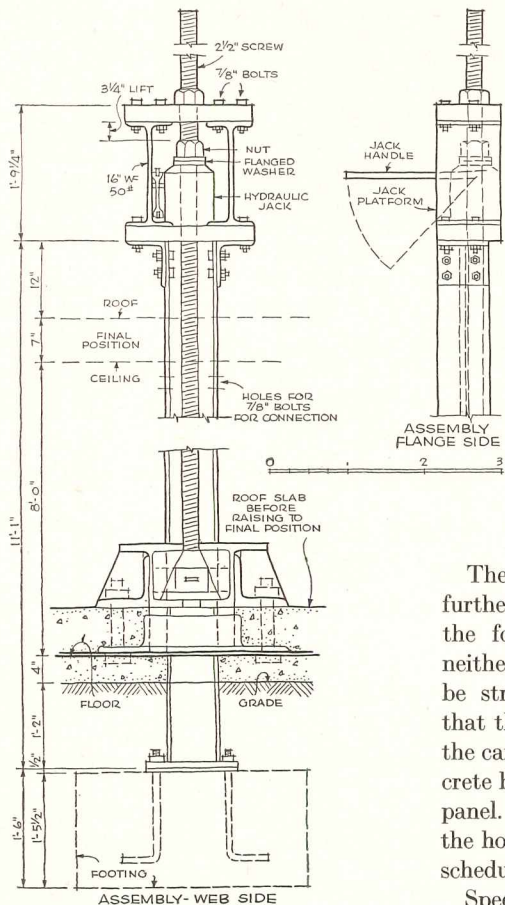
Many Economies Possible

The Youtz Skyhook System overcomes many of the costly items in slab construction. All casting is done on the site, materials being much easier to transport than slabs. It is done with

virtually no form work — merely screeds at the edges of the slabs and the collars at the columns. The hydraulic jacks are small and easy to handle. No crane is necessary at any time; the cost of a crane in the New York area is figured at \$160 a day.



Roof slab, poured directly on floor slab, has been raised into position by hydraulic jacks on the four steel columns. Lower view shows a building constructed for Henry Street Settlement camp at Yorktown Heights, N. Y., Philip N. Youtz, architect



The monolithic roof slab introduces further economies and efficiencies. As the four columns take all the load, neither outside walls nor partitions need be structural. They can be anything that the particular project indicates; in the camp building outside walls are concrete block, but they might be any light panel. And the roof slab quickly covers the house, so that various trades can be scheduled without worry about weather.

Speed is another major advantage. The roof slab can be poured 24 hours after the floor slab, and can be raised eight days thereafter. In a large building operation a 10-day cycle might be developed, so that concrete could be delivered in a continuous flow.

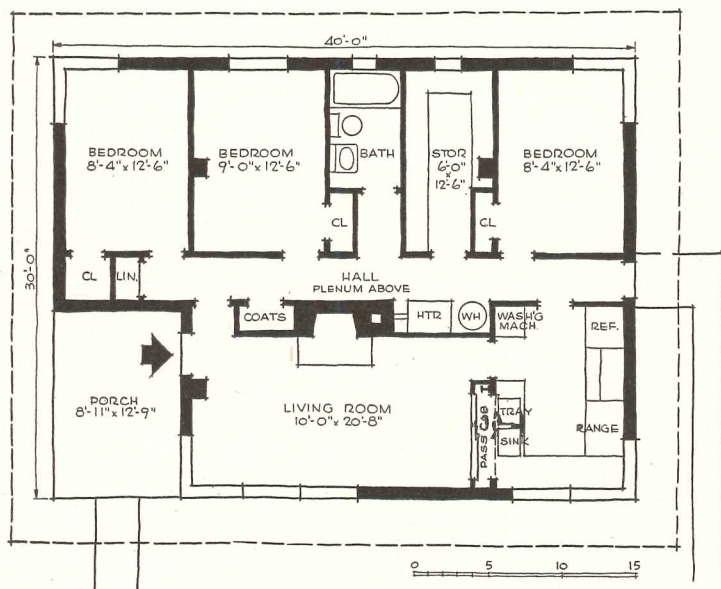
How it Works

The arrangement for lifting the roof slab is detailed at the left. Around each column there is a steel collar, which is a permanent part of the roof slab. Bolts extending upward from this collar attached to the lifting yoke (seen immediately above the roof slab in the drawing). The hydraulic jack is placed at the top of the column, in a small platform bolted to the column. The jack lifts upward in the space between upper and lower plates of this lifting platform, lifting against the lower nut on the screw shaft. At the limit of its movement this nut is against the upper plate. The upper nut is then screwed down against the upper plate, to take the load while the jack is lowered (some 3 in.) for another lift. Thus the slab is inched upward in hand-over-hand fashion. There are wedges in the lifting yoke which act as safety stops (like elevator safety devices) just in case anything slips during the lift. All four jacks are pumped in unison, the slab maintaining a horizontal position while rising.

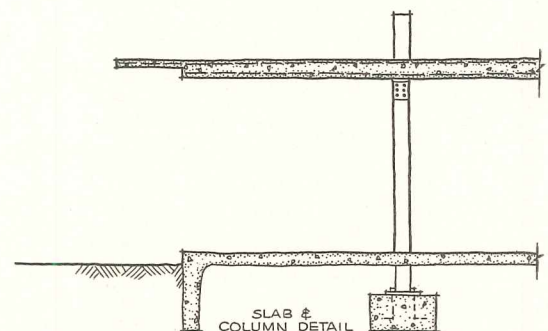
When the roof slab reaches position, the steel collar is attached to the column with brackets and bolts. Then the jack is removed. It is necessary then to burn off the extra length of column extending above the roof, and seal the opening.

In the normal operation, footings, apron and slab are poured without forms.

The apron at the edge of the slab



Youtz has worked out a series of floor plans for houses of various sizes, to show how the four columns might be absorbed with partitions or cabinets. Columns here are at quarter points in the rectangle; fifth points would give better economy



supports outside walls and serves as a dam against moisture; it is said that no cinder fill is required for the floor slab. The roof slab is poured on the floor slab, with a layer of building paper for a separator, and with all reinforcement, electrical conduit and so on in place before the pouring. The only form work required is an edging for the slab. The thin overhanging portion of the roof is formed by building up with earth around the heavier part of the slab, adding a new edging, and completing the pour to the new edge.

Adaptable to Large Buildings

While so far Mr. Youtz has used his system only for residential buildings, he says it could easily be developed for buildings of several stories. A succession of floor slabs might be poured on the ground, like a stack of pancakes, then raised by the usual hydraulic jack method. It would only be necessary to raise them one at a time, to some position higher than the second floor level, hold them there temporarily while that floor was positioned and secured. Then an additional length of column would be spliced on, and the lifting process repeated. The slabs would become flat-slab floor sections as the building went upward.

Costs

Mr. Youtz has estimated that his system might produce houses at costs 25 per cent under those of conventional construction. Since a statement like that is always difficult to prove, however, he has prepared a fairly close estimate of what it would cost to build a house in his locality, based on actual costs of similar items in the camp buildings he has already done (see table).



COST ESTIMATE

Youtz "Design for Living" House
Six rooms — 32 ft. by 32 ft. = 1024 sq. ft.

Note: The house is designed as a comfortable minimum priced home. It is fireproof and durable in construction. Floors and ceiling are smooth concrete. Walls and partitions are concrete block with pointed joints. All the concrete is tinted a soft red tone. Any standard interior finish may be added later. The cost figures include bathroom and kitchen plumbing and a space heater. They do not include the cost of the lot, financing, architect's fee, builder's profit, or insulation other than the celocrete blocks used for walls and partitions. Figures are based on the cost of three similar camp buildings now practically completed.

Building permit	\$ 5.00
Grading site	50.00
Labor other than mason work	350.00
Reinforcing steel	333.33
Steel windows	168.32
Concrete	
Foundations	154.00
Floor	249.83
Roof	335.58

Screed lumber	66.00
Plumbing and Heating	972.00
Sand	10.66
Engineering	27.92
Rent on lifting equipment	500.00
Celocrete blocks for wall and partitions	506.33
Steel door bucks	75.00
Mason work	
Floor and roof	82.00
Block walls and partitions	509.00
Tar paper to separate slabs	25.23
Hardware	50.00
Precast sills	40.00
Electrical work	400.00
Paint and coloring for concrete	125.00
Glazing	50.00
Doors (7)	200.00
Mortar	50.00
Miscellaneous	100.00
	\$5,435.00



Upper view: preparation for pouring of roof slab; collars are in place at base of columns, screed in place as edge form, reinforcing bars being laid. Lower view: roof slab has been poured, jacks are in place, men are attaching a lifting yoke

LIGHTWEIGHT, INSULATING TILE FORMS WAREHOUSE ROOF

A one-story warehouse with nine acres of floor space, nearing completion at Bloomfield, N. J., contains the first commercial installation of *Kaylo* roof tile, a new structurally-strong insulating material.

The building, designed to centralize storage and service facilities of L. Bamberger & Company, Newark, N. J. department store, is scheduled for use early in 1949. Its flat roof deck contains more than 394,000 sq. ft. of the incombustible tile covered with standard roofing materials.

The trapezoidal shaped building is of modular design, measuring 710 by 624 ft. in its longest dimensions. Construction is mainly of concrete and steel, covered with a flat roof deck of the insulating tile and a "skin" of standard roofing materials.

A 10-ft. aluminum band, extending 1000 ft. along two sides of the building, relieves the austerity of the poured concrete walls. Colored enamelled steel panels give additional trim to the front.

The aluminum, Fiberglas-insulated band, which forms the main portion of two walls, is made of panels 16 in. wide and 3 in. thick.

Eight-inch H-section columns, set 24 ft. apart on shallow-spread footings, provide structural support. Twelve-inch steel purlins frame into 16-in. girders in such a way that no coping was required.

Light steel members support the *Kaylo* tile deck. Hollow-box sub-purlins

of 14-gauge steel are fillet-welded to the purlins. They are spaced 3 ft. apart to carry the tile which is factory finished to 18 by 35½ in. dimensions; their span is 8 ft.

The new roof tile is a white, cellular compound of calcium silicates. Produced in slabs 2⅝ in. thick, it weighs about 5 lb. per sq. ft., said to be less than half the weight of conventional roof tile.

The fireproof tile is structurally strong. In the warehouse roof it is designed to carry a load of 50 lb. per sq. ft. with an ultimate safety factor of 8.

Besides lightweight, incombustibility and insulating factors, the roof tile is reported to show advantages in installation speed. On the Bamberger job the roof deck was installed by an assembly-line technique.

From a new plant at South River, N. J., 20 miles away, the tile was trucked to the site as needed.

A crane fitted with a chain sling lifted the tile directly from the trucks to the roof. From this point the deck material was distributed to work areas by wheelbarrow.

From the point of delivery on the roof through the laying operation, the tile was handled by common labor. Organized masons performed the job of grouting the tile joints.

A standard mix of gauging plaster, expanded vermiculite and water formed the grout which bonds the tile joints. The grout was merely poured into the

abutting joints with a spouted pail. Only joints resting on steel supports were grouted.

Following closely behind the masons, roofing workers spot-mopped each tile with pitch and covered the deck with a *Barrett* 20-year bonded roof. This covering is built up of roofing felt, pitch and gravel.

The roof deck adds a dead load above the main purlins of only about 10 lb. per sq. ft. This is said to compare with an average of 20 lb. per sq. ft. for roofs of other fireproof materials.

A series of sawtooth skylights, 7 ft. high, forms the only breaks in the deck. They are constructed of structural steel and covered with the same tile and roofing as the deck. Because *Kaylo* tile can be sawed and worked with ordinary tools, fitting odd shapes and sizes around the skylights posed no problem.

Another construction economy was achieved by leaving the underside of the roof deck and steel work untreated, since the white surface of the tile reflects light.

Factors involved in selection of roof tile for the warehouse included cost installed, amortization, heat loss and maintenance.

Abbott, Merkt & Co. were the architect-engineering firm on the project. Ebasco Services, Inc. were consulting engineers.

American Structural Products Co., Toledo 1, Ohio.



Left: lightweight, insulating roof tile is transported to work areas by wheelbarrow and then laid over structural steel members. Below: joints are grouted with mix of gauging plaster, vermiculite and water

CONVERTIBLE FURNITURE DESIGNED HOTEL ROOMS

Introduced at the 33rd National Hotel Exposition in New York was the *Convertible Hotel Room* designed by Knoll Associates Planning unit to incorporate a living room, bedroom and workroom in the same space.


Furnishings of the "room" feature versatility, practicability and attractiveness. The sofa, which is readily convertible into a single bed by adjustment of a simple swing back, has sitting room for three persons. The box spring, on which a foam rubber mattress rests, stands on 6-in. legs to give a sense of lightness to a furniture piece which sometimes looks cumbersome.

The chest of drawers arrangement combines the features of convertible convenience with decorative quality. The three sections of this piece include two three-drawer chests and a leather-laced luggage rack, with back to prevent the wall from being scratched. Hardware on the chests is eliminated by the use of louvered drawer fronts. In each chest the top drawer is lined with Formica. In one drawer the front is hinged, opening out to form a desk. The other has a lid hinged at the back which, when opened, provides the back of a bar arrangement or additional desk space (on the Formica side). When the lid is pivoted, a mirror converts the chest into a dressing table.

On an arm chair the upholstery is applied with snap fasteners for quick removal when cleaning is necessary. A straight, small arm chair is suitable for use at the desk or as an occasional chair. The moulded plywood seat and back of this chair, covered in foam rubber, are readily removable for renovation.

A coffee table and bed table are surfaced with cigarette-proof Formica. Glass covers the tops of the chests.

All upholstery and curtain materials are designed for dry-cleaning and fire resistance. In the upholstery materials, high tensile strength is provided by Fiberglas yarn, abrasive resistance by



Left: Knoll-designed Convertible Hotel Room arranged as a "living room." Right: luggage rack and chest of drawers, with one drawer, Formica lined, opened to form desk

vinyl plastic covering of the yarn. Mohair and wool give texture and color. The curtain fabric combines Fiberglas yarn and wool fiber for dimensional stability and for resistance to sunlight.

The Convertible Hotel Room was sponsored by Marshall Field & Co., Contract Division, and was designed by Knoll Associates, Inc., 601 Madison Ave., New York, N. Y.

GUN TOOL SHOTS STUDS INTO CONCRETE, METAL

Through the development of a powder-actuated tool, metal studs can now be driven through wood joists into concrete in only a few seconds.

Operating with blank cartridges, the tool can drive studs of various lengths and diameters of $\frac{3}{8}$ or $\frac{1}{4}$ in. into concrete or metal. It weighs less than 5 lbs. and has interchangeable barrels to take

care of the two different stud diameters.

The manufacturer claims that every conceivable precaution is incorporated in the tool to minimize hazards. Possibility of accidental discharge is said to be negligible because the firing pin is not in position to contact the cartridge primer unless the operator rotates a spring-loaded safety arm and holds it in

(Continued on page 148)

Gun tool fastens nailing strips to concrete ceilings with metal studs. Tool is "fired" only when spring-loaded safety arm is held in position and tool is pushed against wood



MANUFACTURERS' LITERATURE

Industrial Finishes

Rust-Oleum Stops and Prevents Rust. A comprehensive bulletin on industrial paints and such allied products as sealers and thinning oils.

Descriptions, applications, resistant qualities, drying time, type of thinner to be used and color swatches are included for industrial coatings such as: long oil type for exterior structural steel in ordinary atmosphere; short oil type for exterior steel subjected to special conditions such as salt spray, abrasion, fumes, etc.; heat resistant coatings; chemical resistant coatings; machinery and implement finishes. Floor coatings are also shown and described.

The bulletin concludes with instructions for mixing Rust-Oleum and surface preparation. 16 pp., illus. Rust-Oleum Corp., Evanston, Ill.

Air Conditioning

Application and Installation Data on UniTrane (Bulletin DS-420). Describes operating features and applications of a system of unit air conditioning which is said to combine the best features of the unit system and of the central system in a compact under-window unit. Special features such as a new *Moisture Controller*, which regulates moisture content of room air, are explained. Engineering data and architectural specifications are included. 32 pp., illus. The Trane Co., La Crosse, Wis.

Ink Renderings

Techniques. This is the fifth edition of Higgins' popular book showing various types of art work done with black and colored drawing inks. The new edition contains both new illustrations and text material. Besides covering elements of ink rendering in its various phases, the book includes outstanding work of many professional artists. 48 pp., illus. Higgins Ink Co., Inc., 271 Ninth St., Brooklyn 15, N. Y. \$1.00.

Lighting

American Standard Practice for School Lighting, 1948 Edition. Authoritative guide providing specific recommendations for the many features of a classroom which constitute the visual en-

vironment for the students. It is being published under the auspices of the American Standards Ass'n. with the Illuminating Engineering Society and the American Institute of Architects as co-sponsors.

Specifications as to maximum fixture brightness and limiting brightness ratios, in addition to foot-candle tables, are set forth for comfortable, easy seeing. Recommended reflection values for desks, floors, wall and ceiling are given which, with good light distribution, will assure properly balanced brightnesses between these areas. Illumination results to be expected from many installations employing both incandescent and fluorescent sources are indicated.

The control and use of natural lighting is discussed using maps and charts to show the amount of sunlight to be expected during the school year in various parts of the country.

The appendix stresses the importance of adequate wiring and suggests proper wire sizes for typical conditions. Illuminating Engineering Society, 51 Madison Ave., New York 10, N. Y. 50 cents.

Plastics

Plexiglas for Store Modernization. Pictures many interesting applications of the acrylic plastic, *Plexiglas*, by store architects and display directors throughout the country. Shown in various uses are flat, corrugated and patterned sheets.

Typical installations shown include: showcases, partitions, staircase balustrades, lighting fixtures, façades, etc. 16 pp., illus. Plastics Dept., Rohm & Haas Co., Philadelphia 5, Pa.*

Boilers

H. B. Smith Sectional Tubular Cast Iron Boilers. A complete condensed catalog of Smith boilers for industrial, commercial and home heating. Included in this catalog for the first time is data on the Smith-Mills *Reliance* boiler, a new combination oil burning boiler with a grate for emergency coal firing.

Information is also included on fin-type radiators for commercial installations and baseboard convector units for residences. 16 pp., illus. The H. B. Smith Co., Inc., Westfield, Mass.*

Architectural Aluminum

Architectural Aluminum Products (Catalog No. 48). A wide variety of Alcoa aluminum shapes are shown including the common ones such as channels, bars, and extruded mouldings as well as ornamental aluminum castings designed for railings and trellis. Dimensioned drawings are given. 34 pp., illus. J. G. Braun Co., 609-615 S. Paulina St., Chicago 12, Ill.

Steel Piling

Foster's Light-Weight Steel Sheet Piling (Folder F-110 A). Brochure contains five different cross-sectional views, with dimensions, of light-weight, interlocking, corrugated, sheet steel piling. A physical characteristics chart, discussion of the economies and advantages of using this type piling and 23 suggested applications are also included. 6 pp., illus. L. B. Foster Co., New York 7, N. Y.; Pittsburgh 30, Pa.; Chicago 4, Ill.; Houston 2, Texas; San Francisco 4, Calif.

Asphalt Tile

Today's Standard for Floor Quality. Booklet shows many design possibilities in the use of *KenTile* asphalt flooring for home, commercial and industrial use. Colors available are shown including both plain and marbled shades. The booklet also contains information on special items such as grease-proof tile, and decorative, number and letter inserts. 16 pp., illus., David E. Kennedy, Inc., 58 Second Ave., Brooklyn 15, N. Y.*

Glass Blocks

Make the Most of Daylight with PC Functional Glass Blocks. Booklet describes in detail the proper selection of glass block and its usage for light direction and diffusion. Featured is a nomograph for estimating illumination levels when using glass block.

Topics covered include controlling daylight with glass blocks; how to select the right patterns for various daylighting needs; and technical data on light transmittance and distribution, thermal and sound insulation.

A picture section illustrates typical installations. 16 pp., illus. Pittsburgh Corning Corp., 632 Duquesne Way, Pittsburgh, Pa.*


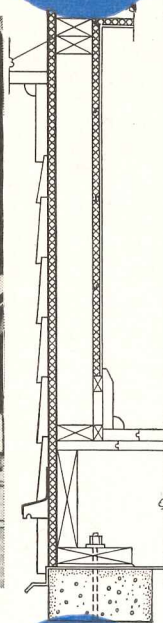
Furniture

Library Furniture (Bulletin No. L-10). A new line of unit-type library furniture suitable for school, community and in-

(Continued on page 162)

*Other product information in Sweet's File, 1948.

A STANDARD FOR **GOOD** WALL CONSTRUCTION



CELOTEX
REG. U.S. PAT. OFF.
SHEATHING

PLUS

CELOTEX
REG. U.S. PAT. OFF.
INSULATING LATH

When you specify asphalt-coated Celotex Sheathing in combination with Celotex Insulating Lath for residential walls *they provide sound, economical construction . . .* and provide these advantages:

- 40% MORE INSULATION VALUE than conventional uninsulated wall construction.
- GREATER BRACING STRENGTH with Celotex 25/32" Sheathing than with conventional sheathing material.
- NO LATH MARKS because Celotex Lath provides a continuous plaster base . . . and a plaster bond that withstands an average perpendicular pull of 930 lbs. per square foot!
- PROTECTION AGAINST DRY ROT and termites through the patented Ferox-treatment of Celotex Sheathing and Celotex Insulating Lath.

See Sweet's File, Section 10 for details on these two products.

**THE CELOTEX CORPORATION,
CHICAGO 3, ILLINOIS**

CELO, CEMESTO, and FLEXCELL
are TRADEMARKS, REG. U.S. PAT. OFF.

CELOTEX
REG. U.S. PAT. OFF.
THE GREATEST NAME IN INSULATION

CELOTEX TRIPLE SEALED ASPHALT SHINGLES AND ROLL ROOFING
...BUILDING BOARD...CELO-ROK ANCHOR LATH AND PLASTER...CELO-ROK
WALLBOARD... INTERIOR FINISH PRODUCTS...CEMESTO...FLEXCELL...ROCK WOOL...CELO-SIDING...CELO-BRIC...CELO-STONE...CELO-SHINGLE...CELO-BLOCK



What boiler would you recommend for a \$350,000 home?

The finest, of course. That's what the architect, engineer, and contractor did when they built this magnificent home. In fact, they chose *six* H. B. Smith boilers — two to heat the main house, by radiant heat and by air conditioning . . . one to supply domestic hot water . . . two to warm the swimming pool water and recirculate it . . . still another to supply domestic hot water and car-washing water to the garage.

No matter the size of the home your client wishes, you can recommend an H. B. Smith


boiler that will give him "luxury" heating at bargain basement prices—for Smith-Mills boilers are designed and engineered to deliver maximum heat at lowest cost. True, they cost a little more to buy, but smaller fuel and maintenance bills more than make up the difference.

Which boiler will you specify on the next job where the best in residential, industrial, institutional or commercial heating is requested? You can't go wrong if you recommend H. B. Smith!



This functionally modern home was recently built in Bloomsburg, Pa., by Harry L. Magee, president of The Magee Carpet Company; it is one of Pennsylvania's finest show places. Berninger, Haag, and D'Entremont, Architects; George A. Heath, Heating Engineer; Wm. L. Coombs, Heating Contractor; Percy Swank, Building Contractor.

Largest boiler room in the Magee residence (there are several others!) includes two No. 340 oil-fired boilers and one No. 24 Hy-Test oil-fired hot water supply unit, all H. B. Smith products.



H. B. *Smith*

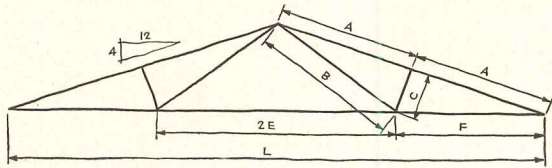
CAST-IRON BOILERS

THE H. B. SMITH CO., INC., 62 Main Street, Westfield, Mass. • OFFICES AND REPRESENTATIVES IN PRINCIPAL CITIES

ROOF TRUSSES FOR SMALL HOUSES—for Dry Wall Construction

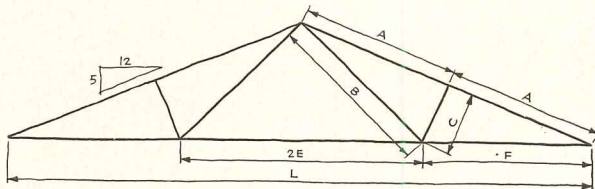
By Timber Engineering Company

(Continued on page 131)

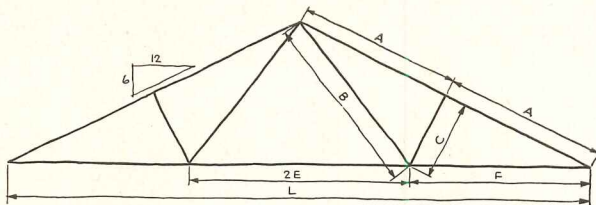


DIMENSIONS

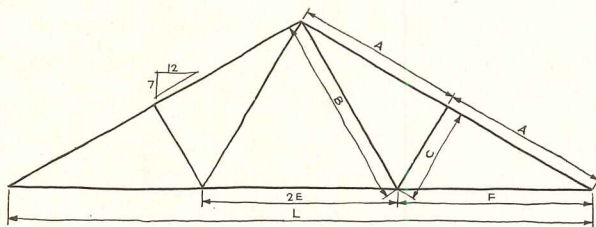
SPAN LENGTH	A	B	C	E	F
20'	5'-3 3/4"	5'-6 1/16"	1'-9 1/16"	4'-5 3/16"	5'-8 1/16"
22'	5'-9 7/16"	6'-1 5/16"	1'-11 3/16"	4'-10 1/16"	6'-1 5/16"
24'	6'-3 3/8"	6'-8"	2'-1 5/16"	5'-4"	6'-8"
26'	6'-10 3/16"	7'-2 1/16"	2'-3 3/8"	5'-9 3/16"	7'-2 1/16"
28'	7'-4 7/8"	7'-9 5/16"	2'-5 1/2"	6'-2 1/16"	7'-9 5/16"
30'	7'-10 7/8"	8'-4"	2'-7 3/8"	6'-8"	8'-4"
32'	8'-5 3/16"	8'-10 1/16"	2'-9 3/4"	7'-1 5/16"	8'-10 1/16"



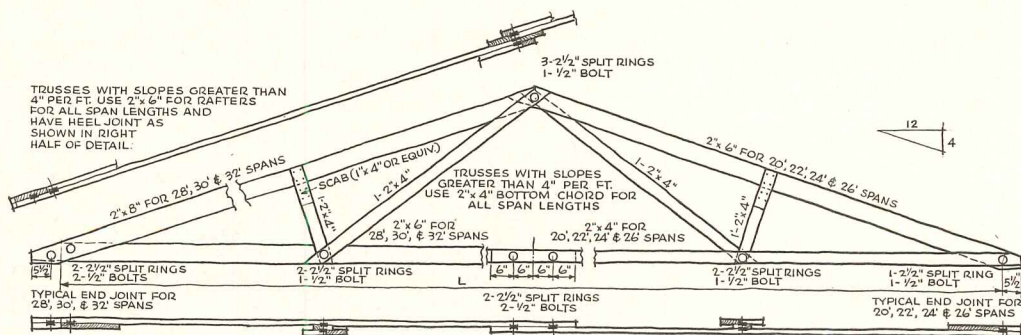
SPAN LENGTH	A	B	C	E	F
20'	5'-5"	5'-10 7/16"	2'-3 1/8"	4'-1 1/16"	5'-10 7/16"
22'	5'-11 1/2"	6'-5 7/16"	2'-5 3/16"	4'-6 7/16"	6'-5 7/16"
24'	6'-6"	7'-0 1/2"	2'-8 1/2"	4'-11 1/2"	7'-0 1/2"
26'	7'-0 1/2"	7'-7 7/16"	2'-11 3/16"	5'-4 7/16"	7'-7 7/16"
28'	7'-7"	8'-2 3/16"	3'-1 1/8"	5'-9 7/16"	8'-2 3/16"
30'	8'-1 1/2"	8'-9 5/16"	3'-4 3/8"	6'-2 3/8"	8'-9 5/16"
32'	8'-8"	9'-4 1/16"	3'-7 5/16"	6'-7 5/16"	9'-4 1/16"



SPAN LENGTH	A	B	C	E	F
20'	5'-7 1/8"	6'-3"	2'-9 9/10"	3'-9"	6'-3"
22'	6'-1 13/16"	6'-10 1/2"	3'-0 7/8"	4'-1 1/2"	6'-10 1/2"
24'	6'-6 1/2"	7'-6"	3'-4 1/4"	4'-6"	7'-6"
26'	7'-3 3/8"	8'-1 1/2"	3'-7 5/8"	4'-10 1/2"	8'-1 1/2"
28'	7'-9 5/16"	8'-9"	3'-10 5/16"	5'-3"	8'-9"
30'	8'-4 3/8"	9'-4 1/2"	4'-2 3/8"	5'-7 1/2"	9'-4 1/2"
32'	8'-11 1/16"	10'-10"	4'-5 1/16"	6'-0"	10'-0"



SPAN LENGTH	A	B	C	E	F
20'	5'-9 7/16"	6'-8 7/16"	3'-4 1/2"	3'-3 3/16"	6'-8 7/16"
22'	6'-4 1/8"	7'-4 7/16"	3'-8 7/16"	3'-7 7/16"	7'-4 7/16"
24'	6'-11 3/8"	8'-0 1/2"	4'-0 5/8"	3'-11 1/2"	8'-0 1/2"
26'	7'-6 5/16"	8'-8 7/16"	4'-4 1/16"	4'-3 7/16"	8'-8 7/16"
28'	8'-1 1/4"	9'-4 7/16"	4'-8 3/4"	4'-7 7/16"	9'-4 7/16"
30'	8'-8 7/16"	10'-0 3/8"	5'-0 13/16"	4'-11 3/8"	10'-0 3/8"
32'	9'-3 1/8"	10'-8 1/16"	5'-4 13/16"	5'-3 5/16"	10'-8 1/16"




TRUSSES WITH SLOPES GREATER THAN 4" PER FT. USE 2"x6" FOR RAFTERS FOR ALL SPAN LENGTHS AND HAVE HEEL JOINT AS SHOWN IN RIGHT HALF OF DETAIL.

TRUSSES WITH SLOPES GREATER THAN 4" PER FT. USE 2"x4" BOTTOM CHOIR FOR ALL SPAN LENGTHS

TYPICAL END JOINT FOR 28', 30', & 32' SPANS

TYPICAL END JOINT FOR 20', 22', 24' & 26' SPANS



Announcing...

FIBERGLAS* PERFORATED ACOUSTICAL TILE

Important Characteristics

- ✓ INCOMBUSTIBLE (Fed. Spec. SS-A-118 a)
- ✓ LIGHT WEIGHT
- ✓ DIMENSIONALLY STABLE
- ✓ HIGH ACOUSTICAL VALUE
- ✓ HIGH LIGHT REFLECTION
- ✓ FEWER PERFORATIONS—
TESTED FOR MAXIMUM EFFICIENCY
- ✓ EASIER BRUSH PAINTABILITY
- ✓ EASIER MAINTENANCE
- ✓ ECONOMICAL—COMPETITIVELY PRICED
- ✓ IDEAL FOR FIRESAFE MECHANICALLY-SUSPENDED CEILINGS
- ✓ HIGH SAFETY FACTOR IN ADHESIVE APPLICATIONS
- ✓ APPROVED APPLICATORS IN PRINCIPAL CITIES

**AVAILABLE
APRIL 1st**

**Tile Sizes: 12" x 12"
12" x 24"
3/4" Thickness**

OWENS-CORNING

FIBERGLAS

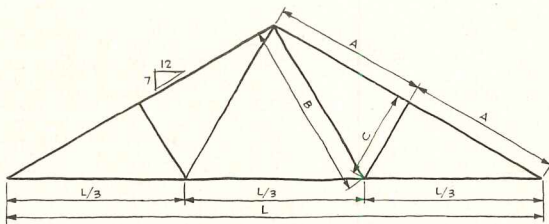
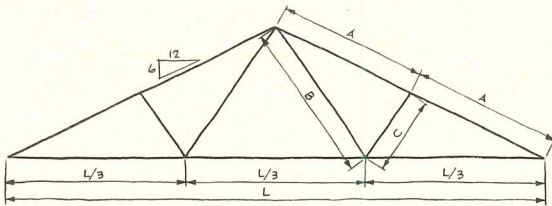
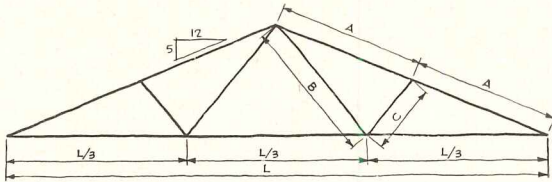
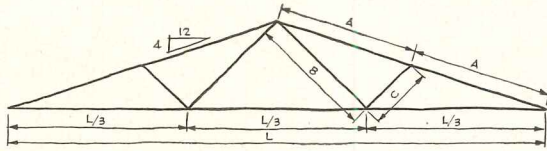
TM REG US PAT OFF

**BUILDING
MATERIALS**

*Fiberglas is the trade-mark (Reg. U. S. Pat. Off.) of Owens-Corning Fiberglas Corporation for a variety of products made of or with glass fibers.

ROOF TRUSSES FOR SMALL HOUSES—for Plaster Finish

(Continued from page 129)



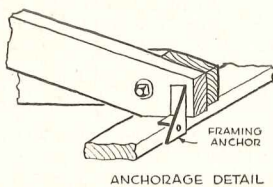
DIMENSIONS

SPAN LENGTH	A	B	C
20'	5'- 3 1/4"	4'-8 3/8"	2'-3 5/8"
22'	5'- 9 7/8"	5'-1 7/8"	2'-6 3/4"
24'	6'- 3 7/8"	5'-7 1/2"	2'-9 7/8"
26'	6'-10 3/8"	6'-1 3/8"	3'-0 7/8"
28'	7'- 4 9/8"	6'-6 3/8"	3'-3 1/4"
30'	7'-10 7/8"	7'-0 1/2"	3'-6 1/8"
32'	8'- 5 3/8"	7'-6 3/8"	3'-8 7/8"

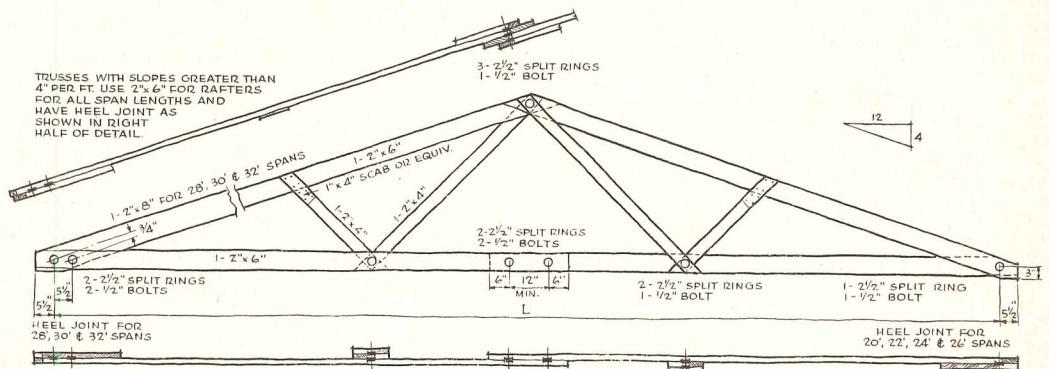
SPAN LENGTH	A	B	C
20'	5'- 5"	5'- 3 5/8"	2'- 7 5/8"
22'	5'-11 1/2"	5'-10 1/8"	2'-10 13/16"
24'	6'- 6"	6'- 4 7/8"	3'- 2"
26'	7'- 0 1/2"	6'-10 7/8"	3'- 5 1/4"
28'	7'- 7"	7'- 5 1/4"	3'- 8 7/8"
30'	8'- 1 1/2"	7'-11 1/8"	3'-11 5/8"
32'	8'- 8"	8'- 6 1/8"	4'- 2 3/8"

SPAN LENGTH	A	B	C
20'	5'- 7 1/8"	5'-11 1/8"	2'-11 5/8"
22'	6'- 1 13/16"	6'- 6 7/8"	3'- 3 1/4"
24'	6'- 8 1/2"	7'- 2 1/8"	3'- 6 7/8"
26'	7'- 3 3/8"	7'- 9 5/8"	3'-10 7/8"
28'	7'- 9 13/16"	8'- 4 9/8"	4'- 2 1/8"
30'	8'- 4 5/8"	8'-11 3/4"	4'- 5 1/8"
32'	8'-11 3/8"	9'- 6 13/16"	4'- 9 1/4"

SPAN LENGTH	A	B	C
20'	5'- 9 7/8"	6'-8 3/8"	3'- 3 7/8"
22'	6'- 4 7/8"	7'-4 1/4"	3'- 7 5/8"
24'	6'-11 3/8"	8'-0 5/8"	3'-11 3/8"
26'	7'- 6 5/8"	8'-8 3/8"	4'- 4"
28'	8'- 1 1/4"	9'-4 7/8"	4'- 8"
30'	8'- 8 3/8"	10'-0 1/2"	5'- 0 1/8"
32'	9'- 3 1/8"	10'-8 3/8"	5'- 4 1/8"



TRUSSES WITH SLOPES GREATER THAN 4" PER FT. USE 2"x6" FOR RAFTERS. FOR ALL SPAN LENGTHS AND HAVE HEEL JOINT AS SHOWN IN RIGHT HALF OF DETAIL.




Bolts used are 1/2 in. dia. machine bolts with 2 by 2 by 1/8 in. plate washers, 2 1/8 in. dia. cast or malleable iron washers, or ordinary cut washers. Timber connectors shown are Split Rings and framing anchors as manufactured by the Timber Engineering Co., Washington, D. C.



Federal Reserve Building, Washington, D. C.
Paul P. Cret, Architect, Philadelphia, Pa.
George A. Fuller Co., Contractors, Washington, D. C.

The Case of the DIGNIFIED GOVERNORS

Imposing in appearance, the building for the Board of Governors of the Federal Reserve System was designed to inspire confidence. Its dignity is enhanced by the exterior of Georgia Crystalline Marble. Though used extensively in national and local government buildings, "the Marble with the Sparkling Crystal" has a myriad of other uses that make it the ideal building stone for today, tomorrow and for all time.



Our 64 years' experience is at your disposal. Write our nearest sales and service office giving the type of building under consideration. We will send you a specially prepared file containing detail sheets and other Georgia Marble information of interest and value.


GEORGIA MARBLE

The Marble with the Sparkling Crystal

Produced by THE GEORGIA MARBLE COMPANY of Tate, Georgia

Sales and Service Offices • NEW YORK, N. Y. • WASHINGTON, D. C. • CLEVELAND, O.
PHILADELPHIA, PA. • BRIGHTON, MASS. • ROCHESTER, N. Y. • ATLANTA, GA.

(Continued from page 10)



Canadian National Railways' new steam generating plant in Montreal. George F. Drummond, Chief Architect, C.N.R.

terms of, and within the period specified by, the contract.


Sentiment in favor of licensing builders has been growing as the result of the blow-up of an "integrated" housing scheme in the Calgary district. ("Integrated" is the name given the houses-for-sale program in which Central Mortgage and Housing Corporation gives the builder top priority rating for scarce supplies, plus a guaranteed profit, in return for his adherence to a pre-determined sales price, usually well below that of the market.)

The Alberta tangle is exceedingly involved. There are, first of all, 40 house buyers, many of them veterans. There is the builder, the real estate agent acting for the builder, the Alberta provincial treasury, as a lender to the builder, the Manufacturers Life Assurance Company, as co-lender to buyers under the National Housing Act, and Central Mortgage and Housing Corporation, as organizer of the "integrated" program and co-lender to buyers under the National Housing Act. In addition, there are the supply companies and building tradesmen who have registered mechanics' liens against houses and buyers.


There appears to be no prospect of a quick settlement. Building started in the fall of 1947 and was suspended last summer. Prices originally quoted are likely to be exceeded in some cases by as much as \$2000. Only a few houses have been finished and, according to city building inspectors, these show serious defects. Central Mortgage is expected to offer to increase the size of mortgage loans and lengthen the amortization period. This would help buyers, pay off mechanics' liens, but in the long run they would be meeting the extra costs themselves. The Canadian Legion to which many of the veterans belong, is being urged to take up cudgels.

(Continued on page 134)

"The
best
seat
in the house"



If a man is smart enough to have an architect direct the building of his home, he's sure to know quality when he sees it. That's one reason why most architects specify Church Seats . . . best known — best made.



Church Regal Pearl Seat No. 840

Church Seats

C. F. CHURCH MFG. CO. HOLYOKE, MASS.

Division of AMERICAN RADIATOR & Standard Sanitary CORPORATION

Serving home and industry

AMERICAN STANDARD • AMERICAN BLOWER • CHURCH SEATS • DETROIT LUBRICATOR • KEWANEE BOILER • ROSS HEATER • TONAWANDA IRON

(Continued from page 132)



Macomber Steel Framing for multi-story apartments and single dwellings is now being used in many of the country's outstanding housing projects. These nailable steel framing units are fabricated to specified loadings and for structural layouts of similar design.

Floors, partitions and roofs are framed in the time required to set these shop fabricated units in place. The open design — an exclusive Macomber feature — greatly reduces pipe and conduit installation costs. The absence of combustible materials in the entire structural frame reduces insurance rates.

You have ample design latitude for any practical purpose. Your drawings are interpreted into Builder's Units — engineered to save time, to fit smoothly into his structural needs and finishing operations. Literature available.

**BE GLAD
YOU'RE ON
THAT PLAN-
NING BOARD**

**HERE'S
MACOMBER
STEEL
FRAMING**

Write us.



V-BAR JOISTS AND PURLINS • V-STUDS • TRUSSES • LONGSPANS • DECKING

STANDARDIZED STEEL BUILDING PRODUCTS

MACOMBER
INCORPORATED
CANTON, OHIO

IN MEXICO D. F.—MACOMBER DE MEXICO S.A. CEDRO 500

STANDARDIZED STEEL BUILDING PRODUCTS

Housing for Primary Industries

Married workers in primary industries, whose jobs require them to live in Canada's hinterland, benefit from a special section of the National Housing Act. Any company engaged in mining, lumbering, logging or fishing which desires to provide suitable accommodation for its employees and their families may apply for a loan from Central Mortgage and Housing Corporation.

It is possible to borrow up to 80 per cent of the lending value of the housing project at an interest rate of 4 per cent per annum. The amortization period cannot exceed 15 years, and the project must be operated on a non-profit basis.

So far, the legislation has been taken advantage of in only two provinces: British Columbia and Quebec. Mining, lumbering and pulp and paper interests have been lent about \$400,000 for the construction of slightly over 100 dwelling units. The types of shelter range from detached and semi-detached houses to apartment blocks. Some of the houses are mounted on skids to enable them to be moved from place to place. The average dwelling or suite has 4.5 rooms and rents for approximately \$30 per month.

N.H.A. Lending Still Spurts

Volume of National Housing Act loans showed a further substantial increase in September, reports Central Mortgage and Housing Corporation. September loan approvals totaled \$11,799,440 for 2218 new dwelling units, as compared with \$7,099,800 for 1426 units in September, 1947.

In the first nine months of 1948, N.H.A. loans amounting to \$80,147,440 were approved for 15,348 units as against an aggregate of \$43,933,850 and 9128 units in the corresponding period of the previous year.

R.C.A.F. Buys Packaged Houses

The Peerless Housing Corporation design has been chosen by the Royal Canadian Air Force for a new housing development at its base at Goose Bay, Labrador. The dwellings consist of five contrasting types, contain six rooms and were packaged as complete units before shipment. Structural members were pre-cut and numbered to match an erection plan. Likewise wall siding and roof boarding. Heating ducts, doors and windows with frames and hardware were fabricated ready to install. Asphalt shingles, bundled in the package, adhered to a color scheme designed to ensure variety of appearance.

(Continued on page 136)

SERVICE RECORD

"...Webster Baseboard Heating was something new in Elmira, and I wanted to be sure it was all you claimed before I recommended it to other people. I had it installed in my new home. Last winter the temperature dropped to 20 degrees below zero, but we maintained 70 degrees easily. If I ever build another home, it will have a Webster Baseboard Heating system. That is the finest compliment I can offer..."

Charles W. Personius, Project Engineer and Assistant to the President of American Warming & Ventilating had Webster Baseboard Heating installed in his new home in Elmira, New York. He wanted to make certain Webster Baseboard Heating was as good as he had been told. The house, a one story structure, has seven rooms, with an unheated crawl space between the joist and the roof.

Even with outdoor temperature of 20° below zero during the 1947-1948 heating season, 70° room temperature was maintained easily, as Mr. Personius states. Though he was satisfied the temperature was satisfactory, he checked this further by placing a dairy thermometer on the floor and hung another as close to the ceiling as possible. He found that the floor temperature was 69 degrees and the temperature at the ceiling was 71 degrees—a variation of only two degrees.

Mr. Personius' experience with Webster Baseboard Heating is typical of hundreds of homeowners. Heating people like Mr. Personius are recommending genuine, perfected Webster Baseboard Heating to their customers because of successful heating results obtained in their own homes. Webster Baseboard Heating is clean heat, convected heat, *and* radiant heat.

Right now in many cities, leading heating contractors are building their 1949 business plans around Webster Baseboard Heating. Get all the details from the Webster Representative in your locality.

Address Dept. AR-1

WARREN WEBSTER & CO.

Camden, N. J. : : Representatives in Principal U. S. Cities
In Canada, Darling Brothers, Limited, Montreal

Webster

BASEBOARD

HEATING

Foundation for Safety
AW SUPER-DIAMOND
FLOOR
PLATE



AW SUPER-DIAMOND FLOOR PLATE
 A BETTER FOOTING FOR PRODUCT AND PLANT

So easy to plan and build with—so safe and inexpensive. Exclusive engineered design, with Super-Diamonds at 45° angles, gives grip-without-a-slip safety and makes plates easy to match without waste. Use it for safe, strong, clean loading platforms, fire escapes, walkways, trench covers, running boards, machine tool bases and other product and plant applications.

FREE
 16 Page Catalog L-33 It's packed with useful information. Write now.



AW SUPER-DIAMOND
FLOOR PLATES THAT GRIP

A Product of **ALAN WOOD STEEL COMPANY**

Other Products: Permaclad, Stainless Clad Steel • AW Super Grip, Abrasive Floor Plate • Billets • Plates • Sheets (alloy and special grades)



NEWS FROM CANADA

(Continued from page 134)



Robert Simpson Co., Ltd.

Revision of Ontario liquor control legislation to permit cocktail lounges in the cities has produced a rash of swanky new bars such as the Embassy Lounge, Toronto, shown above — one of the best of them. John B. Parkin Associates, Architects; interiors by Robert Simpson Co., Ltd.

Little Change in Building Time

The average time required to erect dwelling units completed in September was 5.4 months, according to the latest housing bulletin issued by the Dominion Bureau of Statistics. The bulletin states there has been little change in completion time in larger urban centers. The low national average is made possible by house building activity in small towns and rural areas. In these localities completion time is about four months.

The number of dwelling units completed in Canada during the first nine months of 1948 was 50,238. On a population basis this represents proportionately the same volume of residential construction as recorded in the United States. Starts in September exceeded completions, as they have in every month since April, and the number of houses under construction by the end of the month totaled 63,656.

Shortage or Maldistribution?

Delegates to the recent conference of the Canadian Federation of Property Owners recorded their belief that there is no longer a housing shortage but only a maldistribution of existing housing. They passed a resolution stating that "a return to normal conditions within a reasonable time is only possible if residential rental controls are removed and private enterprise encouraged to build housing accommodation for rent."

The resolution went on to say that the operation of the law of supply and demand and the natural movement of tenants was likely to provide a more even distribution of existing housing.

New **H&H** No. 9260

BACK-WIRED (or side wired) **DUPLEX**

**T-SLOTS • DOUBLE SIDE CONTACTS
PLASTER EARS**

This advanced design provides for either *back* wiring or *side* wiring with equal facility. Back-wiring feature makes easier, more secure installation. Built-in stripping guide assures correct stripping; eliminates exposed wire. Individual terminal clamps hold wires with a no-slip grip. Other structural features are:

Large recessed binding screws,
ample for No. 10 wire;

Strong plastic base;

Double T-slots;

Double side contacts;

Washer type plaster ears.

Listed as standard by Underwriters Laboratories, Inc. and meets all high-grade specifications. Specify No. 9260 for brown plastic base; No. 9260-I for white Ivorylite.

10 AMPS. — 250 VOLTS 15 AMPS. — 125 VOLTS



CONVENIENCE OUTLET

- Large Recessed Binding Screws
- Ample for No. 10 Wire
- Strong Plastic Base
- Double T-Slots
- Double Side Contacts
- Washer Type Plaster Ears

Mail this Coupon

To Arrow - Hart & Hegeman Electric Company, Hartford 6, Conn.

Send us your catalog data-sheet on the new 9260 Back-Wired Duplex Convenience Outlet.

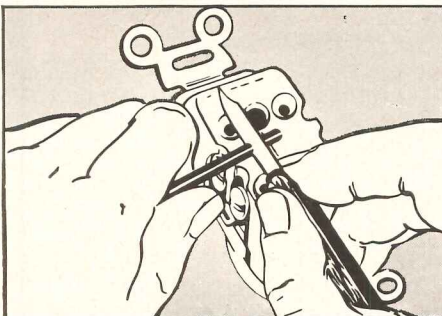
(Name) _____

(Firm) _____

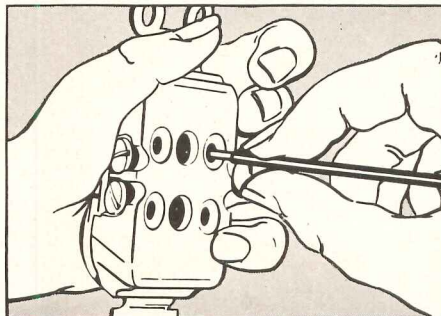
(Address) _____

(City & State) _____

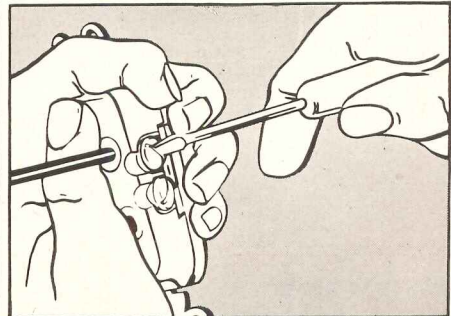
THE ARROW-HART & HEGEMAN ELECTRIC COMPANY, HARTFORD 6, CONN., U.S.A.



1. Strip off insulation to exact length, quickly and easily, using built-in stripping guide.




2. Loosen terminal screw — Wire stripped to correct length is inserted from back.



3. Tighten terminal screw — Individual clamps grip securely with no exposed wire.

Michaels

STORE FRONTS



Michaels store fronts, push bars, kick plates and thresholds of extruded bronze, aluminum, stainless steel and other metals meet virtually every requirement. Many stock designs are available. However, Michaels is set up to faithfully reproduce in metal the most intricate creations of discriminating architects. Michaels store fronts are unusually attractive and inviting. Specially designed metal letters of harmonizing or contrasting colors add to the effectiveness of these modern store fronts. Architects and builders are invited to consult us on all their requirements for ferrous and nonferrous building products. A partial list of Michaels products is shown below. If this list does not include the product you need, write us. Chances are we have it or can make it. Complete information on any or all products will be sent on request.

MICHAELS PRODUCTS

Bank Screens and Partitions
Welded Bronze Doors
Elevator Doors
Store Fronts
Lettering
Check Desks (standing and wall)
Lamp Standards
Marquises
Tablets and Signs
Name Plates

Astragals (adjustable)
Stair Railings (cast and wrought)
Wrought and Cast Radiator Grilles
Grilles and Wickets
Kick and Push Plates
Push Bars
Cast Thresholds
Extruded Thresholds
MI-CO Parking Meters
Museum Trophy Cases

The MICHAELS ART BRONZE Co., Inc., 234 Scott St., Covington, Ky.

Member of the National Association of Ornamental Nonferrous Metals Manufacturers



THE RECORD REPORTS

(Continued from page 20)

BUILDING NOTES

Wright to Design Theater

Frank Lloyd Wright will be the architect for an experimental theater in the Greater Hartford, Conn., area, to be built and operated by a corporation headed by Paton Price and Morgan O'Brien James. According to present plans, the theater will seat about 700, and will provide for future expansion at small additional cost to 1000 or more seats. It will have a convertible stage with integral lighting, and "will demonstrate the theater as an automatic labor saving machine sealed from noise and making no noise."

One of the features of the plan is a solid plastic curtain moving on a single circular rail, which when opened will serve as a cycloramic backdrop. There will also be revolving stages, and a perforated orchestra screen through which the orchestra can see the stage action but cannot be seen by the audience.

Additional features include two main entrances, one on each side of the building, to eliminate lobby crowds and congestion; a cloister-like walk around the entire back of the auditorium to allow late-comers to take their seats with a minimum of interference with other patrons; and a promenade at balcony height, extending completely around the building, where patrons may gather for a smoke at intermission time.

Auditorium

Final plans and specifications for a new City-County Auditorium have been approved by the Memorial Auditorium Commission of Spartanburg, S. C. Designed for memorial and public services and facilities, the new building will include provisions for AM and FM broadcasting, and for the sending and reception of television. The site, attractively landscaped, will have ample parking space. Architects-Engineers are Lockwood Greene Engineers, Inc., Spartanburg office, associated with Walter M. Cook and Associates of Dallas, Texas, on the auditorium planning.

\$10,000,000 Apartments


Mid-Manhattan's East side is to have another new apartment development: a \$10 million rental project which will provide medium-priced apartments for more than 500 families.

Designed by H. I. Feldman, Architect, the project is being built by the Tishman Realty & Construction Co., Inc.


The development will occupy the entire block-front on York Avenue between 62nd and 63rd Streets. Over a third of

(Continued on page 140)


Presenting a new line of Fedders Type F Convactor-Radiators




Showing location of heating element.




Note convenient piping, adjustment for pitch, and air vent.



Cutaway view showing arrangement of fins, tubes and headers.



FEDDERS-QUIGAN CORPORATION • BUFFALO 7, N. Y.



New York City Housing Authority's Todt Hill Houses. H. I. Feldman, Architect



The INNER SANCTUM ... Without Mystery

THE picture above shows a partial view of our inner sanctum. Of unusual design, it's a showpiece of the art of wood fabricating.

There's no mystery about the excellence of the work that went into our inner sanctum. In fact, Bergen's capabilities in wood fabricating are no mystery to many of America's finest firms and best known architects.

What it requires to translate the latest design — plus — merchandising plan into tangible, enduring form is supplied by Bergen in satisfying measure at all times.

There's no mystery about our "aged in the wood" craftsmanship and experience . . . but it's awfully comforting to have them working for you!

Write for our Portfolio of "Jobs Well Done." It's worth seeing.

Bergen—sure the success of your modernization program with



Architectural woodwork that makes the designer's plan an enduring reality

1552-56 BERGEN STREET, BROOKLYN, N. Y. • Phone: PResident 2-3121

the 90,000 sq. ft. of the site will be given over to gardens. The three 12-story buildings will be so placed on the site that almost all of the apartments will have a view of the East River.

All main entrances to the three buildings will face the "park" portion of the site, and will be reached by pedestrians through walks entering from 63rd Street. A semi-circular motor driveway will provide automobile access via 63rd Street to each of the three building entrances.

Apartments will range in size from 2½ to 4 rooms.

New York Public Housing

Plans have been filed for two more public housing projects in the New York City Housing Authority's huge building project: Dyckman Houses, in uptown Manhattan, and Parkside Houses in the Bronx. Architects are William F. R. Ballard, of the firm of Harrison, Ballard and Allen, for Dyckman Houses, and Walker and Poor for Parkside.

Further advanced is a 502-apartment project on Staten Island, Todt Hill Houses. Now under construction, this project was designed by H. I. Feldman, Architect; it will have seven 6-story buildings covering 14.7 per cent of the 12.3-acre site.

SLUM AREAS STUDIED

Currently underway is an intensive investigation of methods to eliminate blighted areas in American cities and to minimize slum growth in the future. Titled the Urban Redevelopment Study, this 30-month project is designed "to contribute toward comprehensive redevelopment of urban areas and to meet the needs of their citizens in the second half of the 20th century."

The study will include both investigation of programs aimed specifically at eradicating physical decay in cities, and "ways to assure a favorable environment for a vigorous and healthful civic, economic, and social life for all urban dwellers — now and in the future."

A grant of private funds has been made for this purpose because of the rate at which blight has infected what were once many of the prosperous urban areas in America. In addition, other communities, some of fairly recent development, are beginning to show signs of disintegration, not only producing bad housing, but also, undermining values in business and industrial locales.

The director of the study is Mr. Coleman Woodbury. The organizing committee for the study includes Mr. Herbert Emmerich, chairman, director of the Public Administration Clearing House; Mr. Charles B. Bennett, director of planning in Los Angeles; Mr. Ernest J. Bohn, chairman of the City Planning Commission of Cleveland; Mr. Walter Blucher, executive director of the Ameri-



(Continued on page 142)

Sanymetal*
Trade Mark Reg. U. S. Pat. Off.


The Ascendancy of Good Taste Coupled
with Convenience in Toilet Room
Environments Makes the Bare Func-
tional Type of Toilet Room Obsolete.

Sanymetal "PORCENA"
ACADEMY Type Toilet Compart-
ments are suitable for
conservative but modern
toilet room environments.


Sanymetal "PORCENA" CENTURY
Ceiling Hung Toilet Compart-
ments offer the utmost in sanitation
provide modern, distinctive toilet
room environments for schools,
institutions, terminals and other
public buildings.



Sanymetal "PORCENA" NORMANDIE Type Toilet Compart-
ments endow a toilet room environment with dignity and
good taste.



Sanymetal "PORCENA" ACADEMY Type Shower Stalls and
Dressing Room Compartments provide the utmost in sanitation
for tourist camps, gymnasiums, clubs, Y. M. C. A.'s, etc.



● Simplicity, cleanliness and good taste will not be denied expression in building interiors of the future. Toilet compartments usually dominate a toilet room, influencing the toilet room environment.

Sanymetal "PORCENA" Toilet Compartments are fabricated of ageless and fadeless material, porcelain on steel, which is a glass-hard, stainless material that always looks new, does not absorb odors, is moisture- and rust-proof, and resists the corroding of ordinary acids. The glistening "PORCENA" finish, which can be wiped clean as easily as a porcelain table top, requires no painting or refinishing.

Sanymetal "PORCENA" Toilet Compartments combine the results of over 35 years of specialized skill and experience in making over 96,000 toilet room installations. Ask the Sanymetal Representative in your vicinity (see "Partitions" in your phone book for local representative) for further information about planning suitable toilet room environments. Refer to Sanymetal Catalog No. 19-B6 in Sweet's Architectural File for 1948.

THE SANYMETAL PRODUCTS CO., INC.
1689 URBANA ROAD • CLEVELAND 12, OHIO

Sanymetal*
*Trade Mark Reg. U. S. Pat. Off.

"PORCENA"

(Porcelain on Steel)

**TOILET COMPARTMENTS, SHOWER
STALLS AND DRESSING ROOMS**

can Society of Planning Officials. Headquarters are at 1313 E. 60th St., Chicago.

AT THE COLLEGES
Breuer's Work Shown

A photographic exhibition of the work of Marcel Breuer, internationally-known architect and designer, was the inaugural showing in the new art gallery at the Chicago Undergraduate Division of the University of Illinois in the east lounge

of the University's Navy Pier quarters. The display, organized and circulated by the Museum of Modern Art, New York, is the first one-man show of Mr. Breuer's work in this country. It was on view at Harvard University for a month before being taken to Chicago, where it was shown from October 25 to November 15. It includes 40 panels of photographs and explanatory material showing houses, buildings and furniture designed by Mr. Breuer.

U.P. Campus Plans Announced

Plans for the physical development of the University of Pennsylvania which call for widespread changes in its campus have been announced by Harold E. Stassen, President of the University. Drawn by a University-appointed committee of prominent architects, the plans visualize the addition of 35 acres to the present 113-acre campus, eventual construction of a number of new buildings, more open space surrounding existing buildings, elimination of several traffic arteries, and other features.

Members of the committee of architects, all of whom are graduates of the University's Department of Architecture, are: James R. Edmunds, Jr., Baltimore; James K. Smith, of the firm of McKim, Mead and White, New York; John Harbeson and Roy F. Larson, of the firm of Harbeson, Hough, Livingston and Larson, Philadelphia; Grant M. Simon, Philadelphia; and Sydney E. Martin, Philadelphia. Mr. Martin is chairman of the committee.

Among the new buildings projected are one for the Physics Department, a library, an administration building, Law School dormitories, and new outpatient and inpatient buildings for the University Hospital. The architects are keeping in close touch with the City Planning Commission, and all of their proposals for the elimination of various streets now crossing the campus have met with the Commission's approval. The new buildings will not necessarily follow the style of the old ones. A number of them, in fact, "may depart quite radically from traditional forms," the architects' report states, "while others may, to some degree, reflect the past. But we believe that if we adhere generally to red brick and limestone for exterior materials, a color harmony will exist throughout the campus that will make for sufficient continuity."

New Buildings for Illinois Tech

Ground has been broken for a new building to house the Institute of Gas Technology on the Illinois Institute of Technology campus. Designed by Ludwig Mies van der Rohe, head of Illinois Tech's Department of Architecture, the building will be two-story with full basement, 180 by 75 ft., and will house the Gas Technology Institute's precision laboratories, some research laboratories, library, information service, classrooms, administration and business offices. Friedman, Alschuler & Sincere are consulting architects.

Construction is expected to begin shortly on another new building at Illinois Tech — a \$675,000 heating plant which eventually will serve the entire 100-acre south side campus. Exterior of the plant will be buff face brick to con-

(Continued on page 144)

Sedgwick Multi-Stop
Electric Traction
DUMB WAITERS

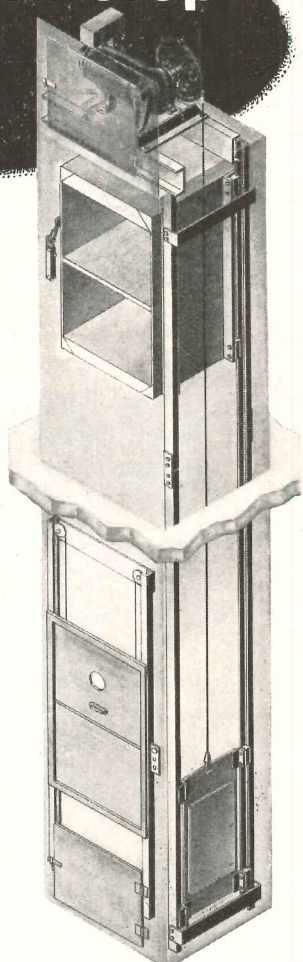
WHERE THERE ARE THREE OR MORE LANDINGS TO BE SERVED . . . specify Sedgwick Electric Traction Dumb Waiters—confident that your clients will be fully satisfied. Proven performance is attested by thousands of installations, operating successfully from coast-to-coast, contributing convenience, efficiency and economy in hospitals, hotels, restaurants, clubs, libraries, schools, stores and other commercial, institutional and industrial buildings. Available to you—from specification to installation—is Sedgwick's 55-year-old experience in planning, engineering, manufacturing and installing of vertical transportation equipment.

Throughout, Sedgwick combines sound, progressive electrical and mechanical engineering to produce a Multi-Stop Dumb Waiter meeting the highest standards of dependable operation, low-cost maintenance and finished appearance.

Machine consists of elevator-type high torque, low starting current motor, with worm gear reduction built as one unit and an adjustable electro-magnetic brake. Gearing operates in a sealed case filled with special lubricant. Control is fully automatic with momentary pressure push buttons at each landing opening, permitting car to be called and dispatched as desired. Each push button station is provided with "open door" and "in use" signal lights to expedite efficient use of equipment. Sedgwick Type "SL" Combination Door Locks and Switches are provided for hoistway doors to prevent opening of any door except that door at which the car is at rest, thus permitting operation of car only when all doors are closed. Other refinements in the control system include reverse phase relay, overload relay and non-interference relay.

In addition to Sedgwick Multi-Stop Electric Traction Dumb Waiters, Sedgwick also builds the Roto-Waiter, designed especially for two-stop service. Both are of all-steel construction. Specify, too, Sedgwick Steel Dumb Waiter Doors for complete satisfaction.

Whatever your vertical transportation problem may be, it is probable that we have case histories on parallel applications in our files. We'll be glad to supply you with such information, prices or any other data you may require.




	STANDARD DIMENSIONS					
Capacity in lbs.	200	200	300	300	500	500
Speed in F.P.M.	50	100	50	100	50	100
Car Width	24"	24"	30"	30"	36"	36"
Car Depth	24"	24"	30"	30"	36"	36"
Car Height Inside	36"	36"	36"	36"	48"	48"
Clear Inside Hoistway Width	33"	33"	39"	39"	45"	45"
Clear Inside Hoistway Depth	29"	29"	35"	35"	41"	41"


Sedgwick **MACHINE WORKS**
142 West 15th Street, New York 11, N. Y.
ELEVATORS · DUMB WAITERS · RESIDENCE ELEVATORS · STAIR-TRAVELORS
ROTO-WAITERS · SIDEWALK ELEVATORS · FREIGHT ELEVATORS · DUMB WAITER DOORS
BUILDERS OF VERTICAL TRANSPORTATION SINCE 1893

USE MONA-LITE* FOR

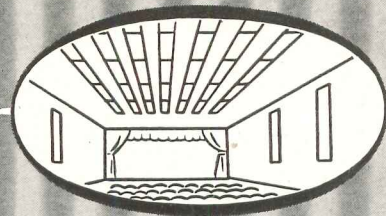
Conference Rooms



Waiting Rooms



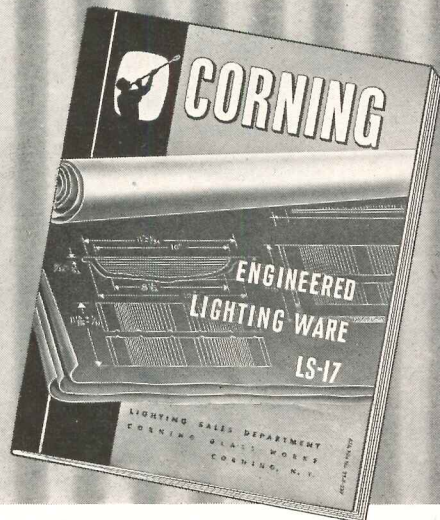
Auditoriums



When you plan the lighting of conference rooms, waiting rooms, auditoriums, etc., where fixtures may be in the field of vision for extended periods, lighting panels should be *low in brightness* to prevent eye fatigue.

MONALITE* Corning's newest opal, with its special quality of low transmission, meets this requirement. When suspended, open top fixtures equipped with MONA-LITE provide adequate ceiling illumination due to the high reflection factor of this glass. Box type fixtures with MONA-LITE panels have achieved brightness levels as low as .5 candles per square inch!

Providing color tones approximating those of incandescent, MONA-LITE actually imparts a soft, warm tone to fluorescent light. It is also recommended for installations which combine fluorescent and incandescent light sources. For complete data on MONA-LITE, ALBA-LITE, and other Corning Lightingware, **send for bulletin LS-17.**



CORNING GLASS WORKS, DEPT. AR-1, CORNING, N. Y.

Please send me your Data Book LS-17, "Corning Engineered Lightingware," describing MONA-LITE, ALBA-LITE and other Corning products.

NAME _____ TITLE _____

COMPANY _____

ADDRESS _____

CITY _____ ZONE _____ STATE _____

form to the other new campus buildings, with the north wall of tile or block construction to permit easy extension. The new heating system will feature a double loop tunnel, with the inner loop supplying educational and research buildings and the outer loop furnishing heat for the campus housing units. Heat may be fed in either direction on either loop, thereby obviating a shutdown in the event of a break at any point in the system.

New Wing for Barnard Hall

Construction of a two-story addition to Barnard Hall, which houses student activities, the library and the gymnasium of Barnard College, is now under way. The new wing will provide lounge and study facilities now inadequate for day students. It will be of steel and concrete, with exterior walls of brick, and will be built on the North Terrace, formerly used for various outdoor functions.



3 GYMS IN ONE

From Coast to Coast the HORN FOLDING BLEACHERS AND HORN FOLDING PARTITIONS are making one Gym do the job of three. With emphasis on careful planning Horn offers a "tested" solution to gym problems.

HORN FOLDING BLEACHERS-HORN FOLDING PARTITIONS

HORN, with years of experience and skill, offers to every school planner the services of the Horn Engineering Department. Horn installations are guaranteed.

FREE:



Write for the HORN BOOK. *Modern* SCHOOL PLANNING
A complete book with photographs, plans and specifications.

HORN BROTHERS CO.

A DIVISION OF HORN INDUSTRIES

FORT DODGE, IOWA



ESTABLISHED 1909

The wing was designed by Frederic Rhineland King, a trustee of Barnard College and member of the architectural firm of Wyeth and King, of New York. Its main feature will be a 32- by 36-ft. lounge with windows on three sides and a large fireplace. An alcove off the lounge will house a snack bar. The second floor will provide four offices for student activities, including the student publications and student government. A sliding partition between two of the offices will be removable to provide a large room for student meetings.

Appointments

Cecil C. Briggs, Architect, of Peoria, Ill., has been appointed visiting professor in architecture at the University of Illinois. He will serve on a half-time basis, and will be in charge of the program of graduate students with majors in architectural design.

Lionel T. Chadwick, Architect, has been appointed Assistant Professor of Architecture at the University of Florida.

Michael Czaja, Architect, has been appointed Lecturer at the School of Architecture, the University of California at Berkeley. He previously was Associate Professor of Architecture at the State College of Washington, and Director of Architecture at Bennington College.

Eric Mendelsohn, architect of the San Francisco Maimonides Health Center for the Chronic Sick and new Community Centers in St. Louis, Cleveland, Baltimore and Washington, D. C., has been appointed Lecturer at the University of California School of Architecture. He is teaching the Senior Design Class.

The College of Architecture and Design, University of Michigan, has announced the appointment of Jerrold Loebel, Norman J. Schlossman and Richard M. Bennett of the firm of Loebel, Schlossman and Bennett, Architects, of Chicago, and K. Lonberg-Holm, Director of Research, F. W. Dodge Corporation, as visiting critics in Senior Design for the current semester.

Prof. George R. Thomas, head of the University of New Hampshire's Department of the Arts, has been appointed director of the University's summer session.


New Courses

During the Spring Semester, Evening Courses in Architecture at Columbia University are offering courses in basic and advanced Estimating. The courses are designed for estimators in the building construction field, and include material determination, quantitative surveys by materials and trades, cost records, pricing of work, subcontracts and comparative economics of various materials and structural systems. Registration may be

(Continued on page 146)

The First and Original
**PRESSURE EQUALIZING
 TYPE OF SHOWER MIXER
 WAS INTRODUCED BY POWERS**

STYLE
 A
 MIXER

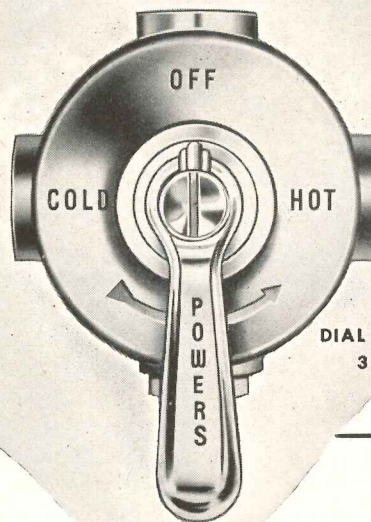


Back in 1923



Now!

THE SAFEST MODERN MIXER



Bathers can really relax and enjoy the best shower they ever had with—

THE POWERS TYPE H *Thermostatic Mixer*

gives two-way protection against scalding or jumpy shower temperatures caused by—

1 PRESSURE or 2 TEMPERATURE

fluctuations in water supply lines

Quicker Acting Response to any change in temperature setting, pressure or temperature variations make POWERS mixers outstanding for safety. For showers at their best, be doubly safe, use POWERS Type H Thermostatic Mixers—in new installations or when modernizing obsolete showers.

Phone or write for Circular H48. Chicago 14, Ill., 2720 Greenview Ave. • New York 17, N. Y., 231 East 46th Street • Los Angeles 5, Cal., 1808 West Eighth Street
 Toronto, Ont., 195 Spadina Avenue. (48HB2)




ONLY ONE MOVING PART

SIMPLICITY and durable construction insure many years of efficient care-free operation. Mixer body is made of bronze and parts subject to wear have a hard chromium finish.

CONTROL WITHIN 1/2° F.

reported by users. Is widely used in Hospital hydrotherapy, X-Ray and Color Film Developing.

Safer Showers



THE POWERS REGULATOR CO.
 OFFICES IN 50 CITIES • SEE YOUR PHONE BOOK
Over 55 Years of Water Temperature Control

made in person Wednesday, January 26 to Saturday, January 29, inclusive.

The Extension Division of the University of Wisconsin has revised two of its courses in concrete construction to base them on the 1947 Building Code of the American Concrete Institute. The revisions take account of changes in the allowable stresses of steel and concrete, and of changes in the methods of designing: slabs supported on four sides, flat slabs and footings. The courses con-

cerned are Principles of Reinforced Concrete and Reinforced Concrete Fundamentals.

OFFICE NOTES
Offices Opened, Reopened

The H. K. Ferguson Co., Industrial Engineers and Builders of Cleveland, has established a new sales office in Chicago to supply an increasing demand for industrial engineering and building services in the Chicago area. The new office,

located at 120 S. LaSalle St., Chicago, is managed by L. Douglas Lacy, formerly in the Company's main office.

Robert Gustav Gustafson, A.I.A., has opened an office for the general practice of architecture at 15½ E. Front St., Monroe, Mich.

New Addresses

The following new addresses have been announced:

Leon Hyzen, Architect and Industrial Designer, 1129 N. Dearborn St., Chicago 10, Ill.

Ernest Tamplin, Architect, City Plan and Zoning Consultant, 22229 John R., Hazel Park, Mich.

New Firms, Firm Changes

The corporate name of Barr and Lane, Inc., Builders, of New York and Boston, has been changed to Barr and Barr, Inc.

Harrison, Ballard & Allen, Housing Consultants and Planners, have announced the appointment of Samuel A. Scoville, A.I.A., to an executive position in the firm. Mr. Scoville recently has been a land development specialist for Previews, Inc.

William H. Hidell, Jr., and Howard G. Decker, Jr., have formed a partnership for the practice of architecture under the firm name of Hidell & Decker, Architects, with offices at 2715 Oak Lawn, Dallas 4, Texas.

John Stephen Holloway, William Moore Weber and Ralph Bernard Reeves, Jr., all Registered Architects, have announced the formation of the firm of Holloway, Weber and Reeves, Architects, with offices at 1916½ Hillsboro St., Raleigh, N. C.

Arthur A. Shurcliff and Sidney N. Shurcliff, Landscape Architects and Town Planners, of 14 Beacon St., Boston, Mass., have announced the affiliation of Vincent N. Merrill, M.L.A., as an associate of the firm.

Announcement has been made of the opening of the office of Lee Potter Smith, Architect — Richard M. Beach, Associate Architect, Hinners Bldg., Metropolis, Ill.

Lawrence Grant White and James Kellum Smith have announced that Alexander S. Corrigan has rejoined their organization and has become an associate of the firm of McKim, Mead & White, 101 Park Ave., New York 17.


OLD COPIES OF THE RECORD AVAILABLE

Lewis P. Andrews, A.I.A., of Andrews & Hutchens, Architects-Engineers, 828 Porter Bldg., Broadway at 34th St., Kansas City 2, Mo., would appreciate "a fair and equitable offer" for any or all of the following issues of the ARCHITECTURAL RECORD: Vol. I, Nos. 1, 2, 3 and 4; Vol. II, entire; and practically all subsequent issues from 1891 to 1928.



Contrasting with today's kitchens by Van is this crowded hotel kitchen of Mid-Victorian days

Bettman Archive



Picturing clean brilliance and economy in the use of stainless metal and kitchen engineering which Van has pioneered

Van's century star-studded

★ As Van starts its second century of service to hotels, its experience has earned for it respect and authority in its field . . . kitchen engineering and equipment . . . among architects, operators, food service staffs of leading hotels.

★ When planning new projects, revisions or extensions to existing food service, owners and architects have found that it pays handsome dividends to call in Van.

The John Van Range Co.

EQUIPMENT FOR THE PREPARATION AND SERVING OF FOOD

DIVISION OF THE EDWARDS MANUFACTURING CO.

Branches in Principal Cities

429 CULVERT STREET

CINCINNATI 2, OHIO


6 ways to give clients more value

WITH GOLD BOND FIBRE INSULATION SHEATHING



The big, sturdy panels of Gold Bond Insulation Sheathing...made from specially selected Southern pine...provide greater structural strength than the old style, narrow-width sheathing applied horizontally.

GREATER STRUCTURAL STRENGTH



Gold Bond Insulation Sheathing keeps summer heat *out*, furnace heat *in!* (Meets federal specifications LLL—F—321 b) And because there are fewer joints and no knot holes, walls are more wind-tight.

BETTER INSULATING QUALITIES



The big, lightweight panels are easily handled, each panel spanning the space between seven studs. They go up so fast that two men can sheathe an average small home in half a day.

SPEEDS APPLICATION



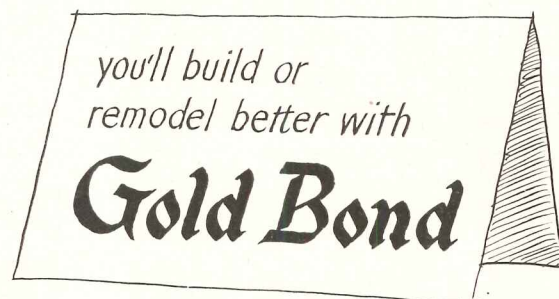
The tough fibres are rendered moisture-resistant by National's Multi-Seal process. Asphalt coated surfaces and edges provide immediate weather protection so that interior work can proceed.

EXTRA MOISTURE PROTECTION



There is practically no waste when framework is enclosed with Gold Bond Insulation Sheathing...no laploss, no random lengths. You get lower "in-place" costs with this improved sheathing.

LOWER COSTS



Made by NATIONAL GYPSUM COMPANY

Over 150 Better Gold Bond Building Products including gypsum lath, plaster, lime, wallboards, gypsum sheathing, rock wool insulation, metal lath products and partition systems, wall paint and acoustical materials.

(Continued from page 125)

position. If the tool is dropped, the safety arm instantly pulls the firing pin out of reach of the cartridge. The stud is discharged only when the barrel is held solidly against the material and pushed in.

The cartridge is fastened to the stud by a piston-like arrangement that holds the stud firmly until it penetrates the material. This, plus the fact that there is very little clearance between the

barrel opening and the stud, is said to make it virtually impossible for the stud to ricochet. The tool is designed to be operated with one hand—recoil is negligible.


Besides being used for fastening wood strips to concrete, the tool has many other applications such as installing electrical switch boxes, conduit and heating pipe hangers, and steel frames for glass block windows in concrete

block exterior walls, all with great time-saving. Mine Safety Appliances Co., Pittsburgh, Pa.

ELECTRONIC EXHAUST SYSTEM

A new electronically controlled exhaust system for preventing the chimney-like spread of smoke and fire gases through a smoke-filled building was recently installed in a Hartford, Conn. department store.

The installation is reported to be the first to combine electronic smoke detection with an exhaust system for fire protection purposes. The technique uses a Walter Kidde Co. smoke detector and Westinghouse exhaust apparatus, and was developed from an exhaust, water spray system devised jointly in 1947 by engineers of the Westinghouse Electric Corporation, Otis Elevator Co., and Grinnell Co., Inc.



WITH FERALUN SAFETY TREADS

Workmen at the Curtiss Wright Plant, Propeller Division, Caldwell, N. J., go up and down these stairs . . . safe at every step.

Their shoe soles come to grips with non-slip Feralun Safety Stair Treads, cast iron, with wear-resistant abrasive embedded right in the walking surface.

Heavy traffic day in, day out — but Feralun Safety Treads, built to take hard use, stay non-slip . . . last and last.

And that means low maintenance . . . and high safety.


4 TYPES:

- Cast iron base FERALUN
- Bronze base BRONZALUN
- Aluminum base ALUMALUN
- Nickel bronze base NICALUN

3 SURFACE STYLES:

- hatched . . . plain . . . fluted

Use coupon below to get our free, illustrated catalog. Also consult Sweet's File, Architectural, 13 a-8.



Electronic exhaust system automatically pulls out smoke, gases in case of fire

Sage-Allen and Co. had the smoke control system installed in conjunction with six Westinghouse electric stairways to afford protection in the case of fire against hot air, toxic gases and the possibility of panic.

To provide a controlled path for smoke removal, the system utilizes collection ducts surrounding the stairwell on each floor. These ducts lead to an exhaust fan on the roof which can draw out 32,000 cu. ft. of air per minute. Nearby on the roof is a louvered pent-house through which fresh air is drawn into the building.

Each floor has an independent detection unit. Through six small inlets on each floor, called accumulators, continuous samples of air are drawn by a

(Continued on page 150)

AMERICAN ABRASIVE METALS CO. (AR 1-49)
 460 Coit Street Irvington, N. J.

Please send me your catalog on non-slip stair treads, floor plates, thresholds, elevator sills, and safety tile.

Please have one of your safety engineers contact me.

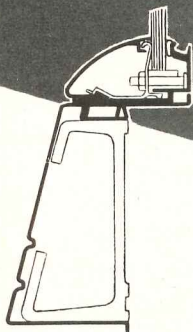

Name..... Title.....

Company.....

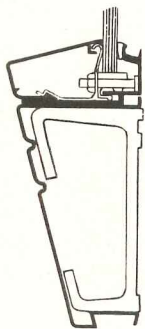
Street.....

City..... State.....

Pittco
De Luxe
Sill-Sash
Combination



modern . . . versatile . . . easy to install



THE new Pittco De Luxe sill-sash combination gives the appearance of a single moulding combining the functions of sill and sash. Actually sill and sash are separate members designed to be used together in certain modern store fronts which require such a stylized assembly.

"Pittsburgh" research . . . aimed to help solve architectural and building problems encountered in the field . . . indicated the advisability of this type of construction. Sill and sash, being separate members, are installed separately. Thus the hazards of glass breakage are reduced to a minimum. Experience in the field also dictated the design which recesses the Carrara Structural

Glass bulkhead, providing toe room and protection.

The sill of this new versatile combination is invertible. (See cross-sections.) It is shown above with Sash 12-A, but it may be combined effectively with any of the sashes in the Pittco De Luxe line. Setting procedures for all Pittco De Luxe members are so simple that a substantial saving in setting time is usually effected.

Pittco De Luxe Store Front Metal is formed by the extruded process, assuring both architect and owner of clear, sharp profiles and a finish rich in tone and gloss. It will satisfy the most rigid requirements for quality store front metal.

PITTCO STORE FRONT METAL



PAINTS · GLASS · CHEMICALS · BRUSHES · PLASTICS

PITTSBURGH PLATE GLASS COMPANY

(Continued from page 148)

small fan to the basement. There a composite sample for each floor is formed continuously 24-hours a day and passed under the surveillance of an electric eye.

When even a slight amount of smoke is present, the electric eye activates the exhaust system, causes the electric stairways to stop and an alarm to ring in the boiler room. Then the collection duct damper opens on the floor where smoke is detected, all other floor dampers

close and the fresh air intake opens.

Smoke is pulled into the collection ducts at a velocity of 14 mph. This movement creates a partial vacuum in the stairwell. As a result, fresh replacement air helps to push smoke into the collection ducts; the downdraft is said to prevent smoke from passing floor to floor.

Stopping the electric stairways converts them into conventional stairways


so that both up and down units can be used for escape purposes.

Ethan Allen Dennison of New York was architect for the installation; Dwight D. Kimball, also of New York was the consulting engineer; The Southern New England Construction Co., Hartford, Conn. was the general contractor. Sage-Allen and Co., Main St., Hartford, Conn.

Beauty that doesn't talk back . . .



Amtico
RUBBER
TILE



. . . sound absorbing Amtico Rubber Floors add colorful glamour to WMGM's new Radio Studios

BEAUTY

With Amtico Rubber Floors you gain the beauty of rare marble, plus carpet-like silence underfoot.

RESILIENCE

In WMGM's New York studios, restless feet aren't an annoying problem, for the floors are quiet, sound absorbing Amtico Rubber. Here are decorative floors that add a distinguished, colorful style-note to the smart interiors and at the same time reduce surface noise.

WEAR

Then too, Amtico floors are a long term investment. Easy to keep clean,

they give years and years of wear-defying service.

EASY CARE

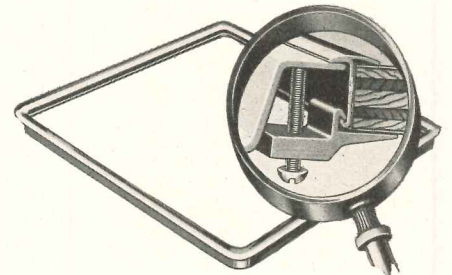
Whether you are designing a kitchen, a bank, or a theatre — look into the possibilities of adaptable Amtico Flooring, "America's Most Beautiful Rubber Flooring."

ADAPTABILITY

Eighteen style-wise colors make it easy for you to create custom floors that will be outstanding examples of your skill. A postcard today will bring you samples and descriptive literature.

AMERICAN TILE & RUBBER CO. TRENTON, NEW JERSEY

Makers of Quality Rubber Flooring for over 30 years.



Stainless steel molding provides seal between sinks and counter top materials

STAINLESS STEEL PREFORMED MOULDING

Perm-O-Seal is a new stainless steel, preformed moulding designed for installation with Briggs Beautyware flat rim, built-in fixtures for both kitchen and bath.

This precision moulding is designed to provide a perfect watertight seal between linoleum, wood, composition or other counter top material and the fixture. The moulding is available for all types of flat rim kitchen sinks and the new flat rim *Guest* lavatory made by Briggs.

The one-piece construction makes Perm-O-Seal easy to install. A complete line of sizes makes it unnecessary to cut, shape or form the moulding at the installation site. No mitering of counter top material nor special tools are required. The interlocking frame and fastening clamps are said to insure a complete watertight seal between the fixture and the top material. Briggs Mfg. Co., 3007 Miller Ave., Detroit, Mich.

EMERGENCY LIGHT

An emergency lighting unit has been developed that plugs into any standard outlet. Whenever the regular lighting current fails or is interrupted, this unit switches on to provide flood lighting over a large area.

It is designed to meet requirements for automatic emergency lighting in

(Continued on page 152)

Ever hear of a FLEXIBLE OFFICE BUILDING?

WASHINGTON'S new twelve story office building is an outstanding example. In keeping with modern design, the floor areas were laid out to meet each tenant's individual needs. The Walker System of Underfloor Distribution is installed in each floor. Steel ducts are laid along main passages and branch off to supply electrical outlets. The system is quickly installed and is completely adaptable to any floor plan.

WALKER UNDERFLOOR SYSTEMS ENGINEERED

FOR **Modern BUILDING DESIGN**

Construction of this new office building for Certain-Seed Products Co., Pa., called for a modern method of Underfloor Duct was specified by the ready adaptability to this modern method more flexibility of the electrical system design.

50 ELECTRICAL OUTLETS ON ONE FLOOR!

RCA Modern Studios for Sound and Television Equipped with WALKER UNDERFLOOR SYSTEM!

A network of concealed steel ducts provides raceways for all electrical circuits. Outlets for light, power, antennas, and telephones are quickly available from "Lock-out" inserts located on two-foot centers.

Architects will appreciate what this flexibility means in these days of modern functional design. Investigate the "Prearr" idea of Underfloor Distribution and you'll find that it can be used advantageously in any type of office building, school, factory, store or bank.

Write now for our Catalog No. 146 or consult Sweet's Architectural File for details.

WALKER BROTHERS
Conshohocken 16, Pa.

walker
of Conshohocken

Walkerduct is engineered ... TO FIT

UNDERFLOOR SYSTEMS

walker
of Conshohocken **UNDERFLOOR SYSTEMS**

A Specific Cure for Hardening of the Electrical Arteries

Retail Drug
By **Walkerduct**
use as needed

Two sides of Walkerduct-Underfloor in the heart of the modern Retail Building provide complete raceways for all electrical services. The system is now in use and over 1000 service outlets are available.

A Walker Underfloor System is the modern answer to every modern electrical service. Flexible-ducts and prearranged electrical services during the life of a building. Walker Underfloor Systems are available in any type of floor construction. Domestic and foreign supply outlets in quantities to suit your requirements.

WALKER BROTHERS
Conshohocken 43, Pa.

New Super Food Store Always Modern with WALKERDUCT

A THOUSAND ELECTRICAL OUTLETS AVAILABLE IMMEDIATELY FOR ANY CHANGE IN STORE LAYOUT

Baltimore Market, in planning their giant food store in Camden, New Jersey, realized the need for a flexible electrical system. The answer, "Walkerduct" ducts provide outlets for power and light for any point on the floor at any time in the future may be quickly and cheaply made without disturbing the terrace floor. WALKER "Prearr" method of under-floor distribution works just as well in office buildings, banks, factories, and schools.

WALKER BROTHERS
Conshohocken 21, Pa.

Serving FRUITFULLY

The WALKER UNDERFLOOR SYSTEM is a complete answer to the new building of the National Fruit Product Company. The Walker System's flexible ducts provide a multitude of outlets for power, light, telephone and intercommunication.

And here is another great industry now being served by the WALKER Underfloor System which provides a multitude of outlets for power, light, telephone and intercommunication.

Nearly a thousand electrical outlets are furnished by the Walker System - outlets which are available at practically any point of the entire floor area. Ready for the immediate needs of today... and ready for changes and new needs of tomorrow.

WALKER BROTHERS
Conshohocken 10, Pa.

Modern Engineers Know How to "Duct" Their Distribution Problems

Electrical men, all over the country, are finding Walkerduct not only a convenience, but a practical necessity in providing new buildings with flexible power and telephone services.

With a Walker Underfloor Installation hundreds of electrical outlets are on "instant call"

... ready to supply the immediate needs of today and the changing requirements of tomorrow.

Whether it's an office building, bank, store, school or factory, Walkerduct will answer each electrical need before it can become a problem.

WALKER BROTHERS
Conshohocken 36, Pa.

Write to us for our Catalogue No. 146 or consult Sweet's Architectural File for further details.

walker
of Conshohocken

UNDERFLOOR SYSTEMS
Rigid Steel Conduit and Electrical Wires & Cables

theaters, hospitals, department stores, etc.

There are two independent floodlight heads, 5 in. in diameter, chromium plated. Brass, friction-type, corrosion-proof swivel joints hold the adjustable heads in any horizontal or vertical position.

The unit, known as the *Big Beam Model 2-AD Special*, operates on one 9-volt, standard dry battery. The con-


tainer is of 20-gauge steel, designed with full-length piano hinge and two lever-type latches. It is finished in green hamerloid. Approximate weight is 18 lb. U-C Lite Mfg. Co., 1050 W. Hubbard St., Chicago 22, Ill.

LIGHTING SHOWROOM

Rooms of the remodeled Sylvania Lighting center in New York incorporate more than 20 ideas for utilizing light

in the home. They illustrate how both fluorescent and incandescent lighting can be used decoratively to illuminate a wide variety of seeing tasks.

To visualize how an old house can be modernized, and to illustrate the contrast between the old and new, a reproduction of the living room in a typical home built 25 to 30 years ago has been constructed.



Mirrored fireplace wall (above) appears as shown below with box light turned on



Beside this poorly lighted room, the same area, remodeled, redecorated and lighted according to modern standards, forms the living room and basis for the new Lighting Center. Lighting is also demonstrated in a solarium-bar, sewing corner, alcove for use as a "garden room," dressing room, and for illuminating a work bench and staircase.

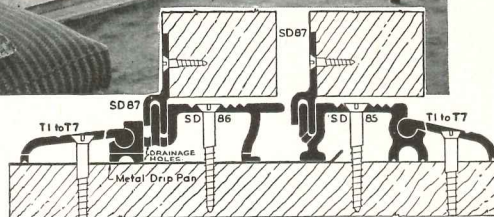

In the living room a 20 in. deep cove, containing two rows of fluorescent lamps, extends the entire length of the new combination living-dining room and across one side of the dining area to furnish general illumination. The intensity of lighting from this cove is sufficient for average seeing tasks such as reading or card playing.

A novel feature in the "remodeled" room is the fireplace wall which has been modernized with a full length mirror. The center section of the mirror becomes transparent when floodlights are turned on behind it, illuminating a floral arrangement placed in a shadow box.

Other features demonstrated include lighted china cabinets and hobby niches,

(Continued on page 154)

WEATHER STRIPS FOR SLIDING DOORS



SADDLE NO. 850-A FOR ONE OR TWO PAIRS OF SLIDING DOORS

EXTREME EXPOSURE

But Thoroughly Weatherproof

The above home, atop a high cliff, illustrates a wise use of Accurate Metal Weatherstrip for the sliding doors. For here, in the most inclement weather, rain or snow cannot beat its way in when the doors are closed. Nor can the smallest insects find their way through. The Accurate brass saddle for sliding doors has no substitute. It is another of the improvements pioneered and patented by the Accurate organization in the past 43 years to make windows and doors weatherproof.

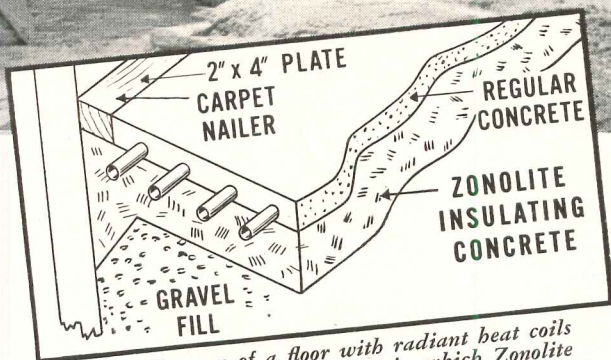

WRITE FOR SPECIAL FOLDER



ACCURATE METAL WEATHER STRIP CO., Inc.

215 East 26th STREET, NEW YORK 10, N. Y.

Now INSULATED GROUND LEVEL FLOORS CAN BE INSTALLED EASILY AND ECONOMICALLY with NEW INSULATING CONCRETE



This diagram of a floor with radiant heat coils shows one of the many ways in which Zonolite Vermiculite Concrete can be used efficiently.

Here's How ZONOLITE* Vermiculite Concrete Gives You EXTRA ADVANTAGES

SO EASY TO INSTALL

Zonolite Insulating Concrete is extremely light and is made by mixing portland cement with Zonolite Stabilized Concrete Aggregate—a material weighing only 8 pounds per cubic foot. Because it is so light and easy to handle, it can be efficiently and rapidly applied.

Architects and contractors are discovering a new type ground level floor that insulates against heat loss into the ground and is free from condensation the year around. This new floor is made of Zonolite Vermiculite Concrete, a revolutionary form of insulation.

Floors made with Zonolite Vermiculite are low in heat capacity, permitting better control of room temperature by minimizing heat lag—a real advantage when heating rooms. This advantage, combined with its insulating qualities, makes Zonolite Vermiculite Concrete the ideal base for radiant heat pipes installed in the floor.

Millions of square feet of Zonolite Concrete have been installed in large scale housing projects, industrial structures, college dormitories and many other type buildings. A fireproof Zonolite Concrete floor increases the building value and makes the property far more salable.



**ZONOLITE
COMPANY**

135 South La Salle Street
Chicago 3, Illinois

MAIL COUPON
FOR DETAILS

Zonolite Company
Dept. AR-19, 135 S. LaSalle St., Chicago 3, Ill.
Please send me FREE booklet that tells all the advantages of
Zonolite Insulating Concrete for floor construction.

Name.....

Address.....

City..... State.....

*Zonolite is a registered trademark of Zonolite Company

(Continued from page 152)

piano lighting, luminous ceiling in the solarium and an adjustable louvered ceiling in the powder room. Sylvania Electric Products, Inc., 500 Fifth Ave., New York, N. Y.

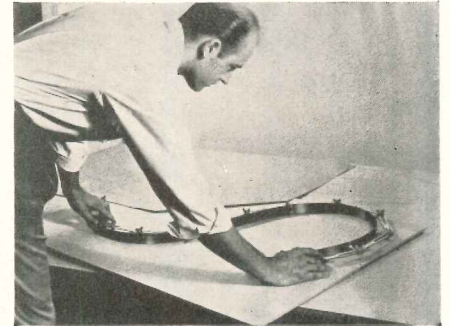
LAMINATED PLASTIC

Kalistron, a laminated plastic covering for walls, upholstery, furniture and store counter tops, has been developed to combine decorative features with resistance

to abrasion, marring, scuffing and immunity to stains. By embossing and fusing color into the underside of clear vinyl sheets, 3-dimensional effects are said to be achieved.

Kalistron is produced both with and without backing material—the former for installations which require adhesion to a base surface, as in walls and paneling and the latter for use where adhesion is not required, as in upholstery. In

manufacturing *Kalistron*, the underside of the vinyl sheeting is embossed in a desired pattern, coated with specially prepared plastic paints and backed with a suede-like material. United States Plywood Corp., Flexwood and Flexiglas Division, Weldwood Bldg., 55 W. 44th St., New York, N. Y.



Template can be set, locked in any shape

FLEXIBLE TEMPLATE

A flexible template has recently been designed, according to the manufacturer, to permit duplication of any desired contour, curve or radius. The template can be quickly set and locked in any desired shape. When unlocked, it springs back to its original position ready for re-use.

Made of spring steel and aluminum, the flexible template can be used in: pipe and conduit bending, linoleum inlaying, sheet steel shaping and many other similar applications. R. J. Turner Co., Inc., 2404 N. Mascher St., Philadelphia 33, Pa.


ALUMINUM VENETIAN BLINDS

Ra-tox Analum Venetian blinds feature a special non-glare finish called *Alumilite No. 90* which is said to reduce sun glare and eliminate disturbing reflections. The blinds are neutral in color to harmonize with any decorative scheme.

The *Alumilite* finish, an integral coating of aluminum oxide, is said to be one of the most durable finishes known, having a high resistance to atmospheric corrosion.

Slats for the *Ra-tox Analum* blinds are constructed of aluminum sheeting 2 in. wide by 0.010 in. thick with sufficient flexibility claimed to permit a transverse bend of 1¾ in. radius without deformation when released. Slat corners are slightly rounded. Cord slots are punched smooth and burr-free.

The Venetian blinds are manufactured
(Continued on page 156)



New B. F. Goodrich Laboratory is Kewaunee Equipped

Kewaunee Laboratory Furniture is designed and engineered to fit practically any industrial research program or laboratory requirement. That's one reason why B. F. Goodrich chose Kewaunee for its new Research Center at Brecksville, Ohio.

The new Kewaunee metal units are heavier and sturdier than ever, with new, huskier door and drawer

suspension. Metal surfaces are Bonderized. Working surfaces are Kewaunee's patented KemROCK—highly resistant to acids, alkalis, solvents, and physical shock.

Through and through, Kewaunee is custom quality—at ready-made prices. Write for full details. No obligation.

Kewaunee Mfg. Co.

C. G. Campbell, President

5046 S. Center St., Adrian, Michigan

Representatives in Principal Cities •

THRUSH

Adjustable Supply Tee

CAST
IRON



FOR BALANCED ONE-PIPE HOT WATER
HEATING SYSTEMS

Bronze Sizes

$\frac{3}{4}$ " x $\frac{3}{4}$ " x $\frac{1}{2}$ "


1" x 1" x $\frac{1}{2}$ "

$1\frac{1}{4}$ " x $1\frac{1}{4}$ " x $\frac{1}{2}$ "

$1\frac{1}{2}$ " x $1\frac{1}{2}$ " x $\frac{1}{2}$ "

**SOLDER
CONNECTIONS**

Patent Applied For



BRONZE

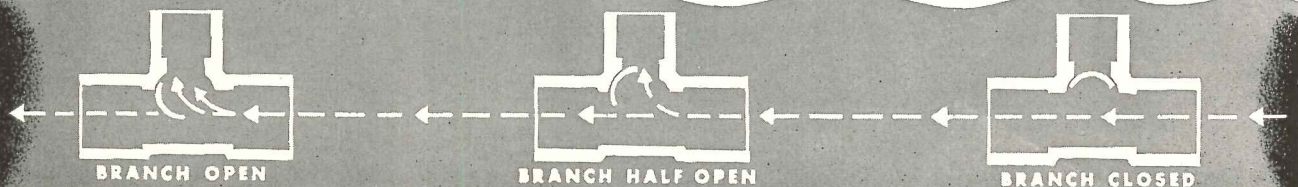
now available in BRONZE

NOW YOU can give your customers the finest one-pipe Thrush Adjustaflo Hot Water Heating with forced circulation and year 'round domestic water supply, using either iron or copper piping. The famous Thrush Adjustable Supply Tee permits accurate adjustment of heat from each radiator. Better heating increases customer satisfaction, builds your reputation. See our catalog in Sweet's or address Department J-1.



**THRUSH
WATER CIRCULATOR**

H. A. THRUSH & CO. • PERU, INDIANA



tured to fit all sizes and types of window casements, whether of wood, steel, or aluminum. The Hough Shade Corp., Janesville, Wis.

EVAPORATIVE CONDENSERS

Eight new evaporative condensers have been introduced by Frigidaire Division of General Motors which use both air and water spray to cool refrigerant vapor and change it to liquid

during the course of a refrigeration or air conditioning cycle.

By employing forced air and a pressurized water spray instead of the ordinary circulating water system, the new condensers are said to reduce water consumption as much as 90 per cent for buildings where large air conditioning and refrigeration systems are installed.

The new models, with refrigerating capacities from 2 to 50 tons, are engi-

neered to solve water disposal problems where drainage facilities are limited, to cut operating expense and to improve compressor efficiency.

Operation of the evaporative-type condensers is as follows: fans draw air into the unit through an intake grille, and at the same time water is sprayed into the air stream, wetting the surface of the condensing coil. The action of both air and water thus change the vapor to liquid state. Frigidaire Div., General Motors Corp., Dept. of Public Information, Dayton 1, Ohio.



IF YOUR PROBLEM IS AIR!

COOLING, HEATING, VENTILATING

**REINFORCE
YOUR SKILL WITH**

Air-gineering
BY usAIRco


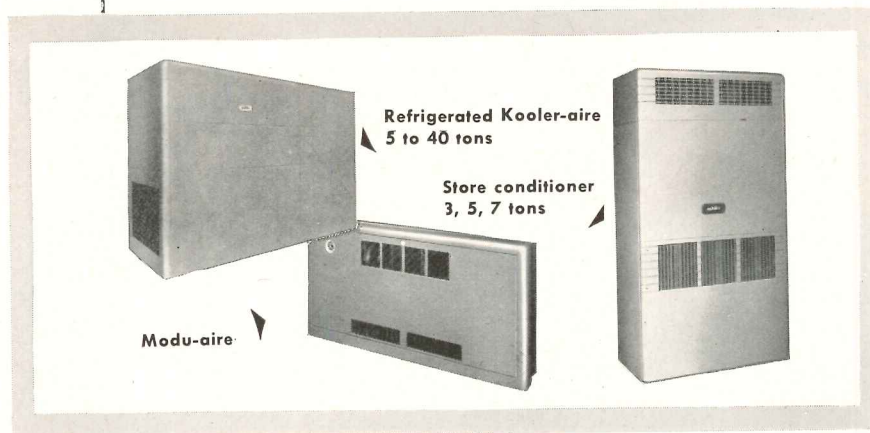
● Air-gineering is the name we've given to our cooperative engineering service. This counsel is available to you in the design application of equipment to any air problem . . . cooling, heating, ventilating.

If ever you should need such assistance it's good to know that competent engineering talent is ready to *lend a hand*. usAIRco engineers have been designing equipment, systems and installation for 25 years. They are among the most experienced in the industry.

The usAIRco line is complete . . . blowers, coils, washers, evaporative condensers, unit heaters. Refrigerated Kooler-aire is a refrigerated central system providing cooling and heating, 5 to 40 tons, delivered ready for installation. Modu-aire is a room conditioner, for hotels, apartments, offices, serviced by a central station. usAIRco store conditioners are made in 3, 5, 7½ tons.

We'd like to have our complete catalog in your files. We'll send it, at your request.

UNITED STATES AIR CONDITIONING CORPORATION
Como Avenue S. E. at 33rd, Minneapolis 14, Minnesota



Scissor mechanism for sliding doors eliminates tracks and fits in 4-in. partition

DOOR HANGER

Described as an entirely new departure in door suspension is the Dorflo "Floating Action" door hanger. Using neither tracks at the bottom nor hangers above, Dorflo doors are suspended by a steel scissor mechanism which is said to be noiseless, fool-proof, rugged and simple in operation.

The Dorflo mechanism is claimed to offer, besides space saving advantages, easy operation due to the means of balancing. Dorflo is installed in any conventional 4-in. wall; there are only two brackets and two runners to secure. If a door should become damaged, or bind at the floor or ceiling because of settling, removal of the door from its hanger for repair or adjustment is said to be easily done. Dorflo Mfg. Co., 1902 First Ave., Hibbing, Minn.


ELECTRIC DISHWASHER

Advantages listed by Hotpoint, Inc. for their new electric dishwasher include: a simplified drain system located at the front to reduce installation costs; a dial

(Continued on page 158)

Save your clients future redecorating expense ...

Specify FABRON for walls and ceilings



THE HARTFORD HOSPITAL, Hartford, Conn.

Coolidge Shepley Bulfinch & Abbott, Architects.

Dedicated in March, 1948, this beautiful new 820-bed building replaces the old hospital (foreground) founded in 1854. It is one of the largest, most modern and most efficiently equipped postwar hospitals. Fabron was used throughout—in patients' rooms, corridors, staircases, dining quarters, offices—wherever the surface to be decorated was of plaster.

ONE REASON why FABRON, the fabric-plastic-lacquer wall covering, has been adopted by well over a thousand institutions in the hospital field alone is its proven record as a budget saver. For FABRON with its double function—decorating and preserving that decoration — was engineered for long-range economy. It eliminates periodic repaintings—a vitally important advantage to institutions whose operating funds are limited.

Permanently protects plaster. Fabron's sturdy canvas and plastic base strengthens plaster . . . conceals surface imperfections . . . prevents cracks that require complete room redecoration after repairs.

Service by the decade. Fabron actually toughens with age—will not peel or scale. Outlasts conventional decorative treatments by several redecorating

periods. If gouged, it can easily be repaired invisibly through the "inlay method".

Sunfast and washable. Fabron's modern lacquer surface permits unlimited washings and disinfectings without harm to the sunfast colors. Keeps rooms fresh and attractive.

More than 150 Fabron patterns, colors and textures—*styled especially for institutional needs*—permit decorative latitude impossible to achieve with conventional interior finishes. And—Fabron prevents fire-spread. Every roll carries the label of the Underwriters' Laboratories, Inc.

Initial cost of Fabron falls within the average budget. Before specifying the interior finish for your next new building, investigate Fabron. Send the coupon today!


Fabron
REG. U. S. PAT. OFF.

the fabric-plastic-lacquer wall covering

FREDERIC BLANK & CO., INC.

Established 1913

230 Park Avenue, New York 17, N. Y.



SEE OUR CATALOG in SWEET'S FILE ARCHITECTURAL

FREDERIC BLANK & CO., INC., 230 Park Avenue, New York

Please send us samples of Fabron and information concerning its use in:

- Hospitals
- Restaurants
- Hotels
- Offices
- Schools
- Apartments
- Theatres
- Residences

Name

Address

City & Zone..... State.....

AR 1-49

(Continued from page 156)

control which permits greater flexibility of operation; a new self-sealing aluminum door requiring no gaskets or door springs; and a one-piece, wrap-around cabinet.

The dishwasher is available in three models — the 27 in. MC4 under-the-counter model; the MC5 free standing unit, equipped with a counter-height top and backsplash; and the MC6 which is incorporated with a 48 in. sink, and

Disposall if desired. All models have work surface area, top spray, front opening and electric drying. Hotpoint, Inc., 5600 W. Taylor St., Chicago 44, Ill.

WINDOW FRAME

Malta Universal is a new, all-purpose window frame for wood, brick, masonry, and block constructed buildings. Made of western pine, the window frame has outside casing already attached to the

frame, is bored for overhead balances, is weather-stripped and incorporates a patented jamb, head and sill construction feature.

Each frame is slotted along the inside top and sides to permit conversion from $\frac{3}{4}$ in. to $\frac{1}{2}$ in. sheathing. The frame is furnished for $\frac{3}{4}$ in. sheathing but can be converted on-the-job so that it may be used where $\frac{1}{2}$ in. sheathing is specified. Malta Mfg. Co., Malta, Ohio.

Specify
MONARCH
INSTANT
EXIT
PANIC
DEVICES

★


*Full Details
in Sweet's Catalog*



Mortise, Rim and Vertical Rod Types, that deliver steadfast *instant exit* service in heaviest traffic use, through untold years of service.

Write for literature.

CLAYTON & LAMBERT MFG. CO.
1705 DIXIE HIGHWAY • LOUISVILLE 10, KENTUCKY



Bronze supply tees adjust radiator flow

ADJUSTABLE SUPPLY TEES

Bronze, adjustable supply tees with solder connections for copper, one-pipe hot water heating installations are now available in the following four sizes: $\frac{3}{4}$ by $\frac{3}{4}$ by $\frac{1}{2}$ in., 1 by 1 by $\frac{1}{2}$ in., $1\frac{1}{4}$ by $1\frac{1}{4}$ by $\frac{1}{2}$ in., and $1\frac{1}{2}$ by $1\frac{1}{2}$ by $\frac{1}{2}$ in.

The *Adjustable Thrush Supply Tee*, originally developed in cast iron with threaded connections and now available in bronze (solder connections), is reported to be an important improvement in the single main method of forced, circulating, hot water heat.

Important features listed by the manufacturer are: (1) any amount of flow can be diverted through each radiator, (2) restricting branch flow increases flow through the main, (3) shutting off a radiator opens the main flow completely, (4) all radiators can be the same temperature or certain rooms can be kept at a lower temperature, (5) guess work in balancing radiator or convector output is eliminated, and (6) only one Adjustable Tee is needed for each up-feed radiator. H. A. Thrush & Co., Peru, Ind.

T SQUARE

A plastic T Square, the *Instrumaster*, has been designed to provide long life, continued accuracy, complete view of

(Continued on page 160)

Get your free copy of the rules of the
Chicago Tribune's Third Annual
**BETTER ROOMS
COMPETITION**

\$25,000.00 in 145 Cash Prizes

*ranging from \$100.00 to \$1000.00 each
for the best ideas for furnishing and decorating typical rooms of homes*

ALL ENTRIES MUST BE RECEIVED BY 5 P. M. OF APRIL 4, 1949

DO YOU have ideas for furnishing and decorating a living room or a dining room, or a bedroom, or a living-dining room, or a kitchen-dining room, or an "extra" room, or a one-room home?

In order to present to readers again this year the fullest range of suggestions for furnishing and decorating various rooms of homes, the Chicago Tribune is conducting its Third Annual Better Rooms Competition, offering \$25,000.00 in 145 cash awards for the best entries presenting ideas on this subject.

Just as the Chicago Tribune's similar competitions in 1947 and 1948 brought forth a wealth of original ideas which set the pace in this field of popular interest, so the 1949 project has been designed to set new high standards of excellence in home interior fashions.

This year's competition presents for solution seven different furnishing and decorating problems based on the needs of specific family groups and circumstances, giving the entrant stimulating challenges to his ability and ingenuity.

Here is your opportunity to plan one or more interiors just the way you would have them. And here is your chance to win substantial monetary award and national recognition for your efforts.

After the prize-winners have been chosen, the Tribune plans to give them widest publicity. Week after week, the newspaper intends to reproduce the winning ideas, or adaptations of them, in full color in the Sunday Tribune with its more than 1,625,000 circulation.

Everyone is eligible to compete, except employes of the Chicago

Tribune and its subsidiaries, members of their families, and of the Jury of Awards, which will be composed of persons competent and skilled in this field.

For complete information about how to submit an entry, write today for your free copy of the rules which will be sent postpaid. As is made plain by the anonymity provision in the rules, all entries will enjoy equally fair consideration in the judging.

Fill in the coupon below, paste it on a postcard and mail today. All entries must be received not later than 5 p.m. of Monday, April 4, 1949.

MAIL THIS RULES REQUEST FORM TODAY

"BETTER ROOMS" COMPETITION
Chicago Tribune,
Tribune Tower, 435 N. Michigan Ave.
Chicago 11, Illinois

Without cost or obligation to me, please send by postpaid mail complete details and rules of the \$25,000.00 Chicago Tribune Third Annual Better Rooms Competition to me at the address below.


My Name.....

Street and Number.....


City.....State.....Zone Number (if any).....

(Please PRINT plainly)

CINCINNATI'S
Terrace Plaza
makes efficient use of
**KINNEAR
Rolling Doors**



from
CHECK ROOM
to
**SERVICE
ENTRANCE**




As neat, space-saving, durable closures for any sized wall opening, Kinnear Rolling Doors have justified their choice in architecturally famous buildings the world around. By manual or motor operation, they lift upward smoothly and easily; coil safely overhead. Straight-line design blends with any structural style. Write for details.

The KINNEAR Manufacturing Co.
Factories: 1860-80 Fields Ave., Columbus 16, Ohio
1742 Yosemite Ave., San Francisco 24, California
Offices and Agents in all Principal Cities

Saving Ways in Doorways
**KINNEAR
ROLLING DOORS**

(Continued from page 158)

the work area and to reduce the possibility of smudging. Specifically, the manufacturer lists advantages as: (1) the head and blade are one integrated piece of shatterproof plastic so that the T square remains accurate even if dropped; (2) the clear plastic permits full visibility of the whole work area; (3) both sides of the T square are usable; (4) the ribs, which protrude .020 in. above and below, enable the T square to be moved smoothly across the work area and lessen the danger of smearing and smudging. The T square is now available in 18 and 24 in. lengths. Instrumaster Industries, 2456-54 W. Jackson Blvd., Chicago 12, Ill.



Adjustable, removable wooden legs adapt chairs to variable heights and pitches

ADJUSTABLE FURNITURE LEG


Adjustoleg is a firmly-affixed, but adjustable and removable wood leg designed to change the heights of both "case" and upholstered furniture, while retaining usual strength.

By using Adjustolegs of different lengths for front and rear legs of upholstered pieces, variations in the pitch can be arranged.


The fine thread used in the connection stud provides for easy tightening and reduces the chance of leg loosening. Because of the thread arrangement, the leg can be stopped at almost any desired position. In this way allowance can be made for unevenness of the floor.

The legs can be returned to the manufacturer and exchanged for others of different heights (seven sizes, 3 to 12 in.) or woods at a nominal charge. Adjustolegs are available in mahogany and in a variety of rare woods with regular or special finish. Dunbar Furniture Manufacturing Co., Berne, Ind.

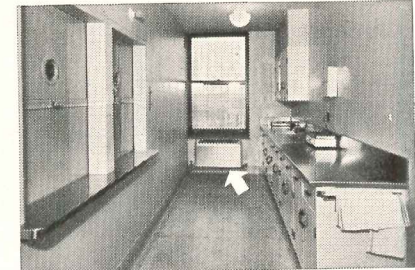
**YOUNG
CONVECTORS PROVIDE
Clean, Healthful
Heat for Hospitals**



IN OPERATING ROOMS



IN CONVALESCENT ROOMS



IN KITCHENS

Young Convectors are specified for modern hospitals because they are easy to keep clean, and provide a steady, draftless flow of heat at proper temperatures. Such qualities make them ideal also for homes, apartments, offices, public and commercial buildings, schools and institutions. Mail coupon now.

Above: Typical installations in Swedish and Deaconess Hospitals, Minneapolis; Magney-Tusler & Setter, Architects and Engineers.

YOUNG RADIATOR CO. Dept. 619-A Racine, Wis.
Sales and Engineering Offices in all Principal Cities
General Offices: Racine, Wisconsin
Plants at Racine, Wisconsin and Mattoon, Illinois

YOUNG 

HEAT TRANSFER PRODUCTS
HEATING, COOLING, AIR CONDITIONING PRODUCTS
Convectors • Unit heaters • Heating coils • Cooling coils • Evaporators • Air conditioning units.
AUTOMOTIVE AND INDUSTRIAL PRODUCTS
Gas, gasoline, Diesel engine cooling, radiators • Jacket water coolers • Heat exchangers • Intercoolers • Condensers • Evaporative coolers • Oil coolers • Gas coolers • Atmospheric cooling and condensing units • Supercharger intercoolers • Aircraft heat transfer equipment.

YOUNG RADIATOR CO.
Dept. 619-A
Racine, Wisconsin
Send me a copy of the
Young Convector Catalog
No. 4046.


Name _____
Address _____
City _____ Zone _____ State _____



Write for Your Copy!

The Latest Book on
Holophane **CONTROLENS***
Featuring
**LIGHT CONTROL
SYSTEMS and
APPLICATION DATA**
for:

- Auditoriums
- Banks
- Blackboards
- Charts
- Churches
- Corridors
- Counters
- Coves
- Merchandise Displays
- Exhibits
- Inspection Work
- Laboratories
- Drafting Rooms
- Murals
- Offices
- Recreation Areas
- Restaurants
- Stairwells
- Statuary
- Stores
- Switchboards
- Window Displays



*Reg. U. S. Pat. Off.

28 pages of authoritative design
information available without charge.



HOLOPHANE COMPANY, Inc.

Lighting Authorities Since 1898 • 342 MADISON AVENUE, NEW YORK 17, N.Y.
THE HOLOPHANE COMPANY, LTD., THE QUEENSWAY, TORONTO 14, ONTARIO

HOLOPHANE COMPANY, Inc.
342 Madison Avenue, New York 17

Please send us your New Book "Advanced Lighting
Design with Holophane CONTROLENS."

FIRM NAME _____

ADDRESS _____

INDIVIDUAL _____

Preserve
the
Natural Beauty
of Outside Wood
With
Cabot's
CREOSOTE STAINS



Architect: Ernest Gunnar Peterson

The rich, penetrating colors of Cabot's Creosote Stains bring out and preserve all the natural beauty of wood siding, shingles or clapboards. A wide variety of attractive colors, from clear, brilliant hues to weathering browns and grays, allows you to choose exactly the right stain for any house on any site.

Because Cabot's Stains contain 60% to 90% of pure creosote oil—the best wood preservative known—they repel termites and insure long years of protection from decay.

Only pure pigments are used in Cabot's Stains—colors remain fresh and true even after long exposure to the weather.

Cabot's Creosote Stains are easy to apply—will not peel or blister, even on green wood.

Write Today for free booklet "Stained Houses" and color cards.

WRITE TODAY for free booklet "Stained Houses" and color cards.

**Samuel
Cabot, Inc.**

122 OLIVER BUILDING
BOSTON 9, MASS.

(Continued from page 126)

dustrial use is pictured and described. Diagrams, photos and dimensional tables are used in presenting advantages of the furniture and other pertinent information. 8 pp., illus. John E. Sjostrom Co., 1717 N. 10th St., Philadelphia 22, Pa.

Rolling Doors

Cornell Rolling Doors. Describes construction, applications and operation of rolling steel doors, rolling grilles, sliding grilles, and upward acting doors in wood and steel. Specifications and detailed drawings are included. 8 pp., illus. Cornell Iron Works, Inc., 36th Ave. and 13th St., Long Island City 1, N. Y.*

Electrical Dimmers

(1) *Vitrohm Non-Interlocking Dimmers (Bulletin 71)*, (2) *Vitrohm Interlocking Dimmers (Bulletin 72)*. Besides describing the operating features, construction and installation of various dimmer models, these bulletins contain typical wiring diagrams, dimensioned drawings and other engineering details. 4 pp., 12 pp., illus. Ward Leonard Electric Co., 31 South St., Mount Vernon, N. Y.

Vibration Control


Korfund Vibration Control (Bulletin No. G-101.) The advantages and limitations of spring mountings, rubber mountings and cork materials in the control of vibration, together with data on their installation and uses are given in this bulletin. A selector chart tabulates more than 50 typical machine and equipment applications and gives recommendations for proper types of *Vibro-Isolators* for highest efficiency. 4 pp., illus. The Korfund Co., Inc., 48-08A 32nd Place, Long Island City 1, N. Y.

Gymnasium Seating

(1) *Modern Gymnasium Seating*; (2) *Modern Gymnasium Seating Capacity*. These two folders were prepared by Harold R. Sleeper, A.I.A., for the Gymnasium Seating Council. The first covers the need for seating, various seat types, space saving features of folding gym seats, cost comparison between fixed and folding gym seating, space requirements, general and detailed planning and specification notes. Gymnasium plan types are included.

(Continued on page 164)

WARE Aluminum WINDOWS



THE IDEAL CASEMENT WINDOW

- Unusual depth of section in both frame and vent section. Unusual thickness of web in vent section.
- Electrically fused corners - super strength - finished to show no joint.
- Optional choice of hinges - butt hinge or extension hinges to suit your requirements.
- Exclusive Ware putty retaining feature.
- Your choice of cam or butterfly locking handles.

Write for details of remarkable air infiltration tests on Ware Aluminum Windows.

WARE LABORATORIES, INC.
1827 Delaware Pkwy., Miami 35, Fla.
New York Office
21 West Street



at NO EXTRA COST

The new quick-opening set-lock assembly on the Kno-Draft Air Diffusers

Cuts installation and maintenance time

Instant Cleaning and Inspection:

With the new quick-opening Type HD set-lock assembly, the inner element of the Kno-Draft Adjustable Air Diffusers can be quickly removed and reinstalled while the diffuser is in place without affecting its adjustment.

It takes but a minute — requires no tools

The "B" cone or inner element of the diffuser is secured to the combined suspension and adjustment screws by a springloaded catch which is kept in compression by a slotted washer. The holes in "B" cone pass over the bolt heads. All you do is press up on cone "B" and insert or remove the slotted washers.

Nation-wide sales and engineering service

The W. B. Connor Engineering Corp. maintains a research laboratory with a staff of trained specialists and district representatives in leading cities. Their services are at the disposal of consulting engineers, architects, air conditioning dealers and plant engineers. They can assist you in getting the best possible performance from your air conditioning system by creating custom-made air patterns which will thoroughly mix room and supply air, eliminate drafts and maintain uniform temperature throughout an area.

Visit booths 427-429 at the 9th International Heating, Ventilating & Air Conditioning Exposition, International Amphitheatre, Chicago, Jan. 24 to 28.

W. B. CONNOR ENGINEERING CORP.

Air Diffusion • Air Purification • Air Recovery

112 East 32nd Street  New York 16, N. Y.


IN CANADA: Douglas Engineering Co., Ltd., 190 Murray Street, Montreal 3, P. Q.



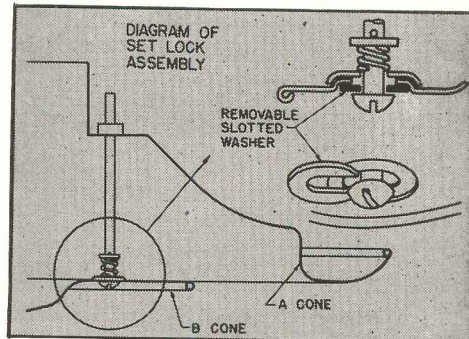
Step One: Remove cover cone (if used)



Step Two: Press "B" cone — slip out washers



Step Three: Remove inner element



Type HD set-lock assembly now standard equipment on Kno-Draft Adjustable Diffusers

FREE HELPFUL LITERATURE

- Bulletin K-21: Contains complete details on the new, exclusive Kno-Draft Type HD Set-Lock Assembly.
- New handbook on air diffusion: Contains all the engineering data necessary on air diffusion in general and Kno-Draft Adjustable Diffusers in particular to enable you to create "custom-made" air patterns and eliminate drafts.

W. B. Connor Engineering Corp.
Dept. S-109, 112 East 32nd Street
New York 16, New York

Please send me the free literature I have checked above.

Name.....

Company.....

Street.....

City..... Zone..... State.....

(Continued from page 162)



First with patented REVERSING ACTION!

The superiority of IN-SINK-ERATOR'S patented two directional shredding action has been proved by over ten years of consumer use. This and other features listed assure long and trouble-free operation.



- **TWO DIRECTIONAL SHREDDING . . .**
 doubles the life of the shredding elements . . . adds self-sharpening feature.
- **SELF CLEANSING . . .**
 because of its unique reversing feature the In-Sink-Erator has a double cleansing action which is positive and complete.
- **CONTINUOUS FEEDING . . .**
 food waste can be fed continuously while unit is in operation giving unlimited capacity for domestic use.
- **COMPACT, PRACTICAL DESIGN . . .**
 In-Sink-Erator was first to have the shredder mounted directly to motor shaft . . . providing first practical disposer design.
- **GLEAMING WHITE FINISH**
 plus streamlined design make In-Sink-Erator a point of pride in any kitchen.

NATIONALLY ADVERTISED

This year the IN-SINK-ERATOR story will be repeated 23,000,000 times in leading national magazines such as **BETTER HOMES & GARDENS, AMERICAN HOME, HOUSE BEAUTIFUL, HOUSE AND GARDEN** and **SMALL HOMES GUIDE.**

SOLD BY PLUMBER DEALERS ONLY . . .
 DISTRIBUTED THROUGH RECOGNIZED PLUMBING JOBBERS.



Specializing Exclusively in the Manufacture of Food Waste Disposers Since 1938

The second folder contains tabulated results and a discussion of a national survey (by geographical areas) to determine present seating capacities of high school gymnasiums and future needs. 12 pp., illus.; 4 pp. Universal Bleacher Co., 606 S. Neil St., Champaign, Ill.*

Steel Fabrication

The R. C. Mahon Company. This book contains a picture story of the various products and services offered by the seven divisions of the R. C. Mahon Co., steel fabricators. Their operations encompass structural steel, welded steel products, industrial equipment, rolling steel doors and insulated steel deck. 36 pp., illus. The R. C. Mahon Co., Detroit 11, Mich.*

Addendum

The price of the booklet *Dunbar for Modern*, reviewed in the November issue, was inadvertently omitted and should have been listed as 25 cents.

LITERATURE REQUESTED

The following individuals and firms request manufacturers' literature:

- Robert M. Bouma, Student, 1301 N. Court House Road, Apt. 203, Arlington, Va.
- Richard Garlandat, 69 Chemin de Brancolar, Nice (Alpes-Maritimes), France.
- J. A. Gillem, Senior Architectural Designer, State of California Dept. of Public Works, Black Building, 4th and Hill, Los Angeles, Calif.
- Robert Gustav Gustafson, A.I.A., 15½ E. Front Street, Monroe, Mich.
- Charles C. Kirkwood, Designer, 716½ W. 4th Street, Aberdeen, Washington.
- B. M. Mallory, Architectural Student, 607 W. 26th Street, Austin, Texas.
- Sallie J. Mooring, Consulting Dietitian, North Carolina State Board of Health, Raleigh, North Carolina.
- Bernard Schwager, Architectural Designer, The H. K. Ferguson Company, 19 Rector Street, New York 6, N. Y.
- Lee Potter Smith, Architect — Richard M. Beach, Associate Architect, Hinners Bldg., Metropolis, Ill.
- Williams & Harrell, 165 East 72nd Street, New York, N. Y.

PROTECT LIVES AND PROFITS!

SPECIFY...



MODEL 10EL
 10,000 WATTS

Onan Emergency Electric Plants provide power for all essential needs . . .

LIGHTS • REFRIGERATION • VENTILATING SYSTEMS • COMMUNICATIONS • OIL BURNERS • STOKERS • ELEVATORS

* When storms, floods or breakdowns interrupt commercial power, Onan Standby Plants start automatically and take over the power load within seconds, stop when power is restored. Operating and maintenance costs are negligible. Widely used in hospitals and other institutions, radio stations, hacheries, theaters, industrial plants . . . wherever power interruptions would be dangerous and costly. Available from 1000 to 35,000 watts.

What size Standby Plant will your project need?



Send coupon below for folder on Onan Standby Plants. It will help you specify the right size plant and the necessary accessories. If you have an unusual problem write our engineering department.

D. W. ONAN & SONS INC.
 5136 Royalston Ave., Minneapolis 5, Minn.

Please send me your Standby Folder

Name.....

Address.....

City..... State.....

ONAN STANDBY POWER

ONLY *Olsonite* SEATS Have All These Selling Features!

Whether White, Black, Color or Pearlescent, It Is the Same Solid Olsonite Throughout . . .

Long Life, Stain-proof Bumpers Used On All Olsonite Seats . . .

Complete line of Models and Colors

Scientifically Designed In Both Proportion and Contour with Smooth Curves and Edges . . .

When Installed, No Metal Fastenings Show — Brass Metal-Hinge Posts are Smartly Olsonite Covered . . .

Exclusive New, Patented Olsonite Hinge Design.

Absolutely Flat Under-Surface — Avoids Dirt and Germ Deposits!

Beautiful, Lustrous, Olsonite **ALL THE WAY THROUGH!**

NOT CONCAVE —
NOT CORE-COVERED —
NOT HOLLOW —
BUT LUSTROUS OLSONITE
ALL THE WAY THROUGH!

Lowest-Priced Seat of This Quality on the Market — and Guaranteed a Lifetime!


Olsonite Seats are far superior to ordinary wood, rubber, sheet-covered, or plastic-coated seats . . . and are far greater values! They won't crack, chip, peel, stain, or lose luster! Non-inflammable! No exposed metal. (Sold only through authorized plumbing and heating jobbers to Master Plumbers.) Contact your local jobber today. For full information write Olsonite Plastics Division.

Olsonite PLASTICS DIVISION

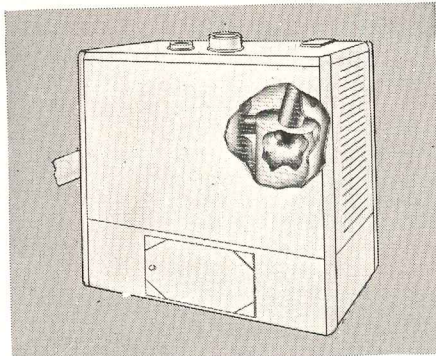
DIVISION OF SWEDISH CRUCIBLE STEEL COMPANY, DETROIT 11, MICH. (856) BUTLER AVE.



**Will owners of
your new houses find
the kitchen their
only warm room?**



Automatic Anthracite Stokers Installed in an existing boiler or furnace and in new houses, automatic hard coal stokers deliver *plenty* of heat quickly . . . save up to 50% on fuel bills . . . eliminate fuel worries.



The Revolutionary Anthratube—The Anthratube saves on fuel bills . . . its proved efficiency is over 80%. This scientifically engineered boiler-burner unit, with "Whirling Heat" and other revolutionary features, produces quicker response and superior performance than units using other types of fuel.

**There are no ifs, Ands or Buts when you
specify Automatic Anthracite Heating**

OWNERS of your new houses *can* have *plenty* of worry-free heat because there's plenty of hard coal and there is anthracite equipment to fit any heating requirement.

A whole winter's supply of anthracite can be stored easily in advance. Everyone wants this kind of security and convenience. They have *just that* when you specify automatic anthracite equipment.

Look over the two types of domestic anthracite equipment shown here. They burn the cheaper sizes of economical hard coal . . . completely automatic from bin feed to ash removal.

Write to us for more detailed information on all types of anthracite heating equipment—domestic and commercial.




ANTHRACITE INSTITUTE

101 Park Avenue


New York 17, New York

BUILDING



MASS

SLIP-FORM




DURAPLASTIC

is highly adaptable
for structural work . . .

SUCCESS in many construction jobs has proved Atlas Duraplastic to be adaptable for all types of structural or mass concrete—for foundations, floors, walls, slip-form, gunite, stucco, etc.


Concrete made with Duraplastic requires less mixing water for a given slump, is easy to place and finish because it's more plastic and workable . . . more cohesive and more uniform. Water-gain and segregation are effectively minimized. Duraplastic provides the proper amount of entrained air for satisfactory performance and it protects concrete against the effects of exposure, such as freezing and thawing weather.

Atlas Duraplastic requires no added expense or unusual change in procedure. It complies with ASTM and Federal specifications. Send for further information to Universal Atlas Cement Company (United States Steel Corporation Subsidiary), Chrysler Bldg., New York 17, N. Y.



STUCCO

GUNITE




OFFICES: Albany, Birmingham, Boston, Chicago, Dayton, Des Moines, Kansas City, Minneapolis, New York, Philadelphia, Pittsburgh, St. Louis, Waco.

AR-D-80

ATLAS DURAPLASTIC


AIR-ENTRAINING PORTLAND CEMENT

TRADE MARK REG.
U. A. C. CO.




MAKES BETTER CONCRETE AT NO EXTRA COST

"THE THEATRE GUILD ON THE AIR" — Sponsored by U. S. Steel Subsidiaries — Sunday Evenings — ABC Network



Terrace Plaza Hotel, Cincinnati, Ohio, in which some 135,000 pounds of Revere Copper Water Tube were installed.

IN BUILDINGS LARGE OR SMALL REVERE PRODUCTS INSURE QUALITY



Copper Flashing, Water Tube and Downspouts were used in this Revere Quality House at Parma Heights (Cleveland) Ohio.

TROUBLE always costs more than Revere Copper. That's why—in every type of building—it pays to let *lasting* Revere Copper guard those vital points where water will cause other materials to rust, rot or corrode.

ROOFING, GUTTERS, FLASHING. Copper is the most enduring of all the commonly used sheet metals when exposed to the elements. In addition, the Revere Research Laboratories have developed engineered specifications that help you combine quality and economy in every type of sheet metal construction. This data is in the files of most of the leading architectural offices.

PIPING. Used as piping for heating systems, water supply and waste lines, Revere Copper Water Tube provides a lifetime of trouble-free service. The interiors of this tube do not become clogged by corrosion; and remaining permanently smooth, they reduce frictional resistance to a minimum. In addition, because Revere Copper Water Tube bends readily, and joints are made quickly with solder fittings, this tube is easier to install.

ORNAMENTAL AND STRUCTURAL METALS. You can achieve unusual decorative effects—combined with sound, lasting construction—through the use of Revere panel sheets and extruded shapes. Revere panel sheets are made in architectural bronze, nickel silver and copper; extruded shapes in architectural bronze, nickel silver and aluminum.

▶ The products above and other Revere products of copper, brass and bronze are available from leading distributors throughout the United States. A Revere Technical Advisor will always be glad to consult with you, without obligation.

REVERE

COPPER AND BRASS INCORPORATED

Founded by Paul Revere in 1801

230 Park Avenue, New York 17, New York

Mills: Baltimore, Md.; Chicago, Ill.; Detroit, Mich.; New Bedford, Mass.; Rome, N. Y.—Sales Offices in Principal Cities, Distributors Everywhere.

WHY BALL BEARING BUTT HINGES?

To provide easy, quiet, trouble-free door operation

Reduce door maintenance to a minimum. Binding, squeaking, failure of door to latch, malfunction of door equipment can be due to inadequate hinging. Use 3 Ball Bearing Butt Hinges on each door. Stanley Ball Bearings are permanently lubricated.

To hinge doors for the life of the building

Ball bearing hinges eliminate wear in hinge joints. Hinges without ball bearings wear under high frequency operation of heavy doors. This wear throws door out of alignment, makes it bind and interferes with operation. Ball Bearings eliminate the joint wear.

• • • •

Regularly used on industrial, commercial and institutional doors, Ball Bearing Butt Hinges are equally essential for exterior doors of residences.

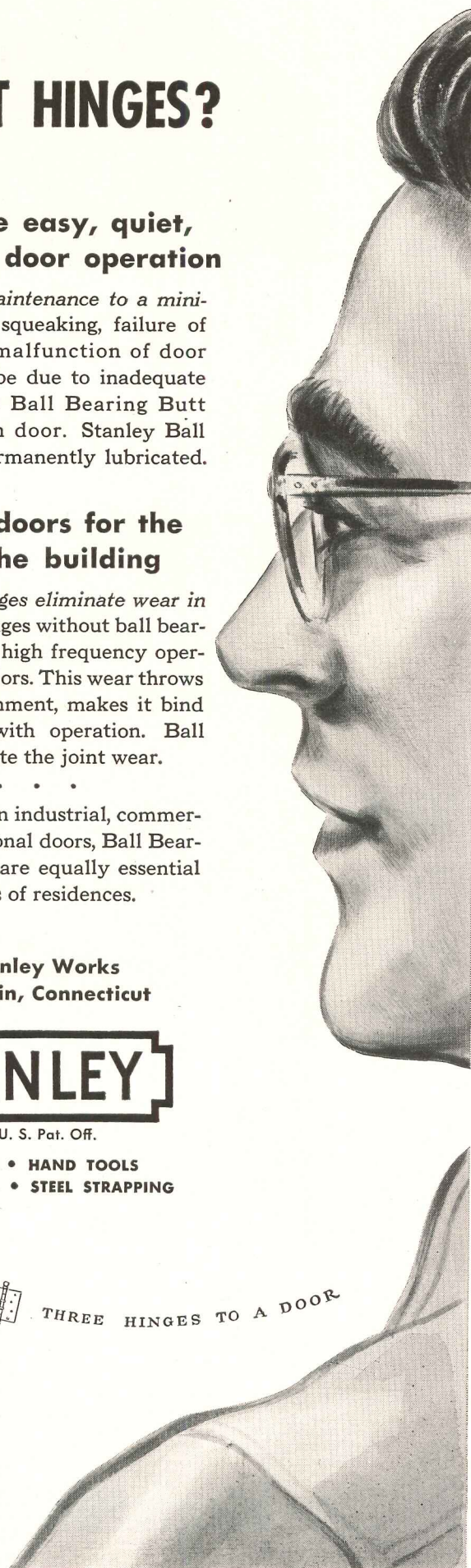
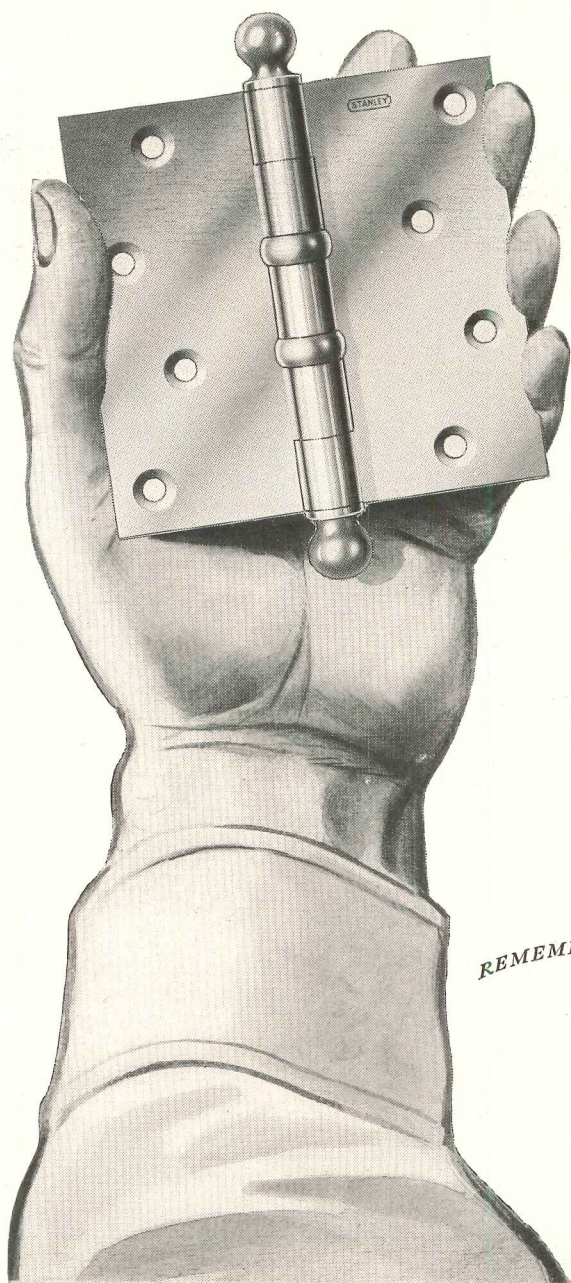
The Stanley Works
New Britain, Connecticut


STANLEY

Reg. U. S. Pat. Off.

HARDWARE • HAND TOOLS
ELECTRIC TOOLS • STEEL STRAPPING

REMEMBER  THREE HINGES TO A DOOR





"AND THERE'S NO EXCESS WEIGHT FROM SLAG OR GRAVEL"



Yes-it's Flexstone* Each ply is a flexible covering of stone!

● The secret of a Johns-Manville Flexstone Roof is in the *felts*. They're made of fireproof, rotproof, enduring *asbestos*.

Flexstone Built-Up Roofs won't dry out from the sun... need no periodic coating. They're *smooth-surfaced*, too—permit thorough drainage... make any damage easy to locate and repair. They are engineered to each job... applied only by J-M Approved Roofers.

J-M asbestos felts are perforated to make application easier... give you a smoother job and conform better to irregularities in the roof deck.

Send for Flexstone brochure BU-51A. Contains complete specifications. Address: Johns-Manville, Box 290, New York 16, N. Y.





*Reg. U. S. Pat. Off.


Made of ASBESTOS

Johns-Manville **FLEXSTONE** Built-Up Roofs


TYPICAL OF THOUSANDS OF JANITROL INSTALLATIONS




PET HOSPITALS AND PLASTIC PLANTS



STEEL PLANTS AND SUPER MARKETS



SERVICE STATIONS AND TRADE SCHOOLS



FASHION SHOPS AND FOUNDRIES

WHEN SHOULD

Your

SPECIFICATIONS

Call for

UNIT HEATERS?

With today's high building costs, gas-fired unit heaters are most often selected because of their comparatively low cost of installation, operation and maintenance.

Furthermore, this type of heating, correctly applied, provides many other advantages that often influence specifications:

Installations require only a minimum of space.

Fuel storage is eliminated.

Automatic controls for uniform heating.

Flexible operation.

Fast, clean heat delivery with zone control if necessary.

Heat source for year-round air conditioning systems.

Simplification of duct work.

Ventilating and tempering of make-up air.

These and other benefits can be best obtained with the complete Janitrol line of time-proven unit heaters. Janitrol sells by comparison, for no other units combine all the design and construction features engineered into Janitrol equipment . . . Surface Combustion Corporation, Toledo 1, Ohio.

You'll find this A.I.A. File on Industrial and Commercial Heating useful.

Write for your copy today.



SPECIFY TIME-PROVEN
Janitrol
GAS-FIRED
UNIT HEATERS



Unit Heater Blower Type



Unit Heater Propellor type



Unit Heater Heavy Duty Floor Type



Floor Type Blower Unit



Duct-Type Unit Heater

When the accent in bank architecture is on

modern design

it's natural to specify


H·H·M protective equipment

Take, for example, the new First National Bank of Tulsa, Oklahoma, now under construction.

Its ultra-modern exterior (pictured in this photo of the architect's model) demanded an interior that will be equally impressive . . . *protective equipment, in particular, that will be up to date for years to come.*

Naturally, this foresighted bank and its architects turned to Herring-Hall-Marvin to equip the largest bank vault in the South. The exclusive, improved interlocking vestibule construction of the H-H-M bank vault entrance, for instance, is just one among many protective advantages the customer of this "last word in banks" will enjoy.

When you design new bank work, or remodeling, help yourself and your client to our engineering counsel and experience in this specialized field. There's no obligation.



Architects:
Carson and Lundin,
New York City.
General Contractor:
Manhattan Construction Co. of Tulsa.

Free FOLDER!

In the meantime, write for free folder . . . "Today's Master Architect and The Modern Bank."

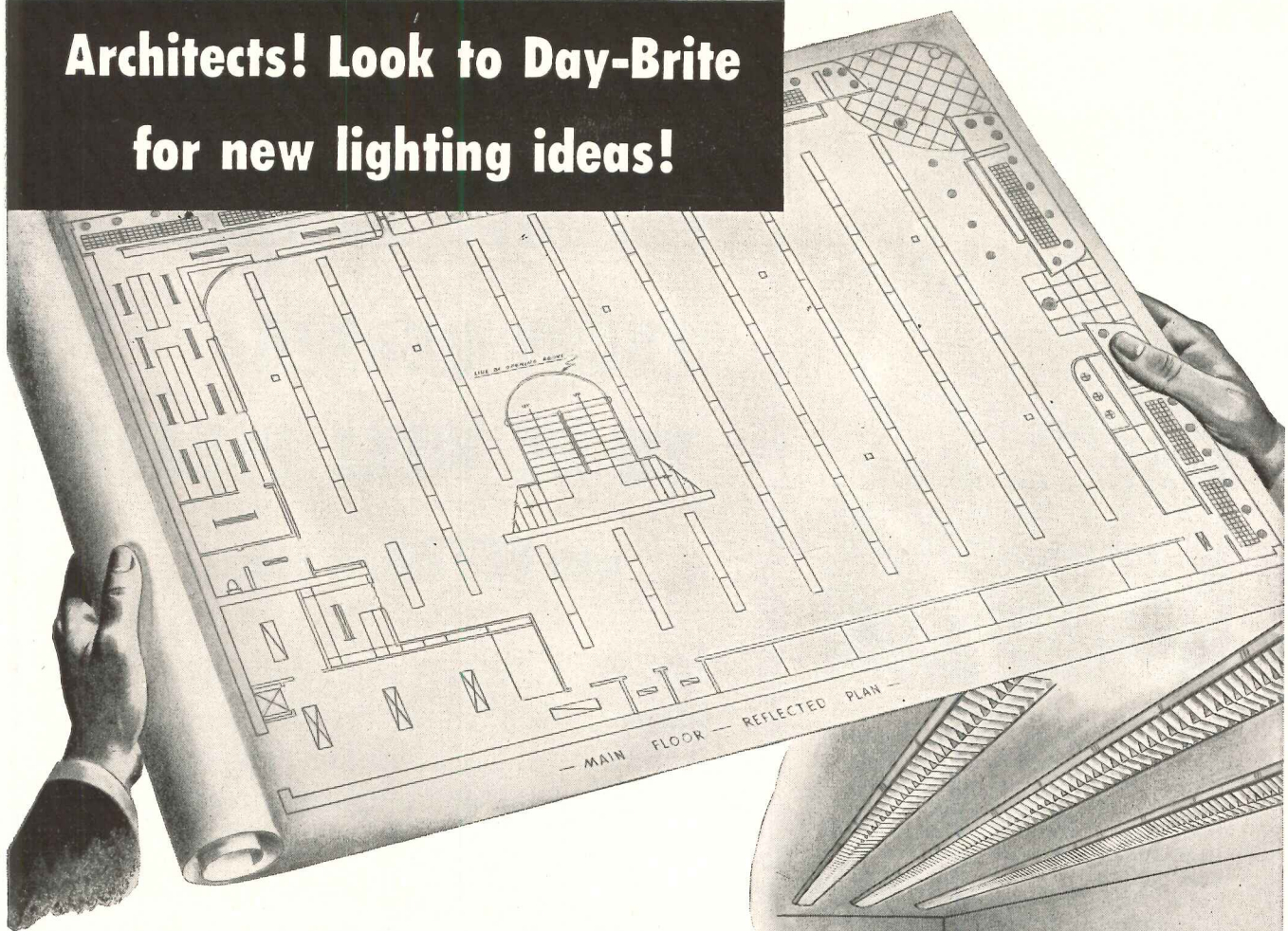
HERRING-HALL-MARVIN SAFE CO.

General Offices & Factory, Hamilton, Ohio

Branch Offices in New York, Washington, Boston, St. Louis, Atlanta, Houston, San Francisco, Philadelphia, Los Angeles, Detroit, Chicago, Omaha, Pittsburgh, Minneapolis, Charlotte.

IN CANADA: Herring-Hall-Marvin Safe Co. of Canada, Ltd., Head Offices: 365 Yonge St., Toronto. Other agencies all over the world.

Architects! Look to Day-Brite for new lighting ideas!




Ask for a Day-Brite Planned Lighting layout

Whether you're designing a new store, office, factory, or school . . . or planning a modernization . . . here's a quick, dependable source of new and unusual lighting ideas.

Day-Brite Planned Lighting service is yours for the asking. Our engineers will be happy to help you plan functional, efficient lighting that not only comple-

ments, but actually enhances your architectural design.

Take advantage of the experience and skill of Day-Brite engineers. Save yourself hours of planning and experimentation. No charge, no obligation. Phone or write your nearest Day-Brite representative . . . TODAY. Or for further details, write to:




Day-Brite Lighting, Inc., 5465 Bulwer Avenue, St. Louis 7, Missouri.
In Canada: Amalgamated Electric Corp., Ltd. Toronto 6, Ontario.

IT'S EASY TO SEE WHEN IT'S

DAY-BRITE *Lighting*

Day-Brite fluorescent fixtures are engineered for every seeing task. Distributed nationally by leading electrical suppliers.





Russell M. Boak, nationally-known architect, has specialized over a long period in apartment house construction. The firm of Boak & Paris designed such representative apartments as those at 45 Christopher Street, 450 West End Avenue, 5 Riverside Drive, 100 Riverside Drive, 20 Fifth Avenue, and 177 East 77th Street, all in New York. More recently, the firm of Boak & Raad has designed the apartment building at 215 East 79th Street, the block square Peter Doelger development of seven fireproof apartment buildings at 55th to 56th Streets and Sutton Place, and other large-scale New York developments.

Mr. Boak reports as follows:

"We like Petro equipment because it keeps costs down, is sturdy and reliable, and the Petro engineering service is of great assistance. We have used Petro oil burning systems in many jobs since 1927 from suburban residences and neighborhood theatres to 20-story apartments and apartment house developments. We have every reason to be well pleased with their use."

INDUSTRIAL MODELS: No. 5 or No. 6 fuel oil; manual, semi-automatic or automatic operation; 8 sizes to 450 bhp. Thermal Viscosity preheating.

DOMESTIC MODELS: No. 3 or lighter oils; "conversion" and combination-unit types, 7 sizes. Patented "Tubular Atomization."

FULL DATA on Petro Industrial Burners are in catalog files of Sweet's and Domestic Engineering. Details on Petro Domestic Burners available in separate catalog. Copy of either sent gladly on request.

For over 20 years...

"EVERY REASON TO BE WELL PLEASED"

*... with **PETRO**, of course*

When a building's oil-heating plant is being planned, what factors does the architect evaluate? Ability of the oil-burning equipment to keep fuel and other operating costs down? Ability to provide reliable heating year after year? Ability to meet the owner's most exacting expectations?

All three deserve first consideration. And, as many architects and engineers can affirm, all three are obtained when a Petro Oil Burning System is installed. After 27 years experience, Mr. Boak puts it this way: "We have every reason to be well pleased with their (Petro) use in jobs from suburban residences to 20-story apartments"

When you specify Petro, both you and the owner can count on fine heating performance. Good dependable heating made possible by such exclusive Petro features as Thermal Viscosity Control and the mechanical simplicity and sturdiness reflecting Petro's 45 years' oil-heat "know-how".

PETRO

REG. U.S. PAT. OFF.

cuts steam costs

PETROLEUM HEAT AND POWER CO. • Makers of Good Oil Burning Equipment Since 1903 • Stamford, Connecticut



Beauty with an eye to the practical

We could mean the decorative value of an ever-changing, year-round mural provided by nature . . .

But we're thinking more of the practical value of insulating a Picture Window like this with *Thermopane**.

Heat loss reduced . . . comfort assured . . . the problem of condensation answered . . . without cluttering the view with extra sash. Remember, too, the owner doesn't have the annual job of putting up and taking down storm sash.

A perfect combination . . . the beauty of a Picture Window *plus* the practicality of *Thermopane*.

*®

Architect: Irving E. Palmquist, Detroit

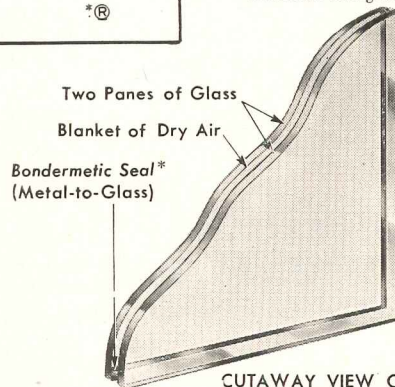


Thermopane

MADE ONLY BY

LIBBEY-OWENS-FORD GLASS COMPANY

619 Nicholas Building, Toledo 3, Ohio




Sent on Request . . . your free copy of our *Thermopane* book containing full information.

CUTAWAY VIEW OF THERMOPANE



SCHOOLS . . .

A centralized sound system for announcements and bulletins, distribution of radio programs, educational recordings . . . to any or all rooms of a school.



HOTELS . . .

Voice-paging, entertainment in guest rooms and dining rooms, emergency announcing facilities.



DEPARTMENT STORES . . .

Music broadcasts, merchandise announcements, administrative control.



AIRPORTS and TERMINALS . . .

Voice-paging, announce system, entertainment, dispatching.




WAREHOUSES and GARAGES . . .

Traffic control, dispatching, voice-paging.



FACTORIES and OFFICES . . .

Voice-paging, work music from records or radio, news broadcasts, management talks, emergency control . . . plant-wide or at selected areas.



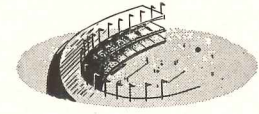
HOSPITALS . . .

Voice-paging, emergency announcements, convalescent entertainment, musical therapy.




AUDITORIUMS . . .

Complete sound distribution to all parts of the auditorium.



RECREATIONAL CENTERS . . .

Crowd and traffic control announcements, entertainment.



INSTITUTIONS . . .

Voice-paging, administrative control, entertainment, emergency control.



CHURCHES . . .

Complete sound distribution, belfry broadcast equipment.

RCA

Plans and Engineers Sound Systems

...for every type of building

PRACTICAL HELP FOR ARCHITECTS. No matter what size or type of job you have on your drawing board, RCA will plan and engineer a sound system that will fit your architectural plan. Call upon RCA sound engineers to assist you with your sound system planning and specifications. No obligation, of course.

Contact your nearest RCA Sound System distributor or write: Sound and Visual Products, Dept. 3-A, RCA, Camden, New Jersey.

ORDER YOUR COPY NOW!

The Architects' Manual of Engineered Sound Systems

The most authoritative work book and reference manual published on sound systems. Typical plans and specifications for all types of buildings. 288 pages. Price \$5.00 (\$5.50 foreign).




SOUND AND VISUAL PRODUCTS
RADIO CORPORATION of AMERICA
ENGINEERING PRODUCTS DEPARTMENT, CAMDEN, N.J.

In Canada: RCA VICTOR Company Limited, Montreal.



**To Make Terrazzo Even Better
Add the Safety of ALUNDUM***

FOR A STAIRWAY (or any walkway) that must withstand heavy traffic there is no better combination than Terrazzo plus ALUNDUM Aggregate. Terrazzo, a durable material, is made even more wear-resistant by the addition of this abrasive aggregate which importantly provides the *safety factor* of a surface made permanently non-slip. For safe, sure footing the architects chose ALUNDUM Aggregate for these stair treads at New York's popular Hayden Planetarium. For floors, ramps and stairs that require long life plus the *safety factor*:
Specify Norton Non-Slip Floors.


See our Catalog in Sweet's
(SA and SE)

NORTON COMPANY
Worcester 6, Massachusetts

*Reg. Trade-mark for Fused Aluminum Oxide.

NORTON

NON-SLIP FLOORS



LAWSON

BATHROOM CABINETS

always smile back at you

It is always good business to recommend this beautifully styled, modern, new fluorescent-lighted LAWSON bathroom cabinet. We call it No. 2388-70. Your customers will call it "wonderful."

Many points of superiority sell this cabinet... a *one-piece drawn steel body*, select quality, beveled edge plate glass mirror; rounded inside corners, easy to clean. Stainless steel shelf supports; stainless steel piano type hinge; high lustre, baked enamel body finish.

Fluorescent lights especially designed for *this cabinet*... give steady, shadowless light. You'll find Lawson's new No. 2388-70 a cabinet that smiles back at you in customer satisfaction.


Also many other styles. Write for Catalog of Bathroom Cabinets and chrome accessories.

**WORLD'S LARGEST
BUILDER OF
BATHROOM CABINETS**

THE F. H. LAWSON CO.
802 Evans Street
Cincinnati 4, Ohio



This is Your Copy of



Ready for your file—a modern fully illustrated factually written catalog devoted to the achievement of efficient visual environments for offices, drafting rooms, schools and stores through the use of finely engineered lighting equipment. Write today and your copy will be on its way.

THE F. W. *Wakefield* BRASS COMPANY
VERMILION, OHIO

Available Now!

**CHENEY
FLASHING**

3-Way Bond

16 OZ. COPPER

**CHENEY
FLASHING
REGLET**

16 OZ. COPPER

WRITE FOR
DESCRIPTIVE FOLDER Dept. R


CHENEY FLASHING CO. Trenton, N. J.

CHENEY FLASHING is again being made by the original inventor who pioneered the art of thru-wall flashing eighteen years ago.

No thru-wall flashing can operate successfully unless it has the two very important features that are found in CHENEY FLASHING—proven weep-hole drainage and the three-way bond, vertical as well as longitudinal and lateral.

Remember, the inferior two-way flashings, crimped copper and membranes, have neither the vertical bond nor do they drain moisture from the wall fast enough. Furthermore, their first cost advantage has disappeared because today Cheney Flashing is no longer a specialty—it's a standard commodity.

Modine Coils will Heat and Cool Revolutionary Research Tower



WAX RESEARCH TOWER DESIGNED BY FRANK LLOYD WRIGHT

Johnson's new Wax Research Tower will be a compact, tall stack, 40 feet square and 156 feet high. It will be supported by a circular masonry stem to which each of the 15 floors are connected. Curtain walls are of tubular glass. Alternating with the main floors are circular floors 38 feet in diameter.

New S. C. Johnson & Son, Inc. Addition to Use Modine Coils In Air Conditioning System

RACINE, WISCONSIN—Under construction by S. C. Johnson & Son, Inc., is a 15-story Wax Research Tower — principal feature of a new laboratory designed for Johnson by the world-famous architect, Frank Lloyd Wright.

Wright's advanced design calls for all heating and air conditioning to be supplied from a central shaft extending through the center of the tubular glass tower. Playing an important role in this unique heating and air-conditioning system designed by Samuel R. Lewis, Associates, Chicago Consulting Engineers, are more than 70 Modine Heating and Cooling Coils.

Like Johnson and many other well-known firms in industry—you can rely on Modine to give you the right answer to your heating and cooling coil problems. With 8 types and more than 3600 models and sizes to choose from, it's easy to select the right Modine Coil to fit your specific air-conditioning or processing requirements. Get complete facts. Write for literature, or call the Modine Representative listed in the "Where-to-Buy-it" section of your phone book. Modine Manufacturing Company, 1510 Dekoven Avenue, Racine, Wisconsin.

**GET COMPLETE MODINE HEATING AND
COOLING COIL CATALOGS TODAY!**


Memo to Equipment Manufacturers:

If you build equipment using heating or cooling coils, Modine engineers will be happy to work with you in developing coils which exactly meet your specific requirements. Write today!

Modine COILS • FOR HEATING OR COOLING

New Efficiency Idea!

Rotary
(R)
LEVA-DOCK
SELF-LEVELING RAMP
FOR LOADING DOCKS



Leva-Dock moves up and down with truck bed level

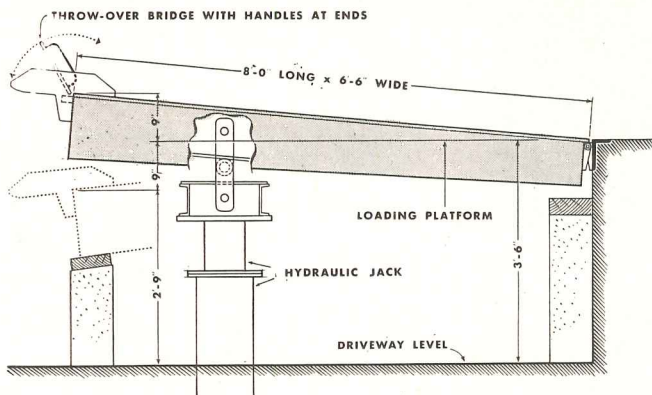
Leva-Dock Permits Fast Direct Loading

Loading and unloading trucks and trailers presents a tough loading dock problem because (1) truck bed heights vary as much as 12 inches, and (2) the truck bed moves down or up as loading and unloading progresses. This problem has been made very serious by the use of platform and fork-lift trucks handling heavy unit loads.

The Leva-Dock makes it possible to load directly into or unload from all types of trucks or trailers . . . without using steel plates, bridge ramps, or other slow and frequently dangerous methods. Installation is simple and inexpensive.

Write for architect's data file

Rotary Lift Co., 1001 Kentucky, Memphis 2, Tenn.



How the Leva-Dock Operates

The Leva-Dock is a hinged ramp, positioned by a hydraulic jack. Supporting arms and "throw-over" bridge connect ramp and truck bed. Platform automatically travels up or down as truck springs are relieved or compressed during loading and unloading.

Century Notes:


Published in the interests of better lighting

Incomparable!

the focusing range achieved by Century's

*Flush Accent Light**

Cat. #396 List Price 33.00



These are the advantages this extraordinary unit offers:

1. Rotates 360°-45° off the vertical
2. 8" depth
3. Flush ceiling plate
4. Louver included effects a cut-off of all stray light
Flexible tabs clamp glass filters
5. Aperture 5 1/4"
6. Uses 150 watt reflector bulbs
7. Simple lamp replacement
8. Union wired with 4 ft. greenfield
9. Underwriters' approval

Order Yours Now

*Pat. pending

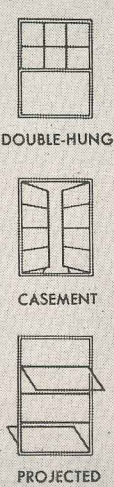
Century Lighting Inc.

419 W. 55th St., New York 19 • 626 N. Robertson Blvd., Los Angeles 46

**Insist
on this
Seal...**



**when you specify
ALUMINUM
WINDOWS**




This seal assures windows that, when tested by the independent Pittsburgh Testing Laboratory, meet the A.W.M.A. quality specifications for materials, construction, strength of sections, and minimum air infiltration requirements.

For complete specs covering "Quality-Approved" aluminum windows—double-hung, casement and projected—and names of approved manufacturers, consult Sweet's or write to the address below, Dept. R.

ALUMINUM WINDOW MANUFACTURERS ASSOCIATION
209 Cedar Avenue, Takoma Park, Washington 12, D. C.

DO YOU HAVE THIS FREE BOOK?



**Here are some
of the subjects covered:**

- What is radiant heating?
- How radiant heating is designed for comfort.
- How to estimate heat losses.
- How to determine radiant heating coil requirements.
- Radiant heating comfort chart.
- What heating engineers claim for radiant heating.
- Methods of floor and ceiling installation.
- Typical pipe coil patterns.
- Questions and answers on radiant heating.
- Heat transmission tables.

It tells what
you want to know about

Radiant Heating

● This 48-page book, "Radiant Heating with National Pipe" is one of the most authoritative books published on the subject. It brings you a complete, comprehensive story of radiant heating and gives helpful information as a practical basis for the planning and installing of an efficient system.

Architects, heating engineers and contractors will find the book valuable for use in planning new installations. It answers many important questions about radiant heating. For example —

What is the approximate cost of a radiant heating system?

Would it cost more or less to operate a radiant heating system than other types, and by how much?

What effect do rugs and rug pads have on heat transfer in a radiant heating system?

These and many other questions are competently answered. This book also shows you how to calculate pipe sizes for various conditions. Mail the coupon and a copy will be sent at once.

NATIONAL TUBE COMPANY, PITTSBURGH, PA.
COLUMBIA STEEL COMPANY, SAN FRANCISCO,
PACIFIC COAST DISTRIBUTORS
UNITED STATES STEEL EXPORT COMPANY, NEW YORK

National Tube Company
Frick Building
Pittsburgh, Pa.

Gentlemen:

Please send me a copy of your FREE book, "Radiant Heating with National Pipe."

Name.....

Position.....

Company.....

Address.....



NATIONAL Steel PIPE

UNITED STATES STEEL

Wish your clients
"HAPPY NEW YEARS"
 with Thos. Moulding
MOULTILE

You wish your clients "Many Happy New Years" of flooring satisfaction when you specify Moultilite floors. Because *complete* flooring satisfaction . . . for years and years . . . is built right into Moultilite.

Clients are quick to appreciate the advantages of Moultilite. Unsurpassed durability! Rich, no-fade colors! Buoyant under-foot comfort! Low original cost and rock-bottom maintenance economy . . . because periodic refinishing is never needed. These are things people want in their floors. Moultilite has them all, in abundance. That's why Moultilite satisfies!

You, too, get many new years of confidence and satisfaction when you specify Moultilite. Moultilite is laid tile-by-tile, giving plenty of elbow-room to your creative ability. Moultilite's bright-to-dark range of warm, mellow colors and beautiful veining lend themselves to floor patterns of artistic distinction.

Set up those happy new years for you and your clients. Simply specify Moultilite! You can get the facts from Sweet's, or from our new four-color catalog. Write TODAY for your copy to: THOS. MOULDING FLOOR MFG. CO., 165 W. Wacker Drive, Dept. AR-1, Chicago 1, Illinois.



Smart designs and Moultilite's beauty make this floor in Herberger's, Edina, Minn., a distinctive, sales-making background for merchandise displays

Moultilite

Flexible-Reinforced MASTER ASPHALT TILE

When it comes to **FLOORS**... come to

THOS. MOULDING

for permanence • beauty • satisfaction
specify...



Available from stock
 in 7 popular sizes . . . To
 fit any cabinet — or as a com-
 plete unit . . . Custom built in any
 size, shape or arrangement . . . No. 18
 Gauge Stainless Steel — satin finish for lasting
 beauty and easier cleaning . . . Seamless — one-
 piece bonded construction — no overlapping or soldered
 edges . . . Guaranteed to outlast any home or building.

1948 Sweet's Architectural File — 23/a6

ELKAY MANUFACTURING CO.
 1870 S. 54th AVENUE • CHICAGO 50, ILLINOIS
 Pioneer manufacturer of Stainless Steel Sinks — Est. 1920

METAL FOR STORE FRONTS
FULLY EXTRUDED
ALUMILITED ALUMINUM

Latcor



SEE OUR
 CATALOG IN
 SWEET'S

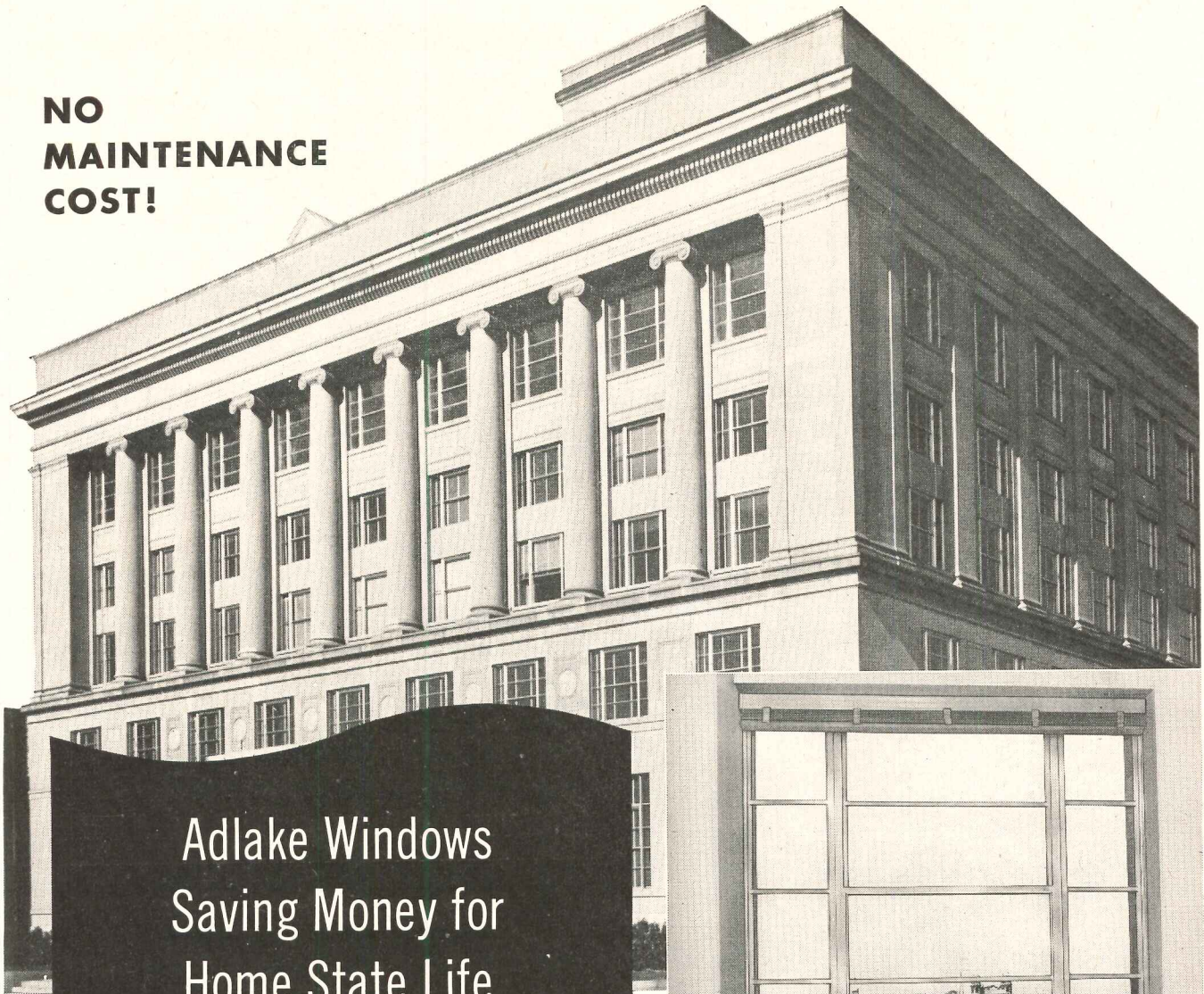
FOR DETAILS WRITE

Latcor


**STORE
 FRONTS**

PROVIDENCE 9
 RHODE ISLAND

**NO
MAINTENANCE
COST!**



**Adlake Windows
Saving Money for
Home State Life**



The double-hung ADLAKE ALUMINUM WINDOWS in the newly remodeled building of the Home State Life Insurance Co., Oklahoma City, will save the company a considerable sum, over a period of years, through *eliminating* maintenance costs. The windows will ultimately *pay for themselves* through this economy. Adlake Windows require no painting, no maintenance other than routine washing. And they *last as long as the building!*

(92"x80") Series 800 Adlake Aluminum Window frames a view of Oklahoma City in the remodeled building of the Home State Life Insurance Co. Prior windows were of wood. New windows are "the talk of the tenants," says Home State Life President.

Says Mr. Joe D. Morse, President of Home State Life: "These windows, very much to my surprise, are probably the cheapest addition we made to the building . . . I don't think there is a man in our organization who wouldn't write a most complimentary endorsement of these windows."

**THE
Adams & Westlake
COMPANY**

Further advantages of Adlake Windows are: minimum air infiltration; finger-tip control; no warp, rot, rattle or stick; no maintenance; ease of installation. These are made possible by a unique combination of woven-pile weather-stripping and patented, serrated guides.

Established 1857 • ELKHART, INDIANA • New York • Chicago

INFORM YOUR CLIENTS about the wiping out of maintenance costs, and the long, worry-free service they can expect from Adlake Windows. For complete data, drop us a post card today at 1102 North Michigan Avenue, Elkhart, Indiana. No obligation, of course.

**Furnishers of Windows
to the Transportation Industry
for over 30 years**



All Adlake double-hung windows carry this seal


 SPECIFICATION DH-A1
QUALITY
 MEMBER, ALUMINUM WINDOW MANUFACTURERS ASSOCIATION
 COPYRIGHT 1946 BY THE ALUMINUM WINDOW MANUFACTURERS ASSOCIATION

An equivalent of this window has been examined by PITTSBURGH TESTING LABORATORY, conforms in Materials, Construction, Strength of Sections and Air infiltration requirements to ALUMINUM WINDOW MANUFACTURERS ASSOCIATION Specification DH-A1

SPECIFICATION DH-A1
SEAL


**B
B
B**



Yes, good plastering requires observing the "Three B's": BASE, BODY, and BOND.

Without these plastering would not be what it is today and has been for centuries: the best, yet the most economical method for the interior finish of buildings. Indeed there is no substitute for a good plastering job, and, of course, the plasterer's good workmanship is of prime importance.

Equally important however, is the choice of the right materials. Therefore, in selecting a white finishing lime, remember Ohio Hydrate's twin brands: "Ohio White Finish" and "Hawk Spread".


They have long been accepted for their uniformly good quality by architects, builders, and discriminating plasterers, and continuously advertised in leading professional and trade journals.

Made with laboratory precision from rock quarried in the heart of the world's purest deposit of dolomitic limestone, they are always 99½% pure. They form an easy and cool working, far spreading putty.

Look for the red zigzag lines on every bag.



**THE OHIO
HYDRATE
& SUPPLY
COMPANY**
WOODVILLE
OHIO



J & C Units being
Tested in Laboratory.



PROVES PERFORMANCE

PRECISE MEASUREMENT . . . Of exact static pressure drop across each J & C unit and proper blower size for each J & C Model.

EXHAUSTIVE TESTS . . . of J & C units provide installation engineers with the data needed for correct installations.

ONLY IN THE LABORATORY . . . may technicians definitely establish:

Correct Pressure Loss Measurements
Proper Temperature Rise
Accurate Flue Gas analysis
Known Heat Transfer

NO GUESSWORK . . . The J & C laboratory, working for you, permits accurate installations because performance capabilities are precisely determined.

THE COMPLETE LINE . . . COMPLETELY PROVEN

J & C, America's largest and most complete Warm Air Heating Line, offers over 100 types and sizes with outputs from 3,800,000 down to 100,000 Btu in the Famous Tubular Series . . . other models down to 52,500 Btu. Exact engineering plus endless testing provide the J & C features that give you an "edge" when you specify or install J & C.

A PRODUCT OF
JACKSON & CHURCH COMPANY, SAGINAW, MICHIGAN

Light Conditioning For Sale!

A well-known architect recently said:

"Ideas spread slowly but surely. Just as people are prone to pass up retail establishments that are not air-conditioned, in the same manner they are passing up places that are not well lighted, shall we say, light conditioned."

The principle holds true for any lighting installation — and our prime concern is to work with architects who believe in *light conditioning*. If you are one, please talk for ten minutes with a SOLARLITE engineer and learn how helpful he can be.




FREE—a complete illustrated portfolio of successful *light conditioning* by SOLARLITE . . . in stores, schools, banks, offices, etc. Write for your personal copy today.

Solar Light Manufacturing Co.
1357 South Jefferson Street, Chicago 7, Ill.


Heat, Ventilate and Air-Condition with...

MULTI-VENT

The Only Air
Diffusion
System You
Can't Feel
Can't Hear
Can't See



Multi-Vent panels completely concealed by metal acoustical ceiling in Ford Motor Co. offices, TERRACE PLAZA HOTEL BUILDING, Cincinnati. Architects, Skidmore, Owings & Merrill, N.Y.C. Contractor, Frank Messers & Sons, Cincinnati. Consulting engineer, Jaros, Baum & Bolls, N.Y.C. Air conditioning contractor, Carrier Corp. Owner, Thomas Emery's Sons, Inc.



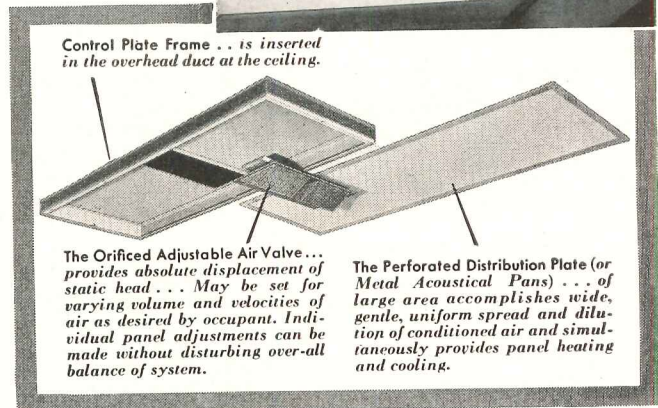
A Multi-Vent Panel exposed by removal of six acoustical pans.

MULTI-VENT is the only air diffusion system you can't feel because *only* Multi-Vent's exclusively patented total displacement valve and large perforated distribution plate can provide the very low velocity and widespread air delivery necessary to completely eliminate drafts and the subtle, annoying sensations of draft, i. e. uneven room temperatures.

MULTI-VENT is an air diffusion system you can't hear, because Multi-Vent's recommended duct velocities and air volume requirements are so low that no audible friction noise is generated by the entering air. In addition, the sound absorption qualities of the perforated distribution plates actually reduces the noise level in any room.

MULTI-VENT is the only air diffusion system you can't see, because only Multi-Vent can be completely concealed above the square perforated pans in a *metal* acoustical ceiling. Multi-Vent panels can also be lined up with the creases in *fiber* acoustical ceilings for almost complete concealment. In all other types of installation, with exposed or concealed ducts, Multi-Vent panels are less conspicuous than diffusers of any other make.

MULTI-VENT, moreover, is by far the most *effective* and *efficient* air diffuser on the market today! Accurate tests show that Multi-Vent's low velocity air delivery makes possible the use of much



Control Plate Frame . . . is inserted in the overhead duct at the ceiling.

The Orificed Adjustable Air Valve . . . provides absolute displacement of static head . . . May be set for varying volume and velocities of air as desired by occupant. Individual panel adjustments can be made without disturbing over-all balance of system.

The Perforated Distribution Plate (or Metal Acoustical Pans) . . . of large area accomplishes wide, gentle, uniform spread and dilution of conditioned air and simultaneously provides panel heating and cooling.

SIMPLE TO INSTALL • QUICK TO BALANCE • EASY TO CLEAN

higher diffusion temperature differences without affecting the room occupants' comfort. This in turn greatly reduces the air volume usually required to take care of a given load . . . thereby not only making possible substantial reductions in the tonnage of the basic air conditioning equipment, but also adding greatly to the comfort factor. The result is truly superb comfort. *No drafts . . . no sound of rushing air . . . no protruding ventilating fixtures.* Write for Bulletin for complete information and specifications.




THE PYLE-NATIONAL COMPANY

MULTI-VENT DIVISION—1375 WEST 37th STREET, CHICAGO 9, ILLINOIS

Offices: New York • Philadelphia • Baltimore • Washington, D. C. • Cleveland • Cincinnati • Columbus, Ohio • Detroit • St. Louis
Kansas City • Omaha • Minneapolis • Denver • Salt Lake City • San Francisco • Greensboro, N. C. • Grand Rapids, Mich. • Winter Park, Fla.
Canadian Agent: F. W. Chambers and Co., Ltd., West Toronto 5



CONDUIT FITTINGS • PLUGS and RECEPTACLES • TURBO-GENERATORS • LOCOMOTIVE HEADLIGHTS • FLOODLIGHTS


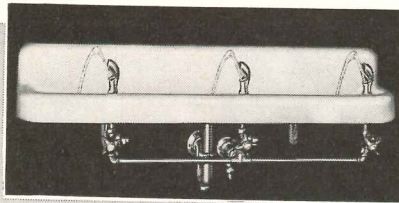



Halsey Taylor DRINKING FOUNTAINS

Whether it's public buildings, schools, warehouses, industrial plants, churches, hospitals . . . in fact, in any edifice where people gather . . . Halsey Taylor Drinking Fountains meet the need for health protection! Their many distinctive sanitary features make these modern fountains the specification for '49.



THE HALSEY W. TAYLOR CO. WARREN, O.




A-1

THE "GUIDE" IS

Colorific!

Pale shades, dark shades, the "in-between" shades that are so hard to find . . . all are attractively presented for easy selection in the MOLETA COLOR GUIDE.

150 beautiful colors are displayed in the COLOR GUIDE. Each tint is shown on a large page (9" x 15") . . . distinctly shown in finished, right-on-the-wall effect. The correct mixing formula is given on the reverse of each page.



Write for your copy of the MOLETA COLOR GUIDE—\$5, delivered anywhere in the U. S. A.


MONROE, LEDERER AND TAUSSIG, INC.
606 N. American St., Phila. 23, Pa.

Moleta

ARCHITECTURAL FLAT OIL PAINT
The Truly Washable Paint

TRUE DIFFUSION

with the New **HONEYWELL**
AIR DIFFUSION **REGISTER**






SIX Important New Features!

1. Smart new functional design
2. No streaks on walls and ceilings
3. Installation costs drastically cut
4. Balancing becomes quick one man job
5. Branch quadrants eliminated
6. Manual shut-off aids fuel saving

MINNEAPOLIS-HONEYWELL REGULATOR CO.

2600 FOURTH AVENUE SOUTH • MINNEAPOLIS 8, MINN.



A. I. A. File No. 12-C


ONE METAL ROOF

for the life of your building



FREE TO ARCHITECTS—
A BRAND NEW BOOKLET
PACKED WITH HELPFUL ROOFING DATA FOR YOUR CLIENTS

- INSTITUTIONS
- FACTORY BUILDINGS
- OFFICE BUILDINGS
- CHURCHES
- PUBLIC BUILDINGS
- PRIVATE HOMES



- 24 pages — especially designed to help you educate clients on the importance of a good roof
- Tells complete, convincing story in non-technical words
- Free copies for your clients

Here's a booklet that you can put in a client's hands — and know he'll understand every word of it.

ONE METAL ROOF for the life of your building starts from scratch — assumes nothing. It discusses the destructive effect on roofs of smoke, fumes and other corrosive agents common to industrial centers. It reviews the characteristics required for a lasting roof, gets across the point that corrosion resistance, expansions rates, strength, stiffness, hardness and resistance to fatigue are all vitally necessary qualities. It tells how Monel* Roofing Sheet provides these qualities.

The text is short, fast-moving. And there are plenty of photographs, sketches and diagrams to carry your clients through the whole 24 pages.

Some of the nation's notable Monel-roofed buildings are pictured. Described, too, is the present condition of the roofs, some of them 35 to 40 years old.

That's not all. There's full, non-technical data on the new, soft-temper Monel Roofing Sheet, the sheet designed to overcome severe roofing conditions. There's even an actual sample of this roofing sheet for your clients to examine and test.

Inco wants you to have this booklet — as many copies as you can use — because we think it will help you. There is no cost or obligation involved. Write now, using the coupon below — or your own letterhead, if you prefer. But send for your copies of **ONE METAL ROOF** today. You'll be glad you did.

MONEL* . . . For the Life of Your Building

CLIP AND MAIL TO INCO

THE INTERNATIONAL NICKEL COMPANY, INC.
67 Wall Street, New York 5, N. Y.

Sounds logical—a simple, direct roofing guide that clients can understand is bound to be helpful. Without obligation, please send..... copies of **ONE METAL ROOF for the life of your building** to:

Name.....

Firm.....

Address.....

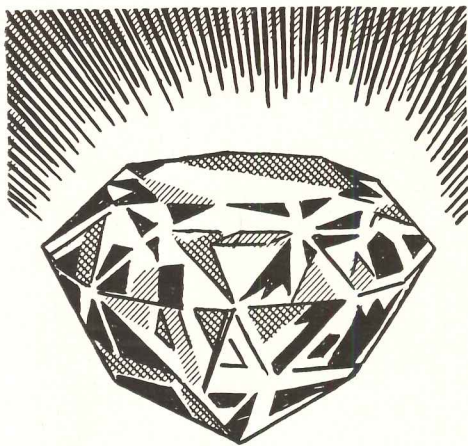
City..... Zone..... State.....

AR-1-49

EMBLEM OF SERVICE




THE INTERNATIONAL NICKEL COMPANY, INC.
67 Wall Street, New York 5, N. Y. *Reg. U.S. Pat. Off.



Flawless

THE FAMOUS CULLINAN DIAMOND

★ The world has never seen its equal, matchless in beauty and quality and like the Cullinan Diamond, Hillyard kept floors are overwhelming in their beauty, cleanliness and sparkle . . . kept that way by the matchless quality of Hillyard Floor Treatments, Maintenance Products and Floor Machines. A product for every type of floor, every type of building.



★ The Hiltonian "Loyboy" — twin-brush, scrubbing, polishing, waxing and steel wooling machine. Underslung, exclusive patented features, adjustable spring handle, adjustable wheels. Interlocking and interchangeable brushes. Three sizes — 16", 19" and 22". Co-ordinated speed, power and weight.

★ Hillyards have a Nation-wide Organization of Floor Treatment "Maintainers," there is one in your vicinity. His advice and recommendations are given at no obligation. Call, write or wire him today for his help.




FREE ON REQUEST



HILLYARD SALES COMPANIES

470 Alabama St. San Francisco 10, Calif. DISTRIBUTORS HILLYARD CHEMICAL CO. ST. JOSEPH, MO. BRANCHES IN PRINCIPAL CITIES 1947 Broadway New York, N. Y.



THE SIMPLEST, MOST EFFICIENT, AND EASIEST TO MAINTAIN FLUSH-OMETER ASSEMBLY—with full protection against back-siphonage and resulting water contamination.

At all leading Supply Houses

PROGRESS Says "DELANY FLUSH VALVES"

SINCE 1879
Coyne & Delany Co.
BROOKLYN N.Y.
FLUSH VALVES · VACUUM BREAKERS · PLUMBING SPECIALTIES

IN CANADA: THE JAMES ROBERTSON COMPANY, LIMITED · MONTREAL · TORONTO · ST. JOHN, N. B.

What's Your Heating Problem


If it's **RADIANT HEATING**

Burnham has the answer in **BASE-RAY*** Radiant Baseboards — radiant heating at its best.




If it's **EFFICIENT RADIATORS**

Burnham has the answer in its Modern Space Saving Slenderized and Radiant Radiators.



If it's **FUEL-SAVING BOILERS**

Burnham has the answer in its full line of efficient Boilers for Coal, Oil, Gas and Stoker firing.





Send for **FREE Catalog No. 80**


*Reg. U. S. Pat. Off.

Burnham Corporation
"PIONEERS OF RADIANT BASEBOARD HEATING"
Irvington, N. Y.

Erection of Solid Partitions Simplified...



Ceiling Runner




Floor Runner

New MILCOR System

... provides two versatile combinations of partition members

1. 3/4" Cold-Rolled Channels with Ceiling Runner and Floor Runner
2. 3/4" Cold-Rolled Channels with Ceiling Runner, Floor Clips, and Metal Base

Typical Floor Clip
and Metal Base



No. 665
Metal Base



"D" Clip
Double Base
Type

It takes less time to erect steel for solid partitions, with this new Milcor system.

Ceiling and floor runners, or floor clips, are attached with stub nails, anchor bolts, or Rawl Drives. Special slotted design of runners permits channel studs to slip quickly into place.

The channel studs run from floor to ceiling, supporting the metal lath which functions as a plaster base. The metal lath reinforces the partition in all directions.

Where floor clips and metal base are used in place of floor runners in this Milcor System, the metal base acts as plaster grounds and

eliminates the need for base screed.

This new development now makes it more practical than ever to give your client the advantages of a 2-inch solid partition: resistance to physical impact, fire, wind, water, sound, and vibration.

The same units used to build Milcor Solid Partitions also improve the mechanical efficiency of installing free-standing furring walls.

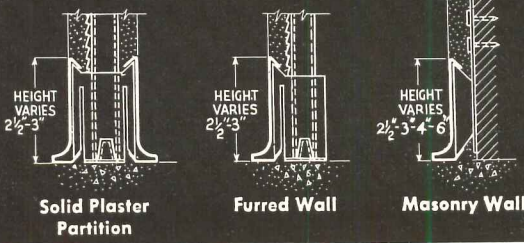
Consult the Milcor Manual in Sweet's Architectural File, for helpful information on the new Milcor Solid Partition System and the complete Milcor line of steel building products. Write today for latest bulletin on Milcor Solid Partitions.

INLAND STEEL PRODUCTS COMPANY

FORMERLY MILCOR  STEEL COMPANY

MILWAUKEE 1, WISCONSIN

Baltimore 24, Md. • Buffalo 11, N. Y. • Chicago 9, Ill. • Cincinnati 25, Ohio
 Cleveland 14, Ohio • Detroit 2, Mich. • Kansas City 8, Mo.
 Los Angeles 23, Calif. • New York City 22, N. Y. • Rochester 9, N. Y.
 St. Louis 10, Mo.



Solid Plaster
Partition

Furred Wall

Masonry Wall



Air Conditioned with Frick Refrigeration

Three "New Eclipse" Compressors provide 117 tons of refrigeration for air conditioning the restaurants of The Brass Rail, at 521 Fifth Avenue, New York. The installation, with its excellent results, is a credit to Armo Cooling and Ventilating Co., New York Distributors of Frick air conditioning equipment.



The Dining and Grille Rooms Seat 850 People




The Fifth Ave. Restaurant of The Brass Rail Chain


When YOU want dependable refrigerating, ice-making, or air conditioning equipment, contact your nearest Frick Branch Office or Distributor; they're in principal cities everywhere; or write, wire, phone, or visit



Two of Three Frick "New Eclipse" Machines at The Brass Rail



Keep up-to-date on SPECIAL CEMENTS for special purposes



Medusa Special Cements are designed to produce better work on certain construction. As an architect, you will want to know about these Special Cements and the work they perform. Check the literature in which you are interested, attach this advertisement to your letterhead and send it in.

- A Guide To Finer Stucco
- How to Waterproof Concrete, Stucco and Masonry
- "Medco" High-Early Strength Cement
- A Discussion on Integral Waterproofing
- The Beauty of Terrazzo
- Medusa Stone-T for Permanent Wall Beauty
- How to Choose a Better Masonry Cement
- Medusa Air-Entraining Cement

MEDUSA

PORTLAND CEMENT CO.

1015 Midland Bldg. Cleveland 15, Ohio

FIFTY-SIX YEARS OF CONCRETE PROGRESS

Also made by Medusa Products Company of Canada, Ltd., Paris, Ont.

NEW HAWS Catalog!


SEND FOR YOUR FREE COPY TODAY



The new HAWS Catalog

... showing the complete line of sanitary drinking fountains of all types, electric water coolers, faucets and accessories is now available!

Write today for your copy. You can be sure of complete customer satisfaction when you specify and insist on...



HAWS ELECTRIC WATER COOLERS
SANITARY DRINKING FOUNTAINS
HAWS DRINKING FAUCET CO.
1441 FOURTH STREET (Since 1909) BERKELEY 10, CALIFORNIA
Agents and Sales Representatives in All Principal Cities

NATIONAL HEATING PRODUCTS

All Sizes . . . For All Budgets

See our complete line at Booth Nos. 106 and 108


9th INTERNATIONAL HEATING & VENTILATING EXPOSITION, January 24-28, 1949

NATIONAL CAST IRON HEAT EXTRACTORS


The features your customers want most—economical heating, long, efficient service, smart appearance, easy convertibility to any fuel—are the engineered results of over seven years of intensive research.



"100" SERIES. Smart and compact for small home installation in kitchens, basements or utility rooms.




"200" SERIES. Big boiler performance for homes of medium size and some commercial installations.




"300" SERIES. For larger homes, small apartments and various commercial installations where more heat is needed.

"400" SERIES. Designed for very large installations where plenty of heat is required to serve many purposes.




NATIONAL STEEL BOILERS

Their economy of first cost . . . installation . . . operation . . . and upkeep offers outstanding value for residential and commercial heating. Construction and performance meet or exceed all requirements of recognized authorities and codes.



18" and 23" Series Steel Boilers are available in 5 sizes with oil or gas firing for small and medium size residential installations.

For larger homes, smaller apartments and small commercial buildings, 26", 29" and 39" Series Steel Boilers are designed for oil, stoker or gas firing.



And for still larger heating jobs, 16 sizes of Commercial Steel Boilers, designed for hand, stoker or oil firing, and ranging to 35,000 square feet of steam radiation, carry on the tradition of National engineering excellence.

. . . Everything you need!

No matter what size or type of building, there is NATIONAL equipment to heat it adequately, correctly. NATIONAL Oil Heating Units in cast iron or steel, Gas Boilers, Unit Heaters, Art Radiators, Aero Convectors or Fin-Tube Convectors, all carry the

well known symbol of superiority—the NRC trademark.

For complete information call your nearest NRC district office or write to The National Radiator Company, 221 Central Avenue, Johnstown, Pa.




THE NATIONAL RADIATOR COMPANY

JOHNSTOWN, PENNSYLVANIA

3-WAY PROTECTION

For This Vital 20%



SAFEGUARD

your clients' building investment with
CZC - pressure-treated wood

(Chromated Zinc Chloride)

You can make the "vulnerable 20%" of a frame house last indefinitely by specifying wood treated with Du Pont Chromated Zinc Chloride. This means *building for permanence* . . . years of additional service for the entire structure . . . a minimum of replacement and maintenance costs. Wood treated with CZC (Chromated Zinc Chloride) gives 3-way protection because it:

- 1. RESISTS DECAY**—Prevents growth of fungi which cause decay, even in buildings with high humidities.
- 2. REPELS TERMITES**—Termites will not attack wood treated with Du Pont CZC (Chromated Zinc Chloride).
- 3. RETARDS FIRE**—Is difficult to ignite . . . gives added safety to any wooden structure.

Wood treated with Du Pont CZC (Chromated Zinc Chloride) is clean, odorless, paintable and safe to handle.

Write today for full details. Address Du Pont, Grasselli Chemicals Dept., Wilmington 98, Delaware.

Specify **WOOD TREATED WITH**
DU PONT CZC
(Chromated Zinc Chloride)



REG. U.S. PAT. OFF.

BETTER THINGS FOR BETTER LIVING
... THROUGH CHEMISTRY

DESIGNED TO STAY CLEANER LONGER



LP-20

Available in
Black or White

- **OPEN FRONT AND BACK DESIGN** . . . cuts cleaning time to a minimum. No germ collecting crevices . . . always sanitary.
- **SELF-RAISING** . . . seat remains upright when not in use with bowl serving as urinal. Seat stays clean and dry.
- **DURABLE** . . . double strength plastic pads are shatter-proof, fire-proof. Assure long life . . . low maintenance.
- **SOLID PLASTIC** . . . strong and durable. Plastic covered hinge is moisture proof, dirt free.

WRITE NOW for catalog for full details on model LP-20 (illus.), model LP-40 with self-sustaining hinge, and a complete line of conventional models.

DEPT. AR.

THE SPERZEL COMPANY

All Sperzel Seats fit Standard Bowls

123 14th AVENUE S. • MINNEAPOLIS, MINN.



THE NEW 500 M.V. B-60 COMPLETELY SELF-CONTAINED AND SELF-OPERATING CONTROL SYSTEM ORIGINATED BY
General Controls
★10 years of proven performance.

For natural, manufactured or L.P. gases. For domestic, commercial and industrial applications. System consists of the B-60 pilot operated diaphragm type gas valve, the T-70 Series Snap-action Thermostat, which is scientifically correct in design, and the new improved ingenious PG-9 Pilot Generator which produces 450 to 500 millivolts of operating current, also safety control and main burner ignition.


FOR COMPLETE SPECIFICATIONS request new Catalog.

GENERAL CONTROLS
801 ALLEN AVENUE GLENDALE 1, CALIF.
FACTORY BRANCHES and DISTRIBUTORS
IN PRINCIPAL CITIES

Economics of ALLEGHENY METAL

Today's Subject:

STAINLESS STEEL Gutters and Downspouts



Research Results: If you want an installation that can not only outlast the house, but is also better-looking and actually cheaper than any other material, Stainless Steel Gutters and Downspouts are your choice. Compared with the widely-used Material B, the first cost of Allegheny Metal is 75% higher, but the first time "B" must be replaced—generally after ten to fifteen years—Allegheny Metal shows a 15% saving, and it never needs painting or re-painting. Compared with Material C, also widely-used, the cost of Allegheny Metal is 10% lower right at the start . . . and Stainless Steel weathers to a soft, pleasing gray—does not stain or discolor white siding or window trim.

Memo: To architects, builders, realtors, fabricators—and just plain Mr. Jones who wants a new or better house—remember that **ALLEGHENY METAL GUTTERS and DOWNSPOUTS** are best and cheapest in the long run!

Complete technical and fabricating data—engineering help, too—yours for the asking.

ALLEGHENY LUDLUM STEEL CORPORATION

The Nation's Leading Producer of Stainless Steel in All Forms



Pittsburgh, Penna. . . . Offices in Principal Cities

Allegheny Metal is stocked by all Jos. T. Ryerson & Son, Inc., Warehouses

royal jet-flow

outperforms heating units
costing three times
as much*



HENRY I. FLINN JR.

says: "The Royal Jet-Flow is doing a stupendous job . . . The unit has far exceeded our greatest expectations. We have had nothing but praise from each one of the 200 tenants . . ."

FOLMAR & FLINN
Operative Builders
Montgomery, Alabama



* Proved by tests conducted in America's Finest Independent Laboratory. Royal Jet-Flow uses jet principle and high outlet delivery to achieve a velocity of 300 feet per minute. Heats entire average size house with a minimum differential from room to room. Royal Jet-Flow costs only slightly more than a floor furnace - much less than forced air.

write today for complete information

royal heaters, inc.

1024 WESTMINSTER AVENUE
ALHAMBRA, CALIFORNIA

EMPLOYMENT OPPORTUNITIES AVAILABLE

Advertising rates on request

Positions Open

YOUNG EXPERT DELINEATOR & DESIGNER: Trained along modern trend of architecture. Must have design ability for renderings in any medium. Fine opportunity in exceptional modern office. Work consists of highest type of contemporary architecture. Submit samples of work and salary expected in first letter. Offices of M. J. DeAngelis, 42 East Avenue, Rochester, New York.

ARCHITECTURAL DRAFTSMAN: Large Ohio company with retail stores coast to coast has fine position for experienced man. Will make perspective drawings and original designs covering new buildings and alterations. Furnish complete record in first letter. Box 387, *Architectural Record*, 119 W. 40th St., New York 18.

ARCHITECTURAL DRAFTSMAN: Experienced in working drawings and details with firm specializing in school design in several states. Good opportunity for experience in other phases of office activities. Please state training and salary expected. Warren S. Holmes Company, Architects, 2200 Olds Tower, Lansing, Michigan.

EXPERIENCED ARCHITECTURAL DRAFTSMEN: Willing to apply themselves in handling all phases of architectural practice on churches, educational, commercial, and residential structures. State qualifications and references. Lundeen and Hilfinger, Architects and Engineers, Corn Belt Bank Building, Bloomington, Illinois.

WANTED: Architectural Draftsmen experienced in making working drawings and details. Please submit employment and experience record, samples of work, and monthly salary expected. Marr and Holman, Architects, 702 Stahlman Building, Nashville, Tennessee.

WANTED: Structural Engineers and Steel Draftsmen and Detailers. Please submit employment and experience record, samples of work, and monthly salary expected. Marr and Holman, Architects, 702 Stahlman Building, Nashville, Tennessee.

WANTED: Electrical Engineers who can design and make working drawings for interior lighting and power work for buildings and industrial plants. Please submit employment and experience record, samples of work, and monthly salary expected. Marr and Holman, Architects, 702 Stahlman Building, Nashville, Tennessee.

WANTED: Mechanical and Air Conditioning Engineers who can design and make working drawings for air conditioning, plumbing and heating for buildings and industrial plants. Please submit employment and experience record, samples of work, and monthly salary expected. Marr and Holman, Architects, 702 Stahlman Building, Nashville, Tennessee.

WANTED: Architectural draftsman experienced in school building construction, capable of making working drawings from preliminary sketches, also structural engineer familiar with structural steel and reinforced concrete design for school buildings. State qualifications, experience and salary expected. Milton E. Murphy, Architect for the Akron Board of Education, 70 North Broadway, Akron, Ohio.

ARCHITECTURAL DRAFTSMEN: Experienced in making working drawings and details. Schools and Hospitals. Location Kansas City. Submit full information regards training and experience and samples of work. State salary expected. All replies confidential. Box 390, *Architectural Record*, 119 W. 40th St., New York 18.

(Continued on page 196)

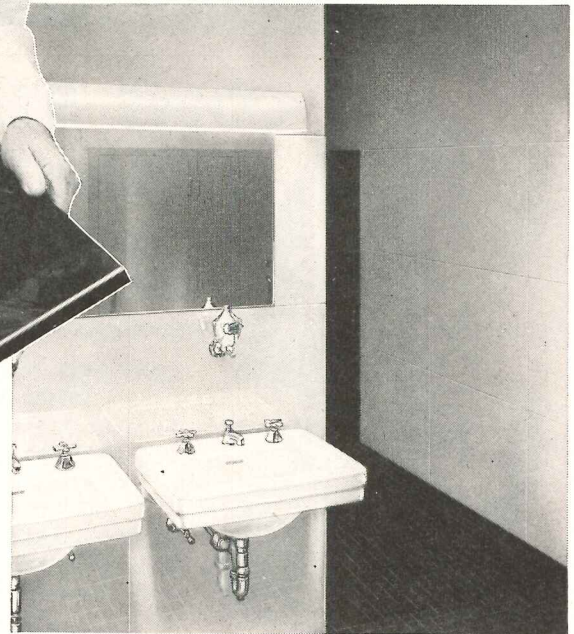
"MY ADVICE IS:

*design it with
Carrara Glass"*



And that's very sound advice. Because, when you design with Carrara Structural Glass, you have an adaptable and versatile medium. It's the result of extensive "Pittsburgh" research, aimed at helping to solve architectural problems by supplying material which will produce better jobs. Carrara offers you innumerable possibilities for original effects, through its beauty, appealing modernism, and many color combinations. It is a finely-machined product. It's as easy to handle as marble. It can be decorated by sand-blasting, fluting, shading, or painting for ornamental purposes. Joints are true and even. There is no lippage. It is free from warpage. It has a homogeneous structure. It is impervious to moisture, weather, chemicals, grease, pencil marks. It does not check, craze, fade nor stain. So, for positive assurance of lasting high quality; for the permanence of your creative ideas—design with Carrara, the quality structural glass.

Architects: Skidmore, Owings & Merrill,
New York, N. Y.



Carrara *the quality
structural glass*

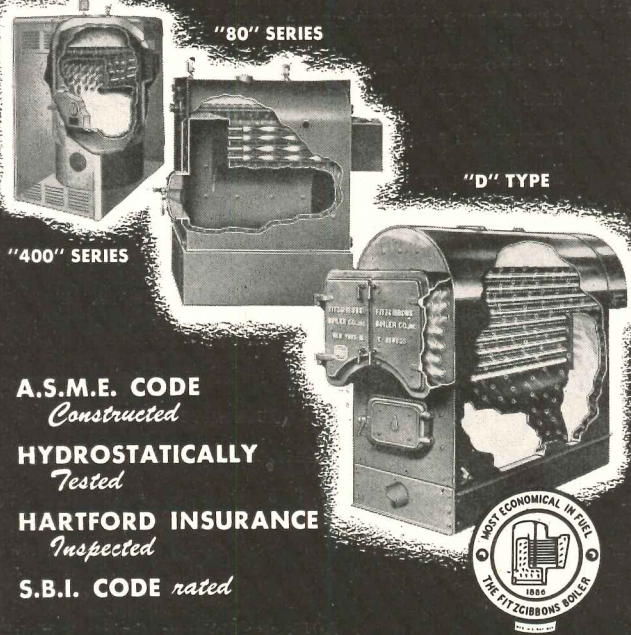


PAINTS • GLASS • CHEMICALS • BRUSHES • PLASTICS

PITTSBURGH PLATE GLASS COMPANY

FITZGIBBONS

For 63 years, the right name in
STEEL BOILER HEAT



Fitzgibbons Boiler Company, Inc. 101 PARK AVE. NEW YORK 17, N. Y.

EMPLOYMENT OPPORTUNITIES AVAILABLE

Advertising rates on request

(Continued from page 194)

SPECIFICATION WRITER: Particularly experienced in Schools, Hospitals and Public Work. Give full particulars of education and experience, and submit samples of work. State salary expected. All replies confidential. Box 391, *Architectural Record*, 119 W. 40th St., New York 18.

Positions Sought

ARCHITECTURAL-DESIGNER-DRAFTSMAN: Unusually fine record. Sketches, complete working drawings, details. Commercial, municipal, residential. Schools, hospitals, theatres, churches. Perspectives, color work. Fixtures, Interiors. Dependable, Unencumbered. Box 385, *Architectural Record*, 119 W. 40th St., New York 18.

PROJECT ENGINEER: Heating, Ventilating, Air Conditioning, Plumbing, Wiring and related mechanical and electrical equipment of buildings of all classes. Preliminary studies and reports, contract drawings and specifications on a free-lance basis. Box 388, *Architectural Record*, 119 W. 40th St., New York 18.

ARCHITECT: Desires association that offers partnership possibilities. Thoroughly experienced with design and complete working drawings for: Schools, College buildings, Theatres, Churches, Commercial, Industrial and Public Buildings, Hospitals, Hotels, Housing, Apartment buildings, Banks and office buildings. Box 386, *Architectural Record*, 119 W. 40th St., New York 18.

ARCHITECT & ENGINEER: Registered, 15 yrs. experience on industrial, commercial, institutional buildings in U. S. and abroad. Can handle all phases of work including supervision. Willing to travel. Excellent references. Box 384, *Architectural Record*, 119 W. 40th St., New York 18.

ARCHITECT: N.C.A.R.B., expert on Industrial Buildings, Plant Sites, Industrial Housing, Military Planning; from inception to completion, including high level client relationships. Will consider proposals from Established Engineer, Architectural and Industrial Organizations. Minimum Compensation Five Figures. Box 389, *Architectural Record*, 119 W. 40th St., New York 18.

Prefabrication in Building

by RICHARD SHEPPARD, F.R.I.B.A.

This book examines the development of prefabrication in England, America and elsewhere, and analyzes in detail the various systems — some commercial and some merely experimental — which have so far been used. It considers the important relationship between prefabrication and the industrial and economic background in various countries and outlines the changes that prefabrication is bringing about in building procedure.

No builder or architect who is seeking ways to economize on house construction can afford to miss this valuable guide — 148 pages printed in large clear type on heavy coated paper, well indexed and illustrated with 163 excellent photographs and diagrams. \$5.50 per copy.

Book Department, *Architectural Record*
119 West 40th Street, New York 18, N. Y.

I enclose \$..... Send me..... copy(s) of "PREFABRICATION IN BUILDING," by Richard Sheppard at \$5.50 per copy. (Add 2% Sales Tax for New York City delivery — \$5.61 in all)

Name.....
Address.....
City.....Zone.....State.....

LONE STAR CEMENTS

COVER EVERY
CONSTRUCTION NEED



LONE STAR PORTLAND CEMENT

for concrete of outstanding quality in all types of construction

'INCOR' 24-HOUR CEMENT
America's FIRST high early strength Portland Cement — saves time, cuts costs

LONE STAR MASONRY CEMENT

The modern masonry cement, for really great job performance

*Reg. U. S. Pat. Off.

LONE STAR CEMENT CORPORATION

Offices: Albany • Birmingham • Boston • Chicago • Dallas • Houston
Indianapolis • Jackson, Miss. • Kansas City, Mo. • New Orleans • New York
Norfolk • Philadelphia • St. Louis • Washington, D. C.

Announcing... A New Store Book

Ben Schnall Photo

"Planning Stores That Pay"

by Dr. Louis Parnes, A.I.A.

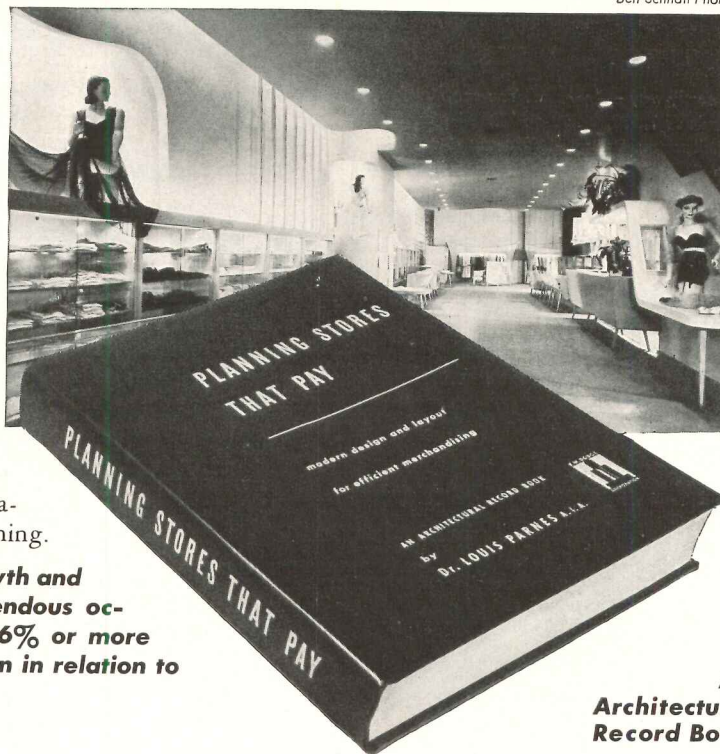
for

Architects and Store Designers,
Department and Chain Store
Administrators

"The great majority of department stores today are not making the most efficient use of their space,"

says Dr. Louis Parnes," international authority on store planning.

"This is due to haphazard growth and bad planning . . . The tremendous occupancy costs, which absorb 6% or more of gross sales, can be cut down in relation to sales by good design."



**An
Architectural
Record Book**

In his new comprehensive study "Planning Stores that Pay," Dr. Parnes demonstrates the amazing degree to which architecture — as expressed in counter lengths, traffic flow, etc. — speeds and increases retail sales, not only for department stores but for specialty and chain stores. Point by point he conducts a tour of the store to illustrate the right and wrong aspects of profit-making design. He shows how to compute such diverse factors as, say, the ideal width of show windows and the optimum number of chairs in a shoe department.

With more than 500 illustrations, he explores every detail of the store and its arrangements — entrances, arcades, show windows, transportation systems, furniture and fixtures, receiving and shipping facilities, floor and department layouts, display arrangement and lighting, and all the hundreds of items that go to make up a modern merchandising machine. Everything is calculated from the viewpoint of efficiency, and the contribution of each part of the store to the process of selling goods profitably is the criterion of its recommended design. Diagrams, charts and scale drawings, from hundreds of leading stores and from the works of America's greatest store architects, prove each point graphically.

Why Every Department Store — Old or New — Now Needs an Architect's Service

Composite statistics of department store income and expense have long been put to invaluable use in stepping up store efficiency. Dr. Parnes shows how they also can be used as a precise basis for designs that automatically enhance sales . . . and reveals the enormous potential profits thus available. The first store to be thus fully engineered will have extraordinary advantages! *But meanwhile every department store in the country can begin at once to plan its architectural transformation.*

A Basic Textbook on Store Architecture

"Planning Stores That Pay" is a book of basic principles, but specific ideas flow from its pages in rapid succession. A single chapter has enough suggestions to launch a number of long-term projects in store layout, equipment,

etc. Any department store administrator can see that it will pay him to call in private architects for immediate replanning, and that such replanning may well pay for itself a hundred times over.

Department stores have exhausted great resources of effort and ingenuity to maintain their life-line margin of profit. The fact that "Planning Stores That Pay" suddenly injects into this situation sensational new weapons for combatting competition makes this an extremely valuable, if not indispensable, book for architects and store administrators. With it they can speak each other's language, work together, and make the most of today's great opportunities.

Order Your Copy Now

"Planning Stores That Pay" is now available to you at the price of \$15 per copy. But because the demand for this book is exceeding even the most sanguine expectations, the initial printing may soon be exhausted. Therefore, to make sure of your copy of this new, basic text on advanced store design and planning, order your copy now.

Use the convenient coupon at the right. The book will be sent promptly on receipt of your order . . . postpaid.

Over 500 photographs and diagrams of floor plans, store fronts and interiors.

Features 112 stores and shops . . . the work of more than 60 architects and designers.

300 pages; 8 $\frac{1}{4}$ x 11 $\frac{1}{4}$; heavy, durable, cloth binding; 80 lb. coated stock; Detailed Table of Contents; Comprehensive Index.

TABLE OF CONTENTS

1. Introductory Survey
2. City Planning Considerations
3. The Selling Zone
4. The Customers' Zone
5. The Merchandise Zone
6. The Show Window
7. The Personnel Zone
8. Interior Lighting
9. Circulation and Transportation
10. Scientific Surveys and Data

CONTENTS OF A TYPICAL CHAPTER

To indicate how logically and thoroughly this book deals with its subject, here are the section headings of a single chapter (Chapter 3, entitled "The Selling Zone"):

Space Organization. Coordination and Arrangement of Central Sales Areas. Relative Size of Departments. Circulation on Selling Floors: Aisle Layout; Aisle Densities; Equipment Layout. Fixture Specifications. Self-Service Equipment. Flexible and Standardized Equipment. Service Stations. Interior Display. Interior Column Spacing. Productivity, Efficiency, and Equipment Layout. Special Sales Rooms. New Trends in Basements. Main Floor Layout.

A few of the architects

and firms whose works are discussed are:
Carson & Lundin
Morris Lapidus
Shreve, Lamb & Harmon
Kenneth Franzheim
Fred N. Severud
Harry Devine
William Lescaze
H. Roy Kelley
John S. Redden
Albert C. Martin
John M. Hatton
Morris Ketchum, Jr.
Ernest J. Kump
Stiles O. Clemens

BOOK DEPARTMENT, ARCHITECTURAL RECORD
119 West 40th Street, New York 18, N. Y.

Enclosed is \$..... for..... copy(s) of "Planning Stores That Pay," by Dr. Louis Parnes, A.I.A., at the price of \$15 per copy. For N. Y. C. add 2% sales tax.


Name.....

Address.....


City..... Zone..... State.....

NEW! Low Cost Light Duty ELECTRIC ELEVATORS

Why handle freight the slow, costly way — by hand! You can now handle light freight *electrically* in loads of 1,500, 2,000 and 2,500 pounds with the new Otis Self-Supporting Elevator. Designed for a maximum rise of 35'-0" it is suitable for any 2 or 3 story commercial or institutional building. It is inexpensive to install because its self-supporting design requires no penthouse, no overhead supports, no building reinforcing. OTIS ELEVATOR COMPANY, 260 11TH AVE., NEW YORK 1, N. Y.



Write for
Bulletin B-720-F.



Photograph taken with deflection vanes less than a half inch behind ornamental grille shows that vanes are not noticeable.

Beauty + Efficiency IN AIR-CONDITIONING GRILLES


The BULATOR*, recently developed by Hendrick, is the first practical combination of an ornamental grille that harmonizes with the architect's decorative scheme, and a deflecting vane grille that gives the air throw and spread specified by the engineer. A wide selection of Hendrick ornamental grilles, with ample open area for this combination, is available. Write for full information.

*Beauty + Ventilator



Perforated Metals
Perforated Metal Screens
Architectural Grilles
Mitco Open Steel Flooring,
"Shur-Site" Treads and
Armorgrids

HENDRICK
Manufacturing Company
38 DUNDAFF STREET, CARBONDALE, PA.
Sales Offices in Principal Cities



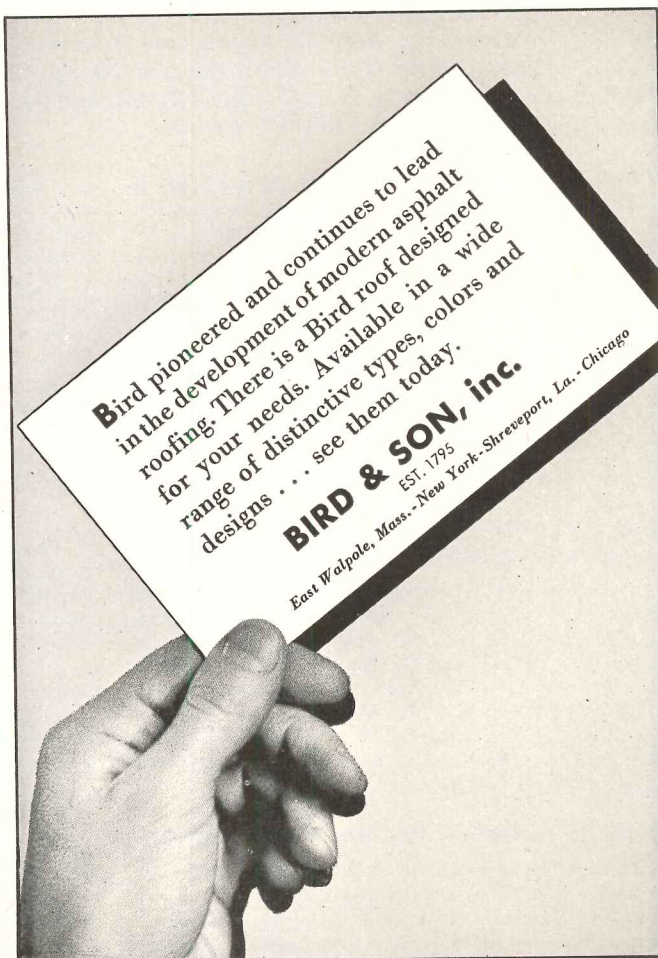
CUTLER U. S. MAIL CHUTES

More than 65 years of experience in meeting Architects' wishes, under Post Office Department Regulations, is yours when you specify a Cutler Mail Chute.

Catalog
in
Sweets

ESTABLISHED 1883

Cutler Mail Chute Co
ROCHESTER 7, N. Y.



Bird pioneered and continues to lead in the development of modern asphalt roofing. There is a Bird roof designed for your needs. Available in a wide range of distinctive types, colors and designs . . . see them today.

BIRD & SON, inc.
EST. 1795

East W alpole, Mass. - New York - Shreveport, La. - Chicago

HOLLOW METAL

5 ACRES OF ONE-FLOOR FACTORY
designed for straight line, efficient production




As specialists in the fabrication of bronze, aluminum, steel and stainless steel, we offer our services wherever hollow metal doors, interior trim, elevator enclosures, cold rolled mouldings and metals specialties are required.

JAMESTOWN METAL CORPORATION

104 Blackstone Avenue

Jamestown, N. Y.



**SPECIFY
BURT
MONOVENT
CONTINUOUS
RIDGE
VENTILATORS
FOR
EFFICIENT
ECONOMICAL
PERFORMANCE**

If you are not familiar with the Burt Monovent, by all means check Sweet's or write for detail and catalog sheets today. One of the most efficient designs in modern ventilators, the Monovent is trouble-proof, requires almost no maintenance and will install on any type roof. Proven in hundreds of industrial installations ranging from 1 foot to 1000 feet.

THE BURT MFG. CO.

ROOF VENTILATORS • OIL FILTERS
EXHAUST HEADS

909 S. HIGH ST., AKRON 11, OHIO

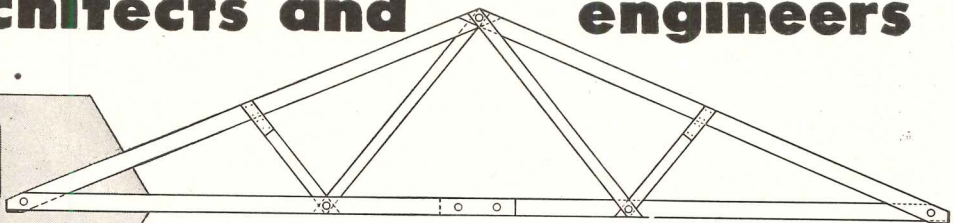
SEND FOR CATALOGS

Burt Engineers
are glad to
help on plans

FREE to architects and engineers
typical designs for . . .

TECO

TRUSSED RAFTERS



**Save up to 31% on materials—
eliminate interior bearing walls—
on single or multiple dwelling units**


By transferring the entire roof and ceiling load to the outside walls, clear span Teco Trussed Rafters eliminate the need for interior bearing walls, thus permitting complete flexibility of floor plan, both during construction and after completion.

Fabricated from only 4 basic members, either at a central location or on the job, Teco Trussed Rafters speed construction by permitting the builder to get the entire job under roof faster.

Extra strength is insured with Teco Split Ring Connectors in the rafter joints with Teco Trip-L-Grip Framing Anchors to tie 'em down.

Mail the coupon today for complete, typical designs for Teco Trussed Rafters in spans up to 32'. See for yourself how Teco Trussed Rafters can save up to 31% on materials—also give great labor savings.

Over 10,000 housing units have been built or are under construction utilizing Teco Trussed Rafters.



TIMBER ENGINEERING COMPANY

1319 18th St., N. W., Washington 6, D. C.

Gentlemen:

Please send me a typical design on Teco Trussed Rafters for a 20' to 32' span, (check one)

4" in 12" roof slope

6" in 12" roof slope

5" in 12" roof slope

7" in 12" roof slope

Company Name _____

Address _____

Your Name _____

Check here for a copy of "Modern Home Planning".

INDEX TO ADVERTISEMENTS

MANUFACTURERS' PRE-FILED CATALOGS
Symbols "a", "b", and "e" indicate that catalogs
of firms so marked are available in Sweet's Files
as follows:

a—Sweet's File, Architectural, 1948
b—Sweet's File for Builders, 1948
e—Sweet's File, Engineering, 1948

b Accurate Metal Weatherstrip Co., Inc.....	152	General Aniline & Film Corp.....	1	Onan, D. W. & Sons, Inc.....	164
abe Adam, Frank Electric Co.....	41	General Controls.....	192	ae Owens-Corning Fiberglas Corp.....	130
a Adams & Westlake Company.....	183	a General Portland Cement Co.....	40	Ozalid Products Division.....	1
Aerofin Corporation.....	54	a Georgia Marble Company.....	132	a Petroleum Heat & Power Company.....	174
Alan Wood Steel Company.....	136	a Grasselli Chemicals Department.....	192	abe Pittsburgh Plate Glass Company.....	149-195
Allegheny Ludlum Steel Corporation.....	193	abe Great Lakes Steel Corporation.....	52-53	a Pittsburgh Reflector Company.....	47
ae Aluminum Company of America.....	39	Guth, Edwin F. Company.....	18	ae Pittsburgh Steel Products Co.....	23
ab Aluminum Window Manufacturers Association.....	180	a Hart & Hegeman Division.....	137	a Powers Regulator Company.....	145
ae American Abrasives Metals Co.....	48	Haws Drinking Faucet Co.....	190	Pyle-National Company.....	185
a American Brass Company.....	64	ae Hendrick Manufacturing Co.....	198	a Radio Corporation of America.....	176
American Steel & Wire Company.....	59	a Herring-Hall Marvin Safe Co.....	172	a Republic Steel Corporation.....	21
a American Tile & Rubber Co.....	150	a Hillyard Sales Companies.....	188	abe Revere Copper & Brass, Inc.....	168
ae Anaconda Copper Mining Co.....	64	Holophane Company, Inc.....	161	ab Reynolds Metals Company.....	17
Anthracite Institute.....	166	a Horn Brothers Co.....	144	ab Richmond Radiator Company.....	17
Armco Steel Corporation.....	9	ab Hunter Fan & Ventilating Co., Inc.....	19	a Roddis Plywood Corporation.....	42
ae Armstrong Cork Company.....	48-49	a Imperial Brass Mfg.....	6	a Rotary Lift Co.....	180
a Arrow-Hart & Hegeman Electric Co.....	137	a Inland Steel Products Co.....	189	Royal Heaters, Inc.....	194
Asphalt Roofing Industry Bureau.....	55	In-Sink-Erator Mfg. Co.....	164	ae Ruberoid Co.....	66
Associated General Contractors of America.....	63	ab Insulite Division.....	11	Rust-Oleum Corporation.....	30
a Bethlehem Steel Company.....	50	International Nickel Company, Inc.....	187	a Sanyometal Products Co., Inc.....	141
Bergen Cabinet Co.....	140	a Jackson & Church Co.....	184	Sarcotherm Controls, Inc.....	43
Better Homes Competition.....	159	a Jamestown Metal Corp.....	199	a Seaporcel Metals, Inc.....	16
Bigelow-Sanford Carpet Co.....	22	ae Johns-Manville.....	170	a Sedgwick Machine Works.....	142
b Bird & Son, Inc.....	198	ae Josam Manufacturing Co.....	13	ab Serval, Inc.....	44-45
a Blank, Frederic & Co., Inc.....	157	a Kawneer Company.....	56-57	a Sloan Valve Company.....	4th Cover
Books.....	197	a Kennedy, David E. Co.....	33	a Smith, H. B. Co., Inc.....	128
a Brasco Manufacturing Co.....	15	Kewaunee Mfg. Co.....	154	Solar Light Mfg. Co.....	184
ab Bruce, E. L. Co.....	51	ae Kinnear Manufacturing Co.....	160	Southern Pine Association.....	14
ae Bulldog Electric Products Co.....	29	L.C.N. Door Closers.....	58	ae Sperzel Company.....	192
Burnham Corporation.....	188	ab Lawson, F. H. Co.....	178	a Stanley Works.....	169
ae Burt Mfg. Co.....	199	abe Libbey-Owens-Ford Glass Co.....	175	abe Stran-Steel Division.....	52-53
Byers, A. M. Co.....	4	Lone Star Cement Corp.....	196	b Surface Combustion Corp.....	171
ab Cabot, Samuel, Inc.....	162	a Macomber, Incorporated.....	134	a Swedish Crucible Steel Company.....	165
Case, W. A. & Son Mfg. Co.....	3rd Cover	ae Mahon, R. C. Co.....	37	ae Taylor, Halsey W. Co.....	186
a Ceco Steel Products Corp.....	2-3	a Martin-Parry Corp.....	31	ab Thrush, H. A. & Company.....	155
abe Celotex Corporation.....	127	a Medusa Portland Cement Co.....	190	Timber Engineering Company.....	199
a Century Lighting, Inc.....	180	Michaels Art Bronze Co.....	138	abe Trane Company.....	36
Cheney Flashing Co.....	178	Miller Company.....	8	a Trinity Portland Cement Division.....	40
Chicago Tribune.....	159	ae Mills Company.....	27	abe Truscon Steel Company.....	21
abe Church, C. F. Mfg. Co.....	133	ab Minneapolis-Honeywell Regulator Co.....	186	a United States Air Conditioning Corp.....	156
ab Clayton & Lambert Mfg. Co.....	158	ab Minnesota & Ontario Paper Co.....	11	United States Rubber Company.....	24-25
a Cold Spring Granite Company.....	35	ab Modine Mfg. Co.....	179	ae United States Steel Corporation Subsidiaries.....	59-167-181
a Columbia Mills, Inc.....	65	Monroe, Lederer & Taussig, Inc.....	186	a Universal Atlas Cement Company.....	167
Connor, W. B. Engineering Corp.....	163	a Moulding, Thos. Floor Mfg. Co.....	182	a Universal Corporation.....	34
Corning Glass Works.....	143	ab Natcor Store Fronts.....	182	a Van Range, John Co.....	146
ab Coyne & Delany Co.....	188	ae National Gypsum Company.....	147	ae Wakefield, F. W. Brass Company.....	178
a Cutlef Mail Chute Co.....	198	a National Radiator Company.....	191	ae Walker Brothers.....	151
a Danbury Rubber Company.....	38	National Tube Company.....	181	Ware Laboratories Inc.....	162
ae Day-Brite Lighting, Inc.....	173	ae Norton Company.....	177	Webster Warren & Co.....	135
abe Detroit Steel Products Company.....	201	Ohio Hydrate & Supply Co.....	184	Wiley, R. & W. Inc.....	20
a Douglas Fir Plywood Assn.....	32	ae Okonite Company.....	62	Woodwork Corporation of America.....	202
a Du Pont, E. I. de Nemours & Co.....	192	Olsonite Plastics Division.....	165	a Young Radiator Co.....	160
a Elkay Manufacturing Co.....	182	ae Otis Elevator Company.....	60-61-198	a Zonolite Company.....	153
Employment Opportunities.....	194-196				
Fedders-Quigan Corporation.....	139				
a Fitzgibbons Boiler Company.....	196				
abe Flintkote Company.....	2nd Cover				
ae Flynn, Michael Mfg. Co.....	46				
Frick Company.....	190				

NEW YORK—H. Judd Payne, Publishing Director; Robert F. Marshall, Business Manager; Tom Tredwell, Advertising Mgr.; Benton B. Orwig, Creative Service Manager; M. A. Murphy, Advertising Production Manager, 119 West 40th Street; BOSTON—Harry M. Horn, Jr., 855 Park Square Bldg.; CHICAGO—C. B. Riemersma, Robert T. Franden, John M. Cogan, 700 Merchandise Mart; CLEVELAND—John C. Jackson, 321 Hanna Bldg.; DALLAS—O. O. Paulsell, 412 Construction Bldg.; LOS ANGELES—Bob Wettstein, Room 816, 816 West 5th St.; PHILADELPHIA—Tom Tredwell, 1321 Arch St.; PORTLAND—Bob Wettstein, 3325 N. E. Maywood Court; SAN FRANCISCO—Bob Wettstein, 1003 TWA Bldg., 240 Stockton St.; SEATTLE—Bob Wettstein, 3039-31st West.



Architect: Arthur Baer; Contractor: Schirmer Peterson.

A comfortable study room at Gilmour Academy, Gates Mills, Ohio. Notice the smooth all-over daylighting provided by the Fencraft Projected Windows. Controlled ventilation, too. In-tilting sill vents are designed to deflect air upward, guarding students against drafts. Open-out vents allow ventilation even in rainy weather, for they act as canopies over openings.

How can we give you High-Quality Windows . . . at such Low Cost?

It's a matter of design, size and standardization. Fenestra* is the largest manufacturer of steel windows in America—only volume production makes it possible to standardize a *large variety* of windows and keep quality at a maximum . . . cost at a minimum.

Fenestra Fencraft Intermediate Windows are made of high-quality casement sections of advanced design—fabricated into 51 different Projected Windows, 14 Casement Windows and 36

Combination Windows. Each is good looking, finely made . . . and *economical*.

All 3 types offer permanently-easy operation in any weather . . . weather-tightness . . . firesafety . . . low maintenance . . . cleaning and screening from inside.

For full information on types and sizes, write Detroit Steel Products Company, Department AR-1, 2252 East Grand Boulevard, Detroit 11, Michigan. Or, see Sweet's, section 16a/13.

*®

FENESTRA

CASEMENT PROJECTED COMBINATION

FENCRAFT INTERMEDIATE STEEL WINDOWS

Detroit Steel Products Company,
 Dept. AR-1,
 2252 East Grand Blvd.,
 Detroit 11, Michigan

Please send me data on types and sizes of the new Fencraft family of Fenestra Windows.

Name _____

Company _____

Address _____



Edgar A. Stevens Shop, Highland Park, Illinois • Designed by C. E. Swanson & Associates, Inc., Equipment, Building and Merchandising Counselors

WOOD... Ingredient of Beauty

Styles change, but wood stays, still the indispensable ingredient of beautifully designed interiors. Through two generations, the architects and designers who have set the styles have depended upon Woodwork Corporation to reproduce their ideas in finely worked wood. Designers appreciate the fact that the executives and craftsmen of Woodwork Corporation make a point of adhering precisely to details. That is why men who plan the interiors for distinguished stores, hotels, clubs, dining rooms, office suites and churches continue to look to Woodwork Corporation for the skill with wood that is essential to successful results. Whether your plans involve a complete interior or a single display case, all of our skill and experience is geared to serve you.



WOODWORK CORPORATION OF AMERICA

1426 WEST TWENTY-FIRST STREET • CHICAGO 8, ILLINOIS