



OZALID copies save time, money, labor!



1. Duplicate file cards, letters, reports, drawings in seconds! Just place them against one of the many types of Ozalid sensitized materials and feed them into the Ozalid machine. Positive copies are delivered dry and ready for use. Make 1 copy or 1000! Ozaprints can be made in different colors, against different colored backgrounds, on different materials.



2. Translucent originals will eliminate any intermediate steps. You get Ozalid copies directly... no special "masters," no time-delaying machine set-up. Stationers and printers will help you save time and money by supplying all business forms (even file cards, business-reply cards and letterheads) on translucent stock, now.



3. Imagine asking for "ten copies in three minutes"... and getting them! Give your copy-typists more important work to do by letting the office boy operate the simple, speedy Ozalid machine! A fuller explanation of Ozalid awaits your request. Ask for it today. Or find your Ozalid distributor in the classified telephone book.

Don't copy... use OZALID

A Division of
General Aniline & Film Corporation
"From Research To Reality"

DEPT. NO. 82

OZALID Johnson City, New York

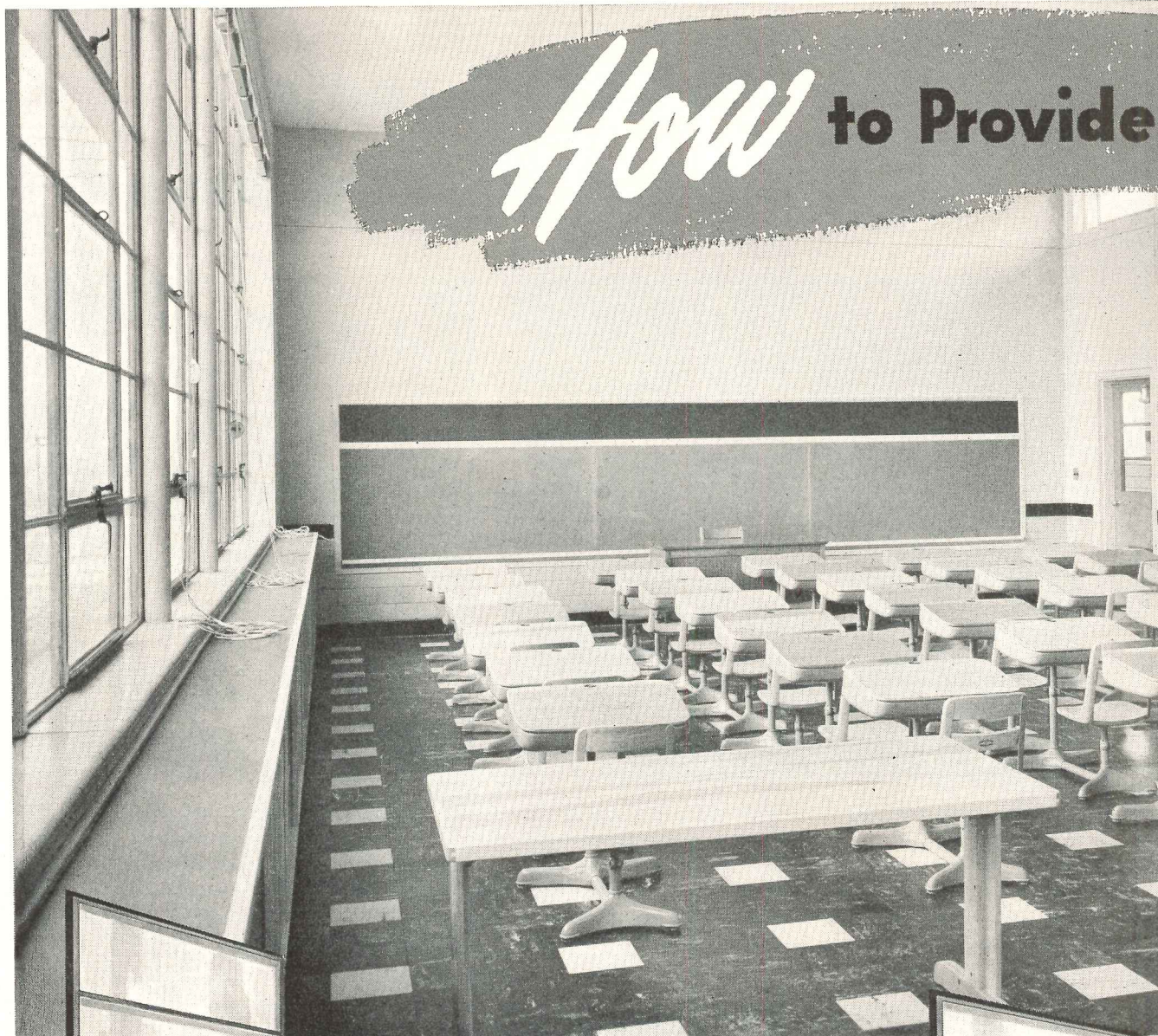
Gentlemen: Please send free copy of "The Simplest Business System"... fully explaining use of translucent papers and Ozalid Streamliner.

Name _____ Position _____

Company _____


Address _____

Ozalid in Canada—
Hughes Owens Co., Ltd., Montreal




How to Provide

Schmidt & Paolinelli, Architects



INTERMEDIATE PROJECTED—1. Built-in weathering is integral with window sections. 2. When glazed, all glass is in same plane. 3. Frame section has $\frac{1}{2}$ " return on inside, permitting plastering and still providing space for attaching blinds and shades. 4. Extra strong—frame section is $1\frac{1}{2}$ " deep and ventilator section is $1\frac{3}{8}$ " deep. 5. Treated with Bond-erite process.

ARCHITECTURAL PROJECTED—1. Same type of controlled ventilation as with Intermediate but more economical. 2. Frame section has similar $\frac{1}{2}$ " return on inside. This provides space for attaching window accessories. 3. Extra strength provided in frame— $1\frac{3}{8}$ " deep. Ventilator is even heavier— $1\frac{1}{2}$ " deep. 4. Treated with Bond-erite process.



In construction products **CECO ENGINEERING**

The Best Lighting for Schools



Consider the superiority of natural daylight . . . Our bodies and minds, in the main, evolved outdoors. In the recent dim past, man came inside. But since the eye evolved in natural daylight, it is just common sense that vision is best under daylight environment.



Investigate the availability of daylight in your area . . . It is important to know the amount of available daylight so you can plan for adequate illumination. The United States Weather Bureau records provide information showing the average number of clear days anywhere in the United States. For complete information, consult the United States Weather Bureau.



Explore the importance of distant vision . . . Medical science recognizes the importance of distant vision. Strain on the body, eyes and the mind is relieved through looking at distant views. Consult medical authorities for additional information on this important point.



Find out what type of window lets in the most daylight—assures distant vision . . . As a preliminary aid, consider these facts . . . steel windows admit more daylight than any other type of window design since they employ clear glass. Full height steel windows also provide more distant vision than any other window opening. There is less obstruction since frames and muntins are slender.



Determine what type of window gives the best ventilation . . . Steel windows provide more controlled ventilation than any other type of window opening. In fact, up to 100%. Stray breezes are captured and distributed all over the room. Drafts are controlled. Steel windows assure the greatest amount of life-giving pure fresh air.



Compare costs . . . The cost of steel window daylighting will vary according to localities. But, broadly speaking, comparisons show other types of window design cost from 10% to 200% more. In addition, the cost of artificial illumination is reduced and mechanical ventilation is eliminated.



Write for Ceco data booklet . . . Consider the 6 points above on illuminating schoolrooms. Then, for complete data, write Ceco for FREE descriptive booklet entitled "Better Environment Through Daylighting in Schools." The booklet covers other important subjects such as—Light Reflectance, Seating Arrangement, Light Control, Building Positioning.

**BETTER LIGHT . . .
BETTER SIGHT . . .
BETTER HEALTH . . .**

THROUGH METAL WINDOWS

CECO STEEL PRODUCTS CORPORATION

General Offices: 5601 West 26th Street, Chicago 50, Illinois


Offices, warehouses and fabricating plants in principal cities



makes the big difference

Partial List of Ceco Products

- METAL RESIDENCE CASEMENTS • INDUSTRIAL WINDOWS AND DOORS
- METAL FRAME SCREENS • ALUMINUM FRAME STORM WINDOWS •
- ALUMINUM COMBINATION STORM WINDOW AND SCREEN UNITS
- METAL LATH AND ACCESSORIES • STEELFORMS • REINFORCING
- BARS • STEEL JOISTS AND ROOF DECK • HIGHWAY PRODUCTS •
- CORRUGATED ROOFING • ATTIC AND ROOF VENTILATORS



NATIONAL BISCUIT COMPANY
HOUSTON, TEXAS BAKERY

ROBERT J. CUMMINS
Consulting Engineer

REG. F. TAYLOR
Mechanical Engineer

To MINIMIZE MAINTENANCE

**IN THIS 11 ACRE BAKERY—
BYERS WROUGHT IRON PIPE**

Representing an investment of over \$4,000,000, the mammoth new building of National Biscuit Company at Houston is one of the largest baking plants in the United States. To further the designer's aim of maximum utility with minimum maintenance, Byers Wrought Iron pipe was used in a number of vital services, where severe corrosion was anticipated: chilled and condenser water lines in the air conditioning system; underground gas lines; and process lines. One interesting process application is a lard line, installed inside a larger pipe which carries steam to keep the lard liquified. Miles of Byers Wrought Iron pipe are used in this Bakery.

In earlier days when building piping services were confined to plumbing and heating lines, the pipe designer's job was simple, and his own individual experience generally provided an adequate guide in material selection. Today, almost every building has numerous added services, that have brought a new set of corrosive conditions with

them. Air Conditioning provides one example . . . and it is significant that an impressive number of installations in the largest buildings have utilized wrought iron. Process lines, of course, require special individual study to determine and interpret the specific corrosive conditions. Here, again, designers have found in wrought iron their answer to a multitude of varied problems.

Wrought iron's superior corrosive resistance comes from its unique composition and structure. Tiny fibers of glass-like silicate slag, threaded through the body of high-purity iron, halt and disperse corrosive attack, and so discourage pitting. The fibers also help to an-

chor the initial protective scale, which shields the underlying metal.

You will find some helpful, interesting information on wrought iron in our booklet, **THE A B C's OF WROUGHT IRON**. We will be glad to send you a copy, on request.

A. M. Byers Co., Pittsburgh, Pa. Established 1864. Boston, New York, Philadelphia, Washington, Atlanta, Chicago, St. Louis, Houston, Salt Lake City, Seattle, San Francisco. Export Division: New York, N. Y.

CORROSION COSTS YOU MORE THAN WROUGHT IRON

BYERS

GENUINE WROUGHT IRON

TUBULAR AND HOT ROLLED PRODUCTS

ELECTRIC FURNACE QUALITY ALLOY AND STAINLESS STEEL PRODUCTS

**A R C H I T E C T U R A L
R E C O R D**



Copyright 1949 by F. W. DODGE CORPORATION, with all rights reserved • Publishing Director, Magazine Division, H. Judd Payne • **EDITORS:** Editor-in-Chief: Harold D. Hauf, A.I.A., A.S.C.E.; Managing Editor, Emerson Goble; Associate Editors, Robert E. Fischer, Florence A. van Wyck; Washington News, Ernest Mickel; Contributing Editor, Arthur McK. Stires; Western Editor, Elisabeth Kendall Thompson; Special Editorial Representative, Western Section, William C. Rodd; Associate in South America, Edmund J. Whiting, A.I.A.; Editorial Assistants, Jeanne Davern, Cornelia Reagan • **ART DEPARTMENT:** Myron S. Hall, 3rd, Director; Frances Torbert, Assistant; Sigman-Ward, Drafting • **CONSULTANTS:** Chairman, Editorial Board, Kenneth Kingsley Stowell, A.I.A.; Industry Relations Consultant, Thomas S. Holden; Statistical Consultant, Clyde Shute; Building Economics Consultant, Norbert Brown; Field Research Consultant, Clifford Dannels, Jr.

Architectural Record (combined with American Architect and Architecture) is published monthly by F. W. Dodge Corporation, 10 Ferry St., Concord, N. H., with Editorial and Executive Offices at 119 West 40th Street, New York, N. Y. Western Editorial Office, 2813 Channing Way, Berkeley, Calif. Thomas S. Holden, Pres.; Howard J. Barringer, Vice-Pres. and Treas.; Irving W. Hadsell, Vice-Pres.; Chauncy L. Williams, Vice-Pres.; Sanford D. Stockton, Jr., Secy.; Walter F. De Saix, Asst. Treas.; Edwin H. Freed, Asst. Treas. Member Audit Bureau of Circulation and Associated Business Papers, Inc. Architectural Record is indexed in Reader's Guide, Art Index, Industrial Arts Index and Engineering Index. Subscription rates: United States and Possessions, Canada, Cuba, Mexico, Central and South America, and Spain, \$4.50 the year, \$7.50 for two years, \$9 for three years; elsewhere, \$6.50 the year, \$11.50 for two years, \$15 for three years. Single copy \$1. Circulation Manager: Marshall T. Ginn. Every effort will be made to return material submitted for possible publication (if accompanied by stamped, addressed envelope), but the editors and the corporation will not be responsible for loss or damage. Other Dodge Services: Real Estate Record & Builders' Guide, Sweet's Files, Home Owners' Catalogs, Dodge Reports & Dodge Statistical Research Service.

HAROLD D. HAUF, A.I.A., A.S.C.E., BECOMES EDITOR-IN-CHIEF 87

BUILDING TYPES STUDY NO. 153 HOUSES 88
Prepared under the Editorial Direction of Arthur McK. Stires

THE CASE FOR THE CLIENT 88

PROJECTS

Residence for Mr. and Mrs. Harry Holt, Stockton, Calif. Joseph Esherick, Architect **92**

House in Phoenix, Ariz. Blaine Drake, Architect and Owner **98**

House for Mr. and Mrs. Sinay, Beverly Hills, Calif. Richard J. Neutra, Architect **102**

House in Spokane, Wash. E. J. Peterson, Architect and Owner **105**

Residence in Haddonfield, N. J. George Daub, Architect **108**

Model House in Seattle, Wash. Lawrence & Hazen, Architects **112**

Residence for Mr. Benjamin Goldwasser, Mamaroneck, N. Y. Caleb Hornbostel, Architect **114**

House in Berkeley, Calif. Roger Lee, Architect and Owner **116**

DOMESTIC ARCHITECTURE OF THE SAN FRANCISCO BAY AREA 119
Exhibition of the San Francisco Museum of Art

THE SOVIET ARCHITECTURE PURGE 127
By Peter Blake

STUDIES IN PLANNING TEXTURE 130
For Housing in a Greenbelt Town. By Elbert Peets

RECREATION CENTER FOR SAN FRANCISCO'S CHINESE POPULATION 138
William Gladstone Merchant, Architect

ARCHITECTURAL ENGINEERING Technical News and Research 142

DESIGNING FOR DAYLIGHT WITH CLERESTORY WINDOWS 142
By Bernard F. Greene

TIME-SAVER STANDARDS Heating Systems for Houses 146
Part II: One-Pipe Forced Hot Water Systems. By William J. McGuinness

PRODUCTS for Better Building 150

MANUFACTURERS' LITERATURE 156

THE RECORD REPORTS News from the Field 7

CONSTRUCTION COST INDEXES 26

REQUIRED READING 28

NEWS FROM CANADA By John Caulfield Smith 172


EMPLOYMENT OPPORTUNITIES 206

INDEX TO ADVERTISEMENTS 228

COVER: Holt House, Stockton, Calif.; Joseph Esherick, Architect.
Photograph by Roger Sturtevant

Fine Flush Valves for Fine Buildings

For complete information on Watrous Flush Valves see our catalog in Sweet's.

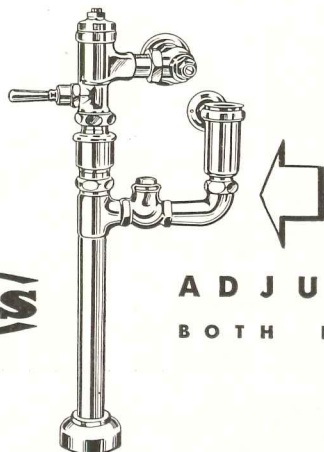


GEORGETOWN UNIVERSITY HOSPITAL

Washington, D. C., one of the many fine buildings
equipped with Watrous Flush Valves.

KAISER, NEIL & READ
Architects

THE STANDARD ENGINEERING CO.
Plumbing Contractors



This new Watrous Flush Valve Combination for hospitals, included
in above installation, is especially adapted for bedpan cleansers.
Eliminates need for special type bowls.

Watrous

ADJUSTABLE FLUSH VALVES
BOTH DIAPHRAGM AND PISTON TYPES

THE IMPERIAL BRASS MANUFACTURING COMPANY
1240 W. Harrison Street, Chicago 7, Illinois

THE RECORD REPORTS

Larson, GSA Head, Advocates Preparedness for Public Works Need Rather Than Building Now; States Preparing Applications for HHFA Funds

The balance between private and public construction volume in relation to the nation's economic health is being given more attention than at any time since depression days. As the feverish postwar charts showed signs of cooling down a bit, public officials and Congress discussed with new zeal the need for planned public construction. More planned public works, they said, should be made ready and shelved in a stand-by position to fill in the gap if private building really hits the skids for a serious downward trek.

In this renewal of a not-too-old philosophy, Jess Larson, plain spoken head of the newly created General Services Administration, became an Administration spokesman. Larson took over the duties of Federal Works Administrator Philip B. Fleming when the latter was transferred to the Maritime Commission. He soon thereafter found himself in an entirely new role as chief of G.S.A. operations which combined Federal Works with Federal Bureau of Supply, Archives and other agencies.

Larson's first statement on the subject made it clear he is not going to thump for an accelerated works program now. He advocates instead a large and adequate shelf of plans, fully blue-printed and available for immediate contracting. He does not tie this exclusively to depression use. In his words:

"Because of the great backlog of needs for public works and the present greater availability of materials, communities should schedule public works on a most-needed, first-built basis. An adequate shelf of completed blueprints would permit a more orderly progression of public construction."

As private construction activities have been emphasized, and rightly so, public construction has been neglected. That is Larson's view in a nutshell. The widely accepted estimate of \$100 billion as the 15-year public construction need firmly backs this stand. Private new construction volume jumped from \$3.8 billion in 1939 to \$14.6 billion in 1948 — 282 per cent. Public construction increased from \$2.5 billion in 1939 to \$4.2 billion in 1948 — 69 per cent.

Another Larson statistic says that

public construction accounted for almost one-third of the total of new work in the decades of the 1920's and 1930's. Yet, in 1948, it was only 22 per cent. Convincing argument, it appears, for giving new attention to public construction as a valid component of the whole national economy.

Congress Takes a Look

Shortly after President Truman made his mid-year economic report to Congress, the expected attention to public works matters developed. Both House and Senate committees got busy on bills that had been gathering dust. A month ago committee-approved bills (identical in nature) were reported out. The Senate's reached the calendar and the other hoped to hurdle the Rules committee and get to the floor for fast action before adjournment.

The plan would reactivate the Bureau of Community Facilities interest-free loan program, would once more put the states and their local agents in the business of preparing public works plans and specifications with borrowed federal funds. It was evident beyond doubt that threats of a sagging economy were prod-


ding these attempts at hasty renewal of the B.C.F. activities. These current measures that had cleared committee provided \$100 million in an authorized amount and would spread the program over two years. Appropriations would have to be approved later before any money could be loaned. The purpose was plainly stated — to encourage states and local communities to "maintain a continuing and adequate reserve of fully planned public works (exclusive of housing)." Drafters of the legislation made certain these plans would be available and ready to translate into construction activity rapidly. Point is, to be effective they would have to be in final form.

A More Constructive Program

Advocates of more planned non-federal public works want no more "made work" programs of the PWA variety. They recall the pick and shovel gangs of the 30's and say they contributed nothing of permanent benefit as would the store of public works plans integrated in each instance with the local overall civic development.

Rep. Hale Boggs (D-La.), who introduced the first advance planning bill of the 81st Congress, said he wanted the country to avoid its past mistake of not being prepared with a fat shelf of plans and specifications. The House public works committee listened while Jess Larson described the tendency of made work programs to "undermine morale" of American communities. Larson warned

(Continued on page 10)



— Drawn for the RECORD by Alan Dunn

Armstrong's New

DESIGNER'S PALETTE

Greaseproof Asphalt Tile

The Designer's Palette Series in Armstrong's Greaseproof Asphalt Tile provides unusual beauty and high styling in a low-cost greaseproof and alkali-resistant flooring. The muted colorings in the series are a departure from the contrasting marbleization normally associated with asphalt tile.

Architects and designers will find unusual decorative advantages in the soft, pastel coloring that characterize Armstrong's new Designer's Palette Series. Each pattern in the series is obtained from close value tones of the same color. The richness of these colors is obtained by Armstrong's exclusive nondirectional swirl graining.

Armstrong's Designer's Palette Series provides a desirable monochromatic effect in a floor. However, the subtle variations in tone help to conceal footprints and marks on the floor.


The eleven colors in the Designer's Palette Series have been created by Armstrong's floor stylists for wide decorative possibilities. They are harmonized to allow any of the colors to be combined in a pleasing effect. The broad range of colors from white to dark walnut meets any requirement for light reflectivity.

Physical Characteristics

Composition—Armstrong's Designer's Palette Series, Greaseproof Asphalt Tile, is made of superior grade synthetic resins and plasticizers combined with asbestos fibers and mineral pigments. The toughness and flexibility of the product give it unusual durability. Its tough composition has high resistance to abrasive wear. Its flexibility minimizes cracking. This flooring will readily conform to minor irregularities in the subfloor and it can be installed over wood subfloors when a felt underlayment is used.

Moisture Resistant—The Designer's Palette Series has the same high resistance to moisture found in Armstrong's regular Asphalt Tile. This floor can be installed on concrete in direct contact with the ground, on grade or below grade.

Alkali Resistant—Costly alkali-resistant color pigments are used throughout the entire Designer's Palette Series. The colors are permanent. They will not be affected by alkali rising through concrete subfloors



in contact with the ground, and they will not be washed out by harsh alkaline cleaning solutions.


Grease Resistant—Lubricating oils and greases, gasoline, and cooking fats and oils have no harmful effect on Armstrong's Designer's Palette Series, Greaseproof Asphalt Tile. This flooring is ideally suited for use in restaurants, kitchens, butcher shops, filling station offices and waiting rooms, or wherever grease or oil may be spilled or tracked over the floor.

Acid Resistant—Organic acids and dilute inorganic acids will not deteriorate this floor. Even concentrated inorganic acids have no immediate effect. When wiped up promptly they will not leave any disfiguring marks.

Fire Resistant—Cigarette stubs and lighted matches dropped on this floor will not cause it to flame. Cigarette burns can be removed easily by buffing the floor with steel wool.

Smooth Surface—The exceptionally smooth surface which characterizes the Designer's Palette Series will not hold dust and dirt. The sharp corners and true

SERIES



square edges of each tile allow them to be fitted together snugly. This eliminates dirt-catching joints between the tile. Routine sweeping with a hair broom is all the regular attention this floor requires. Occasional washing and waxing keep it looking new.

Sizes and Gauges—Armstrong's Designer's Palette Series is available in 9" x 9" size. Gauges are $\frac{1}{8}$ " and $\frac{3}{16}$ ".

The subtle coloring and rich beauty of Armstrong's Designer's Palette Series make it an excellent flooring choice for fine stores, offices, and public buildings that require dignified styling, and also for homes. The Designer's Palette Series will be particularly favored for high-style commercial and residential buildings constructed without basements. Most other types of re-

silient floors are not recommended for such construction because of the alkaline moisture conditions in concrete subfloors in direct contact with the ground.

Armstrong's Designer's Palette Series, Greaseproof Asphalt Tile, costs no more than the regular line of Armstrong's Greaseproof Asphalt Tile. Thus, it can be used for high-style floors at a modest cost.

Installation specifications for the Designer's Palette Series are exactly the same as for regular Armstrong's Asphalt Tile. For additional information about Armstrong's Designer's Palette Series, Greaseproof Asphalt Tile, architects are invited to get in touch with any Armstrong district office or write Armstrong Cork Company, 2409 State Street, Lancaster, Pennsylvania.

ARMSTRONG'S RESILIENT FLOORS

LINOLEUM • LINOTILE® • ASPHALT TILE



RUBBER TILE • CORK TILE • CORLON TILE®

THE RECORD REPORTS

(Continued from page 7)

that if action is not taken in time, cities will have to go to made work because "local officials have to take care of their people."

Some of these local officials have been visiting Larson's office asking when federal aid in the form of loans will be forthcoming.

Time is an important aspect of the problem. Bond issues have to be considered locally before construction can be started; but not before plans can be prepared with money borrowed from the

federal treasury. Larson made the point that earlier planning permits city governments to know more accurately what their final construction costs will be.

The idea of renewing B.C.F.'s principle function came through committees with a minimum of objection. Rep. Dondero (R-Mich.), while admitting the objective was laudable, thought interest should be charged the loan recipients. "There isn't a state that will get a loan under this bill that isn't better off (financially) than the federal government," was one of his comments in the hearing.

Larson had an answer for the no-interest questions. This bill, he said, is an incentive to states to build a shelf of



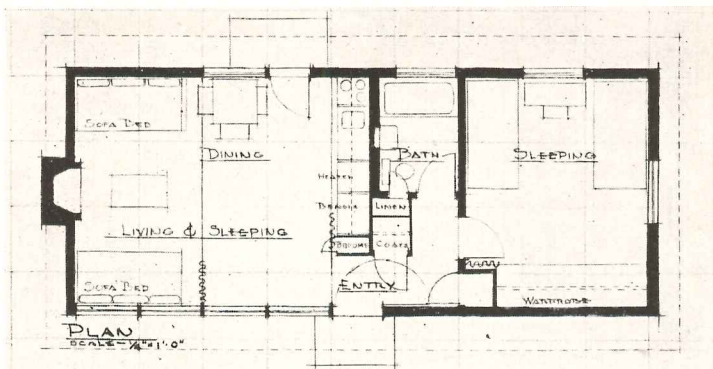

non-federal public works plans. The burden of interest payments would mean that many of them would be left out of the program.

Old Program and New Potential

How extensive a national shelf of such plans would the \$100 million loan fund provide? By previous B.C.F. experience, the General Services Administration estimates that planned public works costing around \$3 million would result. That is based on current costs.

What has been accomplished? When the original authority was permitted by Congress to lapse on June 30, 1947, advances had been approved totaling \$61.7

(Continued on page 12)




TIGHE WOODS ENTERS LOW-COST HOME CONSTRUCTION INDUSTRY

The nation's housing expediter, Tighe E. Woods, entered the home construction field this summer with the erection of two minimal homes which he plans to sell for around \$6000 each. Formation of a building firm, to be known as Housing, Inc., with his assistant William G. Barr, was a result of their search for low-cost housing. The expediter hopes his venture will interest the industry in construction of similar one-story, two-room homes and the industry will no doubt watch the venture with interest on the basis of past failures to market such small units.


The firm has acquired 42 acres near Fort Belvoir, Va., and, depending on financial arrangements, plans to build 80 houses, offering a half-acre of land with each house which will sell for about \$6750. As is, the house without land, dug well or septic tank, would cost \$5900 including builder's profit of five per cent, Woods says.

The plans, drawn by Barr's brother, Richard Barr, architect in Joliet, Ill., provide a structure 14 by 36 ft. with a combination extra bedroom-living room measuring 14 by 16 ft. This space contains fireplace, pullman type kitchen and curtains which may be drawn to separate sleeping, living and cooking areas.

Exterior construction is of California redwood siding and structure rests on concrete slab reinforced with steel wire laid on a gravel base. No basement is included in the plan. Plywood is used extensively throughout. Glass radiant heating system costs only \$200, Woods reports.



... so they gave Dr. "247"
three-way vision ...



He wasn't "blind as a bat"—as the switchboard operators suggested. And he didn't miss his paging calls on purpose.

It was just that Dr. 247 never seemed to be *on top of* the annunciator when his number was flashed. And how else could he be expected to see his number on one of those "ornamental," low-visibility affairs?

But everyone's happy now. They've installed new Edwards Double-Face Type Annunciators... and 247 hasn't missed a call since! How can he—when this simple, clever inverted "v" design affords clear viewing from three *different directions*?

A small detail, perhaps—but typical of the Edwards product refinements that help architects specify more efficient hospital equipment.

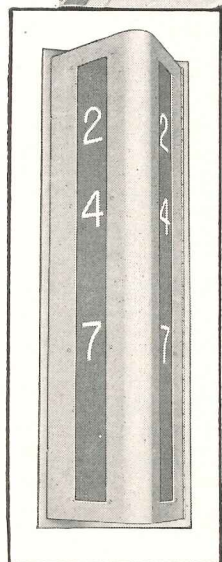
**NEW PAGING ANNUNCIATOR
 INCREASES EFFICIENCY...**

If you can see the annunciator, you can see the signals . . . it's as simple as that with the new Edwards' inverted "V" design. Flashing numerals can be seen front, left and right. At all times, visibility is clean and sharp, without any haze or cross-lighting.

Write today for free specifications bulletin on all Edwards Hospital Signal Systems.

Edwards Co. Inc., Norwalk, Conn.

In Canada: Edwards of Canada, Ltd.



EDWARDS


HOSPITAL

Signal Systems

LOOK TO BURT

for the Solution to ALL

Your Ventilating Problems



You'll find the solution to your ventilating problems in BURT'S complete line. It includes a size and type for almost every ventilating need—gravity, fan, revolving head and continuous ridge units. If special designs are required, BURT has the know-how and facilities to produce them for you. BURT'S experience from more than half a century is available—without obligation—at your request.

WRITE FOR CATALOGS AND DATA SHEETS

The **BURT MFG. Co.**

48 E. South Street Akron 11, Ohio, U.S.A.

VENTILATORS • LOUVERS • OIL FILTERS • SHEET METAL SPECIALTIES

THE RECORD REPORTS

(Continued from page 10)

million. These were to plan 7338 projects with aggregate cost of \$2.3 billion. Planning now has been completed on 5827 of these having a currently estimated cost of \$2.1 billion. As of June 30 last, 1540 of the 5827 blueprinted jobs had been started and the planning advances for those repaid to the U. S. treasury. But beginning construction on more than one-fourth of the shelved projects dropped the reserve by more than \$400 million: from the \$2.3 billion to \$1.9 billion.


And here, Larson makes his strongest argument —

"Naturally, the reserve of planned projects will be depleted as these projects go under construction and we obtain payment. If the reserve is to be ready to help in stabilizing the construction industry, it must be replenished. As a result of the increased tempo in the accomplishment of state and local public works, there is no question that a very useful reserve of state and local projects can be planned within the next two years."

Right now there are 2272 applications for loan funds in the B.C.F. field office files; applications that were deferred when the authority expired two years ago. They are requests for a total of \$31,456,821 in advance loans and are estimated to reflect \$1,058,466,442 in construction cost. If the program should be revived, these applications would be given first attention.

Of less immediate interest were the amendments proposed to the Employment Act of 1946 by Sen. Murray (D-Mont.), and 17 other senators, although they went much further than the advance planning bills in the direction of economic expansion. Not only would the Murray amendments establish a B.C.F. loan fund of \$500 million, but they also would give the President a federal advance planning fund of \$100 million to be allocated to various federal departments for resource development and public works. The Reconstruction Finance Corporation would be empowered to make outstanding commitments, loans and advances up to \$1 billion for financing resources development and public works projects. The loans would bear the going federal rate of interest and mature in 60 years.

No hearings on the Murray measure
(Continued on page 14)



Corrugated white translucent PLEXIGLAS covers the entire ceiling of the main lobby and elevator foyer in the Central National Bank, Cleveland, Ohio. Specifications, developed by the Buckeye Lighting Division of General Electric, called for 1100 sq. ft. of PLEXIGLAS # 122-125, .125" thick.

Man Without a Shadow

A man *can* lose his shadow—under a PLEXIGLAS luminous ceiling. Translucent sheets of this acrylic plastic, installed from wall to wall under fluorescent lights, diffuse illumination so completely that shadows are eliminated.

PLEXIGLAS luminous ceilings do more than eliminate shadows. They eliminate glare—both direct and *reflected*. They provide even illumination throughout a room, and insure a low brightness factor. In both performance and appearance, they are pleasing to the eye.

The economy of PLEXIGLAS luminous ceilings matches their efficiency. Better lighting with lower electrical input results from the maximum transmission and minimum absorption of light by white translucent PLEXIGLAS. Installation of the thin, light-weight, remarkably strong sheets is easy and inexpensive. Maintenance costs are negligible, and replacement of the non-discoloring material is unnecessary.

In banks, drafting rooms, stores, classrooms and control rooms, PLEXIGLAS luminous ceilings have already been installed and are meeting every requirement for truly efficient lighting. Write us about *your* lighting problem. We will be glad to tell you more about this new, highly successful means of large-area illumination.

Canadian Distributor:
Crystal Glass & Plastics, Ltd.
282 St. Helens Ave., Toronto, Ont.

*PLEXIGLAS is a trade-mark, Reg. U. S. Pat. Off.
and in principal foreign countries.*

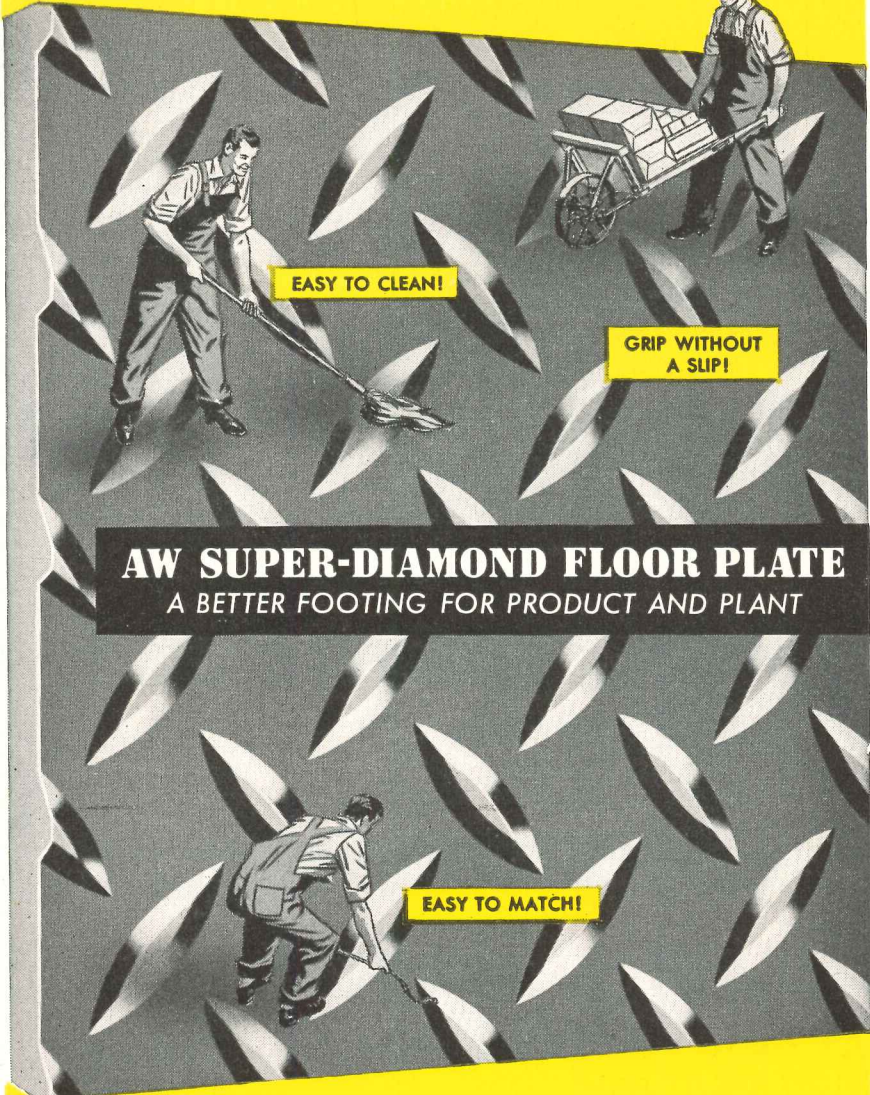
CHEMICALS  FOR INDUSTRY

**ROHM & HAAS
COMPANY**

WASHINGTON SQUARE, PHILADELPHIA 5, PA.

Representatives in principal foreign countries

Foundation for Safety
AW SUPER-DIAMOND
FLOOR PLATE



AW SUPER-DIAMOND FLOOR PLATE
 A BETTER FOOTING FOR PRODUCT AND PLANT

So easy to plan and build with—so safe and inexpensive. Exclusive engineered design, with Super-Diamonds at 45° angles, gives grip-without-a-slip safety and makes plates easy to match without waste. Use it for safe, strong, clean loading platforms, fire escapes, walkways, trench covers, running boards, machine tool bases and other product and plant applications.

FREE

16 Page Catalog L-33. It's packed with useful information. Write now.



AW SUPER-DIAMOND
FLOOR PLATES THAT GRIP

CONSHOHOCKEN, PA.

A Product of ALAN WOOD STEEL COMPANY

Other Products: Permaclad, Stainless Clad Steel • AW Algrip, Abrasive Floor Plate • Billets • Plates • Sheets (alloy and special grades)



THE RECORD REPORTS

(Continued from page 12)

had been scheduled and nothing more probably would be heard of it until the next session of Congress. The Administration appeared determined to handle the recession trend in its own way, with the Commerce Department making personal on-the-spot investigations of employment and general business conditions. Secretary Sawyer and his staff were visiting various areas of the nation for this purpose. They reported conditions directly to Dr. John R. Steelman, presidential assistant, who had been assigned the new function of channeling extra federal activity into those regions showing greatest need. These "relief" measures were to include government purchasing and some construction.

Progress at HHFA

The federal housing agency continued its organization for the task that lies ahead in administration of the U. S. Housing Act of 1949. President Truman had asked Congress for a supplemental appropriation of some \$30 million to initiate the newer phases of public housing, slum clearance and the farm housing program.

While appropriations were awaited, best information from around the country indicated that 61 cities have readied plans for 256,000 low-rent public housing units. This activity can run into a \$7 billion business with just about every large city participating—and many smaller ones—but this would take time, much time. Administrator Raymond M. Foley says 50,000 units at most will be built during the program's first year. Already the large cities are sending representatives to Washington. They are visiting Foley's office to ascertain the steps to be taken in making application for funds.

There are six states now without legislation permitting local housing authorities to proceed: Utah, Iowa, Oklahoma, Wyoming, Kansas and South Dakota. Every state legalizing the authorities has announced some sort of public housing plan except five: Idaho, North Dakota, Maine, New Hampshire and Vermont.

BRAB Advances Status

The Building Research Advisory Board has a new executive director. He is William H. Scheick who, until Sept. 1

(Continued on page 16)

The **IRON FIST** that does a million good turns!



More than a million times in 30 days... the equivalent of 70 years' wear and tear in a front door... the knobs of random-chosen Kwikset locksets are yanked back and forth by a mechanical hand in a routine factory test. It's brutal treatment, but it's the only way we can constantly check the "in-use" life of our locks. So they take this punishment and prove Kwikset endurance. But endurance isn't the whole story. These locks are *handsome*... beautifully hand-finished in polished or satin brass or chrome, or satin bronze, to enhance the appearance of any door. Further, their cost is pleasingly low, and simplified 2-hole installation saves time on the job.

Available with or without deadlatch for standard residential installations. Write for file-size catalogue.


Manufactured by
KWIKSET LOCKS, INC.
Anaheim, California

MATERIALS AND WORKMANSHIP UNCONDITIONALLY GUARANTEED

Kwikset performance is built in! Working parts are of brass stampings or sturdy Zamak No. 5. Trim parts are wrought bronze, wrought brass or Zamak No. 5, all precision engineered for trouble-free service.

Distributed by **PETKO INDUSTRIES, INC.**, 1107 E. Eighth St., Los Angeles 21, Calif.


Kwikset
LOCKSETS





Always...

THE RIGHT COMBINATION

INTERCHANGEABLE DEVICES



with
UNILINE
 TRADE MARK
PLATES



92023

Use these units for compact, practical installation of multiple-wiring devices into one gang. With UNILINE plates, in Ivorylite or brown Bakelite, any combination desired can be installed quickly — right on the job. Switches, receptacles and pilot lights can be easily interchanged. The line provides innumerable combinations for attractive 1-Gang installations for 2 or 3 units at a saving of material and labor.

LISTED AS STANDARD BY UNDERWRITERS' LABORATORIES, INC.

Branch Offices at: Boston, Chicago, Dallas, Denver, Detroit, Los Angeles, New York, Philadelphia, San Francisco, Syracuse.

SEE OUR LISTING IN SWEET'S ARCHITECTURAL FILE

ARCHITECTS
 WHO KNOW BEST
 SPECIFY

WRITE FOR LITERATURE ON THESE
 AND OTHER WIRING DEVICES TO:
 1909 LAUREL STREET
 HARTFORD 6, CONN.



**WIRING
 DEVICES**

**ENCLOSED
 SWITCHES**

**THE ARROW-HART & HEGEMAN ELECTRIC COMPANY
 HARTFORD, CONNECTICUT**

THE RECORD REPORTS

(Continued from page 14)

when he took over the directorship, was coordinator of the Small Homes Council at the University of Illinois. The board is a combined effort on the part of industry, government and science to further technological research in all sectors of the building construction industry.

The appointment marks the first step in developing an operating staff for BRAB. The selection of Mr. Scheick to head its activities is lauded by construction interests. He was highly successful in research work at the University of Illinois and will carry on in the same type of activity at the National Research Council headquarters in Washington. He now will have responsibilities on a national and international scale, however.

Shorts

- A new move was made to reactivate the joint national board for settling jurisdictional disputes in the construction industry. At the instigation of labor, a meeting was held August 4 to see what could be done to bring the defunct operation back into existence. Organized a year ago to handle jurisdictional labor disputes and thus eliminate need for National Labor Relations Board intervention, the industry effort was terminated July 1 at the instance of the Building Trades Department of the American Federation of Labor. Lack of any congressional revision of the Taft-Hartley Act prompted the unions to reconsider their decision to end the board. With T-H unchanged, contractors still are backed by NLRB in their right to make work assignments.

- As the second half of 1949 started, 62 new hospitals were underway in the Veterans Administration construction program, three times the number in progress at mid-year, 1945. Construction contracts had been awarded on 32 of the 62 and designs had been completed but awaited contract award on nine others. Plans were being prepared for 19, were not yet started for two more. Thirty-two addition and conversion projects had been completed.

- Two engineers and an architect have been named to aid in renovation of the White House:

William A. Delano, New York City architect. He is a former member of the National Capital Park and Planning Commission. His designs include the

(Continued on page 18)

Ease of Installation


IS A FEATURE OF *Wakefield*
LIGHTING EQUIPMENT





Almost like hanging a picture...



Everything hooks on to pre-installed straps...



A one-man job...



The secret is the pre-installed strap. First step is to secure a mounting strap to the outlet box. Next run a chalk line along the ceiling, measure off the required intervals and then attach the other mounting straps in the line. The easily assembled units are then hung on the mounting straps, unit by unit, the supporting band on the previously mounted unit providing the reflector support for the end of the next unit. A steel channel insures rigidity for the wireway, and snap-on wireway covers give accessibility for wiring. Writes one power company engineer: "Contractors have been vociferous in their praise of the ease with which they were able to install your fixtures."

1. Fully Guaranteed
2. A.F. of L. Labels
3. Underwriters Approved
4. Certified Ballasts

Catalog No. 50 just off the press—write for your copy!

Wakefield Over-ALL Lighting



THE GRENADIER II




THE COMMODORE



THE STAR



contact Michaels!



**CHANCES ARE THEY HAVE IT,
OR CAN MAKE IT** ★ ★ ★ ★

And it will be to your advantage to talk over with Michaels your metal building materials requirements. Since 1870 we have been designing and fabricating in metal the building products specified by architects and builders, and the knowledge acquired during more than three-fourths of a century is at your disposal. The products shown in The Architectural Handbook, illustrated, or special creations of architects will be carefully and faithfully executed in metal to the most exacting specifications. Whatever you need, if it's made of stainless steel, aluminum or bronze, be sure to contact Michaels first. Write for literature. The partial list at the right gives you an idea of the wide range of Michaels products.

MICHAELS PRODUCTS

- Bank Screens and Partitions
- Welded Bronze Doors
- Elevator Doors
- Store Fronts
- Lettering
- Check Desks (standing and wall)
- Lamp Standards
- Marqueses
- Tablets and Signs
- Name Plates
- Astragals (adjustable)
- Stair Railings (cast and wrought)
- Wrought and Cast Radiator Grilles
- Grilles and Wickets
- Kick and Push Plates
- Push Bars
- Cast Thresholds
- Extruded Thresholds
- MI-CO Parking Meters
- Museum Trophy Cases

The MICHAELS ART BRONZE CO., Inc., 234 Scott St., Covington, Ky.

THE RECORD REPORTS

(Continued from page 16)

new Post Office Building in Washington, the Japanese Embassy building here, and the American Embassy in Paris, France. It was Delano who drew plans for the famous White House balcony.

Ernest E. Howard, Kansas City, Mo. His firm is Howard, Needles, Tammen, and Bergendoff, internationally known bridge designers.

Emil H. Praeger, partner in the Long Island City engineering firm of Madigan-Hyland and former head of the civil engineering department of Rensselaer Polytechnic Institute.

• Nineteen shopping centers located in 11 states and the District of Columbia are given detailed treatment in Technical Bulletin No. 11, published by the Urban Land Institute. Site layout and design features are analyzed. Photos and drawings illustrate the wide range of centers discussed. Later U.L.I. bulletins will deal with problems of location, market analysis and trade area which are largely ignored in No. 11.

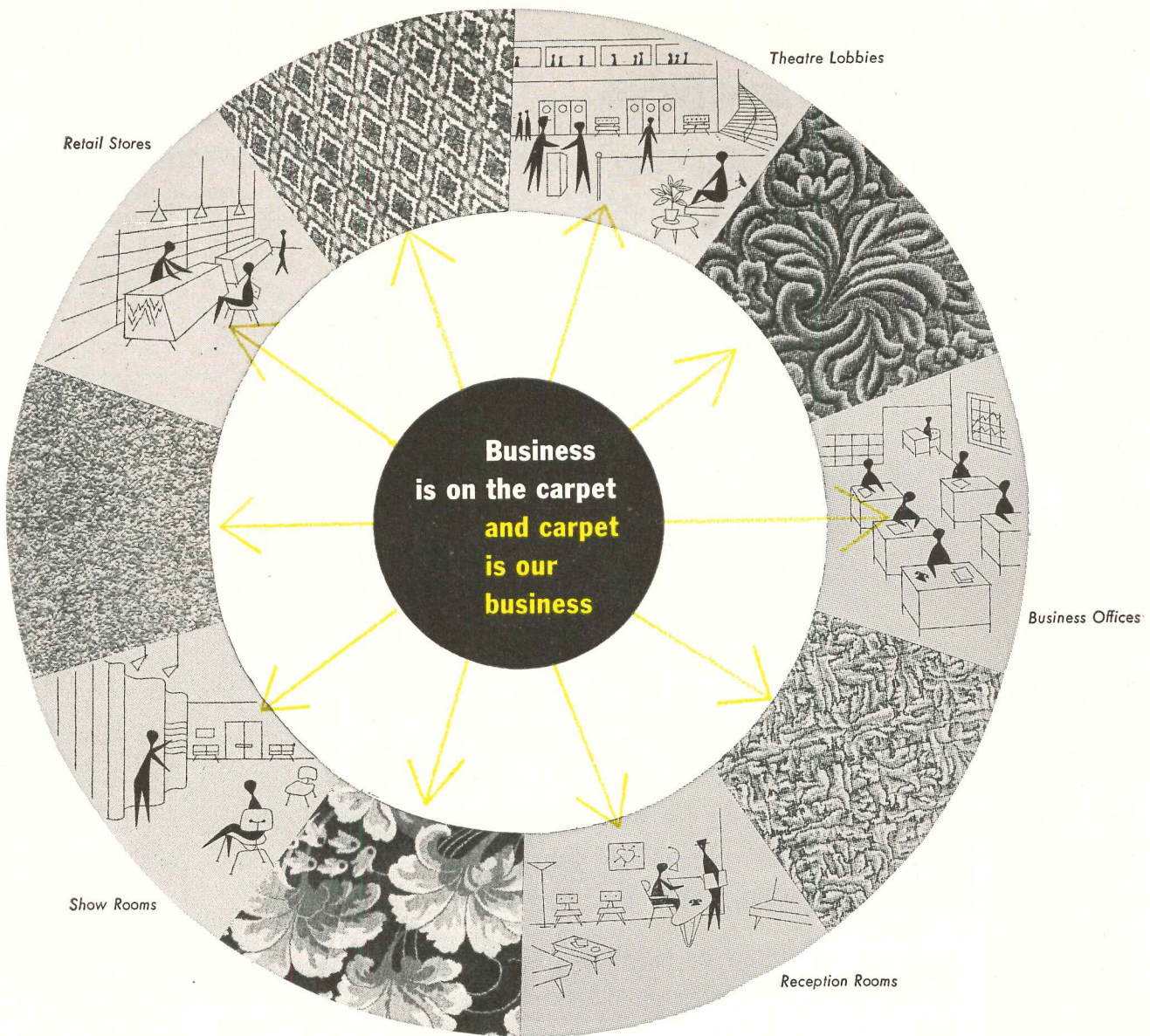
• For the first time in Civil Aeronautics Administration's airport construction program the number of projects completed add up to more than those underway. A large majority of the going projects were more than 50 per cent completed. A total of 339 at 298 separate locations had been completed; 334 others were in progress. Grant offers made to date totaled 831 or \$83,859,735 in federal funds.

• There was a chance Congress might pry more deeply into the operations of Lustron Corporation, Columbus, Ohio, prefabricators of housing. At the request of Rep. Frederick Smith (R-Ohio), ranking member of the House Banking and Currency committee, permission was given to summon officials of the Lustron firm and officers of the Reconstruction Finance Corporation. Mr. Smith wanted them to produce books and records showing operations of Lustron under multi-million dollar loans it has obtained from R.F.C.

Said the Ohio Congressman: "I want to find out whether there is any truth to reports that the Lustron Corporation has borrowed \$34 million or more from the R.F.C. while putting up only \$800,000 as its share of the costs."

Lustron turns out enamel-covered steel houses that sell for around \$10,000 each.

(News continued on page 20)



Whether you're designing an airline terminal or a shoe store, your client has probably told you that today's competitive conditions put his business on the carpet. And whether you're remodeling an insurance office or a restaurant, chances are you plan to use carpet in that business. That's why today, when it's more important than ever for your client to keep his best foot forward, we suggest you consult an Alexander Smith-Masland contract carpet specialist. We at Alexander Smith and C. H. Masland have a tremendous range of carpet weaves, qualities, and colors for you to choose from ... dozens of unique services to offer you ... years of experience to help you solve your installation problems quickly and economically. Put your client's business on the best possible footing! Get in touch with one of our contract carpet representatives today!

**Alexander Smith
C.H.Masland**

CONTRACT CARPETS

295 FIFTH AVENUE, N. Y. 16, N. Y.

...at Third International Lighting Exposition

NEW "Sky-Glo" LIGHTING

wins highest award!*




... an amazing 90 footcandles of illumination, without annoying glare. This new kind of inviting, friendly light creates a **NEW EXPERIENCE IN SEEING!**

Says Central Trust of Rochester, N. Y. in a recent newspaper advertisement about their new quarters and the lighting which has just been awarded a Gold Seal Merit Award:

"The treat's on us to show you around a truly modern bank. The new coloring, smart paneling and "Sky-Glo" Lighting, blend in together to create a friendly, welcoming atmosphere... an atmosphere we've always tried to maintain when serving you."

"Sky-Glo" Lighting is DIFFERENT because the louvers not only reflect light but GLOW WITH LIGHT! "Sky-Glo" is the first LOUVERALL CEILING to utilize the translucent qualities of VINYLITE to produce illumination so soft, restful and exhilarating that it creates a new experience in seeing.

* One of the 14 Installations Awarded Gold Seal Merit Awards at the Third International Lighting Exposition, Chicago, March 29-April 1, 1949, to R. Bruce Thompson, General Electric Supply Corporation; A. G. Alexander, New York, N. Y., Consulting Architect; T. H. Greene Electric Company, Rochester, N. Y., Electrical Contractor.



3243

MOST BEAUTIFUL LIGHTING

Incomparable, too, is the beauty of "Sky-Glo". Gone is the need for a forest of fixtures. Gone, too, is the need for expensive ceiling repair and decoration. "Sky-Glo" is the answer! "Sky-Glo" converts old ceilings into new, modern, beautiful "skies of light"... conceals the lighting fixtures and obsolete ceiling decoration.

SEE "SKY-GLO" NEAR YOU

From Coast to Coast are hundreds of "Sky-Glo" installations...in offices...stores...institutions and schools. Send for "SKY-GLO" INSTALLATION LIST and plan to visit those nearest you. It's the only way to truly comprehend the miracle of "Sky-Glo" Lighting. Write: BENJAMIN ELECTRIC MFG. CO., DEPT. Q-1, DES PLAINES, ILLINOIS.



Distributed Exclusively Through Electrical Wholesalers

Ask Your Electrical Contractor to Submit a Planned Lighting Proposal

THE RECORD REPORTS

(News continued from page 18)

VISITING BRITISH TEAM

The seventeen-man building trades productivity team of the Anglo-American Council on Productivity, sponsored by the Economic Cooperation Administration, arrived in New York from England on July 22 for a six-weeks' study of American methods of constructing low- and medium-cost houses, small schools, industrial plants and commercial buildings of a size comparable to those in Great Britain.

The group has been particularly interested in methods of utilizing building materials other than lumber in the construction of houses. The team has been observing in New York, Chicago, Detroit, Cleveland, Washington, D. C., Buffalo, Boston and elsewhere, methods of design, cost and procedure, the manner in which owner, architect, engineer, contractor and building craftsmen cooperate in labor relations. A study of financing methods is also being made. Upon its return to England, the group will prepare a full report on its observations.

Heading the group is Robert Owen Lloyd, Birkenhead contractor. Among the members are Michael T. Waterhouse, president of the Royal Institute of British Architects, and Robert Hogg Matthew, A.R.I.B.A., architect to the London County Council.



Guests at Building Trades Employers Assn. luncheon in New York for team: (left to right) Michael T. Waterhouse, president, R.I.B.A.; Ralph T. Walker, president, A.I.A.; Thomas S. Holden, president, F. W. Dodge Corp.; Wilfred Horsfall, building contractor, Liversedge, Yorkshire

DOCTOR'S HOUSE

Reflective radiant conditioning with a view towards low-cost year-round interior comfort will be the subject of a personal field test with the construction of an experimental residence for Dr. Clar-

(Continued on page 158)



the easy way to plan a kitchen

..Any Kitchen!




Today's trend is toward color in the kitchen—and Curtis cabinets make it easy for owners to have a color scheme they want, and to change it at will. Curtis wood cabinets have satin-smooth surfaces that take paint finishes readily—and hold them lastingly.

Freedom unlimited! That's what Curtis sectional kitchen units mean in planning any size or shape of kitchen for step-saving convenience. What's more, you can plan exactly the color scheme that suits the owner's taste. For these wood cabinets come prime coated in white—one finish coat of any desired color completes their decoration and satisfies the housewife.

Curtis kitchen units are made like fine furniture—for durability and easy maintenance. They are quickly and easily installed, not only in homes, but in institutional and commercial buildings as well—schools, churches, hospitals, hotels, restaurants, etc. Wherever storage space is required, you'll find the problem solved with Curtis cabinets.

Curtis kitchen units are readily available—no waiting, no delay. See your Curtis Woodwork dealer and he will schedule delivery as desired and give you complete price information. We'll gladly tell you more about Curtis cabinets—just mail the coupon.

When in New York, visit the Curtis Woodwork Display at Architects' Samples Corporation, 101 Park Avenue



CURTIS COMPANIES SERVICE BUREAU
AR-9K Curtis Building, Clinton, Iowa

Gentlemen:
Please send me your Curtis Kitchen Planning Book

Name.....

Address.....

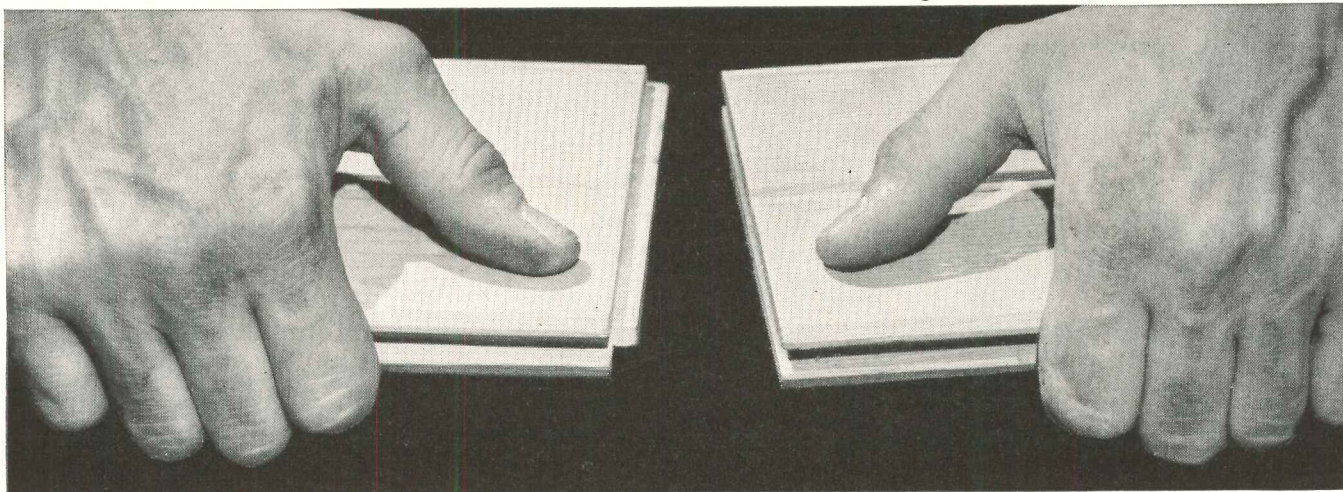
City.....State.....

I am () Architect, () Contractor, () Prospective Home Builder, () Student.
(Please check.)

Buying and stocking
simplified...with

WEYERHAEUSER 4-SQUARE





END-MATCHED LUMBER

This modern lumber product is again available to help you gain superior construction at lower costs.

4-Square End-Matched Lumber is precision manufactured at the mill with the ends and edges tongued and grooved. Locking together at the ends and edges, End-Matched builds up into any width or length, to form smooth, tight, rigid panels of any desired size.

Trimming End-Matched lumber for length is unnecessary. Since the interlocking tongue and groove permits secure joining anywhere in the course it is not necessary to break joints over studs, joists or rafters.

Nailing time is reduced since double nailing is not required with End-Matched as it is with other boards

which have to be joined over framing members. With the elimination of double nailing end-splitting is avoided.

Material waste is practically eliminated. When End-Matched is trimmed at the end of a run the rest of the piece is used to start the next course. End-Matched speeds diagonal application because the secure tongue and groove joining eliminates difficult diagonal sawing.

End-Matched is available in various grades and species to meet your requirements for sheathing, siding, flooring, sub-flooring, ceiling and form lumber. Specify this improved lumber product which reduces building costs, practically eliminates waste and assures sturdier, tighter construction.

**WEYERHAEUSER 4-SQUARE
LUMBER AND SERVICES**

DON'T LET "TRADITION"


Double YOUR HEATING INVESTMENT

DRAVO Counterflo HEATERS CUT SYSTEM COSTS and FUEL COSTS!

Why pay toll to tradition by installing an elaborate wet-type heating system in structures having large open areas . . . when Dravo Counterflo Heaters can do the job for a fraction of the cost of *installation* . . . and a fraction of the cost of *operation*?

No expensive piping . . . these 80 to 85% efficient heaters "manufacture" the warmth right in the area where it is used. *No involved installation work*—the 100-150 foot air-throw warms the working-zone of large open areas without duct work. *No delays* . . . the heaters are ready for immediate delivery, require only power, fuel and vent connections—and they're ready to go! *No maintenance headaches* . . . the rugged, mill-type construction, the stainless steel combustion chamber, the top-drawer engineering all contribute to long, attention-free service. *No fuel worries*—heaters use either oil or gas, and can be readily converted from one to the other. *No uncertainty*—AGA approved and UL listed.

Here's a good point to remember. Practically all heating systems *end up* by warming the air. Dravo Counterflo Heaters reduce cost and eliminate waste and complication, by warming the air to *begin with*. The biggest names in American industry are listed on the roster of enthusiastic users. Let us send you a list of typical customers, so you can verify heater performance for yourself. For the detailed story of construction, operation, installation and results, ask for Bulletin AC-523-13.



DRAVO

CORPORATION

DRAVO BUILDING, PITTSBURGH 22, PA.

Dravo also manufactures the DRAVO CRANE CAB COOLER for air conditioning hot-metal crane cabs.

PITTSBURGH • CLEVELAND • PHILADELPHIA • DETROIT • NEW YORK • CHICAGO • ATLANTA • BOSTON

Sales Representatives in Principal Cities. Mfd. and Sold in Canada by Marine Industries, Ltd., Sorel, Quebec.





French, Shriner & Urner chose METLWALS for beauty, movability, durability

Here's what
this
METLWAL
user says:

FRENCH SHRINER & URNER

EXTRA QUALITY MEN'S SHOES
FACTORY AND EXECUTIVE OFFICES
BOSTON 10, MASS.

"The M-P METLWAL installation in our offices certainly exceeds our expectations...

...We decided to purchase your partitions since the qualities we sought were so markedly embodied in them...

...The completeness of the erection and final appearance of modern simplicity and exceptional wood grain finish have more than justified our investment...

...We have received many favorable comments from visitors."

B. M. Shriner



Mr. B. M. Shriner, President
French, Shriner & Urner
Boston, Mass.

METLWAL Partitions and Paneling have a lot to offer! Metlwals alone combine distinctive beauty—simple construction—easy maintenance—and rapid installation. They're factory-finished in rich wood grain reproductions or baked enamel . . . will not reflect harsh, metallic light . . . will not chip, crack or craze . . . are Bonderized against rust.


METLWALS are installed in four easy steps by erection crews . . . (1) attach floor and ceiling channels; (2) insert studs in channels; (3) snap on panels; (4) slip on base. One man can handle a full-size panel. All parts and panels can be cut on the job. No need for plaster in new construction. No filler

boards or patchwork. *Only a few standard parts from warehouse stock.* And Martin-Parry's modern production facilities, in our huge new Toledo plant (*one wing shown below*), insure uniform panels for interchangeability . . . long-wearing installations that hold maintenance costs to a new low!



Write today for your copy of our latest catalog A-9, containing METLWAL specifications, drawings and installation photographs. See how METLWAL can help you plan beautiful interiors. Send for

information to: Martin-Parry Corporation,
Toledo 1, Ohio.



MARTIN PARRY



METLWALS

69 Years of Service

ALL-FLUSH PANELING
MOVABLE PARTITIONS

ENGINEERING AND ERECTING SERVICE AND
WAREHOUSE STOCKS FROM COAST-TO-COAST

CONSTRUCTION COST INDEXES — Labor and Materials

United States average 1926-1929 = 100

Presented by Clyde Shute, manager, Statistical and Research Division, F. W. Dodge Corporation, from data compiled by E. H. Boeckh & Associates, Inc.

Period	NEW YORK					ATLANTA				
	Residential		Apts., Hotels, Office Bldgs.	Commercial and Factory Buildings		Residential		Apts., Hotels, Office Bldgs.	Commercial and Factory Buildings	
	Brick	Frame	Brick and Concr.	Brick and Concr.	Brick and Steel	Brick	Frame	Brick and Concr.	Brick and Concr.	Brick and Steel
1925	121.5	122.8	111.4	113.3	110.3	86.4	85.0	88.6	92.5	83.4
1930	127.0	126.7	124.1	128.0	123.6	82.1	80.9	84.5	86.1	83.6
1935	93.8	91.3	104.7	108.5	105.5	72.3	67.9	84.0	87.1	85.1
1939	123.5	122.4	130.7	133.4	130.1	86.3	83.1	95.1	97.4	94.7
1940	126.3	125.1	132.2	135.1	131.4	91.0	89.0	96.9	98.5	97.5
1941	134.5	135.1	135.1	137.2	134.5	97.5	96.1	99.9	101.4	100.8
1942	139.1	140.7	137.9	139.3	137.1	102.8	102.5	104.4	104.9	105.1
1943	142.5	144.5	140.2	141.7	139.0	109.2	109.8	108.5	108.1	108.7
1944	153.1	154.3	149.6	152.6	149.6	123.2	124.5	117.3	117.2	118.2
1945	160.5	161.7	156.3	158.0	155.4	132.1	133.9	123.2	122.8	123.3
1946	181.8	182.4	177.2	179.0	174.8	148.1	149.2	136.8	136.4	135.1
1947	219.3	222.0	207.6	207.5	203.8	180.4	184.0	158.1	157.1	158.0
Apr. 1949	247.2	245.0	243.5	246.8	242.2	194.7	195.1	183.0	184.3	179.5
May 1949	241.2	238.2	242.3	245.3	238.9	193.9	194.8	186.8	187.9	180.5
June 1949	238.7	235.1	241.4	244.7	238.0	192.0	192.7	185.2	186.6	179.1
	% increase over 1939					% increase over 1939				
June 1949	93.3	92.1	84.7	83.4	82.9	122.5	131.9	94.6	91.6	89.1
	ST. LOUIS					SAN FRANCISCO				
1925	118.6	118.4	116.3	118.1	114.4	91.0	86.5	99.5	102.1	98.0
1930	108.9	108.3	112.4	115.3	111.3	90.8	86.8	100.4	104.9	100.4
1935	95.1	90.1	104.1	108.3	105.4	89.5	84.5	96.4	103.7	99.7
1939	110.2	107.0	118.7	119.8	119.0	105.6	99.3	117.4	121.9	116.5
1940	112.6	110.1	119.3	120.3	119.4	106.4	101.2	116.3	120.1	115.5
1941	118.8	118.0	121.2	121.7	122.2	116.3	112.9	120.5	123.4	124.3
1942	124.5	123.3	126.9	128.6	126.9	123.6	120.1	127.5	129.3	130.8
1943	128.2	126.4	131.2	133.3	130.3	131.3	127.7	133.2	136.6	136.3
1944	138.4	138.4	135.7	136.7	136.6	139.4	137.1	139.4	142.0	142.4
1945	152.8	152.3	146.2	148.5	145.6	146.2	144.3	144.5	146.8	147.9
1946	167.1	167.4	159.1	161.1	158.1	159.7	157.5	157.9	159.3	160.0
1947	202.4	203.8	183.9	184.2	184.0	193.1	191.6	183.7	186.8	186.9
Apr. 1949	225.9	226.6	214.6	217.7	214.7	217.2	212.5	214.9	221.3	217.7
May 1949	222.2	222.1	211.7	213.3	212.6	212.5	207.4	212.5	217.5	215.9
June 1949	219.2	218.4	210.5	212.4	211.4	210.8	204.2	212.9	219.5	215.8
	% increase over 1939					% increase over 1939				
June 1949	98.9	104.1	77.3	77.3	77.7	99.6	105.6	81.4	80.1	85.2

The index numbers shown are for combined material and labor costs. The indexes for each separate type of construction relate to the United States average for 1926-29 for that particular type — considered 100.

Cost comparisons, as percentage differences for any particular type of construction, are possible between localities, or periods of time within the same city, by dividing the difference between the two index numbers by one of them; i.e.:

index for city A = 110

index for city B = 95

(both indexes must be for the same type of construction).

Then: costs in A are approximately 16 per cent higher than in B.

$$\frac{110-95}{95} = 0.158$$


Conversely: costs in B are approximately 14 per cent lower than in A.

$$\frac{110-95}{110} = 0.136$$

Cost comparisons cannot be made between different types of construction because the index numbers for each type relate to a different U. S. average for 1926-29.

Material prices and wage rates used in the current indexes make no allowance for payments in excess of published list prices, thus indexes reflect minimum costs and not necessarily actual costs.


These index numbers will appear whenever changes are significant.



THE NEW FUEL SAVING
COMFORT *Chronotherm*

NOT JUST A THERMOSTAT

THE new Honeywell Comfort Chronotherm is not just a thermostat. Of course it is the finest, most accurate and most sensitive thermostat ever conceived, but in addition it is a real fuel saver, 24 hours a day. Equipped with a Telechron clock, this amazing Chronotherm automatically lowers the room temperature to a fuel saving level at night, and automatically returns it in the morning—at any hour selected. Recommend and specify Chronotherm on every job. Assure your clients of complete automatic heating satisfaction. They will not only have the finest in thermostats but will save fuel and gain untold convenience as well. And remember, Chronotherm will pay for itself in fuel savings.



The new Plug-In Chronotherm is designed to replace all manual thermostats. All the advantages of the regular Chronotherm. Anyone can install it in a few minutes.

MINNEAPOLIS
Honeywell
CONTROL SYSTEMS

73 BRANCHES FROM COAST TO COAST WITH SUBSIDIARY COMPANIES IN: TORONTO • LONDON • STOCKHOLM • AMSTERDAM • BRUSSELS • ZURICH • MEXICO CITY

REQUIRED READING

Homer Page Photo



Marcel Breuer. From "Marcel Breuer: Architect and Designer"

THE AMERICANIZATION OF BREUER

Marcel Breuer: Architect and Designer. By Peter Blake. An Architectural Record Book published in collaboration with the Museum of Modern Art. The Architectural Record (119 W. 40th St., New York 18, N. Y.), 1949. 8 by 10½ in. 128 pp., 196 plates. \$4.00.

Reviewed by FREDERICK GUTHEIM

Alone among all the brilliant architects who came to us in the decade of the thirties, refugees from political dictatorships, Marcel Breuer has shown marked ability to grow, to adapt, to acclimatize himself. He was younger; he was more prepared to accept the America he found. The great power he exerts today, especially over the imaginations of the younger men in architecture, is directly related to the fact that he has developed a fresh and romantic esthetic in the new world vein; that he has mastered American building methods in order to carry his ideas to the testing ground of construction; and that, although a great teacher, he is essentially an artist rather than a theorist.

Breuer is, as Mr. Blake suggests, anti-intellectual. His work requires a discussion like this, for much of it, as is often the case, has been developed in obscure and half-forgotten projects rather than in buildings which (the architect overconfidently points out) "speak plainly enough for themselves" — if they get built. A further proof of the need for this book will be found in the bibliography, which lists only nine writings of any description by Breuer since 1925, and a few sketchy surveys of his work, the most considerable being the essay Henry-Russell Hitchcock contributed to the

catalog of the 1938 Harvard exhibition of Breuer's work.

In the loose definition to which we have become accustomed, Mr. Blake's work might be called a catalog, for although it is published in connection with no exhibition (unless it be the exhibition of the Breuer "House in the Garden" at the Museum of Modern Art this summer), it contains the list of buildings and projects, the comprehensive bibliography, selections from the architect's writings, and other data the scholar demands, so that it serves as the single definitive work on Breuer that supersedes all others. It includes photographs and plans of all the major buildings, construction details, and a good selection of illustrations of the designer's furniture.

The author sketches briefly but sufficiently what he considers to be the chief sources of Breuer's style in the peasant vernacular of his Magyar childhood, and the peculiarly stimulating atmosphere of the Bauhaus in the twenties. The cooperation of his subject gives this part of his book the special charm of recollection and anecdote. On the whole, one wishes Mr. Blake had made more of this opportunity to enrich his text with biographical detail and *reportage*, for it is not often a writer gets his hands on so witty and colorful a subject. As it is, just enough of this has crept into the book to be confusing: one is often in doubt whether the book's authority derives from autobiography or from criticism. Thus, when Mr. Blake asserts the major conclusion of the European section of his book, that Breuer became "one of the chief exponents within the Bauhaus of the American assembly line," but gives no other evidence to support it, one is tempted to assume that it represents Breuer's own estimate of his position at the time rather than Mr. Blake's conclusion.

Mr. Blake implies that good judgment in selection from among the conflicting elements that have composed the modern movement, rather than originality, has been the distinguishing characteristic of Breuer's work, and it is this in the architect's success he offers as an example to others. This spurious neo-eclecticism seems to me to do less justice to Breuer than he deserves, as well as to gloss over fundamental conflicts within the modern movement that would profit more by examination. Breuer now occupies a unique middle ground between

Frank Lloyd Wright and LeCorbusier. How he arrived at this delicately balanced position, whether it is a true synthesis, what it offers to the future of architecture — these are questions on which Mr. Blake offers little in the way of opinion, but which the readers of his book must decide for themselves.

HOUSE OF CONCRETE

Pour Yourself A House. By Frazier Forman Peters. Whittlesey House, McGraw-Hill Book Co., Inc. (330 W. 42nd St., New York 18, N. Y.), 1949. 6¼ by 9¼ in. 217 pp., illus. \$3.95.

Designed for the layman, this is an instruction book on the building of a four-room house of concrete or of stone and concrete. The author maintains that anyone with determination and a little time can produce, with an expenditure of \$4000 for materials, a convenient and livable home, attractive to the eye and with the endurance of the long lasting French and Pennsylvania Dutch houses.

The book takes the reader through every major step in the process of constructing a concrete house from the laying out of the land to the building of a chimney and includes details of plot purchase, wiring, plumbing, heating and the construction of a septic disposal unit. It also provides instructions for the building of kitchen cabinets and the arrangement of lighting fixtures throughout the house. Photographs and many drawings accompany the text to illustrate each step.

ENGLISH ARCHITECTURE

A History of The English House. By Nathaniel Lloyd. The Architectural Press (9-13 Queen Anne's Gate, London S.W.1, Eng.), 1949. 9¼ by 12½ in. 487 pp., illus. £3 13s. 6d.


The reprinting of this standard work on the history of English houses is a welcome one not only for its value as a reference work but because it provides in one volume a thorough treatment of a theme of extremely wide range. Out of print for some years since its first publication in 1931, the volume provides a graphic survey of the development of architectural types in England from primitive times to the Victorian period.

Many photographs, drawings and plans illustrate the volume, beginning with the earliest architectural examples that exist. The arrangement of the pictorial sections, separated from the main text as they are, is such that the volume consists of treatises upon a dozen branches of architecture, each linked

(Continued on page 30)

The *Proof* of the **PRODUCT** is in its *Performance*

The Very First
RIC-WIL
 Prefabricated
 Insulated Pipe Units
 Ever Installed Are
 Still Giving Trouble-
 Free Service After
 14 Years of
 Constant Use



1935: Original condition of asphalt-coated conduit.



1941: Asphalt-coated conduit still in perfect condition.

1949: All lines functioning perfectly, trouble-free

MINNEAPOLIS "No trouble . . . in constant use"

OMAHA "In good condition and is still serving in its original capacity"

DES MOINES "No trouble . . . in first class shape"

In 1935 the first Ric-wil Insulated Pipe Units using asphalt-coated Hel-cor conduit as the outer protective housing were installed for a large products pipe line company, at Minneapolis, Omaha and Des Moines. Each of these steam lines consisted of 3" pipe insulated and enclosed in 8" conduit of standard 21' length Ric-wil Units, with return lines laid outside the conduit.

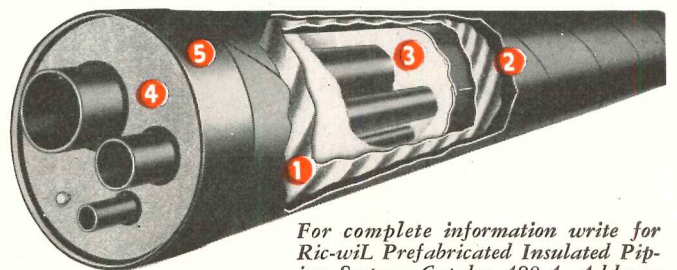
In 1941 a check-up on these Ric-wil Units under actual service conditions was made. Parts of the runs were excavated and a careful examination made of the conduit, fittings, etc. The Ric-wil Units were in practically perfect condition, the same as they were when installed,

with no perceptible deterioration or other damage.


In 1949 a further check-up of all three installations was made. This investigation, as indicated by the quotations from the reports given above, showed all the lines still in constant use, functioning satisfactorily and trouble-free.

In the years since this original installation, in thousands of central heating and industrial processing projects, Ric-wil Insulated Pipe Units, constantly improved by engineering research and development, have continued to prove, through performance, their right to unchallenged leadership in this field.

- 1** HOUSING of strong, shock-proof 16 gauge hot-dip galvanized Hel-cor conduit, spirally corrugated. Inside bonderized and coated with baked phenolic resin for additional protection.
- 2** HIGH TEMPERATURE asphalt coatings reinforced with tension wrapping of asphalt-saturated asbestos felt.
- 3** INSULATION of high thermal efficiency—any required type or thickness.
- 4** PRESEAL RING of steam-cured insulating cement protects units during shipping and installation.
- 5** HEAVY IRON COLLAR provides a firm foundation in making full-welded watertight field joints.




For complete information write for Ric-wil Prefabricated Insulated Piping Systems Catalog 480-4. Address: The Ric-wil Company, Dept. S-18.



IT'S A
"RINGER"

Seelux*



3-ring

open bottom

for silver bowl lamps

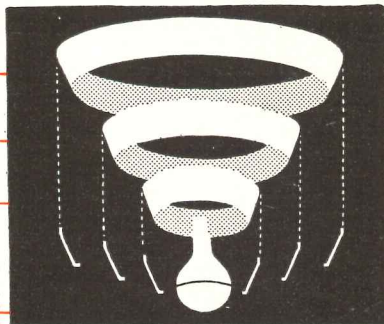
-  for finest indirect lighting
-  lifetime beauty, efficiency
-  practically **no maintenance**

SPUN ALUMINUM LOUVRES
for distinctive modern design.

HEATPROOF ALZAK** FINISH
is not discolored or affected by lamp heat.

DUSTLESS OPEN BOTTOM
minimizes cleaning — dirt falls through.

SILVERBOWL LAMP
provides built-in reflector. Peak efficiency is automatically restored; when lamp is replaced, you have a new reflector.



The functional simplicity and beauty of the GUTH SEELUX make it the standout among indirect incandescent luminaires. Compare these SEELUX specs with any similar fixtures:

Have you our Bulletin 840-1-J with full details on the SEELUX, SEELUX Plus and other fine GUTH Incandescent Indirects? It's yours for the asking from

18-Gauge aluminum, emery-grained ALZAK finish. Concentric spun louvres with 25° pitch, positioned with three die-stamped 12-gauge aluminum straps riveted to each ring. Socket cover, semi-polished ALZAK; 6" canopy, stem and swivel, ALZAK aluminum; black porcelain U. L. approved lampholder.

* ® and Patents Pending
** ® and Patented, Aluminum Co. of America

Guth
LIGHTING

THE EDWIN F. GUTH COMPANY / ST. LOUIS 3, MISSOURI

Leaders in Lighting Since 1902

REQUIRED READING

(Continued from page 28)

with the others by captions and references to the general text. Among these separate pictorial chapters are ones on exteriors, entrances, windows, chimneys, interiors, staircases and metalwork. Certain buildings photographed have obviously been altered through the years but where such changes are not apparent mention has been made by the author.

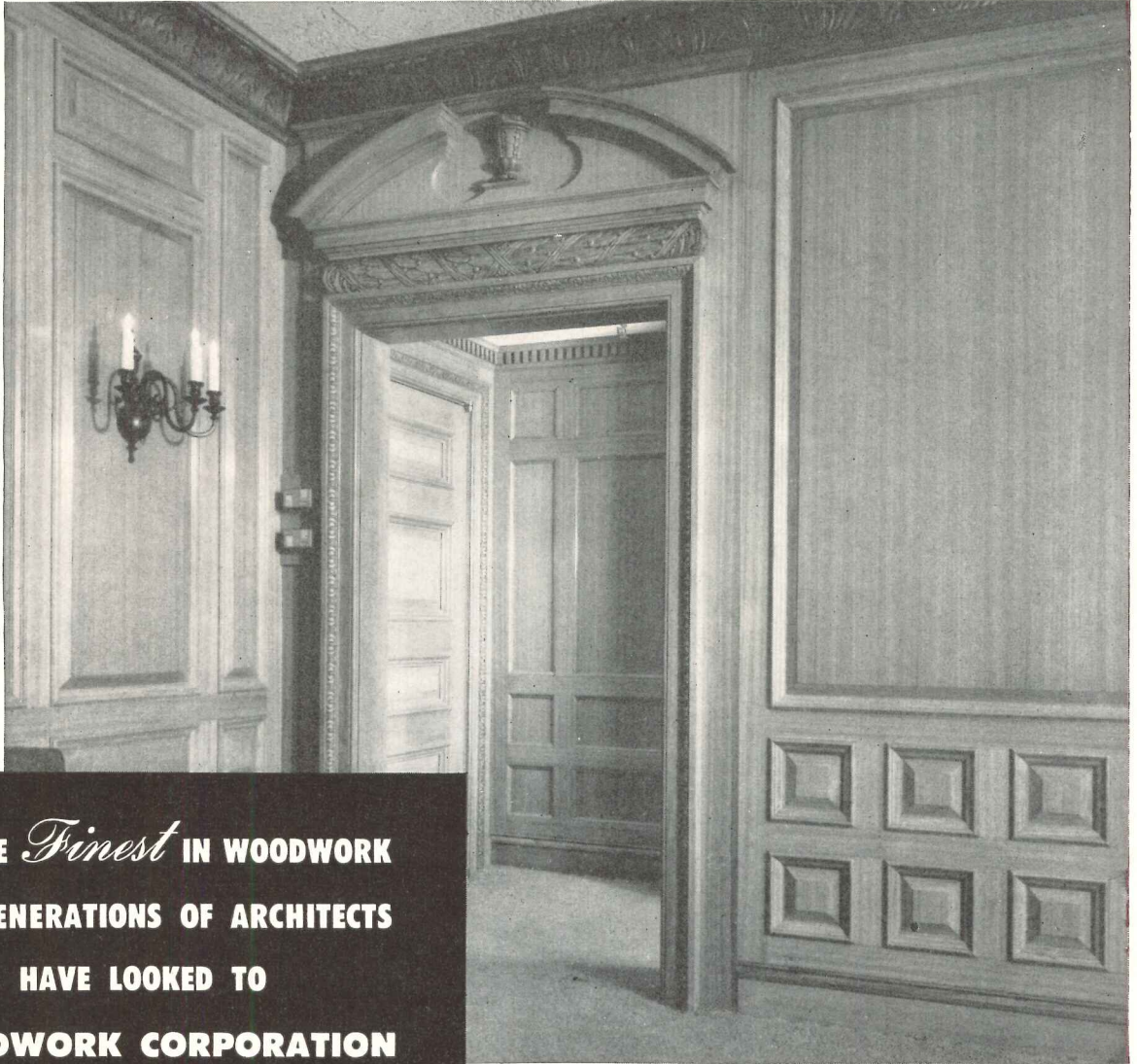
MODERN HOUSE DESIGN

The Things We See: Houses. By Lionel Brett. Penguin Books Ltd. (West Drayton, Middlesex, Eng.), 1947. 7 by 8½ in. 64 pp., illus., 2s. 6d.

This evaluation of the development in modern housing is a noteworthy attempt to improve the public taste. Writing for the man "who pays the piper," the author reveals his perceptive abilities throughout the book and particularly in his realization of the importance of the buying public in governing construction trends. This public, he states, buys for appearance; an educated public will enable contemporary architects to leave behind them an impressive heritage.

As the author traces the origins of modern architecture in its revolt against the stale ornamentation of an earlier period, he points out not only the pleasing details of modern design but its drawbacks as encountered in the first modern houses to appear on the English scene in the 'thirties. The influence of the machine and its accompanying distortions are clearly traced for the reader. Architects went off the deep end, he says, and with their "free planning" method (which is now being used to advantage) had indoors and outdoors hopelessly crammed together. Each functional space flowed into the next with the net result that the "delivery boy with the meat flowed through the living space on his way to the larder."

However, with all their crudities, the early forms spearheaded the design of a modern house which now rests lightly upon its site and instead of proclaiming "I am correct," now says to the world, "I am happy." The advantages of post-war architecture include an aesthetic unity in design, the omission of stale ornamentation which enables us to see things as a whole, as in a gracefully rising stairway, and the return to the friendlier textures in place of barren white walls.



**FOR THE *Finest* IN WOODWORK
TWO GENERATIONS OF ARCHITECTS
HAVE LOOKED TO
WOODWORK CORPORATION**

Architects like the way that Woodwork Corporation adheres to blueprints, down to the last detail. Architects, contractors, and clients, too, like the thoroughgoing, skillful job that Woodwork craftsmen do, not only in the shops, but installing the finished job. The Woodwork habit of delivering jobs on schedule, and the lasting beauty of the work itself are further reasons why architects and contractors today find it pays to depend upon the results this organization delivers.

You pay no premium for the "extras" in skill, experience, and versatility that Woodwork Corporation offers. In fact, the capacity and complete modern equipment of the Woodwork plant assure every possible economy as well as a better job. It costs you nothing to learn what Woodwork Corporation can do for you on the job you are planning now. Just send us your plans and specifications. Our quotation will be delivered to you promptly.

**SEND US YOUR
PLANS AND
SPECIFICATIONS
FOR PRICING**



Or ask for further information on Woodwork Corporation Services.



**Nationwide in Scope WOODWORK CORPORATION Furnishes, Finishes and Installs
Complete Interiors For**

- | | | | | | |
|--------------------------------|-------------------|----------------------|--------------------|-------------------|--|
| Department Stores
and Shops | Churches
Clubs | Schools
Hospitals | Banks
Libraries | Offices
Hotels | Dining Rooms
Public Buildings
Distinguished Residences |
|--------------------------------|-------------------|----------------------|--------------------|-------------------|--|

WOODWORK CORPORATION OF AMERICA
1426 WEST TWENTY FIRST STREET, CHICAGO 8, ILLINOIS
Serving Architects, Designers and Contractors For Nearly Half a Century



FOR LONG LIFE AND LASTING BEAUTY—the entire dome and television tower of the new John Hancock Life Insurance building in Boston are constructed of cold rolled chrome-nickel stainless steel sheets. All formed sections were fabricated on a press brake and assembled by spot or arc welding. The under surface of all panels is sound-proofed with one-quarter inch coating of undercar seal. The stainless steel dome includes a flat, ornamental top, sloping sides, and louvered base, with ribbed members on the sloping sides carrying continuous terra cotta bands in blue. For sheer beauty, undimmed by time—ENDURO is your medium.

DOMES and T. V. TOWER . . . Stainless Steel

Architectural art . . . like the work of the masters . . . must stand the test of time. Today, the timeless pigment in the modern architect's kit is ENDURO Stainless Steel. It is corrosion-resistant and heat-resistant—not merely on the surface, but all the way through. It stays new looking—lasts indefinitely.

As an architectural medium it is unexcelled. It combines high strength-to-weight—permitting the use of thinner sections with safety—high resistance to the corrosive action of atmosphere, ready workability by all modern methods, and wide

versatility of design effect through fluting, quilting or fanning. Its lustrous beauty blends with any color combination to produce striking effects. Distributors in principal cities carry stocks of ENDURO—and competent fabricators are located all over the country.

Learn about *all* of ENDURO's characteristics—see Sweet's Architectural File or write today to:


REPUBLIC STEEL CORPORATION

Alloy Steel Division • Massillon, Ohio
GENERAL OFFICES • CLEVELAND 1, OHIO
 Export Department: Chrysler Building, New York 17, New York

Enduro **STAINLESS STEEL**

REG. U. S. PAT. OFF.

- ✓ **Check ALL 12 advantages:** • RUST AND CORROSION-RESISTANCE • HEAT-RESISTANCE • HIGH MELTING POINT • LOW COEFFICIENT OF EXPANSION • HIGH STRENGTH • GOOD DIMENSIONAL STABILITY • NO METALLIC CONTAMINATION • EASY TO CLEAN • EASY TO FABRICATE • EYE APPEAL • LONG LIFE • LOW END COST




KENNETH K. STOWELL *Editor-in-chief*

ELISABETH KENDALL THOMPSON . . . *Western Editor*


Copyright 1949 with all rights reserved, F. W. Dodge Corporation, 119 W. 40th Street, New York 18, N. Y. Western editorial office, Elisabeth Kendall Thompson, 2813 Channing Way, Berkeley, Calif. Western advertising offices: LOS ANGELES, Bob Wettstein, 672 S. Lafayette Park Pl.; PORTLAND, Bob Wettstein, 907 Terminal Sales Bldg.; SAN FRANCISCO, Bob Wettstein, 1003 TWA Bldg., 240 Stockton St.

DOMESTIC ARCHITECTURE OF THE BAY REGION—A GUIDE


4



5



9






INTEREST in the architecture of the Bay Region, particularly its residential architecture, has increased in recent years to such an extent that a representative exhibition of the current work of the area's architects was undertaken by the San Francisco Museum of Art, at the request and under the sponsorship of the Northern California Chapter, American Institute of Architects. This guide to houses selected for the exhibition has been compiled by the Museum and ARCHITECTURAL RECORD for visitors to the Bay Region who wish to see the houses. It must be emphasized, however, that these homes are not on display. Permission to use addresses was granted on this condition.

In planning the exhibition, the Museum proposed that a preliminary to the contemporary work should show some of the houses of an earlier day, since for more than fifty years the character of the domestic design in the area has been remarkably free from the restraint of traditional forms. Although intended only as an introductory study, this section of the Museum's exhibition performs the meritorious service of presenting some hitherto unpublished examples of the work of architects whose names once were locally and regionally, if not nationally, familiar to both layman and professional. A selection of photographs from this section is also included in this Guide.


Following the September 1949 showing at the San Francisco Museum, the exhibition will make a two-year tour of the country under the auspices of the Federation of Arts.

The San Francisco Museum of Art also wishes to announce the forthcoming exhibition of the work of Bernard R. Maybeck. In it for the first time the range of his work and its place in the development of American architecture will be made clear.






31

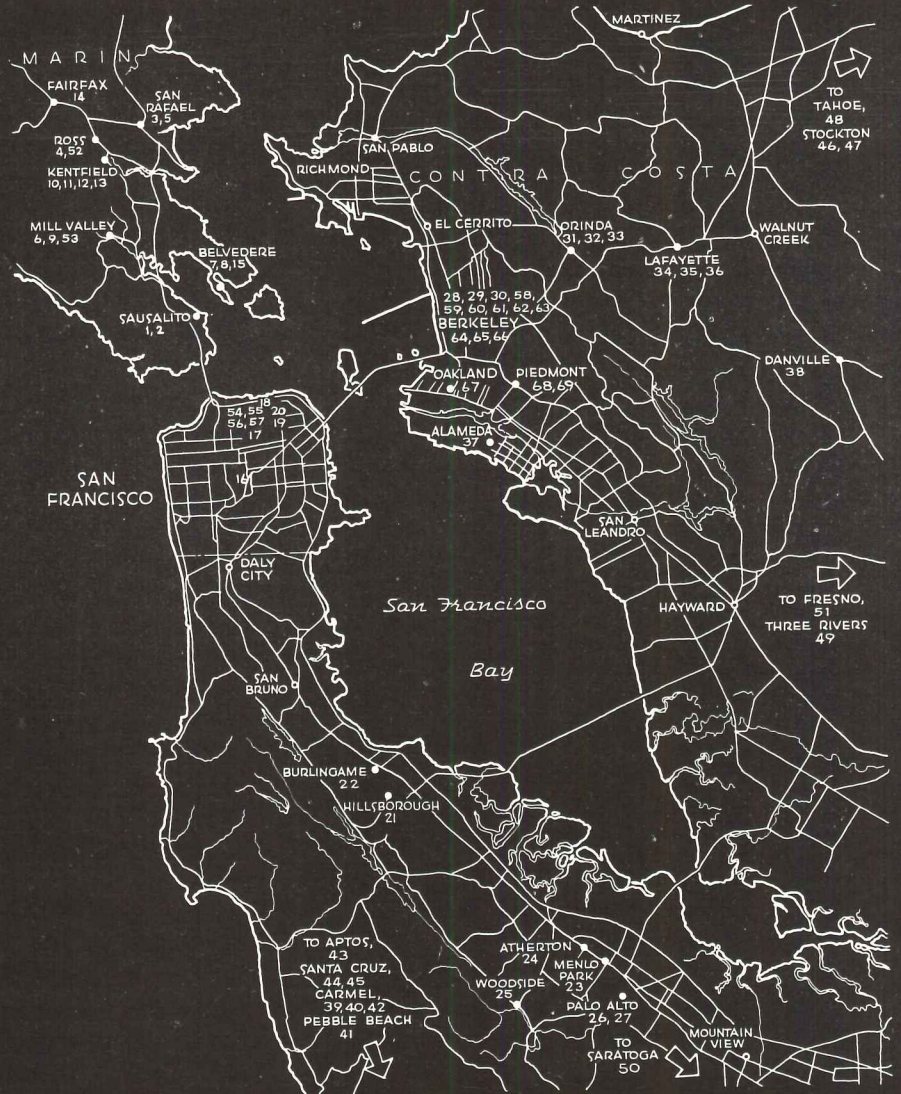


28



26




MAP OF BAY AREA REGION. NUMBERS REFER TO LOCATION OF HOUSES ON LIST



33


34

35





51



50



49

CONTEMPORARY HOUSES

MARIN COUNTY

1. Worley K. Wong, architect and John Carden Campbell. Residence for Mr. John Carden Campbell, 128 Upper Crescent Street, Sausalito.
2. Mario Corbett, architect. Residence for Mr. and Mrs. Mario Corbett, Wolfback Ridge, Sausalito.
3. Joseph Esherick, architect. Residence for Mr. Irving A. Frohlick, 280 Fairhills Drive, San Rafael.
4. Gardner Dailey, architect. Residence for Mr. and Mrs. L. E. David, Ross.
5. Francis Joseph McCarthy, architect. Residence for Mr. and Mrs. C. A. Bowman, 96 Southern Heights Boulevard, San Rafael.
6. Helen Douglass French, architect. Residence for Captain and Mrs. B. P. Davis, 104 Oakdale Avenue, Mill Valley.
7. John Funk, architect. Residence for Mr. and Mrs. W. E. Kirby, Bella Vista, Belvedere.
8. Francis Joseph McCarthy, architect. Residence of Mr. and Mrs. Nathan Rowley, 408 Golden Gate, Belvedere.
9. Joseph Allen Stein, architect. 16 LaVerne, Mill Valley.
10. Joseph Esherick, architect. Residence for Mr. Philip J. McCoy, Kent Woodlands.
11. Jack Hermann, architect. Residence for Mr. and Mrs. Richard F. Bradley, Spring Road, Kent Woodlands.
12. Jack Hillmer and Warren Callister. Residence for Mr. Haines Hall, Kent Woodlands.
13. Henry Hill. Residence for Mr. and Mrs. Sydney Herspring, Kentfield.
14. James L. Dennis. Residence for Mr. and Mrs. James L. Dennis, 189 Laurel Drive, Fairfax.
15. Francis Ward and John S. Bolles, architects. Residence for Dr. and Mrs. George Watson, Marin County.

SAN FRANCISCO

16. Anshen and Allen, architects. Residence for Mr. and Mrs. Henry Stiavelli, 378 Collingwood Street.
17. Hervey Parke Clark and John F. Beuttler,

architects. Residence for Mr. Harry Sinton, 2 Laurel Street.

18. Hervey Parke Clark and John F. Beuttler, architects. Residence, 349 Marina Boulevard.
19. John G. Kelley, architect. Apartment house for Mr. John E. Kramer, 50 Joyce Street.
20. Charles Fenton Stauffacher, Jr. Remodelled residence for Mr. Charles F. Stauffacher, Jr., 103 Alta Street.

PENINSULA

21. Worley K. Wong, architect and John Carden Campbell. Residence for Mr. and Mrs. William Dennick, 624 Fairway Street, Hillsborough.
22. Clarence Mayhew, architect. Residence Burlingame.
23. George T. Rockrise, architect. Garden shelter for Mr. and Mrs. H. C. Blackwood, 1235 San Mateo Street, Menlo Park.
24. Francis Joseph McCarthy, architect. Residence for Mrs. Paul Wegeforth, 384 Welsh Street, Atherton.
25. William Hempel, architect. Residence for Mr. and Mrs. Kurt Fisher, Portola Drive, Woodside.
26. Bolton White, architect. Residence for Mr. and Mrs. Hughes Brewster, near Las Robles Road, Palo Alto.
27. Ernest Born, architect. Residence for Mr. I. J. Quillen, Palo Alto.

EAST BAY


28. Henry Hill. Residence, Kensington, Berkeley.
29. Hans Gerson, architect. Residence for Mr. and Mrs. Hellmut E. Gerson, 52 Highgate Road, Berkeley.
30. Roger Lee, architect. Residence for Mr. and Mrs. Roger Lee, 2145 McGee Street, Berkeley.
31. John Ekin Dinwiddie, architect. Residence for Mr. and Mrs. Lindsay Spight, Orinda.
32. Fred Langhorst, architect. Residence for Mr. and Mrs. L. Bryce Boyer, Crestview Drive, Orinda.
33. Eldridge T. Spencer and William Clement Ambrose, architects. Residence for Mr. and Mrs. G. M. Greenwood, Orinda.
34. Confer and Ostwald, architects. Residence



46




45




44

38



41



43






59




56



54




52



62



63



65

for Mr. and Mrs. M. M. Garrett, Upper Happy Valley Road, Lafayette.

35. Fred Langhorst, architect. Residence for Mr. and Mrs. Gaston Ley, Canyon Road, Lafayette.

36. Bolton White, architect. Residence for Mr. and Mrs. Frank Brown, Lafayette.

37. Alton S. Lee, architect. Residence for Mr. and Mrs. Alton S. Lee, 3008 Marina Drive, Alameda.

38. Anshen and Allen, architects. Residence for Mr. and Mrs. Willard M. Mills, El Alamo Road, Danville.

OUTLYING DISTRICTS

39. Henry Hill. Residence for Captain and Mrs. W. J. Chitarin, Hatton Road, Carmel.

40. Henry Hill. Residence for Mr. and Mrs. Henry Hill, Carmel.

41. Jon Konigshofer. Residence for Mr. Robert Buckner, Corte Lane, Pebble Beach.

42. Wurster, Bernardi and Emmons, architects. Residence for Mr. and Mrs. Nelson T. Nowell, Carmel.

43. Hervey Parke Clark and John F. Beuttler, architects. Beach house for Mr. and Mrs. Charles O. Martin, Aptos.

44. Kitchen and Hunt, architects. Residence for Dr. and Mrs. R. D. Husband, Del Mar, Santa Cruz.

45. Francis A. Lockwood, architect. Residence for Mr. and Mrs. A. M. Jongeneel, Graham Hill Road, Santa Cruz.

46. Joseph Esherick, architect. Residence for Mr. Harry Holt, Thornton Road, Stockton.

47. Wurster, Bernardi and Emmons, architects. Residence for Mr. Albert E. Smith, East Main and Gilles Road, Stockton.

48. Joseph Esherick, architect. Residence for Mr. Brooks Walker, Tahoe City, Lake Tahoe.

49. Frank Robert. Residence for Mr. and Mrs. L. L. Richards, Three Rivers.

50. Victor Thompson. Residence for Dr. Mary Grace Hamilton, Montecito Heights, Saratoga.

51. Wurster, Bernardi and Emmons, architects. Residence for Mr. and Mrs. M. P. Davison, Fresno.

OLD HOUSES OF PARTICULAR INTEREST

MARIN COUNTY

52. Bernard R. Maybeck, architect. Residence for Mr. J. H. Hopp, Ross Valley.

53. Louis Christian Mullgardt, architect. Residence for Mrs. Ernest A. Evans, 100 Summit Avenue, Mill Valley.

SAN FRANCISCO

54. Ernest Coxhead, architect. Residence for Bruce Porter, 3234 Pacific Avenue.

55. Ernest Coxhead, architect. Residence for Mrs. Julian Waybur, 3232 Pacific Avenue.

56. Bruce Porter. Residence for Dr. G. D. Schoonmaker, 3203 Pacific Avenue.

57. Bruce Porter. Double residence at 21 and 23 Presidio Avenue.

BERKELEY

58. Ernest Coxhead, architect. Residence for Mr. Charles Keeler, 2733 Dwight Way.

59. A. E. Hargreaves. Residence for Mr. W. H. Rees, 1705 La Loma Avenue.

60. William C. Hays, architect. Residence for

Mr. William C. Hays, 2924 Derby Street.

61. John Galen Howard, architect. Residence for Mrs. Warren Gregory, 1409 Greenwood Terrace.

62. John Galen Howard, architect. Residence for Prof. W. M. Hart, 1401 LeRoy Avenue.

63. Julia Morgan, architect. Residences for Mr. Thaddeus Joy, 2814 and 2816 Derby Street.

64. Louis Christian Mullgardt, architect. Residence (now altered) for Mr. Henry W. Taylor, The Uplands at Tunnel Road.

65. T. C. Peterson. Residence for T. C. Peterson, 1104 Spruce Street.

66. A. C. Schweinfurth, architect. Residence (now Lambda Chi Alpha fraternity), 1755 LeRoy Avenue.

OAKLAND

67. Julia Morgan, architect. Residence for Mrs. Louis G. Harrier, 6487 Benvenue Avenue.

PIEDMONT

68. Louis Christian Mullgardt, architect. Residence for Mr. Charles W. Fore, 444 Mountain Avenue.



69. Willis Polk, architect. Residence for Mr. James K. Moffitt, 86 Seaview.

None of the houses here listed is on display. Permission to use addresses was granted on condition that this be stated.

66

68

69



This Modern Acoustical Tile SPECIFICATION PROTECTS EFFICIENCY


with an acoustical tile having the characteristics specified below.

Material. The acoustical tile shall be a drilled fiber material with a factory applied white finish on surface and bevels meeting or exceeding the washability requirements of Federal Specification TT-P-88a. The material shall have a noise reduction coefficient of not less than .60 according to tests accepted by the Acoustical Materials Association when cemented to a solid backing. It shall be treated at the factory to insure against attack by termites, fungus growth, dry rot and mildew.

Installation. Installation shall be by qualified mechanics under the direct supervision of the architect.

Many architects are using this type of performance specification to insure an efficient installation. Scientific analysis shows—and experience with thousands of actual installations confirms—that a material with a noise reduction coefficient of .60 is the minimum ceiling treatment necessary to quiet effectively the average room of normal dimensions. Protect the efficiency of your job by specifying the absorption and a washable finish! Protect the cost by using Simpson Acoustical Tile which meets the minimum requirements with 1/2" thickness on a solid backing!

SIMPSON LOGGING CO., SALES DIVISION
1065 STUART BUILDING, SEATTLE 1, WASH.



Simpson ACOUSTICAL TILE

QUALITY SINCE 1895

WITH EXCLUSIVE HOLLOKORE
DRILLED PERFORATIONS

A Complete Acoustical Service is offered by these Simpson Acoustical Contractors

ACOUSTICS NORTHWEST
528 Builders Exchange Bldg.
Phone: Capitol 3707, Portland 4, Ore.

ANGELES INDUSTRIES
984 McGarry St. Phone: Trinity 8121
Los Angeles 21, Calif.

ASBESTOS PRODUCTS COMPANY
1780 Kettner Blvd. Phone: Franklin
7665, San Diego, Calif.

M. H. BALDWIN
630 South Mountain. Phone 2-2342
Tucson, Arizona

COAST INSULATING PRODUCTS
634 South Western Ave. Phone:
Fitzroy 1118, Los Angeles 5, Calif.

CONSOLIDATED ROOFING & SUP. CO.
520 South 7th Ave. Phone: 47888
Phoenix, Ariz.

CONSTRUCTION SPECIALTIES CO.
2026 Arapahoe Street. Phone: Alpine
4819, Denver, Colorado

CONTINENTAL LUMBER CO.
P. O. Box 237. Phone: 450
Boise, Idaho

CRAMER COMPANY
345 Vermont St. Phone: Market 1-0411
San Francisco 3, Calif.

CRAMER COMPANY
155 Van Ness. Phone: 3-9963
Fresno, Calif.

CRAMER COMPANY
1224 I Street. Phone: 28991
Sacramento, Calif.

ELLIOTT BAY LUMBER CO.
600 W. Spokane St. Phone: Elliott
8080, Seattle, Wash.

LUMBER DEALERS, INC.
423 N. 33rd. Phone: 3911
Billings, Mont.




MANSUR MATERIALS, INC.
E-210 Riverside Ave.
Phone: Main 1249, Spokane 8, Wash.

UTAH PIONEER CORPORATION
335 W. 1st South. Phone: 4-1717
Salt Lake City 14, Utah

WARREN SALES CO.
1211 East McDowell Rd.
Phone: 3-8975, Phoenix, Ariz.

DESIGN IN THE PATIO:
redwood, canvas and steel wire

Eckbo, Royston and Williams, Landscape Architects



Photos above and top right by Lew Tyrrell

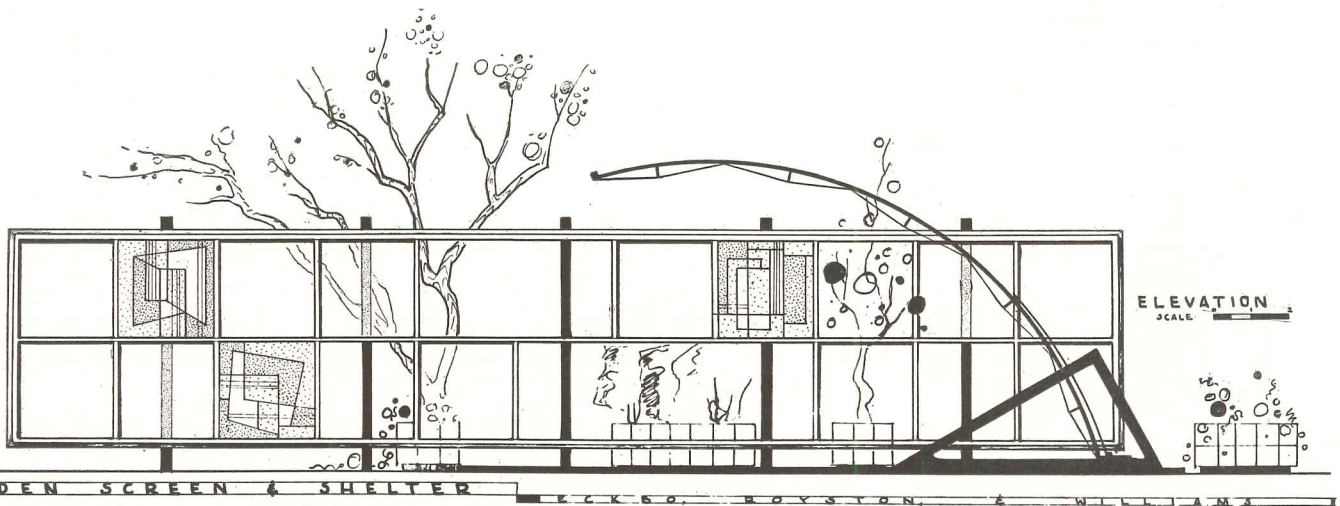
Photo by Daphné B.

As part of its current series of exhibitions showing the relationship of objects and the space in which they are used, The San Francisco Museum of Art invited Eckbo, Royston and Williams, landscape architects, to design a garden shelter for "Design in the Patio." During the past year the Museum has shown "Design in the Kitchen," "Design in the Living Room" and "Design in the Dining Room."

The garden shelter which resulted from this commission

(Continued on page 32-8)


Top of page: the arc of the shelter is achieved through the use of steel wire held in tension. Above: detail of the redwood chaise longue, one piece of the set of patio furniture conceived as an integral part of the garden shelter



CHECK THIS NEW SUNBEAM LUMINAIRE



640 SERIES



EFFICIENCY 76.5%

37° x 37° SHIELDING

EVEN BRIGHTNESS

EASY MAINTENANCE

The high efficiency (76.5%) and high coefficient of utilization (57%)** of SUNBEAM'S 640 Series makes it ideal for office illumination. It has uniform surface brightness over the glass side panels and the metal egg crate louver provide 37° x 37° shielding. The side panels, rigidly supported in metal frames, swing outward from the bottom for quick relamping and easy maintenance. This unit is available in 3 and 4 lamp 40W fluorescent and 96" slimline and for either ceiling or pendant mounting. The stamped end medallions can easily be removed for joining fixtures in continuous runs. The body and louver is finished in 300° baked white enamel and the exterior is finished in silvertone.


**Based on 75-50 ceiling-wall reflection factor and a room index of "A"

FOR SUNBEAM'S COMPLETE LINE OF ADVANCED LIGHTING FIXTURES SEE YOUR NEAREST LEADING ELECTRICAL DISTRIBUTOR

SUNBEAM

BACKED BY RESEARCH

LIGHTING COMPANY • 777 EAST 14TH PLACE • LOS ANGELES 21, CALIFORNIA



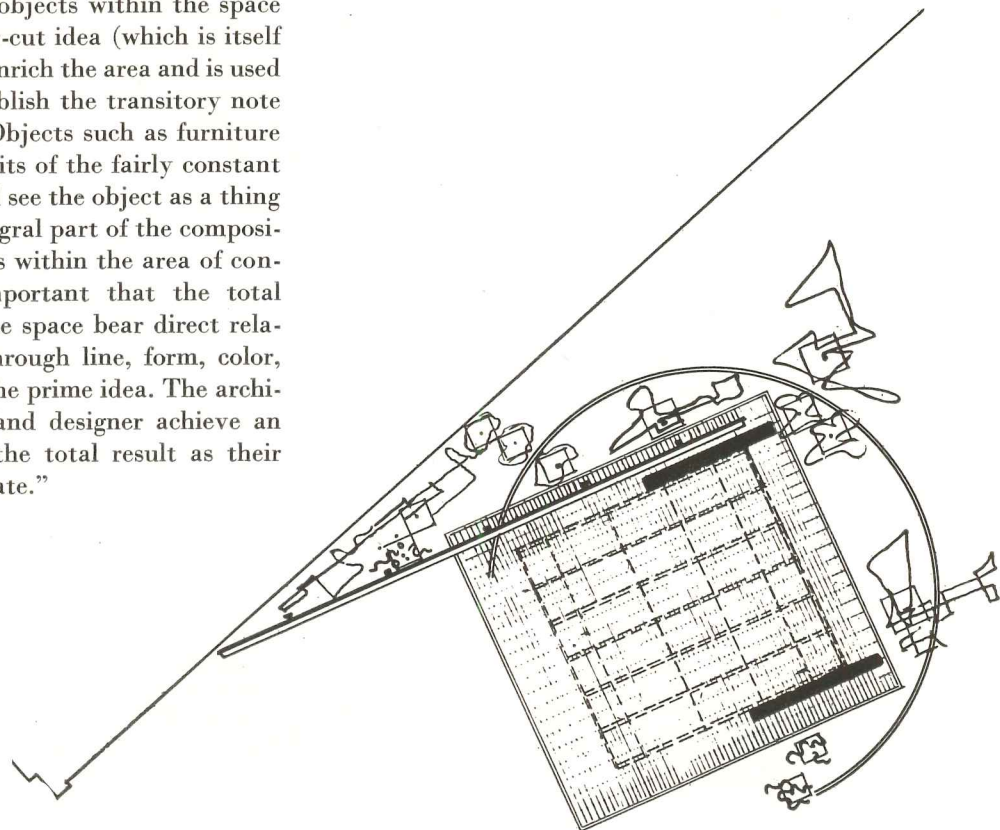

Above: Photo by Lew Tyrrell. Right: Photo by Daphne B.

(Continued from page 32-6)

is a departure in structural idea from the usual garden building. Its construction is exceedingly simple, consisting of a redwood frame anchored in a triangular base, and covered with canvas. The frame is held in tension by steel wire so that its finished shape is an arc that needs no support from below. An integral part of the overall design is the screen which acts as a defining line to the patio space. Florence Alston Swift designed the abstract concrete and iron panels in this screen; other panels are either of celloglass or are open. The patio furniture was designed by the landscape architects to complete the harmony of the various elements in their patio.

The philosophy of design which lies back of this garden shelter and screen is stated in the catalog of the exhibition by Robert Royston. "Like a good house," he says, "a good outdoor space is not made by applying a new form to an old idea. The space itself is the idea. . . . Details of the structure, choice of plant materials, and objects within the space are subordinate to the primary clear-cut idea (which is itself sculpture), but each detail serves to enrich the area and is used as a part of the overall plan to establish the transitory note between the people and the space. Objects such as furniture are semi-mobile units within the limits of the fairly constant walls of the garden. People move and see the object as a thing in itself from all sides, and as an integral part of the composition in relation to the other elements within the area of control. It is therefore extremely important that the total assembling of movable objects in the space bear direct relationships one to the other, be it through line, form, color, material, texture, or association to the prime idea. The architect, landscape architect, sculptor and designer achieve an ever greater degree of oneness in the total result as their understanding and thinking interrelate."

The full-scale shelter and its screen were set up in the main gallery of the Museum, without guard ropes, so that the visitor can relate himself to the patio and vice versa. The triangular base is a simple means of providing anchorage for the frame; canvas is laid over the frame



NO NEW AUDITORIUM FOR DENVER

DENVER'S Planning Board has recommended that the city "enlarge and improve" its present auditorium rather than undertake to build a new building at the present time, even though the work will cost an estimated \$2,442,000. Part of this sum would be for the construction of a new theater which would seat at least 3000 persons, inside the present auditorium building. Voters approved in 1947 a \$2 million auditorium bond issue, so that, with additional money available from the auditorium renovating fund of \$300,000, both of these projects could be realized. The completion and equipping of the auditorium annex would be a one-and-a-half year job, it is estimated, and the construction of the new theater would take the same length of time, but its construction is contemplated as subsequent to the first proposal.

The committee that made the report on the auditorium recommended that careful study be made of a suggested thorough renovation and rehabilitation of the old section of the building. It further recommended that proposals for a new auditorium or concert hall near the civic center be given long-range study.

WORLD TRADE CENTER PLANS

ENGINEERING plans for the World Trade Center to be built at San Francisco will soon be in preparation, now that a fund of \$300,000 is to be available. A bill authorizing the expenditure of that sum, appropriated from the harbor improvement fund, was signed last month by California's Governor Warren. The plans are to be prepared under the direction of the World Trade Center Authority of which Leland W. Cutler is head.

The World Trade Center is to house all agencies and commercial, communications and transportation companies that are connected with world trade and consular officials, in a large group of buildings in what is now San Francisco's wholesale produce district. The architect for the center is William G. Merchant (see September 1947 issue of the RECORD, p. 32-A). The center was first proposed five years ago, when a corporation was set up by the San Francisco Chamber of Commerce; trade centers at San Francisco and Los Angeles were authorized by legislation enacted two years ago.

The center is estimated to cost around \$55 million and is to be financed by revenue bonds.

FOR WALLS • FLOORS • CABINETS • FURNITURE

FOREST HARD BOARD
STABILIZED MATCHED PANELS
LOWERS CONSTRUCTION COSTS

RIGHT SIZE FOR THE JOB ↗

- **FOR BUILDING**
- **FOR REMODELING**

Attractive, economical Forest Board panels are used for walls, ceilings, cabinets, table surfaces, etc.

The hard, smooth surface of Forest Hard Board can be varnished or painted to a beautiful lasting finish.

Almost any desired surface effect is easily obtained.

Bends easily to modern curves. *Durable.*

Controlled process in manufacturing assures uniform matched quality panels with complete dimensional stability. Won't dent, chip or crack

... Forest Board is not brittle.

Quick installation saves money



Write for samples and specifications




EASY TO WORK! Use ordinary woodworking tools. FOREST HARD BOARD saws, planes, drills and glues. Comes in convenient, workable sizes.

PANEL SIZES: 1'x4', 2'x4', 4'x4', 4'x6', 4'x8', 4'x10', 4'x12', and 4'x16'. (Thicknesses of 1/8", 3/16", and 1/4".)

WRAPPED 6 PANELS TO A PACKAGE



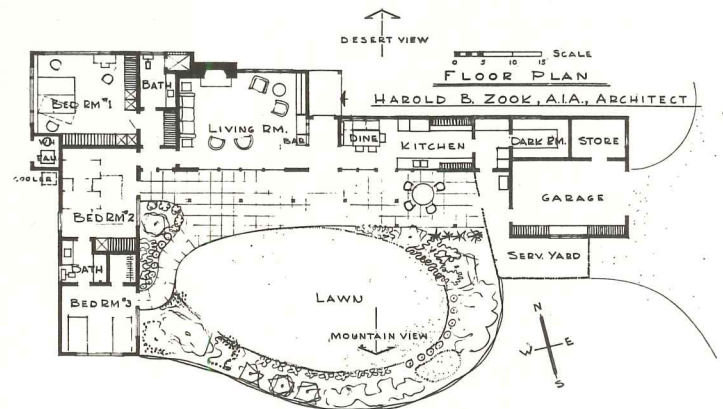
MANUFACTURED BY
FOREST FIBER PRODUCTS CO.
 DISTRIBUTED NATIONALLY BY
STIMSON LUMBER CO.
 FOREST GROVE, OREGON



1. SMOKE TREE RANCH

THIS 2200 sq. ft. house, located in the desert at Smoke Tree Ranch near Palm Springs, California, was oriented for a desert view to the north over the distant hills and a mountain view to the south. A generous porch on the south permits complete outdoor living with easy access to all parts of the house. Outdoor eating is encouraged by a pass-through from the kitchen directly to adjacent porch.

The exterior of the house is redwood board and batt with a rough shake roof to harmonize with existing architecture at the ranch. Exposed rafter ceilings and simple materials throughout the interior contribute to the informal character of the building.


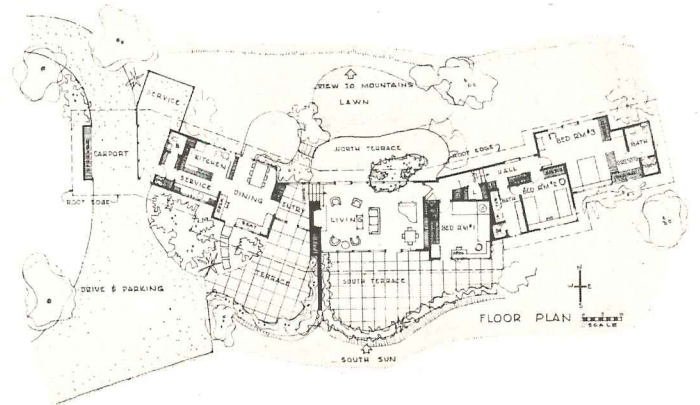


TWO SOUTHERN CALIFORNIA HOUSES

Harold B. Zook, A.I.A. Architect

2. SIERRA MADRE, CALIFORNIA

THIS house stands on an acre of ground high in the foothills on which is situated the town of Sierra Madre. With a superb view of the mountains to the north, the house is oriented so that its long axis runs from east to west. This gives not only full opportunity for enjoying the view, but a southern exposure to every room in the house. An interesting concept in planning appears in the combination dining and sitting-room immediately adjoining the kitchen. This was done, Mr. Zook says, "to encourage activity around the food preparation area"; for the person in the kitchen this is perhaps an ideal solution since it permits conversation but does not crowd the workspace.



F. L. W. ON CAPITALS

FRANK LLOYD WRIGHT wants the capital of this country moved west of the Mississippi, and he has sounded out President Truman on the idea. The President is said to have agreed with the idea, but not to the extent of promising his support of it. No specific location has been chosen by the A.I.A.'s most recent medallist, but he spoke in a press interview of "somewhere on the rolling prairies, or around Des Moines, or northern Missouri, or near the center of population like Denver and Colorado Springs." (The center of population is, however, further east than Denver.)

Of the country's capital city, he had little to offer in the way of praise. "There is nothing here that isn't derivative, or sentimentality gone to seed. I don't think there is a noble building in Washington. No, we haven't awakened, we haven't been born, really. But our time is coming."

WASHINGTON HOSPITAL REPORT

JUST released is the complete report of the work being done by the Washington State Health Department in expanding the state's hospitals services. It is intended to explain the operation of the Hospital Survey and Construction Program and to serve as a reference for architects, physicians, hospital administrators, public health workers and others connected with hospital planning in Washington.

George Wellington Stoddard, Seattle architect, is a member of the executive committee of the Washington Hospital Advisory Council.

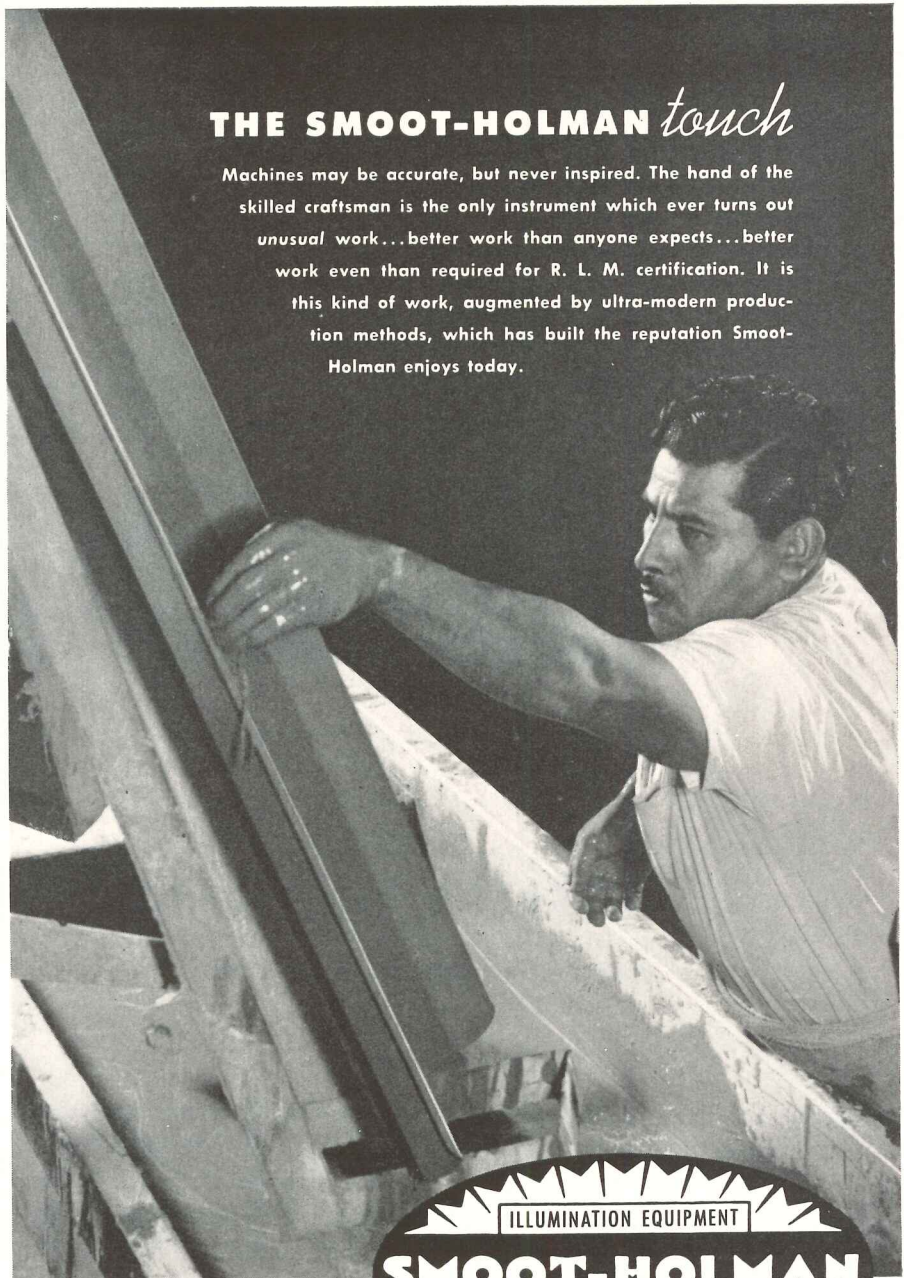
BULLETIN GIVES BRICK TEST RESULTS

THE first of a series of bulletins giving technical information on tests of brick use has been issued by the Clay Brick Manufacturers Association of Northern California. This bulletin deals with tests conducted on reinforced brick masonry. Later bulletins will present information on tests conducted on "Brick Walls Partially Reinforced," and reinforced masonry in general. Copies of the first bulletin are available through George E. Solnar, manager, Clay Brick Manufacturers Assn., 55 New Montgomery St., San Francisco, Calif.

Prof. J. B. Wells, of the civil engineering department at Stanford University, and a licensed structural engineer, is acting as advisor to the association during the preparation of the bulletins.

THE SMOOT-HOLMAN *touch*


Machines may be accurate, but never inspired. The hand of the skilled craftsman is the only instrument which ever turns out unusual work...better work than anyone expects...better work even than required for R. L. M. certification. It is this kind of work, augmented by ultra-modern production methods, which has built the reputation Smoot-Holman enjoys today.



SMOOT-HOLMAN OPEN-END D-P LINE-LITE

An IndustroLux fluorescent luminaire designed for continuous mounting. For two or three 40-watt lamps, featuring depressible plungers for easy installation and removal. Supplied for 110/125 volt 60-cycle A. C. operation.

Offices in Principal Western Cities • Branch and Warehouse in San Francisco



INTERIOR DECORATOR'S STUDIO BUILDING

Studio for Everett Sebring, Flintridge, Calif.


It is unusual to find an interior decorator's studio as clean-lined and restrained as is this. Presumably the owner and his architect would have designed it in much the same way even for a downtown location, but their natural preferences may

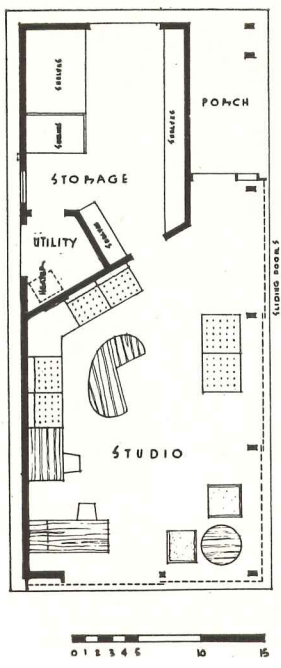
in this case have been accentuated by the location of the new building in a residential neighborhood. The studio occupies an inside corner of the large lot on which the owner's residence stands; it is to one side and behind the main

house, on what was formerly the badminton court, and has been so placed that one driveway serves both buildings. Careful landscaping tucks it into a secluded corner of its own.

As the plan shows, the building makes


Hank Hoag Photos





Walter L. Reichardt
Architect

the most of its small area. The entrance porch leads directly to a well-lighted studio with sliding doors on two sides opening to a tree-shaded lawn. Storage facilities are compact but ample. The
(Continued on page 32-14)




NOW! PABCO

New England
TYPE

ASBESTOS CEMENT ROOF SHINGLES

**SPECIFY THEM
WITH CONFIDENCE**
☆ Write for colorful
descriptive literature



- COLORS**
- VERMONT GREEN
 - BOSTON BROWN
 - PLYMOUTH GRAY

"For a Lifetime of Wear!"

Blending in perfectly with any style of architecture, these new shingles are deep-grained and colorful, and have the rich, traditional New England staggered edge.

IMMEDIATE DELIVERY through any Pabco Roofing Materials Dealer or Pabco Roof Contractor!

Made in the West by:
THE PARAFFINE COMPANIES, INC.
SAN FRANCISCO • SEATTLE • PORTLAND • LOS ANGELES



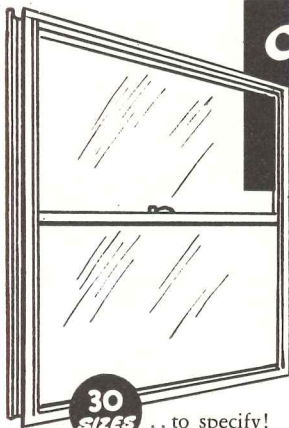
Hank Hoag Photos



(Continued from page 32-13)

diagonal placement of the partition not only hides the storage shelves from the studio but also creates an illusion of spaciousness.

Woodwork throughout is selected California redwood, finished in oyster white. Floors are maroon cement. The slag roof is in various shades of green.



designed to deliver SATISFACTION

30 SIZES .. to specify!

Picture Windows, Too...

Premier picture window design permits corner construction that frames a view two ways... and provides healthful cross-ventilation when used in combination with Premier double-hung windows. Available in 54 combinations of multiple units to meet every architectural need. Data sheets on request!

You can safely specify Premier Aluminum Windows for any job on the board—from family dwellings to factories. Precision-made, each Premier window is an identical twin to the other—assuring uniformity of fit and operational ease wherever used. This production perfection, plus their no-upkeep beauty and service features, make Premier your logical choice for clients who want windows they can *forget*. Write for full facts!

PREMIER ALUMINUM WINDOWS
... THEY'RE METAL-HUNG

Manufactured by
HOLISTER COIL SPRING MFG. CO.

Premier Window Division
955 EAST SLAUSON AVE.
LOS ANGELES 11, CALIF.

MYSTERY AND A BUILDING CODE

WHEN Denver's new building code was completed and ready for public hearing it did not seem possible that anything particularly unusual, much less mysterious, could develop in regard to it. But something did. Furthermore, it seems likely that the mystery will remain a mystery, for the center figure in the case, the one man, apparently, who could have cleared everything up, died with the secret unrevealed three weeks after the first flurry of excitement.

The mystery began with the receipt by one of the city's councilmen of a letter from a local heating contractor asking for a change in the building code and enclosing a letter addressed to the heating contractor and signed "A. J. Christopher." The latter urged all heating contractors to write to the councilmen, snowing them under with requests for a suggested change in the code. "So we may not fail," the letter continued, "enclose a \$10 bill with your letter." Whether this letter was included in the envelope addressed to the councilman by mistake or as a means of informing him of what was intended could not be determined by the councilman.

Several councilmen admitted receiving the same kind of letter asking for the change, but only one received any money — and this he promptly returned by money order.

The mystery revolved around the identity of A. J. Christopher. He had used the letterhead of the A. J.

Molloy Heating Company of Denver. The head of this firm, A. J. Molloy, at first said that he was a salesman of government surplus plumbing fittings with whom the firm had had cash dealings on occasion. Later, the public stenographer who typed and mailed the letters said that Mr. Molloy had told her, when he gave her the job to do, that Christopher was a foreman in his shop. The *Denver Post* received a telephone call from a man who said he was Christopher, and gave an address in Denver as his home. He could not be located at the address, however. For a time District Attorney Bert M. Keating did not believe that such a person actually existed, but vowed that if he did the search for him would be nationwide.

Mr. Molloy was taken ill after a session with the District Attorney at which evidence was presented which allegedly showed that Molloy and Christopher were identical. Three weeks later Mr. Molloy died of acute coronary occlusion, and with his death the District Attorney pronounced the case closed.

The building code has been placed in committee for the purpose of holding public hearings, and no final action has been taken on it. Apparently the letter campaign was going to accomplish the exact opposite of its purpose, for, as one councilman expressed it, "although there's some merit in the suggestion, we can't give them what they want after this proposal to send us \$10 bills." The suggested changes in the code were that sheetmetal workers in the heating contractors' shops be permitted to do simple electrical and gas fitting work instead of hiring licensed electricians and gas fitters to do so.



Top, left to right: Fred Langhorst, Donn Emmons. Bottom: Henry Hill, Ernest Kump, Mario Corbett, Hal Cruzan

ARCHITECTS AT HOME DESIGN FORUM

FIVE of San Francisco's well-known authorities on residential design participated in a forum on home design last month at Macy's San Francisco. They were Henry Hill, Mario Corbett, Donn Emmons, Ernest Kump and Fred Langhorst. Moderator for the meeting was Hal Cruzan of the Ernest G. Kump staff. Decorators



CONTRACTOR: Navarre Plumbing & Heating Co., Seattle, Washington

ARCHITECTS:
Port of Seattle, G. Treadwell,
Chief Engineer

ENGINEER:
C. W. May, Vance Bldg.,
Seattle, Washington

SPECIFY WESTERN BLOWER FANS & HEATERS—FOR LOW-COST EFFICIENCY

This modern Seattle-Tacoma Airport administration building is air conditioned by four large Western Volume Heaters (*upper right*) with zone controls; twelve Turbine Streamlined Fans (*lower right*) Type "S" and five Spirovane Propeller Fans. The combined capacity of this equipment is 163,300 cubic feet of air per minute.



Western Volume Heaters are available in horizontal or vertical units, either draw through or blow through type, in sizes varying in capacities from 500 to 20,000 CFM. Optional equipment includes cooling coils, humidifiers, face and by-pass dampers, fresh air and return air dampers and zone controls.

Turbine Streamlined Fans are available in either single or double width in sizes varying in capacities from 500 to 200,000 CFM.

A PRODUCT OF THE WEST COAST — WRITE FOR CATALOG

Western BLOWER COMPANY
1800 Airport Way Seattle 4, Washington

REPRESENTATIVES IN PRINCIPAL WESTERN CITIES



**Oil Fired
WALL PANEL
HEATING**

Here's the new development you've been waiting for—flush-to-wall panel heating for small homes. Safe, comfortable, trouble-free and economical heat PLUS a great space-saving feature. Thermostatically controlled to provide comfortable warmth from registers in the wall.

Fits INTO any centrally located 18-inch wall above the floor. Easy access panels for servicing. Blends right into your decorative scheme.

DOMESTIC

DOMESTIC MFG. CO.

201 WESTLAKE AVE. NORTH SEATTLE 9, WASHINGTON

Von Duprin PANIC EXIT DEVICES

Provide the ultimate in safe, sure, quick exit. They are rugged, dependable, smooth in operation and have astonishingly long life.

FOR COMPLETE INFORMATION, CONSULT:

LOS ANGELES, W. H. Steele Co., 443 S. San Pedro St. (Southern California, Arizona)
 SAN FRANCISCO, Chas. I. Yates, 7 Front St. (Fresno and Northern California, Northern Idaho, Oregon, Washington)
 KANSAS CITY, KANS., B. E. Ericsson, Jr., 5316 Canterbury Road. (Colorado, Wyoming)
 ALBUQUERQUE, Holly Sales Co., 705 Parkland Circle, P. O. Box 4102. (New Mexico)
 SALT LAKE CITY, T. C. Stayner Co., 60 E. Fourth South St. (Utah, Nevada, Southern Idaho)



Evelyn Rockwell and Kay Pile of Macy's interior decorating staff were also included in the panel.

Members of the panel had prepared answers to a set of 12 questions which had been posed them before the forum. Their answers showed unanimity on some questions, but considerable variety on others. All but one agreed that it was possible today to build a good \$10,000 home (exclusive of site) in the Bay Area. None felt, however, that this was a simple thing to do and all qualified their answers.

To the question, "Is or is not redwood the all-purpose finish lumber?" there were two emphatic affirmatives, while the other panel members were more reserved in pronouncing it alone in the field of finish materials. Television, most agreed, had not yet had enough of a tryout in the area for any "well defined principles to be formulated" on design of rooms for its use.

Two architects offered no comment on the question, "What type or style of house do you prefer to build? To live in?" and one in stating his preference for contemporary in answer to both questions, remarked, "I take this to mean a type of building where materials are used honestly — for their own sake, for their own intrinsic beauty — in a plan which grows out of a client's needs, not vice versa" — (Corbett). Another said, "An honest house to fill the client's requirements and to realize their happiness in their home" — (Hill). A third said, "I prefer to build a one-story frame house with an informal plan intimately integrated with the site. This is also the type that I prefer to live in" — (Kump).

The panel had a number of good suggestions to make on the matter of furniture design which was also discussed. One said that "the problem lies with the manufacturers to produce more economically, merchandisers and the public to wake up to the possibilities and to eschew the fakes" — (Corbett). Other comments were, "Most of the modern furniture available today is still too complicated and too consciously designed. In general, architects should not go beyond the design of built-in furniture in their houses unless they are specialists in the field" — (Emmons). "What you buy today is either good-looking and uncomfortable or ugly and comfortable, and it is outrageously expensive" — (Hill). "Furniture could be greatly simplified, the parts standardized and more thought given to a broader application of the principle of integrating units. New materials have not been used to full advantage, both from a functional and an economical point of view. Possibly more cooperation between industry and architects would develop creative solutions towards the desired objective" — (Kump). "First let furniture blend into the house as a background for living; second, let heavy objects be light in weight and appearance" — (Langhorst).

In conjunction with the forum, Macy's exhibited photographs of recent residential and industrial buildings, a number of which won prizes in competitions.

AN ANALYSIS OF L.A.'S POPULATION

A NEW method of classifying the social characteristics of the population of Los Angeles has been developed in a new book, SOCIAL AREAS OF LOS ANGELES, by Eshref Shevky and Marilyn Williams. The book has just been published by the University of California

Press for the Haynes Foundation. In it the population of Los Angeles is analyzed in terms of three basic factors: social rank, urbanization and segregation.

Population data for the 570 census tracts of the entire metropolitan area included in Los Angeles County were used in order to achieve an adequate view of the city's social pattern. On the basis of the analysis, populations were distributed into nine social areas, ranging from Area I, where both social rank and level of urbanization are low, to Area IX, where both factors are high. As typical of Area I the authors indicate the district known as Canoga Park. They find the Wilshire district representative of Area IX. Census data used was for 1940.



SEATTLE APARTMENT BUILDINGS

NEARING completion are the Eighth Avenue Apartments in Seattle. Earl W. Morrison and Associates are the architects and engineers for the buildings. The project consists of two 14-story buildings, each of which contains 180 units, and a three-story garage providing space for 180 cars. It is scheduled for completion in December. Total cost will be \$3 million. It is said to be the first large elevator-type apartment built in Seattle in 20 years.

DON'T CROSS YOUR BRIDGES

THE old adage seems especially true these days — in San Francisco at any rate. For many months the subject of where to locate a second crossing of the San Francisco Bay has occupied the attention of the area's residents, the lawmakers in Sacramento and of the advocates of the two most frequently mentioned possible locations. One suggested location is parallel to the present Bay Bridge; the other is to the south, connecting Army Street in South San Francisco and Alameda in the East Bay (see ARCHITECTURAL RECORD, February 1949, p. 32-1).

Hearings on these locations were held in Sacramento this spring while the legislature was in session, at which proponents of each location were given the opportunity of setting forth their particular choice. In the course of these hearings, it was discovered that, although the parallel span depended for its feasibility on a right of way through government-owned Yerba Buena Island, part-way between the East Bay and San Francisco,

GARBAGE DISPOSER FACTS!

**WASTE KING
SELF-SUSPENDING!
NO WALL BRACKETS—
NO GUY WIRES**



**WASTE KING
PULVERATOR**
America's Finest




Home-tested for 7 years, the **WASTE KING PULVERATOR** is the finest disposer money can buy... here's why...

- | | |
|--------------------------------|----------------------------------|
| 1. ELIMINATES ALL GARBAGE | 6. CAN BE USED WITH SEPTIC TANKS |
| 2. NO SORTING OF GARBAGE | 7. EXCLUSIVE DRAIN-AWAY ACTION |
| 3. CONTINUOUS-FEED OPERATION | 8. QUIETER OPERATION |
| 4. LOWER INSTALLATION COST | 9. ODORLESS, SELF-CLEANSING |
| 5. PENNIES PER WEEK TO OPERATE | 10. COMPETITIVELY PRICED |

Designed for ease of installation and years of trouble-free service... the **WASTE KING PULVERATOR** is the **MOST** specified garbage disposer for any project regardless of type or size.

WRITE FOR FREE illustrated and descriptive circular "\$183-Million Building Projects."

GIVEN MANUFACTURING CO.
Dept. AR-9, 3855 Santa Fe Avenue
Los Angeles 11, Calif.



Waste King
KITCHEN
PULVERATOR
CONTINUOUS FEED
A PRODUCT BY GIVEN • LOS ANGELES, CALIFORNIA

"KING OF THE KITCHEN"

royal jet-flow

heating unit out-performs
units costing three
times as much

over 50,000 installed
in homes built by America's
largest builders



write for information

royal heaters inc.

1024 westminster ave., alhambra, calif.

SUPERLITE PUMICE

LOW COST...
ALL PURPOSE!

LIGHTWEIGHT AGGREGATES

CUT REINFORCEMENT COSTS

More than 30% lighter than ordinary concrete aggregates, Superlite pumice aggregates make possible important savings through reduced cost of labor, material, equipment and form-work. Less reinforcing steel is necessary because of reduced dead weight. Footings and foundation elements can be smaller, saving material and excavation costs. Superlite pumice concrete has exceptionally high crushing strength. Write for illustrated leaflet. Estimates furnished on request.

SUPERLITE CORPORATION, P.O. Box 578, Calipatria, California
Please send me, without obligation, your Superlite pumice booklet.

Name

Address

In Phoenix: Builders Supply Corporation, 3800 N. Central Avenue

permission to use this piece of property had not been obtained.

This proved but a temporary set-back, for as soon as the State Toll Bridge Authority had publicly and officially approved the twin bridge, a bill to obtain the necessary right-of-way was introduced into the Senate by Senator William F. Knowland of Oakland, a vigorous supporter of the parallel scheme. Governor Warren, listing several reasons for his decision, added his support to the impressive list of names favoring the "twin." It looked as if the supporters of the southern crossing were going to lose their case.

Then, just as hope for the southern crossing reached low ebb, a statement was released from Secretary of Defense Louis Johnson. The statement was in response to a request for his opinion on the bridge location made by the House Armed Services Committee. The Secretary, speaking for the entire military establishment, said that his department had previously gone on record as endorsing the southern crossing, and that it was recommending against passage of a bill to permit an easement across Yerba Buena Island for a parallel bridge. (In 1946 a joint Army-Navy board was appointed to study the need for another bridge over the Bay. Its conclusion was that although there was then no need for such a crossing from the standpoint of national defense, one would be highly desirable, and it recommended construction of a causeway-tunnel which would be located at the suggested southern crossing location. It selected the southern location which the military favored, because it would "disperse the structures crossing the Bay, thus rendering them less vulnerable to air attack and further would improve the transportation facilities in an important defense area.") On the same day that this statement was made public, the California legislature refused to grant an appropriation for the new fiscal year, which would have made possible further studies on the parallel span, until the Toll Bridge Authority has investigated changes and additions to the present Bay Bridge and the southern crossing as recommended by the State Assembly's committee on the bridges.

These two blows to the twin bridges were hailed by the southern crossing proponents as the death knell of the "twin," but Senator Knowland announced that he would continue the fight with his bill to get federal permission to cross the Island. Hearings on this bill began on July 7 in Washington, before a three-man subcommittee of the Armed Services Committee.

On the heels of these developments came the report of the State Assembly's special committee which held ten hearings in Bay Area communities on the bridge location question. The committee hired three New York consulting engineers, O. H. Ammann, T. T. McCrosky and Ole Singstad, to help in its investigation of all angles of the problem. The report recommended an abandonment of all plans to build a parallel bridge across the Bay, urged an early start of plans and specifications for a southern crossing between San Francisco and Alameda, and made specific suggestions on reconditioning of the present Bay Bridge which would remove the Key System Transit Company's rails from the lower deck, thus providing a four-lane (instead of today's two-lane) bus and truck route. It recommended also that further study and consideration be given to

cantilever construction of two additional lanes on either side of the existing Bay Bridge, giving a total of eight lanes for automobile traffic. Another recommendation was that further consideration be given to the plan offered by John Reber, which in addition to providing trans-bay crossing would include water conservation measures considered by some authorities to be of particular importance in certain parts of the Bay Area.

The one sure thing about the second crossing at this point is that there are a lot of figurative bridges that will have to be crossed before another bridge in the literal sense comes into being. Even if a southern crossing is officially decided upon, the actual point of literal departure will have to be determined on either side of the Bay; the type of crossing will have to be decided and so will the kind of construction best suited to the type of crossing selected.

That the second crossing will affect the development of the Bay Area goes without saying; if it would not, there would have been no fight over its location. The problem would have been a clear-cut one of easing traffic congestion on the present bridge. The consequences of the decisions now in the making will be felt for a long time to come.

PROFESSIONAL NOTES

Elections

John S. Bolles, San Francisco architect, has been elected president of the San Francisco Federation of Arts. He represents the American Institute of Architects on the Federation Council.

Marcus S. Carlson, of Hayward, Calif., has been appointed chairman of the Code Changes Committee of the Pacific Coast Building Officials Conference, succeeding Charles P. Margan, retiring chief building inspector of Long Beach, Calif. This committee studies all proposed changes to the code and reports on them to the P.C.B.O.C. at its annual meetings.

Lloyd Rasmussen, Novato, Calif., architect, has been appointed a member of the Marin County Planning Commission.

San Fernando Valley architects, a group affiliated with the Southern California Chapter, A.I.A., recently elected a new set of officers. Lucile Bryant Raport is the new president. With her will serve Robert Stacy-Judd, senior director and treasurer; Harry Hillier, junior director, and Leo Rafaelli, secretary.


New Address

John Lyon Reid, Architect (of Bamberger and Reid), announces the removal of offices to 109 Stevenson St., San Francisco, Calif.

ERRATUM

Architects for the new Guarantee Insurance Company Building in Los Angeles (June 1949, p. 32-28) are Douglas McLellan and Associates. The building was erroneously credited in the June issue to Howard Hastings as designer. Howard Hastings was general contractor for the building.

The Beauty of PETCO FLUSH DOORS Is More Than Skin Deep!



Write Today for Descriptive Folder

J. C. PETERSON COMPANY
3167 W. MISSION RD., ALHAMBRA, CALIF.



A Great New Team!

- 1 Western Rotary Vent
- 2 Western Curb-mounted Fan




1 You've Always Known...

Western Rotary Turbine Ventilators—
in all sizes from 6" through 48"
throat. With lifetime guaranteed
ball bearings. Both bearings on
same axis always stay in alignment.

2 Now Meet the New...

Western Curb-Mounted Fan.
Designed so fan diameter
is the same as throat
diameter. This means more
air for less money. See why.
Send for our new catalog No 49-G



JOBBERS
Become part of
our national
distribution
system. Details
on request.


"Always on the job—never on the payroll"

WESTERN ENGINEERING & MFG. CO.
1726-28 E. WASHINGTON BLVD., LOS ANGELES 21, CALIF.

TODAY'S MAGIC IN HOME COMFORT

IS A

Radiant Aire
HEATING UNIT



CONSOLE MODEL

HERE'S WHY

- CLEAN EVEN HEAT
- LOW INITIAL COST
- REAL OPERATING ECONOMY
- COMPACT—SAVES SPACE
- BEAUTIFULLY DESIGNED
- COMPLETELY AUTOMATIC
- UNDERWRITER'S TESTED AND APPROVED

Radiant-Aire automatic heating units are manufactured in the Northwest and specifically designed for Northwest homes. These compact units are available in sizes to properly heat homes from 800 to 3,000 square feet, regardless of design. Oil fired with P.S. 200 standard or catalytic "cracked" furnace oils, Radiant-Aire matched burners will deliver clean, low cost heat to every corner of a home with year-after-year dependability.

NOTICE!

Be sure to read the project editorial in this issue which outlines the Lawrence & Hazen Model House designed for the Seattle Home Show. A Radiant-Aire heating unit was selected for this striking example of today's modern home.

SEE YOUR LOCAL DEALER OR WRITE FOR FREE DESCRIPTIVE LITERATURE

ELECTRO-WATT INDUSTRIES, INC.

Seattle, Wash. Salem, Ore.
Aurora at Mercer P. O. Box 1147

NEWS OF NEW PRODUCTS

HARDBOARD PANEL

A new hardboard panel made from Douglas Fir fibers is said to be especially suitable for walls, ceilings, counters, etc. due to its resistance to chipping, cracking, breaking and denting. The manufacturer claims that the board can be worked using ordinary wood working tools. The surface is said to take any type of finish by spraying, brushing or baking.

Forest Hard Board is being produced initially in sizes ranging from 4 by 4 ft. to 4 by 16 ft. in thicknesses of 1/8, 3/16 and 1/4 in. Stimson Lumber Co., Dept. AR, Forest Grove, Ore.



Metal jalousies provide sunlight control


VERTICAL JALOUSIES

Vertical jalousies now available consist of movable, aluminum blades, similar to large louvers, formed to give stiffness and mounted on ball bearings for ease of operation. *Lemlar Vertical Jalousies* are custom built and can be installed either inside or outside. Lemlar Mfg. Co., Dept. AR, 715 Redondo Beach Blvd., Gardena, Calif.

INDEX TO ADVERTISEMENTS

Domestic Engineering Co.	32-16
Electro-Watt	32-20
Given Manufacturing Co.	32-17
Holister Coil Spring Mfg. Co.	32-14
Johnson Western	32-20
Paraffine Companies, Inc.	32-13
J. C. Petterson Company	32-19
Royal Heaters	32-18
Smoot-Holman Company	32-11
Stimson Lumber Co.	32-9
Sunbeam Lighting Company	32-7
Superlite Corporation	32-18
Vonnegut Hardware Co.	32-16
Western Blower Company	32-15
Western Engineering & Mfg. Co.	32-19
Woodfiber Div.-Simpson Logging	32-5

PERMANENT DITCH LINING



... WITH

GUNITE

by JOHNSON WESTERN

Gunite provides rapid construction of lining for irrigation and drainage ditches and for protection of earth banks against erosion. Ditch linings of Gunite, applied by Johnson Western, not only mean construction speed, but through sound engineering and proper handling give permanency and low maintenance cost.

FASTER—Skilled, coordinated Johnson Western crews using modern mobile equipment multiply the natural speed of Gunite.

NO FORM COST—Gunite is applied directly against "fine-trimmed" slopes, eliminating costly forming.

PERMANENT—Correct reinforcing mesh, the use of *only* proper mixtures, plus the high impaction of Gunite, means greater strength and lower maintenance costs.

Gunite by Johnson Western means Gunite at its best. Johnson Western leads the field, through pioneering, development, and engineering of outstanding Gunite applications.

Johnson Western experience and attention to specifications means savings for you.


Write today, or phone, for further information on ditch lining and bank protection, as well as commercial and industrial, rehabilitation or construction.



GUNITE

by JOHNSON WESTERN

SAN FRANCISCO 4430 Clement St. Oakland KEllog 4-9220	LOS ANGELES P. O. Box 6 San Pedro NEvada 6-1791 TErminAl 2-4591	SAN DIEGO P. O. Box 248 Coronado HEnley 3-4128
--	--	--



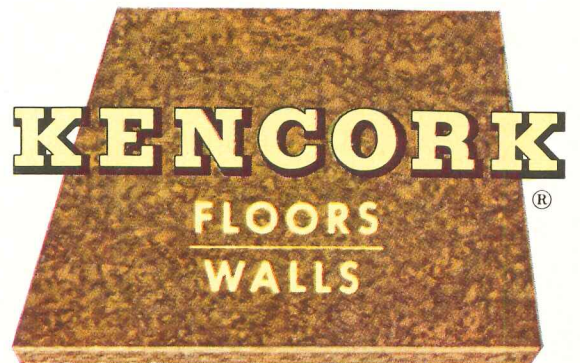
Practical Luxury...



Why no other floor gives all *Kencork's* advantages...

No other floor is so practical... Only Kencork gives this natural beauty plus long wear. And only beautiful Kencork keeps its quiet elegance with so little care. Yes, Kencork floors in use 30 years and more refuse to show signs of wear...even under hardest usage. Its low cost saves money, too.

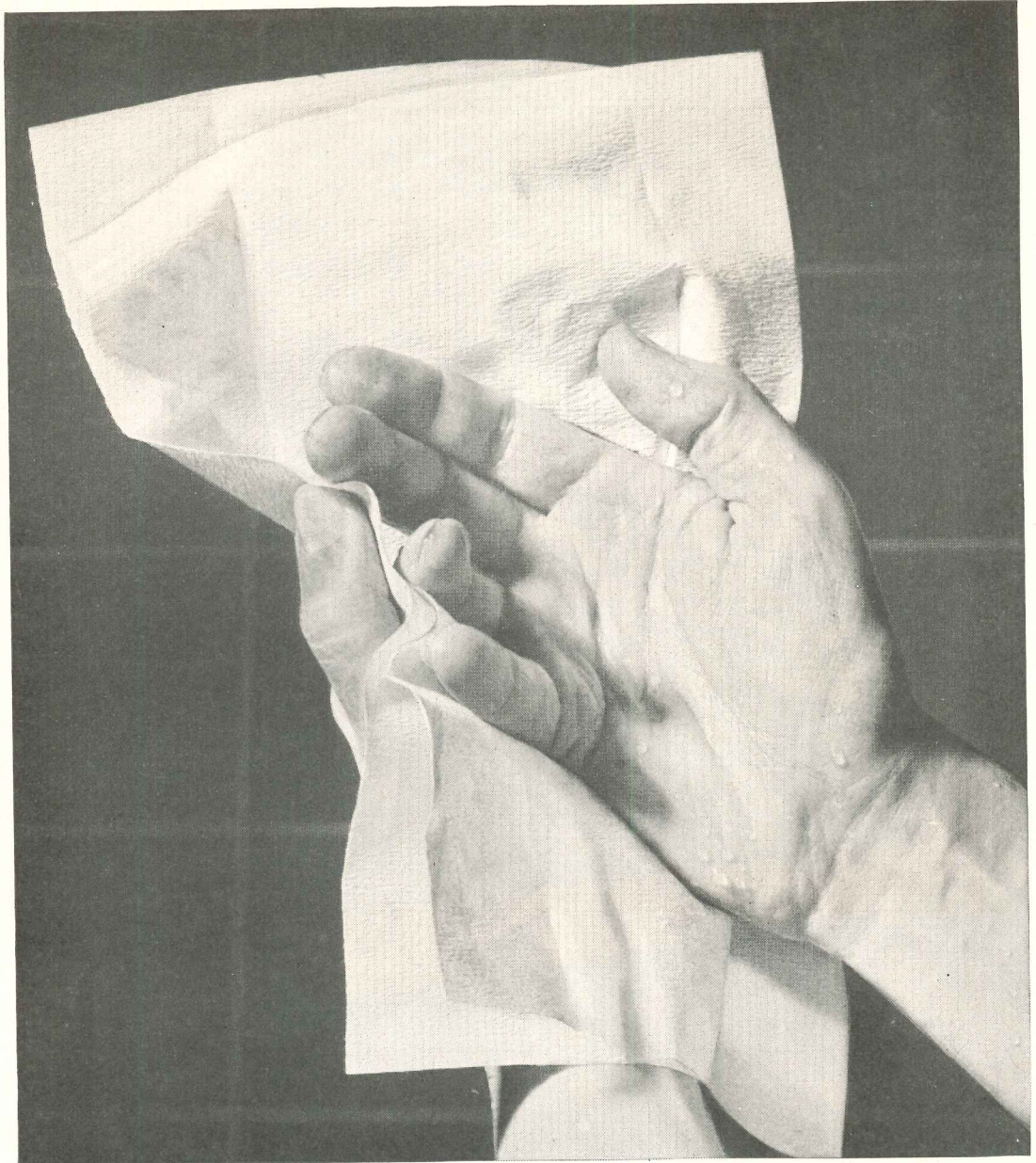
No other floor is so luxurious... Beautiful Kencork is so comfortable underfoot, so quiet, so safe! It is hard to believe this luxury costs so little! Kencork's beauty mellows into infinite richness with the passing years. The subdued, subtle cork tones blend harmoniously with fabrics and furnishings of every type and color... give every room a lasting look of tasteful elegance!



DAVID E. KENNEDY, INC., 58 Second Ave., Brooklyn 15, N. Y. • 1211 NBC Bldg., Cleveland 14, Ohio • Bona Allen Bldg., Atlanta 3, Ga. • 452 Statler Bldg., Boston 16, Mass. • 17th and Sansom St., Philadelphia, Pa. • 4532 So. Kolin Ave., Chicago 32, Ill. • 350 Fifth Ave., New York 1, N. Y. • 1440 11th St., Denver 4, Colo. • 2205 Grand Ave., Kansas City 8, Mo. • 1855 Industrial St., Los Angeles 21, Calif.

David E. Kennedy, Inc., 58 2nd Ave., Brooklyn 15, N. Y. ... RESILIENT TILE FLOORING FOR FIFTY YEARS
Originators of beautiful Cork Tile Flooring—Also Makers of famous Guaranteed Kentile Flooring

Washrooms are one of four most important factors in good working conditions — survey of workers from 400 plants reveals.



In these hands...
a small investment
that pays off

It's such little things as the condition of washrooms that pay off "big" between your clients and their employees. Don't you get annoyed when you're in a washroom that isn't *right*?

Clean, modern, *carefully planned* washrooms help a lot in friendlier relationships. You're doing your client a real favor when you make sure his washrooms *are* right.


ScotTissue Towels symbolize the right kind of washroom. Include ScotTissue Towel cabinets in your washroom planning. Send for our free booklet, filled with helpful suggestions, tested plans and diagrams (by an architect specializing in this field) for large and small washrooms, locker rooms, etc. Simply write to the Scott Washroom Advisory Service, Chester, Pa.

Trade Marks "ScotTissue," "Washroom Advisory Service," Reg. U. S. Pat. Off.



SCOTTISSUE TOWELS

Symbol of the right kind of washroom



*Color...
speaks pleasantly in
subdued tones!*

ARCHITECT: Ernst A. Benkert, Winnetka, Illinois

At Home...with any style...any size house!



**WRITE FOR THIS
NEW FREE BOOKLET**

● "Good Application Makes a Good Roof Better" is a 24 page booklet, prepared by the Engineering Committee to summarize the latest recommended application practices. A valuable check list of details to watch in job supervision. Copies available from member companies or direct.

IN PLANNING a house an architect doesn't balance function *against* beauty—he *blends* them. That's why so many architects specify colorful asphalt shingles. From the practical standpoint, it's obvious to state that a roof is an essential part of the house. Yet in many ways asphalt roofing is *more* practical than any other roofing material. Then add its beauty features—rich hues and tones that match or complement the over-all color scheme . . . simplicity and cleanness of line . . . depth of texture. Here's the perfect blend of function and beauty. Adaptable in color, fire-resistant asphalt shingles are equally adaptable in design to the size, shape, or style of the house—at home with *any* house.

ASPHALT ROOFING INDUSTRY BUREAU
2 West 45th Street • New York 19, New York

SPONSORED BY 28 LEADING MANUFACTURERS OF ASPHALT SHINGLES . . . SIDINGS . . . ROLL AND BUILT-UP ROOFINGS

asphalt

SHINGLES

Construction's Biggest Dollar's Worth

no more hand-me-downs

Stainless sheet and strip production is coming of age—no longer made on the hand-me-downs of carbon steel production, thanks to modern advances in strip mill practice. CRUCIBLE, drawing on this progress and on generations of *specialty* experience, has carried stainless development even further by building the world's first complete mill designed *specifically* for hot and cold rolling of stainless steels. In this \$18,000,000 project, every building, every piece of equipment, has been built to incorporate the *best* of accepted modern practice, PLUS exclusive features designed by CRUCIBLE's industry-famous technical staff.

Here stainless sheet and strip is produced in widths from ½" to 50" inclusive, in all gauges, grades and finishes. This new and important contribution to the production of stainless steel is vital news to every processor of stainless steel products. For now CRUCIBLE, one of the pioneers in stainless steels, rounds out an integrated program of stainless in all its forms—sheets, strip, plates, bars, wire, forgings, castings, and tubing (manufactured by the new subsidiary, Trent Tube Co.) To this program CRUCIBLE has applied its *specialty product* methods of quality control, methods that have given CRUCIBLE leadership in special purpose steels for half a century. Data sheets for all grades are yours for the asking. Your inquiries will be welcomed.

CRUCIBLE STEEL COMPANY OF AMERICA
405 Lexington Ave., New York 17, N. Y.
Branches, Warehouses and Distributors in Principal Cities

*for
stainless
sheet
and strip*



CRUCIBLE

hot and cold rolled

first name in special purpose steels


STAINLESS SHEET AND STRIP

STAINLESS • HIGH SPEED • TOOL • ALLOY • MACHINERY • SPECIAL PURPOSE • STEELS

Here it is!

NEW BULLDOG Service Electri-Center

Available in 2-, 4-, or 8-circuit cabinets, the handsome Service Electri-Center is ideal for homes, offices, and small plants.



featuring

Pushmatic



FOR HOMES



COMMERCIAL BUILDINGS



GARAGES



PLANTS

THE BULLDOG Service Electri-Center, featuring *Pushmatic*, offers ease of installation, versatility and adaptability *never before obtainable in any panelboard*. Here's why—

More compact than old-fashioned load centers, the Service Electri-Center actually contains more wiring space! Revolutionary *Pushmatic* units are responsible for this bit of magic. Two-thirds the size of a pack of cigarettes, *Pushmatic* makes the Service Electri-Center a wireman's dream.

And complicated group mountings are eliminated. Each *Pushmatic* is an individual single-pole unit,

making changes and additions a simple matter.

BullDog Service Electri-Centers don't have to be hidden away in the basement or other inconspicuous and inconvenient places. Beautifully styled, this modern panelboard is at home almost anywhere.


Available in 2-, 4-, and 8-circuit cabinets, the Service Electri-Center is the last word in efficiency and protection for homes, offices, and small plants. Send the coupon today for *Pushmatic* Bulletin No. 494. It contains complete information and prices on Service ELECTRI-CENTERS and the new *Pushmatics*.

Pushmatic... a new kind of control and protection

PUSH—It's ON!

PUSH—It's OFF!

PUSH—It's ON again!



THE revolutionary *Pushmatic* provides finger-tip control and automatic protection against short or overload. A simple push of the finger makes or breaks the circuit.

And if power is broken by short or overload, just push and service is restored. No more bothersome resetting by hand... no fuses to worry about. There's only one operation for this unique circuit breaker and that's **PUSH!**

There are four types of *Pushmatics*: THERMAL ONLY, THERMAL-MAGNETIC, or either of these types with AMBIENT COMPENSATING FEATURES. All *Pushmatics*, regardless of type or rating, are identical in size and contour and are interchangeable.

Approved by Underwriters' Laboratories, *Pushmatics* are available in ratings of 15, 20, 30, 40, and 50 amperes, 120 V., 1 pole, or 120-240 V., 2 poles, AC.

Send the coupon now for more information on why the

sensational *Pushmatic* makes the BullDog Service Electri-Center the most modern panelboard available today.

BULLDOG ELECTRIC PRODUCTS COMPANY
DETROIT 32, MICHIGAN—FIELD OFFICES IN ALL PRINCIPAL CITIES
IN CANADA: BULLDOG ELECTRIC PRODUCTS OF CANADA, LTD., TORONTO



BULLDOG

HEADQUARTERS FOR ELECTRICAL DISTRIBUTION

BULLDOG ELECTRIC PRODUCTS CO.
Detroit 32, Michigan

Please send me your Bulletin No. 494 giving full information and prices on your *Pushmatic* Service ELECTRI-CENTERS.

Name _____

Company _____

Street Address _____ Zone _____

City and State _____

A


at last! A TIGHT PERMANENT SEAL
 BETWEEN SINK AND COUNTER TOP

WITH . . . BRIGGS

PERM-O-SEAL


Copyright 1948

STAINLESS STEEL PREFORMED MOULDINGS



BOSTON — 32" x 21" Double Compartment Sink with Integral Ledge.

Model B-5304 SR Faucet (as illustrated), or
 Model B-5303 SR Faucet less Spray
 Perm-O-Seal Moulding—Model B-6060



YORKER — 42" x 20⁵/₈" Sink and Tray. Can be installed
 with sink at left or right. Model B-5200 S

Model B-6200 Sliding Drainboard (Optional)
 Model T-9201 Polished Chromium Plated Ledge Faucet (as
 illustrated) or Model T-9206, less Spray
 Perm-O-Seal Moulding—Model B-6050

There's a
Briggs Beautyware
 flat rim sink to fit every
 kitchen requirement

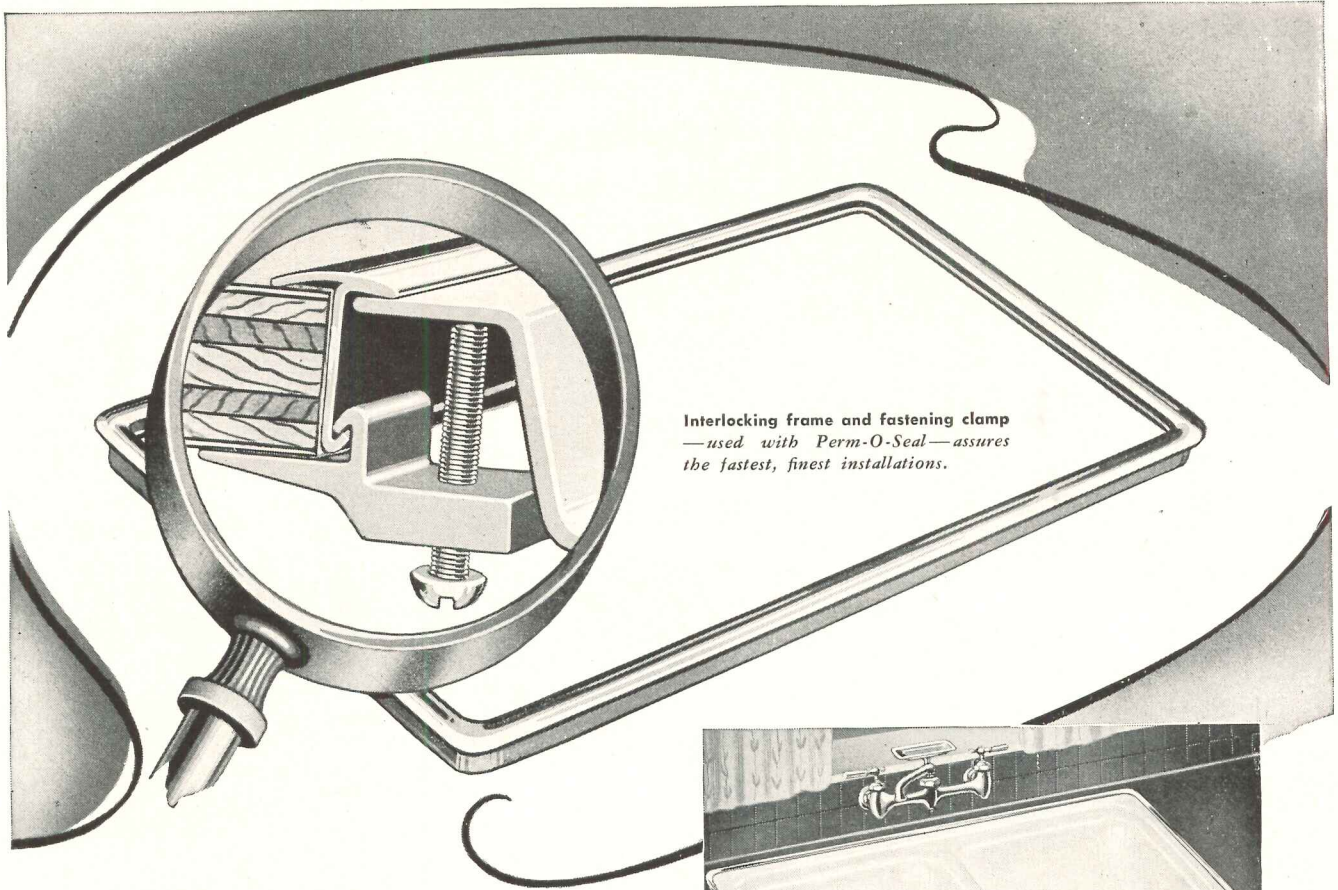


DENVER — Single Compartment Sink with Integral Ledge.


Size	Faucet with Spray	Less Spray	Perm-O-Seal
30x21	Model B-5464 SR	Model B-5463 SR	Model B-6090
24x21	Model B-5434 SR	Model B-5433 SR	Model B-6085

BRIGGS

Copyright 1949, Briggs Manufacturing Co.




Interlocking frame and fastening clamp
—used with Perm-O-Seal—assures
the fastest, finest installations.



OAKLAND — Double Compartment Flat Rim Sink.

Size	Model	Perm-O-Seal
32x18	B-5250 S	B-6055
42x20 $\frac{5}{8}$	B-5255 S	B-6050

Model B-6200 Sliding Drainboard (for Model B-5255 only)
Model T-9220 Polished Chromium Plated Wall Faucet (as illustrated)



MIAMI — Single Compartment Flat Rim Sink.

Size	Model	Perm-O-Seal
20x16	B-5400 S	B-6065
30x18	B-5410 S	B-6075

Model T-9201 Polished Chromium Plated Ledge Faucet (as illustrated)

AMAZING PERM-O-SEAL *permanently* eliminates loosening and popping up of counter-top material due to water soaking at sink edge. It's the newest and most foolproof sink moulding . . . and it fits exactly on the first try! Never requires complicated adjustments or costly shop work . . . yet makes the entire sink installation look smarter, more streamlined! Perm-O-Seal Moulding is solid stainless steel and is designed *only* for use with Briggs Beautyware flat rim sinks and built-in lavatories.

Beautyware

See your Briggs Beautyware distributor
or write for complete details to
BRIGGS MANUFACTURING CO.
3031-i Miller Avenue, Detroit, Mich.



One of the 1100 Shamrock guest rooms. Featured here, Bigelow's Beauvais Axminster #1792

A Show Place of the Lone Star State—Houston's new Shamrock Hotel

*The theme is luxury—
the carpets are Bigelow*



They thought of everything when they planned the Shamrock Hotel. A 165-foot swimming pool in the vast surrounding gardens. Television hookup and six-station radios in every room, and made-to-order temperature.

So, in choosing floor coverings, it's only natural that the interior designer, Robert D. Harrell, should have selected impressive Bigelow Carpets. 40,000 square yards of them—in various weaves and patterns!

Wherever carpets must look aristocratic, feel soft as

moss, and act downright rugged, Bigelow Carpets are a "natural" for the job.

And Bigelow's Carpet Counsel is a "natural" to give you just the advice you need on fine carpets for hotels, clubs, theatres, or offices. This board of experts will be glad to answer your questions on weaves, patterns, colors, costs, and installations.


There are 26 Carpet Counsel Offices. Why not call the one nearest *you*, today?

BIGELOW Rugs and Carpets

Beauty you can see... quality you can trust... since 1825



**MAKES THE STARS
SHINE BRIGHTER**



ALZAK

LOOK FOR THIS NAME

It identifies aluminum reflectors made extra bright that won't chip, spall, or peel. Clean them regularly and they will last indefinitely. Leading manufacturers make Alzak reflectors in standard shapes and sizes, in specular and diffuse finish.

Television is a light-hungry business. It demands foot-candles by the thousand to sharpen the image, lend contour, increase depth of field. Television lighting is a job that Alzak reflectors handle well. They reflect and control light better than all other commercial reflectors.

What's that to you? Well, figure the price of wire, fixtures, current . . . everything for a lighting system. Poor reflectors can waste a lot of that money. Alzak reflectors give high lighting efficiency. ALUMINUM COMPANY OF AMERICA, 1474J Gulf Building, Pittsburgh 19, Pennsylvania.

ALZAK REFLECTORS
OF ALCOA ALUMINUM



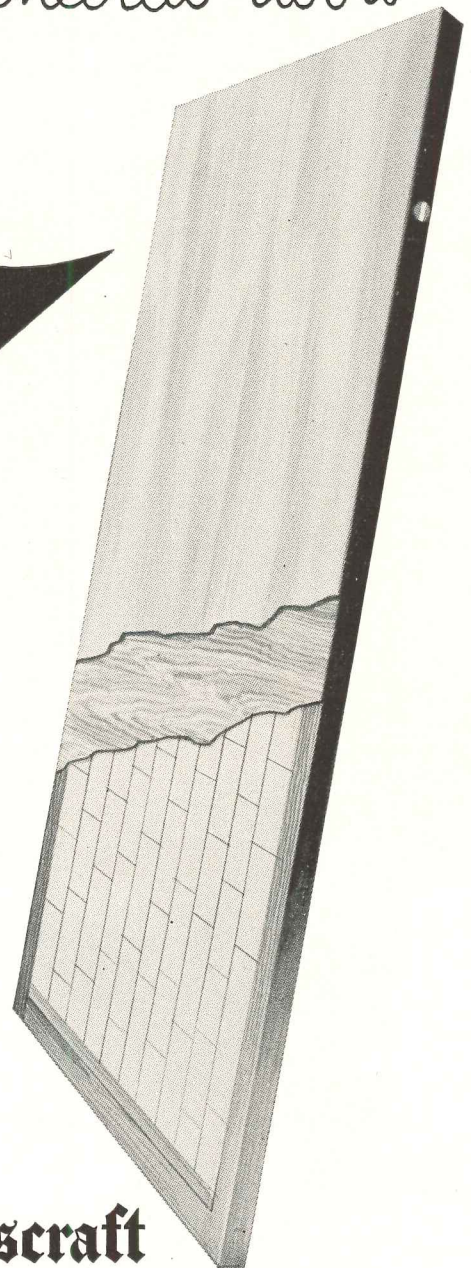
*made by
Leading Lighting
manufacturers*

Roddiscraft

SOLID CORE

flush Veneered doors

for Exacting
School Board
Requirements



Highly fire and sound retardant, ruggedly resistant to the hazards of heavy school traffic, Roddiscraft Solid Core Flush Veneered Doors exceed the exacting requirements of school boards everywhere. Hundreds of Roddiscraft installations throughout the country attest to the intelligent choice of specifying authorities.

Roddiscraft Standard 1 $\frac{3}{4}$ " Solid Core Flush Veneered Doors have consistently exceeded the 40-minute fire test and show an average sound transmission loss of 30.9 decibels in independent tests.

Roddiscraft standard construction specifies standard thickness face veneers*, hot press bonded with *water-proof* phenolic resin, as opposed to $\frac{1}{8}$ " or thicker because standard thickness face veneers reduce moisture penetration, eliminate the cracking and checking common to thick faces, and make possible more perfect book-leaf matching.

Ask your Roddiscraft representative to show you a sample of Roddiscraft standard construction. Roddiscraft Solid Core Doors in standard sizes are available for immediate delivery from the nearest Roddiscraft warehouse.

* $\frac{1}{28}$ " for most types of wood.

Roddiscraft

RODDIS PLYWOOD CORPORATION
Marshfield, Wisconsin

NATIONWIDE Roddiscraft WAREHOUSE SERVICE

Cambridge 39, Mass. 229 Vassar St.
Charlotte, N. C. 123 E. 27th St.
Chicago 32, Ill. 3865 W. 41st St.
Cincinnati 2, Ohio 457 E. Sixth St.
Dallas 10, Texas 2800 Medill St.
Detroit 14, Mich. 11855 E. Jefferson St.
Kansas City 3, Kan. 35-53 Southwest Blvd.
L. I. City, N. Y. Review & Greenpoint Ave.
Los Angeles 11, Calif. 2860 E. 54th St.

Louisville 10, Ky. 1201-5 S. 15th St.
Marshfield, Wis. 115 S. Palmetto St.
Milwaukee 8, Wis. 4601 W. State St.
New York 55, N. Y. 920 E. 149th St.
Port Newark 5, N. J. 103 Marsh St.
Philadelphia, Pa. Pier 5, N. Delaware Ave.
St. Louis, Mo. 4453 Duncan Ave.
San Antonio, Texas 727 N. Cherry St.
San Francisco 24, Cal. 345 Williams Ave.

WITH COPPER TUBES,

you subtract installation time . . .

add years of rust-free service



WHETHER it's a heating installation like this one, or a simple plumbing job for a small home, Anaconda Copper Tubes offer the advantages of comparatively easy installation, freedom from rust, light weight, smooth flow through solder-type fittings, moderate cost and long-term service.

The economies afforded by copper tubes make them a paying investment not only for water lines, but also in forced circulation hot water heating lines and radiant panels, as well as for lawn sprinkler systems, tank-to-oil-burner, bottled gas and other connections.

Anaconda Copper Water Tubes, Types K and L, together with solder-type fittings are supplied by wholesale distributors from coast to coast. Further information will be found in Sweet's, 1948, A-26-1.

4770-B

ANACONDA
from mine to consumer
SINCE 1858

Anaconda

COPPER TUBES

THE AMERICAN BRASS COMPANY

General Offices: Waterbury 88, Connecticut
Subsidiary of Anaconda Copper Mining Company
In Canada: ANACONDA AMERICAN BRASS LTD.
New Toronto, Ont.



BAMBERGER'S Morristown, N. J.
 Voorhees, Walker, Foley & Smith, *Architects*
 Mahony-Troast Constr. Co., *Builder*

Sculpture...

IN ARCHITECTURE



So versatile in form and color is Enduro-Ashlar Architectural Terra Cotta that leading architects know it will fit perfectly into their designs. For example, Bamberger's store in Morristown, New Jersey. Here, the architects designed a modern structure, embellished with eight colonial terra cotta plaques, true to Morristown's historical tradition. Sculptured by Ralph Menconi, the plaques are four feet six inches in diameter and each portrays an individual who played a prominent part in the city's early history. Background of terra cotta plaques is a mottled green; profiles, lettering and historical insignia are in white.


If you would like full facts on how Enduro-Ashlar Architectural Terra Cotta will fit into your plans, write today. Construction detail, data, color samples, estimates, advice on preliminary sketches, will be furnished promptly without charge.

FEDERAL SEABOARD TERRA COTTA CORP.



10 EAST 40th STREET, NEW YORK 16, N. Y.
 PLANTS AT PERTH AMBOY AND SOUTH AMBOY, N. J.

new highs in EFFICIENT & ECONOMICAL LIGHTING
FOR SCHOOLS AND OFFICES



THE "Monroe" * in 4 and 8-Foot MODULES
FLUORESCENT LUMINAIRES

Check these Advantages

● **ECONOMICAL INITIAL COST**

Simplified design and construction of the basic chassis, side-panels and reflecta-louver assembly result in production economies which are passed on to the ultimate users.

● **LOW INSTALLATION COST**

One man, working from the side and not from the bottom, hangs the bare chassis in a minimum of time. Side-panel and reflecta-louver assembly snap into position *after* the chassis is hung; no tools required. The 8-foot chassis requires less hangers and less installation time.

● **MAXIMUM EFFICIENCY**

Permafactor Lighting Engineers have designed the Monroe to give efficiencies up to 83% with 25-35 shielding. Brightness comes well within the I.E.S. recommendations.

● **SIMPLIFIED MAINTENANCE**

Cleaning or relamping is fast and simple. Reflecta-louver assembly hinges down from either side; full-length fibre-plate snaps out quickly for easy access to wiring channel and ballast.

● **FLEXIBLE APPLICATION**

Plastic, aluminum or steel side-panels . . . reflector-closures that attach for totally direct lighting . . . and individual or inline installation with or without hangers—make the Monroe the "ideal" unit for many varied applications.

THESE ADVANTAGES ADD UP TO
ALL AROUND LIGHTING ECONOMY!

Write today for complete details on this exceptional series of fluorescent luminaires.



PITTSBURGH REFLECTOR COMPANY

PITTSBURGH 22, PENNSYLVANIA

Permafactor Lighting Engineers in All Principal Cities

Distributed by Better Electrical Wholesalers

PITTSBURGH REFLECTOR COMPANY

402 Oliver Bldg., Pittsburgh 22, Pa.

Please send me your bulletin which describes the Monroe Series in detail and shows specification, photometric and installation details.

Name _____

Title _____

Company _____


Street _____

City _____ Zone _____ State _____

GOOD LOOKS UNLIMITED
 within rigid cost limits

K & M "Century" No. 5
AMERICAN METHOD TYPE
ASBESTOS-CEMENT
ROOFING SHINGLES

Mecco Construction Company, Philadelphia, is using K&M "Century" No. 5 Roofing Shingles on a group of distinguished all stone homes like this, at Broad Axe Village, Ambler, Pa.



Attractiveness, utility and cost are the architect's three-horned dilemma, especially in residential roofing. This presents a challenge that informed architects find themselves happily able to meet today, by employing K&M "Century" Asbestos-Cement Shingles.

The desired richness to enhance any over-all scheme is inherent in the deep cypress graining of K&M Shingles. The mineral pigments—surf green, Spanish red, black, white—are not merely on but *in* these shingles, for enduring beauty.

Architect, builder and owner can all agree on the economics of K&M Shingles. The handy 24" three-course units, rapidly laid with self-alignment, using only two nails per unit, save labor time. No maintenance, because normally there is nothing that weather, rot, or even fire, can do to K&M Asbestos-Cement Shingles.

Your inquiry for specification and application data will have our prompt attention. Write us.



Each 24" K&M shingle unit (above) lines up for that clean "custom" effect.


Original manufacturers of Asbestos-Cement Shingles in this country.



KEASBEY & MATTISON
COMPANY • AMBLER • PENNSYLVANIA

DISTINCTION COMES TO THE FRONT


Modernized with BRASCO ARCHITECTURAL METAL SETTINGS



(Youngstown, Ohio) Archts. Sidney H. Morris and Associates, Chicago

Archt. J. P. Thomson, Windsor, Ontario ▶

Archts. Leichenko & Esser, Chicago ▼



Archt. Ray L. Ignelzi, Chicago Heights, Ill.



Archt. Irving Klein, Houston

STORES FRONTS

with

SELLEVISION®

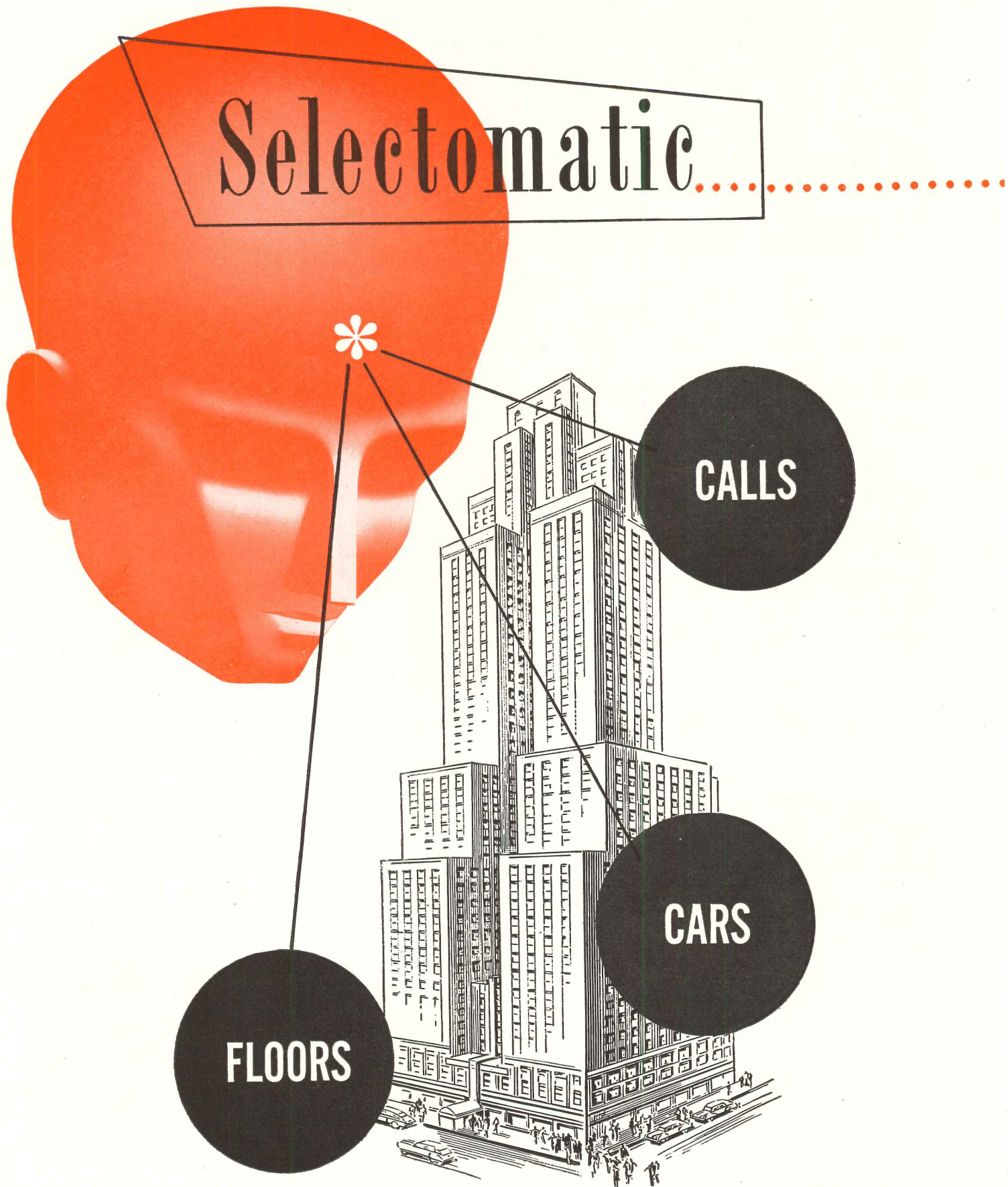
Write for Catalog and Details

Brasco
SAFETY-SET
STORE FRONTS

BRASCO MANUFACTURING CO.
HARVEY • (Chicago Suburb) • ILLINOIS

Specialists in Metal Store Front Construction for more than 35 Years

Selectomatic



FLOORS

CALLS

CARS

CHECK ... AND YOU'LL SELECT

THE ELECTRICAL "BRAIN" THAT SOLVES QUICK-CHANGING ELEVATOR TRAFFIC PROBLEMS...INSTANTLY

SCIENCE'S GREATEST ACHIEVEMENT IN ELEVATOR TRANSPORTATION has a mind of its own for calculating correct answers to widely varying elevator traffic demand situations — calculating them instantly and automatically.

Take the "Off Peak" period for instance—the situation that exists during the greater part of the building day. Traffic is characterized by quick changes—light to heavy up and down, to heavier up and heavier down.


Set just one button and Selectomatic automatically solves all the variables in these "Off Peak" period problems...integrates calls, cars and floors. That one setting puts Selectomatic's electrical "brain" in action. It reacts automatically to all of the various "Off Peak" demands...keeps cars evenly spaced and hard at work giving your building the most efficient service possible on every floor every minute of the day.

Selectomatic, an exclusive Westinghouse development, is the latest and greatest advance in vertical transportation. Send for Book B-3597 and get its complete, remarkable story. Westinghouse Electric Corporation, Elevator Division, Jersey City, N. J.

YOU CAN BE SURE...IF IT'S
Westinghouse

Selectomatic Elevators

J-98538



Architects: SKIDMORE, OWINGS & MERRILL

the **T**errace
Plaza has
ZINCGRIP-
PAINTEGRIP


WHAT kind of weather do you want? In Cincinnati's new Terrace Plaza Hotel, new-type ducts supply conditioned air under high pressure to rooms. Guests twist a dial, make the climate they wish.

That's good news for guests. Good news for architects and management, too. For this air-conditioning system not only is highly efficient but the sheet metal construction is Armco ZINCGRIP-PAINTGRIP Steel for extra-long service.


This special-purpose steel is *triple-protected* . . . *protected* by a heavy zinc coating that stays on even through severe forming operations . . . *protected* by a special mill-applied Bonderized finish that takes paint without pre-treatment . . . *protected* by paint that looks better and lasts longer—because it is insulated from the zinc coating that hastens aging and peeling of paint and enamel finishes.


Armco ZINCGRIP-PAINTGRIP Steel is used for gutters, downspouts, standing-seam roofing, louvres, ventilators, metal doors, toilet partitions, ventilating hoods and other building applications. Specify it for any construction or equipment that requires the rust-resistance of an unbroken zinc coating plus complete paint-adherence. The great demand for this durable steel has restricted distribution, but we're working toward the day when we can supply as much Armco ZINCGRIP-PAINTGRIP Steel as your needs require.

See your SWEET'S CATALOG for additional information—or write to Armco Steel Corporation, 3169 Curtis Street, Middletown, Ohio. Export: The Armco International Corporation, Middletown, Ohio.



ARMCO STEEL CORPORATION





FACTORY MEN, TOO,

favor THESE FLEXIBLE INTERIORS

"Movable walls made of tough *Transite* are just as practical out in the plant as in the main office," say factory executives. "They're durable, hard-to-mar, yet easy to move."


The idea of movable walls to meet ever-changing needs is not new. But the introduction of *Transite* Movable Walls has made that idea so *completely acceptable* that many plants and office buildings are now equipped with miles and miles of these asbestos-cement partitions.

Johns-Manville *Transite* Walls have the solidity of permanent construction, are 100% salvageable, and can be decorated as the architect desires. With projection-free surfaces, they are attractive in appearance, economical to maintain.

Today, architects often combine *Transite* Movable Walls with two other Johns-Manville products: noise-quieting Acoustical Ceilings, and resilient Decorative Floors. The combined use of these three materials is called J-M Unit Construction. It makes the *complete interior* available under *one* specification, *one* manufacturer's responsibility.

• • •

Write for brochures describing these important steps forward in building design. Johns-Manville, Box 290, N. Y. 16, N. Y.



2 Types of *Transite* Walls ... both movable

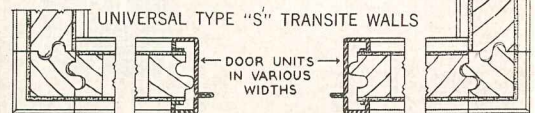
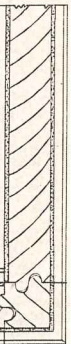
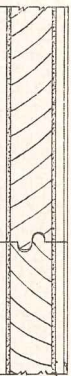
Shown above in process of erection is the Universal type of J-M *Transite* Wall. The finished wall consists of a sealed core, faced on both sides with asbestos-cement sheets, and is 1 3/4" in thickness. It is one of the easiest and most economical of all walls to erect and relocate.

A second type of *Transite* Wall is called Imperial. Here the asbestos-cement panels are hung on steel studs, forming a 4" double-faced partition.

Both types are fire-resistant, rotproof, hard-to-mar, and highly resistant to shock and abuse.

Transite units are light, easy to handle, and can be relocated with little or no interruption to work routine.

Moreover, they can be used not only as partitions, but also as interior finish for the outside walls.



Johns-Manville Unit Construction

MOVABLE *TRANSITE* WALLS • ACOUSTICAL CEILINGS • DECORATIVE FLOORS (ASPHALT TILE AND TERRAFLEX)

**Transite* is a registered Johns-Manville trade mark.

Only
ONE
Moving
Part



This compact piston unit contains all working parts of the SI-FLO. It gives years of trouble-free service and can be replaced, if necessary, in five minutes—constituting a complete repair of the valve!

in the SPEAKMAN SI-FLO FLUSH VALVE

Quiet as a Whisper!

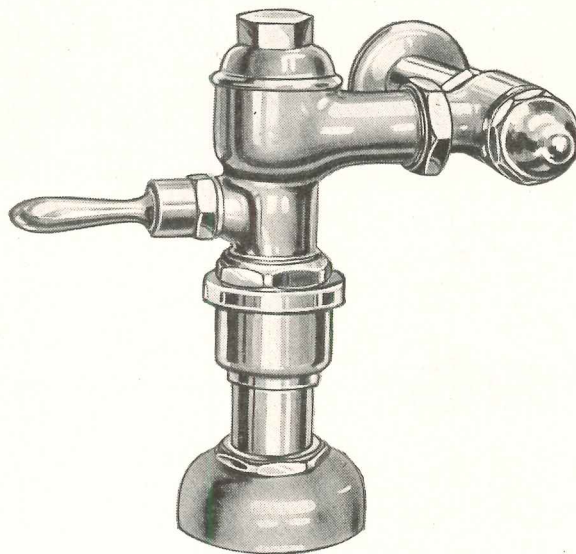
SI-FLO is the first, successful, quiet-operating flush valve. It eliminates hammering, knocking, line throttling, and closing noises—even with supply pressures as high as 100 pounds per square inch. And it stays quiet throughout its entire long-life.

SI-FLO is economically installed . . . an adjustable connection ($4\frac{3}{8}$ " to $5\frac{1}{8}$ ") between valve and stop lowers cost of installation time.

Many models are available for all types of installations. For complete information, send for our booklet S-4 or consult our General Catalog S-46.

Speakman Service

Repair parts for Speakman Showers, Fixtures and Flush Valves are readily available, when necessary, and can be installed quickly, easily and inexpensively.



K-9000-BSP SI-FLO FLUSH VALVE

with Back Syphon Preventor. Self-cleaning bypass. 1-inch capped angle stop for right or left supply inlet. Wall flange, metal oscillating handle, flush connection, spud coupling and flange for $1\frac{1}{2}$ -inch top supply bowl.


In Our Eightieth Year

SPEAKMAN

SHOWERS AND FIXTURES

SPEAKMAN COMPANY, WILMINGTON, DELAWARE

SALES COME *Easier* WHEN YOU TEAM UP
BASE-RAY and PACEMAKER



Here's Why
 —with low price **PACEMAKER**
 plus modern **BASE-RAY** you can offer
 the last word in heating at the cost
 of an ordinary job!


Burnham's New oil-burning Boiler — The **PACEMAKER** — is engineered and built to out-perform competition and cut installation time to the bone. That gives you a price advantage. And, teamed up with Burnham's **BASE-RAY*** Radiant Baseboards, you can offer truly *modern* heating at the cost of a conventional installation. That means more business for you.

Why not do as other smart contractors are doing? Install this super-efficient **PACEMAKER** boiler plus **BASE-RAY** and watch your profits grow!

PACEMAKER has many ex-

*Reg. U. S. Pat. Off.


clusive Burnham features. It's the outstanding low-cost boiler on the market. Vertical flue travel and *two* crown sheets soak up all the heat. Installation is quick and easy. Boiler sections shipped assembled from factory. Base furnished with refractory fitted and sealed. Controls placed directly above burner for quick wiring job. Smartly styled two-tone Sarasota Tan jacket — heavily insulated. Delivers abundant low-cost hot water all year with built-in tankless or storage type water heater. Send for complete information **TODAY**. Use the handy coupon.




THE *New* **BURNHAM**
PACEMAKER
 FOR OIL-FIRING EXCLUSIVELY

BUILDERS, ARCHITECTS

Here is a combination that is ideally suited to home development projects. Burnham **BASE-RAY** is widely known through consistent national advertising. With **PACEMAKER** it gives you an ultra-modern installation that will make your houses more attractive to buyers.



The original Radiant Baseboard (Hy-Power style shown). Nationally advertised to make your selling still easier.



READY NOW!
 A complete range of sizes for small, medium and large homes.

Burnham Corporation

"PIONEERS OF RADIANT BASEBOARD HEATING"

IRVINGTON, N. Y., Dept. AR-99



BURNHAM CORPORATION
 Irvington, New York Dept. AR-99

Please send me descriptive literature with complete information on the **PACEMAKER** Boiler and **BASE-RAY** Radiant Baseboards.

Name _____
 Address _____
 City _____ State _____

Express your hotel's Hospitality

with LEES Contract Carpets

The best way to say "Welcome" to any guest—is *the silent way*—with the luxury of lovely Lees Carpets! It's good sound economy too. Lees gives you the *most* for your carpeting dollar. Loomed from 100% imported wool dyed in stainless steel vats by Lees special dyeing formula—Lees Contract Carpets are specially woven to stand heavy traffic. Choose from many exquisite colors, patterns, textures, fabrics — traditional or modern. Also individual custom designs for special interiors. A Lees installation is always a creative piece of work — not "just another order".


Send for samples and specific information from James Lees and Sons Company, Contract Carpet Division, Bridgeport, Penna.; or Showroom No. 1814, Merchandise Mart, Chicago, Ill.



JAMES LEES AND SONS COMPANY, BRIDGEPORT, PENNA. • MAKERS OF LEES CARPETS, COLUMBIA AND MINERVA HAND-KNITTING YARNS

Maximum Control of Air Delivery at the

Critical point



Tri-Flex

DOUBLE DEFLECTION T64 GRILLE

In the majority of air conditioning installations, 4-way control of supply air is essential to satisfactory performance of the system. TRI-FLEX Double Deflection T64 Grilles with SANTROL Volume Controls provide a convenient means of controlling the air volume and the direction, throw and drop of the air stream to meet specific job requirements.

Be sure of your next job... specify and install the all-purpose combination that assures complete, flexible control *at the Critical Point!*

For detailed description, engineering data and size selection information for Tri-Flex Supply Grilles and Registers, Aerovane Return Grilles and Registers and T&B Air Control Devices... write today for a copy of Catalog No. 48S.



plus **Santrol**
VOLUME CONTROL



The T64 consists of two sets of individually adjustable bars for control of air direction, throw, drop. The SANTROL is constructed with adjustable rear blades for control of volume... adjustable front blades for uniform distribution over the outlet face.

TUTTLE & BAILEY inc

NEW BRITAIN, CONNECTICUT

Pittco Awning Bars

● Pittco Awning Bars are the best that modern engineering skill, artistic taste and quality material can produce. They can be used with all types of awnings, and are adaptable to a wide variety of store front designs.


The extrusion method of producing Pittco Awning Bars assures utmost rigidity, clear, sharp profiles, and the rich, satin-smooth finish that indicates top quality.

Pittco Store Front Metal is available through all Pittsburgh branches and through leading glass jobbers from coast to coast. They will gladly advise you on the selection and installation of the proper Pittco Metal members for any application. Behind every Pittsburgh product and service, Pittsburgh research is constantly striving to help you solve architectural and building problems encountered in the field.

• Modern styling

• Sturdy construction

• Smooth operation




PITTCO STORE FRONT METAL

PAINTS • GLASS • CHEMICALS • BRUSHES • PLASTICS



PITTSBURGH PLATE GLASS COMPANY

Get it on paper *FIRST!*



rely on Medart for complete planning service...

Whatever type installation you are considering, consult Medart engineers first... for honest, unbiased analysis of your installation problems. The use of Medart planning and engineering facilities entails no cost or obligation on your part. Yet the savings... in actual installation costs... and in arriving at the proper kind of

installation based on your architectural requirements... are apt to be considerable! Yes... it costs no more... and results are sure, if you put it on paper, *first!* And remember! Over 75 years of serving the nation's schools has given Medart unquestioned leadership in the field of locker room, gym and physical educational equipment.


f m

FRED MEDART PRODUCTS, INC.

3535 DEKALB STREET

ST. LOUIS 18, MISSOURI

LEADERS FOR OVER 75 YEARS IN THE MANUFACTURE OF SCHOOL EQUIPMENT



... at **BERRY-BURK & CO.**
Richmond, Virginia

Architects: Marcellus Wright and Son
Consulting Engineer: Mr. George Wagner, V.P. of Morris Hunter Inc.
Electrical Contractor: Morris Hunter Inc.
Lighting Equipment: Litecontrol No. 3234 troffer-type lens unit plus recessed lens boxes.
Lamps: 40 watt, white, fluorescent; 200 watt incandescent.
Wattage per fixture: 150 fluorescent; 200 incandescent.
Footcandles: 40-45 in service (average).

Shoe Sales **Jumped**


When they Relighted this Showroom

Increased shoe sales immediately resulted from this unusual lighting installation using Litecontrol fixtures. And the sales curve kept right on climbing for the ample, glareless light brought out all the sleek beauty of the fine footwear... made buying easier, selling easier.

Whenever *you* have a lighting problem come first to Litecontrol. You'll find every good type of fluorescent unit in this wide line of graceful, sturdy fixtures. Furthermore, you'll find our Lighting Engineers a real help in supplying unusual ideas and complete lighting layouts.

... with **LITECONTROL NO. 3234 FIXTURE**

Used so successfully in this installation is a strikingly simple recessed unit that gives efficient utilization of all the available light. Merely pushing up on the Holophane Control[®] lenses, and sliding them out, gives access to the inside for maintenance.



Cat. No.	Lamps	HOUSING			TRIM		Approx. Weight
		Length	Width	Height	Length	Width	
3224	2-40W	48"	11 3/4"	6 3/4"	50 1/2"	13 3/8"	38 lbs.
3234	3-40W	48"	11 3/4"	6 3/4"	50 1/2"	13 3/8"	43 lbs.

3200-3 End Cap; or 3200-6 Suspension Strap

LITECONTROL CORPORATION

36 PLEASANT STREET, WATERTOWN 72, MASSACHUSETTS

DESIGNERS, ENGINEERS AND MANUFACTURERS OF FLUORESCENT LIGHTING EQUIPMENT DISTRIBUTED ONLY THROUGH ACCREDITED WHOLESALERS




LITECONTROL
Fixtures

KEEP UPKEEP DOWN

Rolling Steel DOORS

Manually • Mechanically • Power Operated



Vertically acting Rolling Steel Doors allow 100% usable space adjacent to the door opening . . . they coil up clear of the opening safe from damage while the opening is in use . . . they provide the maximum in protection against intrusion and fire—and the permanence of all steel construction assures a lifetime of trouble-free service. When you specify Mahon Rolling Steel Doors, you may be confident of the latest developments in doors of this type, and a greater dollar value. See Sweet's Files for detailed information, complete specifications, installation details and clearance dimensions.

THE R. C. MAHON COMPANY


Detroit 11, Michigan • Western Sales Division, Chicago 4, Illinois

Representatives in All Principal Cities

Manufacturers of Rolling Steel Doors, Grilles, and Underwriters' Labeled Rolling Steel Doors and Fire Shutters. Mahon Steel Deck for Roofs, Partitions, Acoustical Ceilings, and Permanent Floor Forms.

RAILROAD OPENINGS

Rolling Steel Doors are ideal for Railroad Openings in Industrial Plants, Warehouses, etc. These doors can be furnished for openings accommodating one, two, or three parallel tracks. You may select from Two Types of Mahon Power Operators and several control arrangements.



ROLLING STEEL DOORS, SHUTTERS AND GRILLES TO MEET EVERY REQUIREMENT

Thirty Mahon Rolling Steel Doors are installed in the above freight transfer dock constructed for the Wabash Railroad.

MAHON



2 stories high

Made by Columbia for Kaufman's, Inc. through Simon Ventilighter Co., New York City.
Size: 20 ft., 3 1/4 in. x 24 ft. 10 3/8 in. (507 sq. ft.)

Out in Colorado Springs there's a giant Columbia Venetian Blind two stories high! Before it was installed in the window of the remodeled Kaufman's store, it stopped traffic on display against a 2-story factory. Its special tilt device is operated by remote control!

Here's the point to interest you: the company that can do such a Barnum job has the know-how to handle any kind of Venetian Blind you want! Look to Columbia for quality, for smooth,

dependable operation on any scale. "CCC" - Columbia - Controlled - Construction assures long wear and economy. Columbia styling assures smart looks.



Columbia Venetian Blinds and Window Shades are sold only through Columbia Authorized Dealers: leading department, furniture stores and shade shops. Your nearest Columbia Authorized Dealer will be glad to consult with you on your special needs.

Columbia Authorized Dealers are now in position to quote very attractive prices on jobs involving a quantity of blinds. Be sure to get their estimates.

Columbia
VENETIAN BLINDS
AND WINDOW SHADES


FIND full details on Columbia Venetian Blinds in Sweet's Catalog.

THE COLUMBIA MILLS, INC. • 428 SOUTH WARREN STREET, SYRACUSE 2, N. Y.

CHECK THESE COLUMBIA QUALITY POINTS

- handsome headbox, dust-and-rustproof, completely encloses all satin-smooth working parts.
- choice of enameled-coated steel or aluminum slats. Easy to clean.
- tape removal clip at top and bottom makes tape changing quick, easy.
- automatic safety stop holds blind where you want it—no slipping.
- Columbia's special Snap-Stop keeps blind from rattling, banging when window is open.
- "famous fourteen" colors fit harmoniously into any color scheme.

YOU CAN BE SURE.. IF IT'S
Westinghouse



This current carrier has a *long future*

Look inside—and outside—of Westinghouse Bus Duct and you'll spot features that contribute to more efficient power distribution. More important, you'll see features that promise to maintain this efficiency almost indefinitely. Here are two standout examples:

1 A Bonderized Housing—an exclusive feature that protects the structure against rust and corrosion . . . assures better paint adhesion . . . adds extra years to service life.

2. Prestite Insulation—another Westinghouse exclusive—is used to insulate and support bus bars and provide safe plug-in openings. Prestite has exceptional dielectric qualities, great mechanical strength . . . is impervious to moisture.

And here are other features which assure important service benefits:

Plug-ins every 12 inches on alternate side of duct.

Sliding covers over plug-in openings to facilitate access . . . inspection.

External springs hold outlet covers in position at any point along duct.

Simple, strong cantilever hanger . . . easy to align.

Rigid channel construction . . . top, sides and bottom.

Heavily silver-plated bus joints assure good contact.

Booklet B-4271 contains complete facts about bus duct. Ask your Westinghouse representative for a copy, or write Westinghouse Electric Corporation, P. O. Box 868, Pittsburgh 30, Penna.

J-60707

Westinghouse
Bus Duct



NEW, IMPROVED FIBERGLAS DUCT INSULATIONS...

Two types...for any job

FLEXIBLE AEROCOR




The new, blanket-type insulation, made in a variety of densities and thicknesses to effectively insulate round ducts and irregular-shaped equipment, is a superfine material having an exceptionally high ratio of insulating value to weight.

Fiberglas* "Aerocor*" Insulation comes in rolls up to 200 feet in length and is available in five standard widths and thicknesses. Can be applied rapidly with standard tools and methods.

Aerocor has a k-factor as low as 0.23 at 75° F., mean temperature, weighs as little as 0.3 pound per cubic foot. Its glass fibers cannot rot or mildew, cannot support combustion or sustain rodents.

Ask the local Fiberglas Sales Office for complete information and data on Fiberglas Aerocor Insulation.

COATED DUCT INSULATION



Use this semi-rigid board material as a thermal or acoustical insulation on square ducts and flat surfaces. Can be used either inside or outside ducts, with complete fire safety. When applied *inside* ducts to deaden noise, this insulation will withstand air velocities up to 6,000 feet per minute without eroding.

It's easy to cut to shape with a knife, can be applied either with adhesives or by mechanical fasteners. Has strength to support its weight, is readily finished and painted without preliminary preparation.

Like all Fiberglas Insulations, its glass fibers will not support combustion or sustain rodents, cannot rot or mildew.

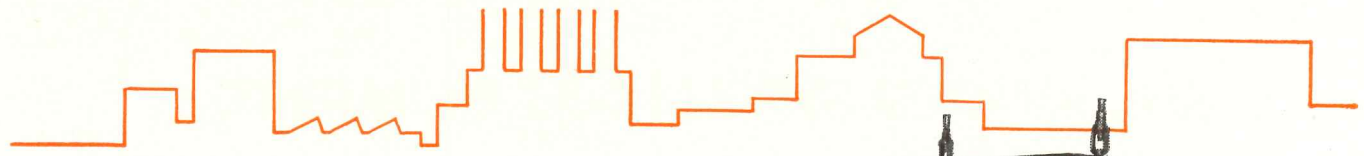
Get complete information and data sheets on both these Fiberglas Insulations by phoning the local Fiberglas Sales Office in leading cities.

Or write to OWENS-CORNING FIBERGLAS CORPORATION, Dept. 831, Toledo 1, Ohio.

OWENS-CORNING
FIBERGLAS
TM. REG. U.S. PAT. OFF.

A NAME THAT MEANS
EXTRA VALUE IN
DUCT INSULATION

*Fiberglas (Reg. U. S. Pat. Off.) and Aerocor are trademarks of Owens-Corning Fiberglas Corporation for products made of or with glass fibers



UNIT HEATING... its uses and advantages



Where it is used Unit heating is widely used in industrial plants and warehouses, garages, stores and public buildings where the following advantages are important.

Low first cost Unit heaters are so efficient and so compact that their heating capacity is often equivalent to the capacity of cast iron radiation or pipe coils of twice the cost. Additional savings are effected because the system requires a proportionately smaller amount of pipe, fittings and accessories.

Economy of operation Heat is forced down to the working level... not banked uselessly at the ceiling level. Heat is turned on and off merely by throwing a switch either manually or automatically by simple thermostatic controls. The rapid response means that heat is furnished only when and where it is wanted... no heat is wasted.

Heating comfort Unit heaters provide quick heating from a cold start. Desired temperatures are easily maintained within a close range. Heat is uniformly distributed in the working zone by forced air circulation. It


is a very flexible system because different or changing heating requirements are easily satisfied by means of different models, a range of capacities, single- or two-speed motors and individual thermostatic controls.

Adaptability to equipment and floor layout The units and the simple piping are overhead where they do not interfere with arrangement of operating machinery or equipment and do not take up valuable floor or wall space. Units are easily relocated at any time to meet changes in plant layout or heating requirements.

Thermolier unit heaters have important construction advantages The design of Thermolier unit heaters is the product of Grinnell Company's ninety-nine years of heating experience. Both architects and contractors like Thermolier's durability, freedom from maintenance troubles and dependable operation. Typical of its construction features is the patented internal cooling leg which permits the use of a plain thermostatic trap, the simplest, least expensive kind of trap. For full details on Thermolier features, capacities and types, see your Sweet's Files.


THERMOLIER

Unit Heaters



GRINNELL

Grinnell Company, Inc., Providence, Rhode Island. Branches: Atlanta • Buffalo • Charlotte • Chicago • Cleveland • Cranston • Fresno • Kansas City • Houston
Long Beach • Los Angeles • Milwaukee • Minneapolis • New York • Oakland • Philadelphia • Sacramento • St. Louis • St. Paul • San Francisco • Seattle • Spokane




Architectural Concrete

theater resists severe weathering

Spokane's FOX THEATER was built in 1931. For 18 years it has been exposed to frequent freezing and thawing cycles and extremes of temperature that range from -30°F. to 108°F. Yet this severe weathering has had no effect on the architectural concrete. Arrises remain as sharp as when the forms were stripped.

Architectural concrete buildings like this that are designed and constructed to resist any weather conditions maintain their original good appearance and remain structurally sound indefinitely. Such durability is the result of applying the well-defined principles and procedures of quality concrete construction.

The beauty and durability of architectural concrete also make it ideal for apartments, hospitals, schools, factories, office and commercial buildings. Having long life and requiring little or no maintenance, architectural concrete renders *low-annual-cost* service, the true measure of construction economy. That's important to owners, investors and public officials.



Illustrations above show a general view of the Fox Theater, Spokane, with (inset) a close-up of large ornamental bas-relief butterfly panel cast integrally with the wall against a plaster mold built into the forms. R. C. Reamer and Frank Wynkoop were the architects. Alloway & George were the contractors.

PORTLAND CEMENT ASSOCIATION

33 WEST GRAND AVENUE, CHICAGO 10, ILLINOIS

A national organization to improve and extend the uses of portland cement and concrete through scientific research and engineering field work

**FIGURE IT IN
ALUMINUM**

THE METAL THAT *Lasts*

**SPEED
CONSTRUCTION**

build with

ALCOA INDUSTRIAL ROOFING AND SIDING

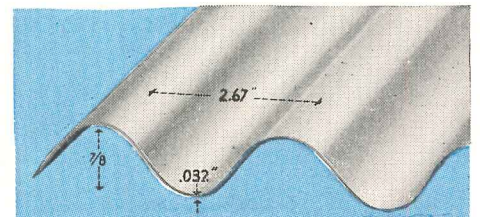
Alcoa Aluminum, proved long-lasting for roofs on monumental buildings (Alcoa roofs installed as long as 20 years ago, and with no painting, are still in excellent condition), now is available in sturdy, easy to erect corrugated sheets.

Made especially for industrial construction, Alcoa *Industrial Roofing and Siding* is made of an Alcoa Alloy that is unexcelled in resistance to atmospheric corrosion by any aluminum alloy now made.

Here is that almost unbelievable combination . . . a better material at a low price. A material that will withstand common industrial atmospheres . . . smoke and fume . . . for years on end. A material that needs no painting or regular maintenance.



Free book gives detailed information on engineering and erecting buildings using Alcoa *Industrial Roofing and Siding*. Call your nearby Alcoa Sales Office, or write ALUMINUM COMPANY OF AMERICA, 1867J Gulf Building, Pittsburgh 19, Pennsylvania.



Here are the Details

THICKNESS: .032 inches.

LENGTHS: 5, 6, 7, 8, 9, 10, 11 and 12 feet.

WIDTHS: Roofing sheet, 35 inches. Siding sheet, 33 $\frac{3}{4}$ inches; coverage 32 inches.

CORRUGATIONS: $\frac{7}{8}$ inch deep. 2.67 inches, crown to crown.

Load Carrying Capacity

PURLIN SPACING	CLEAR SPAN	UNIFORM LOAD p. s. f. (Safety Factor, 2)
6'6"	76"	29
6'0"	70"	35
5'6"	64"	41
5'0"	58"	50
4'6"	52"	63
4'0"	46"	80

ALCOA INDUSTRIAL ROOFING AND SIDING



INGOT • SHEET & PLATE • SHAPES, ROLLED & EXTRUDED • WIRE • ROD • BAR • TUBING • PIPE • SAND, DIE & PERMANENT MOLD CASTINGS • FORGINGS • IMPACT EXTRUSIONS
ELECTRICAL CONDUCTORS • SCREW MACHINE PRODUCTS • FABRICATED PRODUCTS • FASTENERS • FOIL • ALUMINUM PIGMENTS • MAGNESIUM PRODUCTS

there's always room for Crane quality



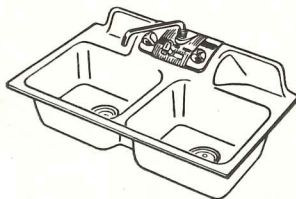
• Take this kitchen, for example. Small . . . compact . . . only 38 inches for the sink.

But that's room enough for Crane quality—room to give your customers the name they prefer! Room here for deep double basins, for cabinet space aplenty. For Crane *Dial-ese* controls, just as on the more commodious Crane sinks. And *commodious* is the word! Crane sinks range all the way from this 38" Kitchen Pride to the six-foot Kitchen Queen. A style for every taste, a price for every budget—and a name that helps you sell!

You'll find this same breadth of line in Crane bathrooms, too. And in home heating, Crane supplies *everything required* for any system . . . hot water, warm air, steam . . . coal, coke, oil or gas.

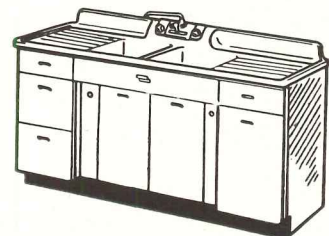
See your Crane Plumbing & Heating Catalog for selections from the Crane line—and be sure to check your plans early with your Crane Branch or Crane Wholesaler.

MOST UNIQUE: *The Crane All-American—the only countertop with all the features of Crane cabinet sinks. Retractable hose spray . . . 4" shelf back . . . Crane Dial-ese controls.*



MOST COMPACT: *The Crane Kitchen Pride—double basins in a 38" space!*


MOST LUXURIOUS: *The Crane Kitchen Queen, America's finest. Double basins, double drain-board—six feet of quality. Available with automatic dishwasher, General Electric Disposall.*



CRANE

NATION-WIDE SERVICE THROUGH BRANCHES, WHOLESALERS, PLUMBING AND HEATING CONTRACTORS

CRANE CO., GENERAL OFFICES:
836 S. MICHIGAN AVE., CHICAGO 5
PLUMBING AND HEATING •
VALVES • FITTINGS • PIPE




HOME



APARTMENT



STORE



FACTORY

Again THE BEST IS THE SIMPLEST


The simplest kind of a mixing valve, controlled by inside and outside liquid filled thermostats—that is the control called Sarcotherm. The mechanisms are strictly mechanical, no electricity or compressed air. Nothing mysterious, and each vital mechanism is a device that has proven its worth for more than a quarter of a century. Nothing could be more simple or dependable.

SARCOTHERM WEATHER CONTROL

In designing heating systems, Sarcotherm makes the job simple and easy, too.

Sarcotherm is versatile. Multiple zone control, automatic night set backs, control of split systems and double switch lines can be incorporated into the heating hook-up with ease. And of course, Sarcotherm is the control that made radiant heating practical for all types of projects, large and small.

It is easy to explain this simple system and its advantages to prospective owners. The new Sarcotherm Catalog is written in non-technical language. Engineering data, imprinted mailing pieces and other material are at your service. Ask for a set and judge what Sarcotherm Simplicity can do for you.



14

Sarcotherm

SARCOTHERM CONTROLS, INC. • Empire State Bldg. • NEW YORK 1, N. Y.



*Teaneck Gardens, Teaneck, N. J.
Architect: M. Simon, New York,
N. Y. Contractor: Sarner and Solov
Construction Co., Inc., Teaneck, N. J.*

Plans for Teaneck Gardens called for bright, cheerful rooms, always comfortably ventilated . . . spacious-looking windows to take full advantage of a picturesque countryside. That is why large, sun-inviting Lupton Metal Windows were installed in each unit of this garden-type apartment. With Lupton Residence Casements, air flow is easily controlled. Slender metal frames increase glass area . . . harmonize with every interior. The beautifully designed Lupton operating hardware is an added feature. Bronze wire screens with narrow metal frames attach on inside.

There is a Lupton Metal Window for every type of building. Write for our catalog, or see it in Sweet's.

MICHAEL FLYNN MANUFACTURING CO.
700 East Godfrey Avenue, Philadelphia 24, Penna.

Member of the Metal Window Institute

LUPTON METAL WINDOWS

WITH PITTSBURGH COLOR DYNAMICS

you can use the energy in color to make office quarters more attractive and increase efficiency of workers.



FREE . . . a COLOR DYNAMICS Study For Buildings You Plan

COLOR used for decorative purposes in office buildings has taken on added significance. Tests have shown that some colors stimulate, others relax, still others depress even causing discomfort and fatigue.

Pittsburgh technicians and color experts have long been studying, testing and proving the effect of this *energy in color* upon human beings. From their research were derived the principles of the new painting system of COLOR DYNAMICS.

With COLOR DYNAMICS, you can specify attractive color arrangements that will retard eye fatigue of workers, increase their efficiency, improve their morale and reduce the hazard of accidents.

Rooms can be made to seem more inviting and spacious, longer or wider, higher or lower. Halls and stairways can be made brighter and safer. Lobbies and reception rooms can be made to reflect more accurately the spirit and character of the organizations that use them.

You can apply the principles of the *energy in color* with scientific accuracy. What you can do with COLOR DYNAMICS—and why—is told in our profusely illustrated booklet. It also contains many practical suggestions for the decoration of lobbies, stairways, corridor as well as private and general offices.

Send this coupon for your *free* copy of this booklet.

There's a Pittsburgh Paint For Every Painting Need

WALLHIDE—PBX, extra-durable; SEMI-GLOSS, for higher sheen; FLAT, for velvet-like finish; GLOSS, for severe service and frequent cleaning.

LAVAX PBX ENAMEL—durable finish for interior use. Dries quickly to an eggshell finish that eliminates glare. For wood, metal or other surfaces.

FLORHIDE—for floor surfaces; can be scrubbed repeatedly with soap solutions.

Pittsburgh Plate Glass Co., Paint Div.,
Department AR-99, Pittsburgh 22, Pa.

Please send me a FREE copy of your new revised and enlarged Booklet, "Color Dynamics."

Please have your representative call for a Color Dynamics Survey without obligation on our part.

Name _____

Street _____

City _____ County _____ State _____

FREE BOOKLET! ➔



PITTSBURGH PAINTS




PAINTS • GLASS • CHEMICALS • BRUSHES • PLASTICS

PITTSBURGH PLATE GLASS COMPANY

It is always as gentle as spring

in any air conditioned room with

MULTI-VENT* LOW VELOCITY DIFFUSION



Above: Multi-Vent Panels completely concealed behind metal acoustical ceiling surrounding the light cove in an office of the new Hibbard, Spencer, Bartlett & Co. Building, Evanston, Ill. Architects and Engineers, Engineering Systems, Chicago.

Left: Concealed Multi-Vent Panel exposed by removal of metal acoustical ceiling pans.

*T.M. Reg. U. S. Pat. Off.

Truly superb air conditioning comfort is assured by the use of Multi-Vent perforated ceiling diffusion panels. Unlike all other diffusers on the market today, MULTI-VENT does not rely on "throw" or "blow" to distribute conditioned air. Duct velocities are so radically reduced within the panel itself . . . diffusion so thorough and rapid that no air movement in excess of ASHVE comfort zone requirements exists more than six inches below the ceiling! Therefore, all problems of outlet location, adjustments for throw and drop to avoid drafts are eliminated. Air Volume delivered through individual panels may be varied and supply reduced as much as 60% in zoned systems without disturbing the balance or affecting the desired spread and radius of diffusion. Moreover, Multi-Vent diffusion can handle greater amounts of air in proportion to room size than any other diffuser and still maintain the most exacting comfort zone requirements. Simple to install in virtually any type of building—new or old . . . quick to balance . . . easy and economical to clean. Complete information and selection data gladly sent in response to your inquiry.

MULTI-VENT DIVISION

THE PYLE-NATIONAL COMPANY

1375 WEST 37TH STREET, CHICAGO 9, ILLINOIS

Sales Engineers and Agents in the principal cities of the United States and Canada.



NOW YOU CAN SPECIFY

Floors to match the Architecture

Today you can give owners style and variety along with all the other advantages of Bruce Hardwood Floors. These lifetime floors are now available in modern block design, random-width planks, and traditional strip. For added beauty, durability, and economy . . . specify that *prefinished* Bruce Hardwood Floors be used.

See our catalog in Sweets, or write:
E. L. BRUCE CO. • MEMPHIS, TENN.



BRUCE BLOCK FLOORS



BRUCE STRIP FLOORS



BRUCE PLANK FLOORS



BRUCE HARDWOOD FLOORS

Products of the World's Largest Maker of Hardwood Floors

Other Bruce Products: Lumber and Wood Parts • Terminix • Bruce Floor Cleaner, Waxes, Finishes • Bruce Doozit




**NO
"RAIN-MAKER"
PROBLEM...**

**with
MARLO
COOLING
TOWERS**

**Enclosed, All-Metal Design Eliminates
"Drizzle", Assures Trouble-Free Operation**

There's no annoying mist — no splashing or noise — with modern, efficient Marlo Evaporative Condensers and Cooling Towers at work. Constructed of metal and entirely enclosed, they operate silently and without "making rain" . . . actually save up to 95% of the normal water demand!

Marlo all-metal construction assures longer, more dependable service, too — with greater endurance, greater resistance to corrosion.




Send for data on Marlo Evaporative Condensers and Cooling Towers

MARLO-HEAT TRANSFER
Since 1925

Marlo COIL CO. • 6135 Manchester Rd. • St. Louis 10, Mo.

100 PARK AVENUE NEW YORK CITY buys **OTIS** **AUTOTRONIC ELEVATORING**

The successful introduction of Otis AUTOTRONIC ELEVATORING is easy to explain. It is traffic-timed! It matches service to the 6 changing traffic patterns of the entire business day. It is flexible! It adjusts itself automatically to all unusual traffic situations. It is easy to operate! The Elevator Starter simply sets a traffic flow dial to one of 6 traffic patterns... places the proper number of cars in service... sets the dispatching interval—then, devotes practically all of his time to doing a better job as a front line public relations man for the building. It is dramatic! A passenger merely "touches", not pushes, an electronic directional arrow in the landing fixture. The arrow lights up, the call is registered, and a car arrives—as if by magic! Otis Booklet B-721-F explains how AUTOTRONIC Traffic-Timed ELEVATORING will keep an elevator installation modern for decades to come. It can be applied to new or existing groups of elevators in office buildings, hotels, hospitals and department stores. Otis Elevator Company, 260 11th Avenue, New York 1, N. Y.



AUTOTRONIC
traffic-timed
ELEVATORING

an entirely new concept of elevating



Hotel in North Dakota Has Steel Joists—Recently rebuilt, the 8-story, 150-room Clarence Parker Hotel at Minot, North Dakota, has 50 tons of Bethlehem Open-Web Joists, used with concrete floors and plaster ceilings. This type of floor construction is non-combustible. It permits fewer firewall subdivisions, eliminates the need for exterior fire escapes, and allows the architect a free hand in locating exits and vented interior baths. In addition, it is shrink-proof, sound-retardant and immune to attack by vermin, and simplifies the work of the building trades, as pipes and ducts can be run through the webs of the joists with ease. For complete information about Bethlehem Open-Web Joists see Sweet's. *Architect-Engineer:* G. A. Pehrson & Associates, Spokane, Washington. *Contractor:* I. E. Orheim, Minot, North Dakota.



Sanymetal^{*} "PORCENA"

**Trade Mark Reg. U. S. Pat. Off.* (Porcelain on Steel)

TOILET COMPARTMENTS

Why the Bare Functional Type of Toilet Room Is No Longer Suitable

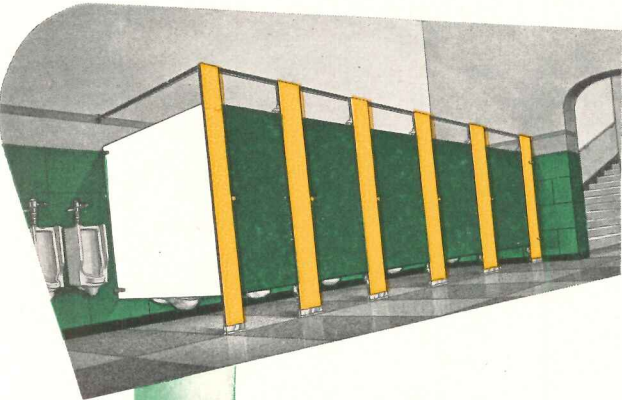
The ascendancy of good taste combined with new concepts of sanitation and convenience in toilet room environments makes the bare functional type of toilet room inadequate according to today's standards.

Toilet compartments usually dominate a toilet room, influence the toilet room environment and help to fulfill modern concepts of sanitation and convenience.

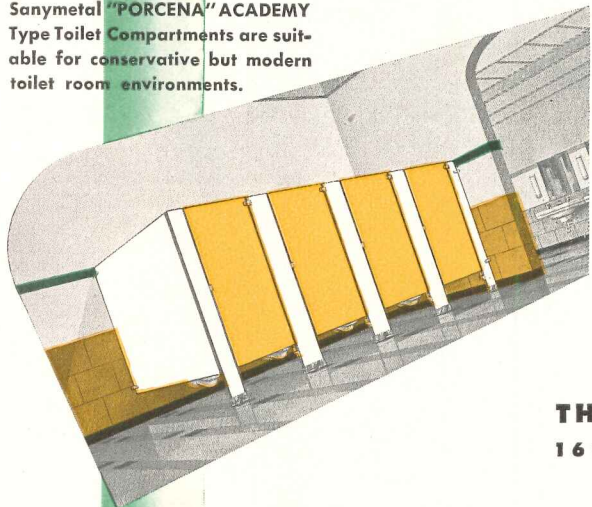
Sanymetal "PORCENA" Toilet Compartments are fabricated of ageless and fadeless material, porcelain on steel, which is a glass-hard, stainless material that always looks new, does not absorb odors, is moisture- and rust-proof, and resists the corroding of ordinary acids. The glistening "PORCENA" finish, which can be wiped clean as easily as a porcelain table top, requires no painting or refinishing.

Sanymetal "PORCENA" Toilet Compartments combine the results of over 35 years of specialized skill and experience in making over 100,000 toilet room installations. Ask the Sanymetal Representative in your vicinity (see "Partitions" in your phone book for local representative) for further information about planning suitable toilet room environments. Refer to Sanymetal Catalog $\frac{21b}{6}$ in Sweet's Architectural File for 1949.

THE SANYMETAL PRODUCTS CO., INC.
1689 URBANA ROAD • CLEVELAND 12, OHIO




Sanymetal "PORCENA" ACADEMY Type Toilet Compartments are suitable for conservative but modern toilet room environments.




Sanymetal "PORCENA" NORMANDIE Type Toilet Compartments endow a toilet environment with dignity and good taste.

Sanymetal "PORCENA" CENTURY Type Ceiling Hung Toilet Compartments offer the utmost in sanitation and provide modern, distinctive toilet room environments for schools, institutions, terminals and other public buildings.



Sanymetal "PORCENA" ACADEMY Type Shower Stalls and Dressing Room Compartments provide the utmost in sanitation for tourist camps, gymnasiums, clubs, Y.M.C.A.'s, etc.

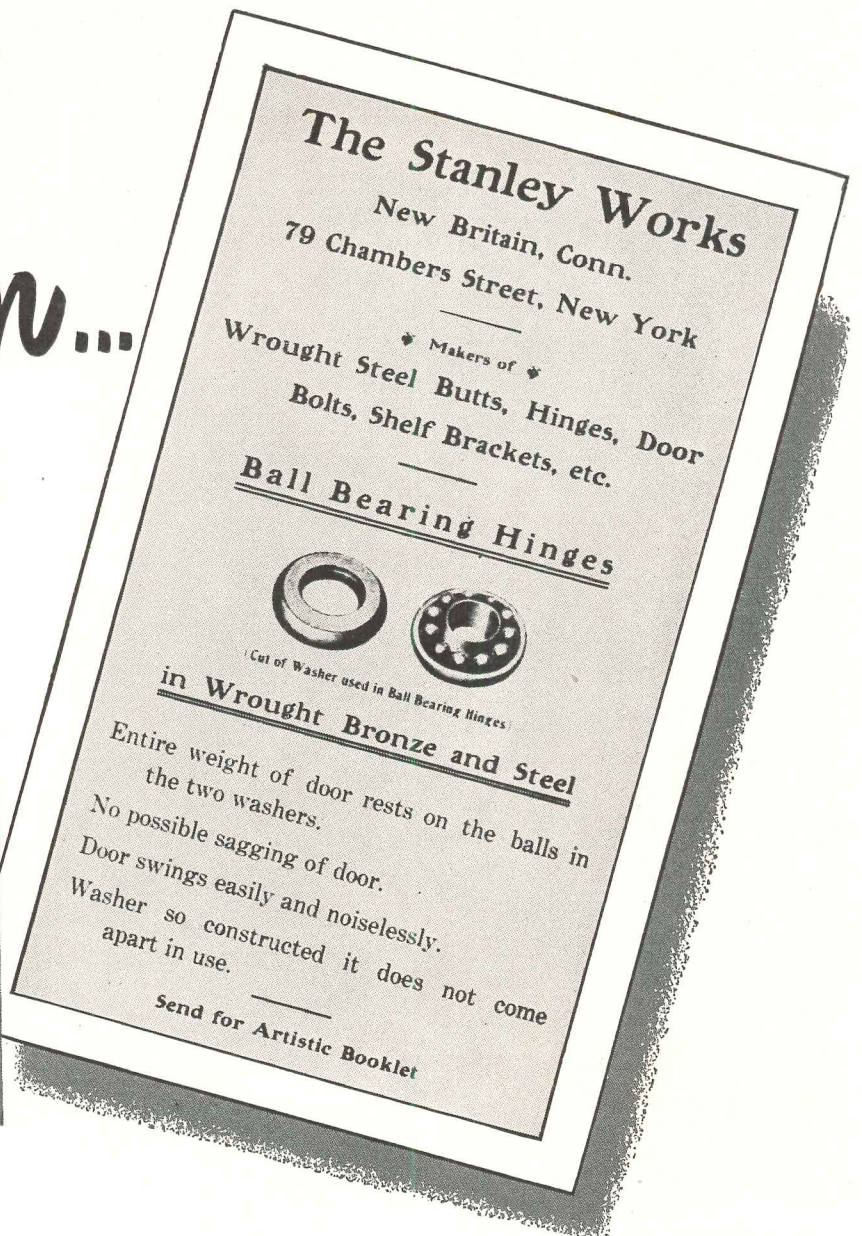
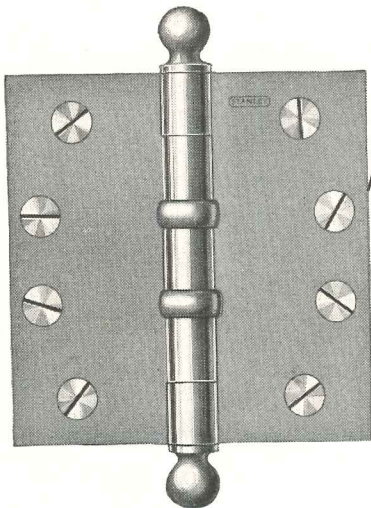
Write for Sanymetal Catalog 86 which illustrates modern toilet room environments suitable for all types of buildings. Several attractive designs in a wide range of colors available. This catalog is also contained in Sweet's $\frac{21b}{6}$ Architectural File for 1949.



Sanymetal^{*} TOILET COMPARTMENTS, SHOWER STALLS AND DRESSING ROOMS

**Trade Mark Reg. U. S. Pat. Off.*

True then...



and just as true today!

Reproduction of a Stanley advertisement run 45 years ago in "Locks and Builders Hardware, A Handbook for Architects".

In 1949, as in 1904, when this advertisement appeared in "Locks and Builders Hardware, A Handbook for Architects", the Stanley Ball Bearing Hinge is the "architect's hinge".

Over the years, doors have swung easily and noiselessly on Stanley Ball Bearing Hinges in thousands of buildings through-

out the world. As a matter of fact, hinges installed almost half a century ago, are still in service.

For permanent, free-swinging, trouble-free door operation, specify Ball Bearing Hinges made by The Stanley Works, New Britain, Connecticut.

STANLEY

Reg. U. S. Pat. Off.

HARDWARE • HAND TOOLS • ELECTRIC TOOLS • STEEL STRAPPING



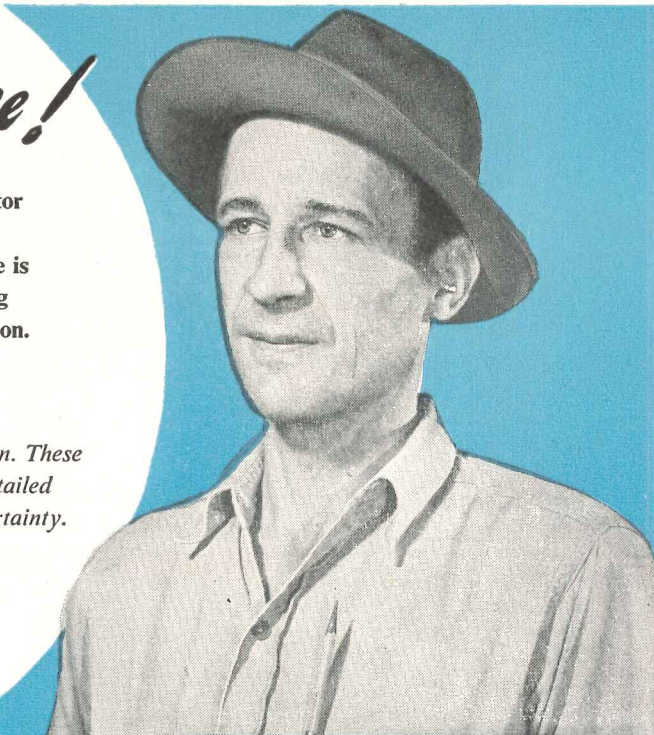
A hard man to please!

MEET "STEVE" DVORCHACK, Chief Product Inspector for Richmond's Uniontown, Pennsylvania plant. Steve, with Richmond for over 25 years, is a hard man to please. He is responsible for the constant high quality of every plumbing fixture that leaves the plant. Quality, with him, is an obsession.

Whenever Steve finds a fixture that isn't absolutely top grade—it's scrapped.

Meet these men who work for you—men you have never seen. These quality inspectors are also hard men to please. By constant, detailed inspections they make the high uniform Richmond quality a certainty. Because of the fine caliber workmanship of men such as these, Richmond is glad to back each fixture with their guarantee.


Typical rigid inspections given each Richmond cast iron fixture.



Harold Pickens, with 21 years experience in sandblasting, checks each casting for imperfections. Sandblasting removes sand and foreign materials from the casting and makes it ready for the next step—grinding.



Edward Morva, over ten years a grinding room inspector, carefully examines each casting for any minute roughness or ridges. After his careful inspection proves the casting to be ground perfectly smooth, it is sent on to be enameled.



Samuel Hastings started work with Richmond in 1919, over 30 years ago. As final inspector, he gives each fixture a critical inspection making sure the gleaming coat of enamel is tops in smoothness and color. When his thorough inspection is completed, the bath is ready for shipment.

AND NOW IT'S GUARANTEED



RICHMOND

RICHMOND RADIATOR CO.—AFFILIATE OF REYNOLDS METALS CO.




See your wholesaler or Mail Coupon Today:



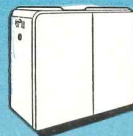
Vitreous China



Gas Boilers



Enameled Cast Iron Ware



Winter Air Conditioners
Gas—Cast iron or steel
Oil—Steel

Richmond Radiator Company
19 East 47th Street,
New York 17, N. Y.

AR-9

Please send me the latest literature and information on the Richmond line of fine plumbing fixtures. No obligations, of course.

Name.....
Company.....
Address.....



Extra White...

an element of the sea gull's beauty and charm



Extra Whiteness...

gives beauty and charm to many a structure

An architectural designer may harness the whiteness of Trinity to a number of useful purposes—and in a number of different ways.

Use its superlative whiteness with compelling effect in masses. Or in contrasting trim to embellish a design. Properly used in exterior and interiors, its light reflecting properties can be most helpful.

Use Trinity White in ... architectural concrete

units; cast stone; terrazzo; stucco; cement paints; many concrete floors; and roof tile.

Trinity White—the whitest white cement—is a portland cement. Hence it combines permanence, workability and strength with great beauty. Trinity Portland Cement Division, General Portland Cement Co., 111 West Monroe Street, Chicago; Republic Bank Building, Dallas; 816 W. 5th Street, Los Angeles.


As white




as snow

TRINITY WHITE PORTLAND CEMENT

PLAIN OR WATERPROOFED






NEW CONTROL CENTER

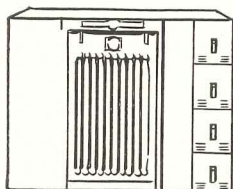
...grows with your load!

Standardized, self-enclosed starter units make building-on easy—As your system expands, these new motor-starting units can be replaced easily with larger ones because widths are uniform, heights proportionate. Complete new sections can be added alongside, or backed-up to, existing sections. Front-connected wiring and snap-on contacts make installation and servicing easy.

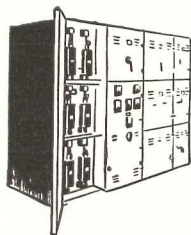
Development of this control center is yet another proof that General Electric keeps abreast of commercial-building needs with complete electric equipment for elevator, pump and blower drives—power distribution and conversion purposes. Your nearest G-E sales office will have an application engineer help you plan your entire system. Also, write for Bulletin GEA-4979, "New G-E Motor Control Center." Apparatus Dept., General Electric Co., Schenectady, N. Y.




EQUIPMENT FOR COMMERCIAL BUILDING



Power-distribution Systems



Rectifiers for Power Conversion



Motors and Control

GENERAL  ELECTRIC

666-105

One of a series of papers prepared by leading authorities on air conditioning. The opinions and methods presented are their own and are not necessarily endorsed by Kinetic Chemicals, Inc. Write Kinetic for free reprints of advertisements in this series.

REFRIGERATION IN FUR STORAGE

By T. W. Reynolds, Chief, Air Conditioning Division, Abbott, Merkt & Co., Engineers, New York, N. Y.



T. W. REYNOLDS has designed many air conditioning structures, including the Perisphere and other structures at the 1939 New York World's Fair. During the war he was consultant to WPB, passing on mechanical construction.

Moth larvae, not moths, cause destruction of furs in storage. Today, refrigeration is effectively used in the fur storage industry to kill moth larvae, and so protect furs from the destructive appetites of these insects.

THE SHOCK METHOD

Temperatures low enough to kill the larvae of moths, if steadily maintained, unduly increase the cost for the additional refrigeration and insulation required. A more practical killing method consists of holding the temperature at 40° for long periods, with a further temperature drop to 18° upon a few occasions. After several days at 18°, the temperature is raised to 50° for one or two days, then dropped again to a low of 18°. The completion of the cycle is then made by returning the temperature to the normal 40°.

Moth life is susceptible to sudden changes in temperature, but perhaps the greatest reason for moth destruction by the so-called "shock method" outlined is that, at temperatures close to 50°, the embryo begins to develop to a higher form of life and becomes more sensitive to temperature changes. In the shock cycle, time is given at the higher temperature for all embryos to develop sufficiently.

EQUIPMENT ARRANGEMENT

One may have two refrigerating units, one for 40° holding condition and the other for the 18° killing condition . . . either in the same vault, or in separate small rooms. If the separate room is outside the vault, it should be insulated 6" thick; inside, only 2" or 3" are needed. When two rooms are used, the large vault held at 40° needs insulation only 4" thick instead of 6", the thickness some engineers would specify for a temperature of 18°.

One unit with a two-speed motor and starter is sometimes used when both holding and killing conditions are required. Two units, however, are more practical and economical, and one unit with a constant-speed motor is best of all. Here, there may be two coils for the unit, one coil operated alone for high temperature and both coils operated together for low temperature. When two units are used, the operation is about the same as with two coils, one unit being operated for high temperature, and both units for low temperature.

FIRE PROTECTION REQUIREMENTS

Approved air conditioning units may be installed inside the vaults, but fire insurance underwriters require the compressor with its motor to be located outside the vault. They also require all refrigerating systems and air circulating fans to be connected with fire or smoke detection systems, so the systems will be cut off automatically upon actuation of the detection system. Vaults larger than 15,000 cu. ft. in size, must be subdivided by fire- and smoke-proof partitions of not less than 2-hour fire resistive classification, and adequately reinforced for structural ability.

Underwriters would rather not have ducts within fur storage vaults or duct openings in the vault walls. A compressor motor located outside the vault can overheat and smoke with-

out damaging the furs. But with ducts the smell of burning insulation can be transmitted into the vault where it will be absorbed by the furs. Fire dampers in ducts seldom stop the passage of smoke. The requirement that coats must be kept 12" below ducts within a vault also discourages the use of ducts.

RELATIVE HUMIDITY REQUIREMENTS

High temperatures not only increase moth life, but also dry out the natural oils present in the pelts. Humidity above 80% causes growth of mold, which leaves bare spots where the hair falls off. Humidity below 55% or 65% causes the hairs to dry and split and the pelts to crack and shrink. Too low a relative humidity can also dull the natural luster of furs and eventually cause shedding of the hairs.

Obviously, for best results in fur storage, maintenance of humidity between 65% and 80% is considered most desirable.

HEAT CALCULATIONS

Heat is introduced into the vault by make-up air from outdoors to replace any air exhausted for ventilating purposes. Heat is also introduced by heat conduction and air infiltration through walls, floor and roof. This external heat gain is supplemented by internal heat gain, such as heat given off by workers, lights and motors. Obviously, external heat gain becomes less as the room surfaces become more heavily insulated. Furthermore, ventilation, if required, need be less as the amount of air infiltration increases.

Workers as a rule are not in the vault for long periods of time, hence heat gains from lights are of no moment. Lighting need be only of sufficient intensity to read garment tickets. Generally speaking, the vault should be designed to provide for garment storage three tiers high. This arrangement proves the most economical in initial cost and also in operation, since the heat gains are lessened by compacting the storage.

REFRIGERATION FOR KILLING CONDITIONS

Holding temperatures at 40° does protect the furs, but when the garment is returned to the customer, larvae are still dormant and soon become active unless killing conditions of 18° have been used occasionally during the storage period.

Additional tonnage is not required for killing conditions because such conditions are infrequently needed and then only for short periods with an absence of workers, lights and ventilation. For holding conditions, it is not desirable

to run the compressor for long periods without rest. Usually, operation is needed for only 18 hours a day; therefore, compressor and coil capacities must be larger than those required



Proper spacing of furs in the vault is essential for good ventilation.
(Photo courtesy Abbott, Merkt & Co., Engineers)

for continuous operation under killing conditions. An incidental advantage of the larger equipment size is the more rapid cooling obtained when dropping to lower temperatures.

. . .

In specifying air conditioning equipment for modern fur storage vaults, food storage rooms and for stores, restaurants and theaters, it is well to be certain that the recommended equipment is designed to utilize "Freon" refrigerants. These refrigerants are safe . . . nontoxic, nonflammable, nonexplosive, noncorrosive, anhydrous, and are as pure as scientific methods of manufacture can produce. They assure dependable, economical operation of the system and aid in prolonging its useful life. Kinetic Chemicals, Inc., Tenth and Market Sts., Wilmington 98, Delaware.




FREON *SAFE* REFRIGERANTS

"Freon" is Kinetic's registered trade mark for its fluorinated hydrocarbon refrigerants.



For more light and comfort with minimum noise, the completely air-conditioned administrative building of the Independent Pneumatic Tool Co., Chicago, is glazed entirely with *Thermopane*—1005 panes. Above: Office of Neil C. Hurley, Jr., president.



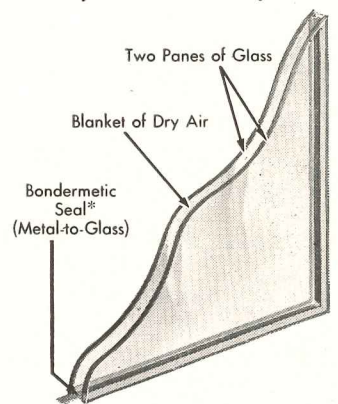
EVERY OFFICE *feels* LIKE THE PRESIDENT'S

All offices are air-conditioned, and every window is glazed with *Thermopane** insulating glass. Maybe you could borrow a leaf from this company's experience.

Everyone enjoys maximum light through liberal use of horizontal panel-type windows. *Thermopane* deadens street and factory noise and, acting as a thermal insulator, minimizes summer's heat and winter's cold. This unique sealed-at-the-factory double glass insulating windowpane makes the air-conditioning—and heating system, too—operate more efficiently. In addition, by eliminating annoying downdrafts it makes areas near the windows

usable for desks. On top of these advantages, it virtually eliminates the old problem of fogged windowpanes and unsightly condensation drip.

For greater comfort, economy and efficiency, air conditioning and *Thermopane* are a natural pair. For complete information, stated in terms of your own needs, call your nearest Libbey-Owens-Ford Glass Distributor, or write us direct.



Cutaway view of *Thermopane*

FOR BETTER VISION, SPECIFY THERMOPANE
MADE WITH POLISHED PLATE GLASS



Thermopane

MADE ONLY BY LIBBEY-OWENS-FORD GLASS COMPANY
2699 Nicholas Building, Toledo 3, Ohio

By Tomorrow Morning...


Dismantled – Moved – Rearranged

● A quick change in office layout is a simple matter when walls are Mills Movable Metal Partitions. The entire job can often be done overnight without interrupting business routine . . . and at very low cost. Mills Partitions combine this efficient movability with structural solidity and beauty of appearance. Exclusive features such as all-welded panel construction, sound-dead surfaces, baked-on finishes that eliminate harsh light reflection, scientific insulation and sound-proofing, make Mills "the demonstrably superior system for flexible division of interior space." For full information see Sweet's Architectural File or write for Mills Catalog 49-0.

THE MILLS COMPANY

961 Wayside Road • Cleveland 10, Ohio


Colgate Palmolive Peet Co., Berkeley, Calif. Engineers and Builders: The Austin Co.



© The Mills Co.

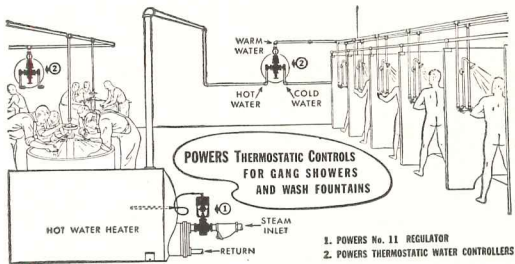


MILLS

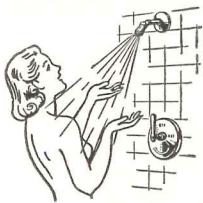
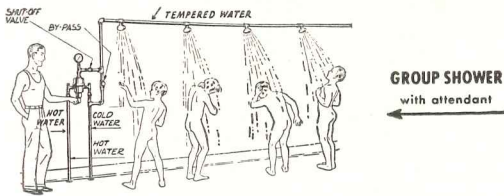
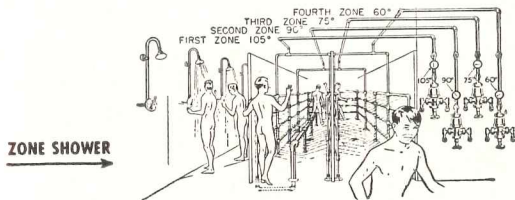


METAL PARTITIONS





OTHER TYPES OF POWERS SHOWER CONTROLS



SAFEST Shower Mixer Made

TYPE H MIXER for exposed piping. Dial diameter 3 1/4". Capacity: 6 to 10 gallons per minute at 45 lbs. pressure.




ONLY ONE MOVING PART


SIMPLICITY and durable construction insure many years of efficient carefree operation. Mixer body is made of bronze and parts subject to wear have a hard chromium finish.

At Right
MIXER FOR CONCEALED PIPING

Dial Diameter 6"



SWELL DAY...SWELL GAME...
...and Now for a Swell Shower!



The Kind You'll Always Get With



Thermostatic SHOWER MIXERS

they are **SAFE** against scalding caused by

1 PRESSURE or 2 TEMPERATURE

fluctuations in water supply lines

When you want to provide the best insurance for safe, comfortable showers... specify POWERS Type H Mixers.

Being thermostatic Powers mixers hold the shower constantly at whatever temperature the bather selects, regardless of temperature or pressure changes... two variables in all shower installations.

Powers shower mixers are safe both ways. They speed-up bathing. No time or hot and cold water is wasted while bathers wait for showers at the right temperature. *Phone or write for Circular H48 or see our ad in SWEET'S.*

CHICAGO 14, ILL. 2752 Greenview Ave. Phone BUCKINGHAM 1-7100
NEW YORK 17, N. Y. 231 East 46th St. Phone ELDORADO 5-2050
LOS ANGELES 5, CAL. 1808 West Eighth St. Phone DREXEL 2394


THE POWERS REGULATOR CO.

OFFICES IN 50 CITIES • SEE YOUR PHONE BOOK

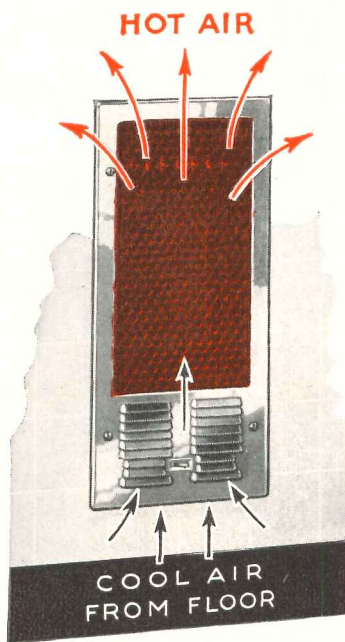
Over 55 Years of Water Temperature Control

48HCA

When they need Comfort most



... it's there!



The Electric ^{FA} Quikheter features both radiant and convection heating principles. Cool, floor-level air is drawn up into the heater, warmed, and sent evenly throughout the room. The heater has a Nichrome heating element that doesn't burn out; nor are there any moving parts or fans to become faulty. Attractive polished chromium cover is easy to clean.

**—ELECTRIC—
FA QUIKHETER**

Your customers will thank you again and again for installing the Electric ^{FA} Quikheter in their new or remodeled homes.

The ^{FA} Quikheter quickly changes a cold, shivering bathroom into one that's cozy and warm . . . merely by flipping the switch—conveniently mounted in the unit—that starts a delightful flood of warm air.

Customers will like its long-lasting, dependable performance, since the absence of moving parts insures trouble-free operation for years and years. And they will also like its penny-pinching economy . . . for the ^{FA} Quikheter costs but a few cents per hour of continuous operation.

Make your customers happier by installing ^{FA} Quikheters in their homes . . . so that when they need comfort most, it's there!

For more information see your nearest ^{FA} Representative (he's listed in Sweet's), or write for Bulletin No. 1102.




Frank Adam Electric Co.

ST. LOUIS 13, MISSOURI

Makers of BUSDUCT • PANELBOARDS • SWITCHBOARDS • SERVICE EQUIPMENT • SAFETY SWITCHES • LOAD CENTERS • QUIKHETER

DON'T WASTE THE ROOF!




High above busy streets a new world's a-growing!
Garden roofs are blooming on apartment houses and hotels!
Recreational areas are blossoming out atop schools, hospitals, office buildings.
Loading and storing facilities are sprouting over factories and warehouses!

The possibilities for putting idle roof areas to good, profitable use are unlimited . . . and Ruberoid's experience can be of invaluable aid. Ruberoid specifications . . . reflecting bold imagination and sound engineering . . . have been proved in actual construction and use. Why not ask our nearest sales office for these specifications . . . or consult your Ruberoid Approved Roofer?

TIME AND SPACE TO RELAX

Recreational areas like these on hospitals, schools, office buildings provide health centers that pay off in happier, better citizens!



The **RUBEROID** Co.

built-up roofings

Building Materials for Industry, Home and Farm • Executive Offices: 500 Fifth Ave., N. Y. 18, N. Y.

**The right roof
for any job —
from ONE source!**

Ruberoid makes every type of built-up roof . . . smooth-surfaced asbestos, coal tar pitch with gravel or slag surfacing, or smooth or gravel-and-slag surfaced asphalt . . . in specifications to meet any need. Ruberoid Approved Roofers are not prejudiced in favor of any one type. You are assured of one source for all materials . . . centralized responsibility . . . smoother operation . . . uniform quality!

SALES OFFICES:

BALTIMORE, MD.
CHICAGO, ILL.
DALLAS, TEX.
ERIE, PENN.
MILLIS, MASS.
MINNEAPOLIS, MINN.
MOBILE, ALA.
NEW YORK, N. Y.

HAROLD D. HAUF, A.I.A., A.S.C.E., BECOMES EDITOR-IN-CHIEF

HAROLD D. HAUF, Chairman of the Department of Architecture and Professor of Architectural Engineering, Yale University, has been appointed Editor-in-Chief of ARCHITECTURAL RECORD. He has relinquished his posts at Yale to assume his new duties on September 1, succeeding Kenneth K. Stowell.

To his new post Mr. Hauf brings other relevant background experience. He is a past president of the Connecticut chapter of the American Institute of Architects. He is vice president of the Association of Collegiate Schools of Architecture. He is co-chairman of the joint committee of A.I.A. and the Producers' Council.

Mr. Hauf received his Bachelor of Science degree in architectural engineering at the University of Michigan in 1927. He obtained his Master's degree in engineering at Yale in 1932. From 1929 till August of this year, Mr. Hauf taught at Yale, starting as an instructor and advancing to chairmanship of the department.

During the war he was a naval commander in the Civil Engineer Corps, assigned to the Bureau of Yards and Docks. Successively he headed the camouflage section, the training coordination section and the hospital facilities division.

Along the way Mr. Hauf functioned briefly, on leave from Yale, as director of the technical branch of the National Housing Agency and was consultant to the State of Connecticut on reorganization of public building procedures.

Since June 1930, and concurrently with his duties at Yale, Mr. Hauf has carried on a private consulting practice as an architectural engineer.

Mr. Stowell, who has served his profession with distinction since 1942 when he assumed the editorship of ARCHITECTURAL RECORD, is leaving to engage in practice, which he has wanted to do for some time. He has been named Vice President of Giffels & Vallet, Inc. and L. Rossetti, of Detroit, heading the firm's New York office. He continues his close personal interest in the RECORD as chairman of its editorial advisory committee.

At a time when the RECORD is serving more architects and more consulting engineers than ever before subscribed to an architectural magazine, the publishers are happy to present as successor to Kenneth Stowell a man who is a registered architect, a licensed engineer, a skilled practitioner in both professions, an experienced educator, and a man who believes that ARCHITECTURAL RECORD has a truly great opportunity to expand still further the magazine's service and inspiration to active architects and engineers.



Publishing Director, Magazine and Book Division
F. W. Dodge Corporation

H O U S E S

ARCHITECTURAL RECORD'S BUILDING TYPES

PREPARED UNDER THE EDITORIAL DIRECTION

THE CASE FOR THE CLIENT

Neutra (pp. 102-104)

JOE DOAKES says he's going to build a modern house. None of these stuffy little boxes for Joe; he's going to have a long, low, ranch-house type Colonial, with white clapboards, big picture windows, and a barbecue on the terrace. Joe doesn't know it yet, but he has a surprise coming to him — he really is going to build a modern house.

Our Mr. Doakes has a shrewd enough business head, has done well, and prides himself on his practicality and unflinching realism; yet, when it comes to his home he allows his judgment to be swayed by a mixture of sentiment, nostalgia and atavism which he mistakes for a latent talent in design. Using this new-found ability, he designs his house in his head. As soon as the dream has become substantial enough for him to take a mental walk all the way around it and not change anything, he takes paper and pencil and roughs out a plan, just to be sure the inside will work. Realizing that there are tricks to planning, and handicapped by his inability to draw, Doakes then goes to a very good architect, explains what he wants to do and asks Mr. Architect to straighten out the kinks and draw up the plans.

So, unsuspected, begins the initiation of Mr. Joseph


Doakes into the mysteries of modern architecture. We leave him there, secure in the knowledge that when it's all over he'll have a skillfully planned and smartly designed home, innocent of any sterile reference to the past — a good, honest, contemporary job.

Not so many years have come and gone since our architectural journals were publishing houses of quite another sort. Large, handsome and expensive, they were filled with intricate and sometimes beautiful detail, and their construction called for the kinds of materials and craftsmanship that seem centuries removed from our postwar world of economies, substitutes and want of skilled labor. Anachronisms already, they bring a very low price when they come up for sale; but in their day they were objects of pride to their designers — and the client, steeping himself avidly in the lore of the particular tradition his house was to follow, had a wonderful time.

Is it wise for us to be hasty or supercilious in our estimate of what went on in those days? They were the days of the extensive architectural libraries, collections of books which were rare and costly in proportion to the magnificence of their owner's practice; they were the days of that well-worn joke about the famous architect who was suffering from complete frustration in his efforts to design a certain important building, only to be rescued by the fortuitous discovery in England of a very rare book of measured drawings and details. (Perhaps that joke isn't as funny as it used to be when we thought the library would never come back.)


It was probably inevitable that in time, and by the light of a few minds that were brilliantly ahead of their time, architecture should find its way out of this antiquarianism and ancestor worship. To those of us who are enthusiastic supporters of contemporary work, yet old enough to remember when we thought the other was great stuff, it is sometimes hard to comprehend how so many and such fundamental changes could be accomplished in so short a period. At other times, it seems to have been a long, hard struggle, a tedious and sometimes bitter fight with the forces of reaction. For the

Lee (pp. 116-118)



STUDY NUMBER 153

OF ARTHUR MCK. STIRES



Esherick (pp. 92-97)

purposes of this article the latter impression is the important one to consider.

The question might be asked: In the modern architect's efforts to project the design of the contemporary house always further ahead — further away from reaction — is the human equation, the client, sometimes too little considered? Is there any danger that modern houses, which so recently were struggling for bare recognition in a world of entrenched traditionalism, now are being designed too much in competition with each other? In other words, has reaction become a phobia, and novelty a cult? Even if this is true only in a very narrow sense, it may still be in the best interests of our developing architecture of the home to give it passing consideration.

Perhaps a little too much emphasis is being placed on the overall character of a man's work (one almost uses the word "style") by comparison with the work of some of his fellow-professionals, and without sufficient regard to the degree to which he may have solved the problem and made his client happy. Perhaps the public — that is, the client — is actually one of the more reliable and valuable checks on the course and progress of modern house architecture and should be more generally so regarded. Doubtless you have seen modern houses which had more the aspect of experimental structures than of homes, which one felt were too much the result of the unyielding intellectual approach and quite unnecessarily lacking in the kind of warmth and character that make a house appealing to those who live in it and to those who visit it.


Yet these are precisely the things that most clients want — warmth and character of the sort that will appeal to them. When they get them (as happens!) one usually finds there has been a genuinely sensitive collaboration between client and architect; when they fail to get them it may follow that the client has been too little considered, his ideas or suggestions uprooted or demolished by superior logic or main strength.

Actually, the things the client seems a little wistfully to want, or a little fearfully to not want, are seldom of

the sort that would seriously affect the basic design characteristics of the house, one way or the other. The plan of the modern house is one of its distinguishing and distinguished attainments; yet, despite the very great differences between it and the popular plans it supersedes, how many clients fail to react favorably to it at first sight? Even when they approach the elevations and discover their house has a flat roof and no cellar, the reasons behind the design often will suffice to open their minds and enable them to accept it without reserve.


But now comes the point at which client and architect are discussing details of materials and design, and this may be the place where the client, having already strained his intellectual sacroiliac in trying to adjust himself to this new and marvelous kind of home, will exhibit signs of weakness. He may be unable to understand, for example, why the white-painted clapboard he hoped he could have for at least part of the exterior was gently ruled out in favor of stained board-and-batten — only to have the painted clapboard show up, vertical, on one end of the living room. Or he may begin to get a little neurotic about the openness of everything; he saw it in plan, but he didn't realize quite how it would be

Daub (pp. 108-111)





Lawrence & Hazen (pp. 112-113)



Drake (pp. 98-101)

until the perspectives were shown him. He may even fix on some trifle like the handrail on the stairway — an amusing little thing, actually, which will make an interesting detail shot when the house is published.

In these cases, or a hundred like them, the client fails to see or understand because he hasn't the same vision or perception as the architect; it may be almost impossible to explain these things to him, and in the end, unless he is quite determined, he may conclude simply to take them on faith.

It may be worth remarking that there is no reason why the client should have the same perceptions as the architect, nor much possibility that he ever will have. On the other hand, he has his own, whether or not they are represented in the completed house.

This, then, is a plea for every client articulate enough to express definite likes and dislikes. In matters pertaining to what might be called the more scientific aspects of design he probably will be happy enough to accept the recommendations of his architect; but when it comes to surface things — the things he will see and touch as he moves about his house — perhaps that is something else again. This phase may constitute a challenge to the modern architect which he should go out of his way to accept.

The layman's attempt to express what he wants in the way of materials, textures and colors may not be as accurate as he believes it to be, but it should furnish the architect with valuable data. For example, the client says he wants to use brick for the exterior, and his wife wants wallpaper in the living room. The architect's own ideas on both, let's assume, are diametrically opposed. If there is to be a compromise, what will be the architect's aim — to persuade his clients as nearly as possible to his own scheme, or to see what lies beneath this apparent hunger for brick and wallpaper, and what can be done to satisfy it?


This is not to suggest that the contemporary residential architect should further burden his already difficult and none-too-remunerative task by adding to it the duties of a neuro-psychiatrist. Rather, it intends to

raise the question whether the design of modern houses is not drifting into a state of undue concern for what the profession will think, and a considerably lesser concern for the reactions of the public. Can it be denied that our modern houses are already developing their own set of clichés? Can it be denied that certain materials with a reputation for having a "fresh, modern look" are preferred over those which are associated with the past? And some of the "inventiveness" in modern design — doesn't it occasionally come closer to self-conscious trickiness?


But perhaps of greatest significance is the way the field of design of modern houses seems to be narrowing. Take a half-dozen magazines showing collections of modern houses, and glance through them briefly. With a few exceptions, isn't there an alarming sameness in the general character of the designs? It is almost as though our contemporary architect already had succeeded in shackling itself with a set of rules which few right-thinking designers will disregard. Admittedly, the individual results are good, and perhaps this concentrated development of a type has something to do with the notable progress that has been made during the past couple of decades; but some will pause to consider why, for example, the modern remodeling of a well-built old barn can give us so much pleasure. Even if the correct answer goes no deeper than "it's fun for a change," that may be deep enough.

One wonders if the taste for adventure, for exploration and discovery, which was such a potent, ebullient force in the widespread development of our contemporary architecture — and which certainly seems very much alive today — is not being diverted to comparative trifles (screens, mechanical details, odd bits of furniture, etc.) while the larger opportunity is channeled into an accepted pattern which has been proved functionally sound — and perhaps attractive to magazine editors.

Perhaps the design of our contemporary homes would benefit by the development of some new sources of inspiration. The example and teaching of distinguished



Hornbostel (pp. 114-115)



Peterson (pp. 105-107)

architects has been one such source; the use of new materials and technics has been another; and the various components that go to make up "regionalism" have perhaps constituted a third — though its influence may fall considerably short of its publicity. In all three cases, large groups of architects, though working separately, have in effect been moved by the same force or forces and have traveled in the same general direction. In view of the great strides that have been taken in this manner, it might seem prudent to leave well enough alone; but the purpose of this article — even at the risk of being imprudent — is to nominate the client as a potential new source of inspiration.

True, he has been an important factor all along; but often more as a maker of footstep patterns, a begetter of so and so many children, an animal with certain storage and entertainment problems, and with certain budgetary limitations. These and other items concerning him are carefully weighed, and the resulting plan is not only nicely suited to this individual, but on that very account often reflects a comparable degree of individuality itself. What then might result if a little more attention and consideration were to be given to the plain, human likes and dislikes of the client, whenever they can be ascertained? Has modern design come of age sufficiently to be more generally helpful to the woman who, say, expresses a preference for a frilly sort of bedroom? The problem of creating contemporary versions of the thoroughly feminine environment ought to be an attractive enough challenge. And yet how many modern dressing-rooms we have seen that exhibited the same charm as a fitting room at an exclusive men's clothier's. Perhaps, in these cases, the ladies wanted it that way.

Generally speaking, the public might be divided into three groups, according to the degree of their receptivity to contemporary home design. The first group is enthusiastic about everything modern and pretty much wants the full treatment. The second group has reached the more cautious conclusion that the traditional house is not suited to these times and that only a good modern

architect can solve their problem; but they are looking for the practical, provable advantages and may quarrel with some of the esthetics. Then there is the third group, probably larger than the other two combined, which for reasons that seem to be largely emotional, will not willingly enter the office of a contemporary architect. We are not concerned here with Group A; but if the fears and fancies of Group B could be a little more sympathetically handled — within the framework of good contemporary design — it seems likely that Group C would come around much sooner than can otherwise be expected.

None of the above must be construed as suggesting that the standards of integrity associated with modern design should be relaxed. It still seems admirable and sensible that an architect should withdraw from a commission rather than make himself responsible for a design which does not fairly represent him. Nor is it denied that the work of a good architect is bound to bear the stamp of his personal vision or genius. What we are here concerned with is the application of the architect to the client, not his subordination.

Without laboring the point unduly, it seems reasonable to hold that the best assurance of the continuing virility of contemporary house design lies in the sanest and most understanding relationship of the architect to his client; and that the most dangerous turn our architects might take, in this respect, is to accept any current vogue as the only right direction.

There are so many areas still unexplored, so many directions in which the creative mind could dare to move; and perhaps those that seem least spectacular when judged beside today's most publicized creations ultimately will prove to be made of more vital stuff. There is always room on the contemporary scene for a few more iconoclasts, a few more people who make their own rules as they go along. To any who are so moved, we respectfully propose the client — with all his faults — as a most fruitful, pertinent and truly contemporary source of inspiration.

— A. McK. S.



Roger Sturtevant Photos

A LARGE SMALL HOUSE IN STOCKTON, CALIF.

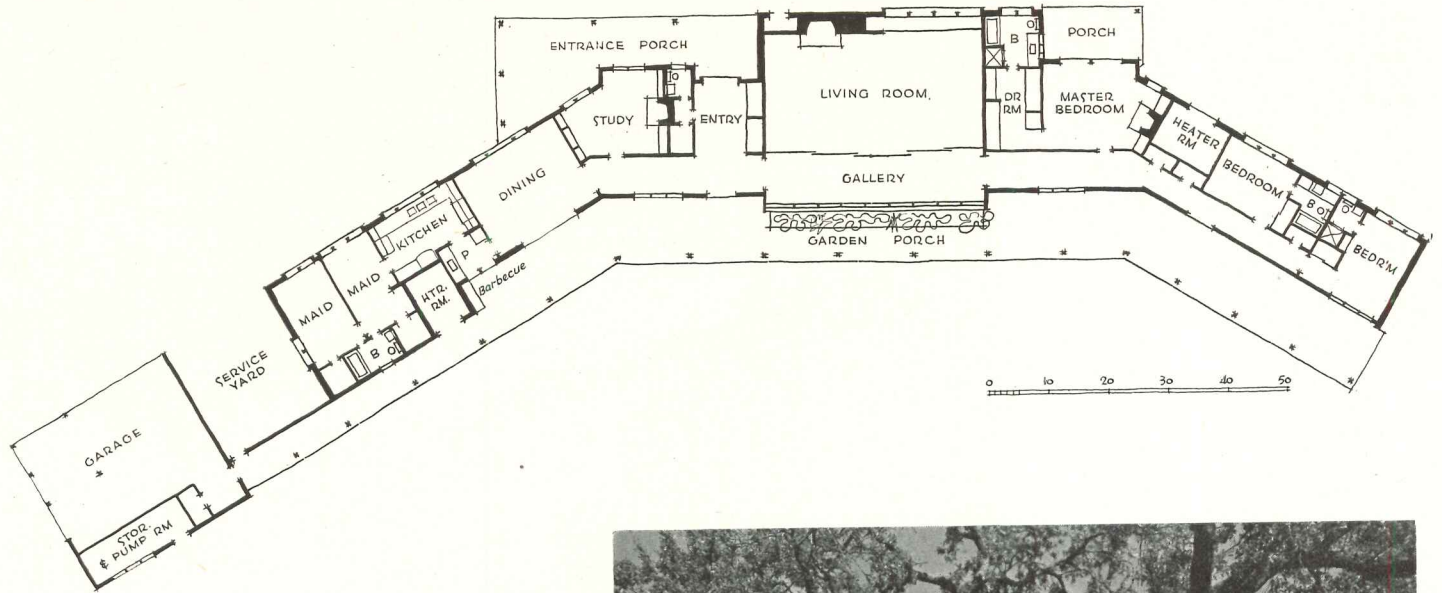
Joseph Esherick, Architect

THE site of this house for Mr. and Mrs. Harry Holt is in the ranch country of the San Joaquin Valley where the climate and various factors incidental to it afford the architect some interesting problems. Summers are intensely hot, and winters cold and raw, especially when there is a fog. Prevailing summer winds are westerly, and there are occasional cold north winds in winter, but these usually blow on clear, sunny days and, if protection is provided, sitting outdoors is pleasant. The shallow, U-shaped plan, suggested by the clients, was adopted by the architect as desirable, since most rooms would get the advantage of the cool-


ing west wind on summer nights, and the house, facing southeast, would provide shelter on the garden side from both west and north winds.

In order to avoid movement of the foundation in a very unstable soil, concrete piers on 10-ft. centers were extended 6 ft. below grade to stable soil, and support a reinforced concrete beam at grade level.


Following a current trend to large houses of few rooms, reducing the help problem to a practical minimum, the Holt house is also, in this respect, a return to an early California tradition and a reminder that sound ideas are apt to reassert themselves.



In plan above, note flexibility of heating afforded by independent forced warm air units in each wing, supplemented by fireplaces in three center rooms. At right, the entrance porch; below, the garden side, seen from the bedroom wing. Soffits and roof beams are gray-green; redwood siding, sash and trim are buff, to match brick



The dining room is designed as an inward extension of the dining porch. Because of the prevalence of warm weather, every effort was made to achieve a cool, fresh feeling; hence the generous proportions of the rooms, the relatively high ceilings, the occasional introduction of plan material, and the green tile floor which, extended into the gallery, entry and hall, also defines the circulation area. The dining table is composed of two independent units to facilitate moving indoors or out, as desired






Roger Sturtevant Photos


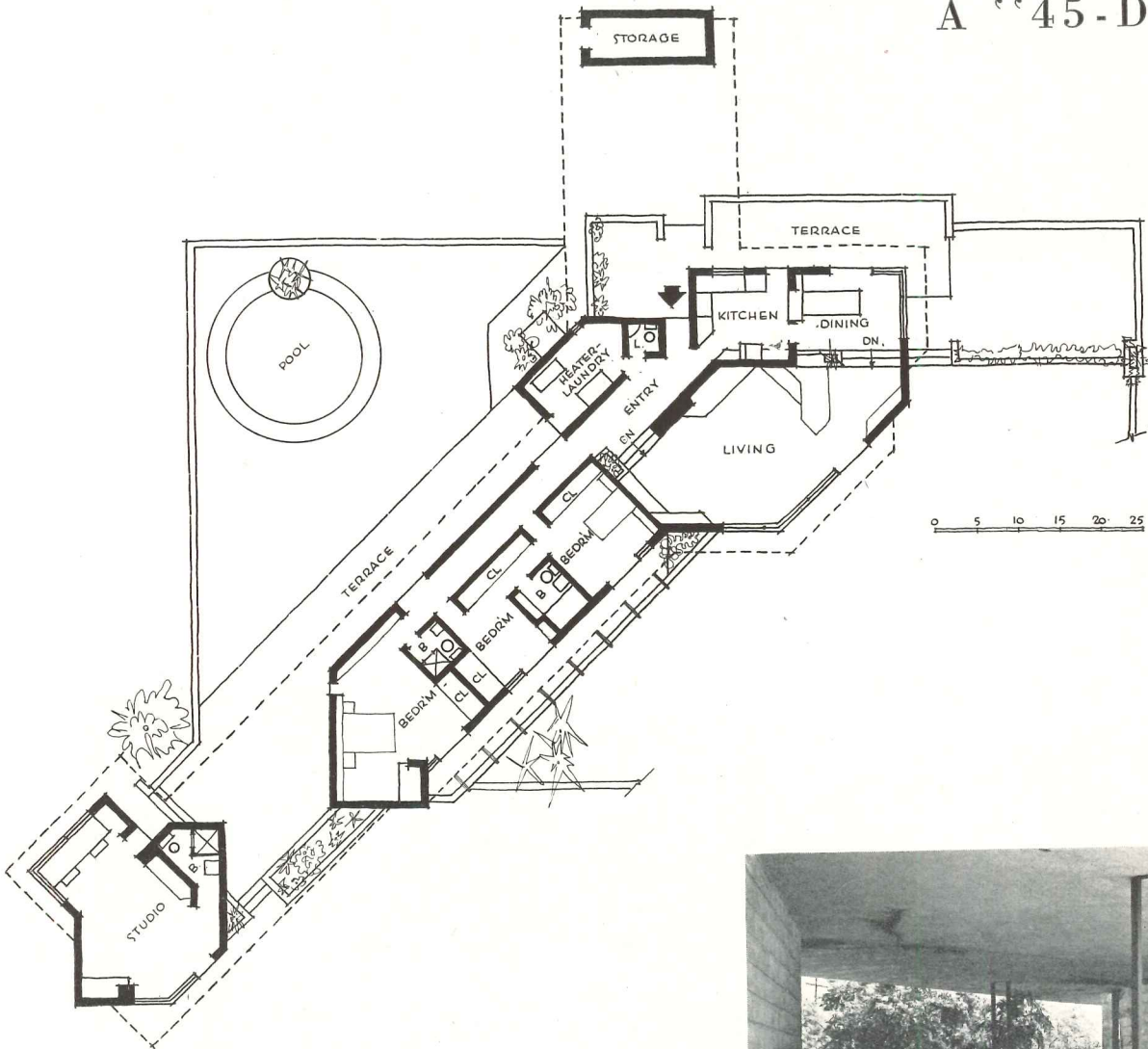
Above: the master bedroom opens on a small, private porch facing northwest, which, together with the polished oak floor and beige walls and ceiling, helps create an atmosphere of cool spaciousness. Below: the study houses a gun collection, a small bar, and, on the opposite wall, books. All interiors in the house are of oak or gypsum board, the oak sealed, glazed and lacquered, and the board either painted or enameled






Julius Shulman Photos

A °45-DEGREE






PLAN'' IN PHOENIX, ARIZONA


Blaine Drake, Architect and Owner

A $1\frac{1}{2}$ -acre, corner lot, with the long side running east-west, is the site of this home. In order to give maximum privacy from both streets, the driveway is cut across the corner of the lot, through the covered entry, leaving a triangle which is filled with protective planting. The house is spread out to get the southern sun in all rooms, and the undesirable western exposure is avoided. The covered area between the house and the

studio forms a wind-scoop in direct line with the prevailing southwest breezes. The block material, which is used untreated for both exterior and interior, is compounded of portland cement and an aggregate of aluminum silicate, expanded by heat. Light in weight and easy to handle, it also has high insulation value. Above: left, southwest view showing studio, breezeway, bedrooms and living room; right, from southeast.

Left: sitting porch between studio and master bedroom is centered on the circular swimming-pool seen in the background. Right: swimmers' view of north elevation






The living room, above, is at a lower level than the rest of the house, due to the slope of the property; at the opposite end of the house, the studio shows the same condition. Throughout the house the expanded aluminum silicate block, which is a soft, light gray in color, is used untreated. The same aggregate, mixed




with plaster, is applied to ceilings; floors are integral-colored concrete. The radiant panel heating system in the floor is supplemented by an air conditioning system with evaporative-type air cooler for summer use. Below: left, a corner of the owner's studio; right, the children's room, showing screened terrace beyond.

Julius Shulman Photos





The dining room and dining terrace, seen at left and below, occupy the eastern end of the house. Table-height serving counter extends through pass door to kitchen, as do cupboard shelves above. Left center: folding door screens kitchen from entry





Left: master bedroom. Luminous panels at ceiling height provide general lighting. Fireplaces are useful before heating system is needed

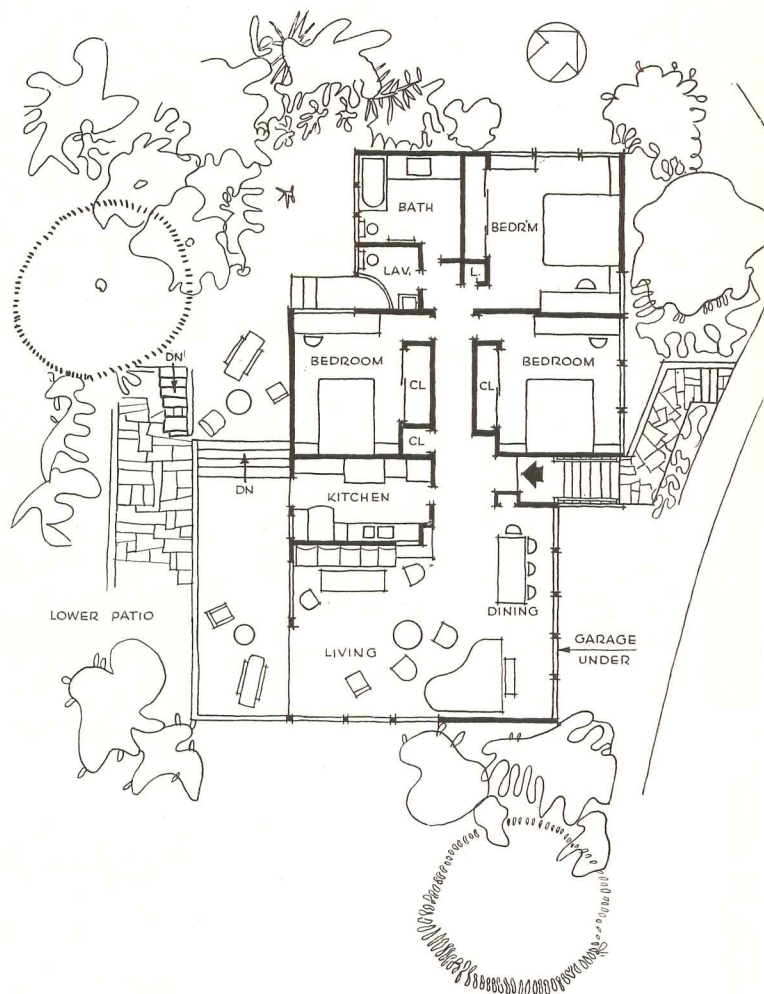


Julius Shulman Photos

HOUSE IN BEVERLY HILLS,




Of the site, Mr. Neutra says: "The greater portion of the property comprises steep slopes covered with the characteristic California elfin forest, fragrant and, in season, of lovely bloom. The buildable ground is restricted but endowed with a delightful view down the valley." As seen in the photographs, "restricted" is by no means an overstatement of the condition; but Mr. Neutra invariably seems happiest with a site that would scarcely afford footing to a mountain goat. Here he has provided his clients — Mr. and Mrs. Sinay — with a compact but comfortable and convenient house which appears never seriously handicapped by its situation and which capitalizes on every advantage of the precipitous slope. A single entrance serves all purposes, although the patio and balcony can be reached from the outside, around the south corner; the smaller of the two bathrooms has a secondary access from the back lawn. Winter warmth is provided by radiant panel heat installed in the ceilings; other coils, embedded in the projecting roof overhang, make the balcony more usable in the evenings. Exterior materials are cement plaster and redwood, with some combed plywood along balcony and windows.



CALIFORNIA


Richard J. Neutra, Architect



Julius Shulman Photos

Above, left: sliding doors connect living room and balcony, fusing them into one social area. Above, right: this view of the balcony and lower patio, taken from the intermediate level of the lawn, suggests an unusual feeling of variety and ample space for so limited a site. Right: looking toward the dining bay; chair designs were commissioned by Neutra to Allan Gould





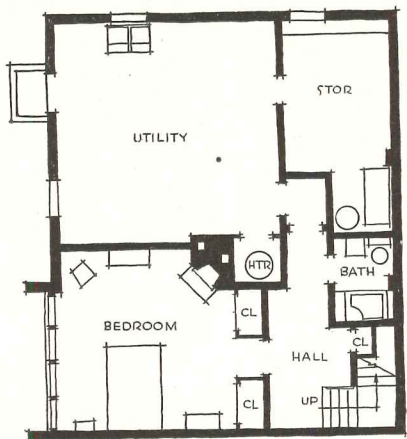
ARCHITECT'S HOME IN SPOKANE

E. J. Peterson, Architect

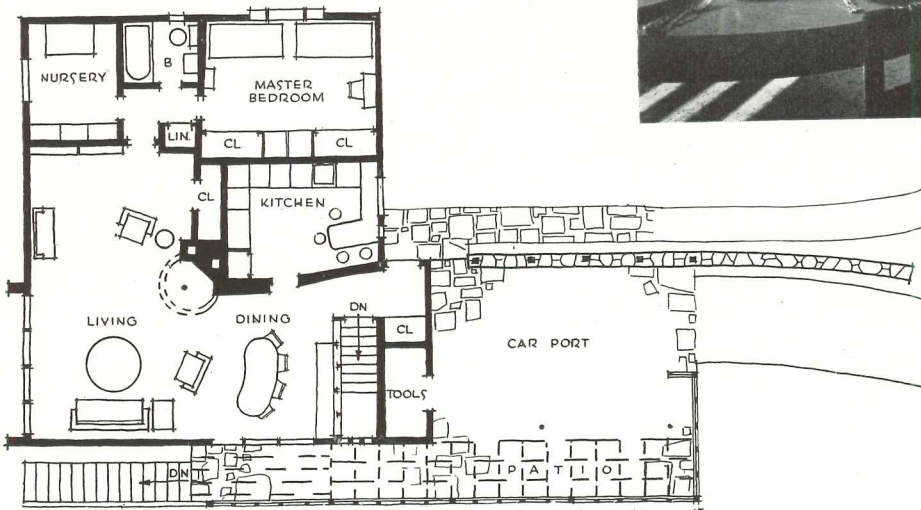
Dearborn-Massar Photos

THE location is a sloping, northwest corner lot, overlooking a broad, deep valley. In addition to providing a home for the owner, his wife, and their one child, the aim was to make the enclosed space flexible enough to accommodate occasional large gatherings as well as the everyday activities of family living and hobbies. Exterior materials, reflecting the region, are: vertical white pine siding, left natural, and painted white pine trim. The carport wall, extending well out along the driveway, is native stone; foundation is concrete block. The driveway is electrically radiant heated, while a sprinkler system on the roof helps to insulate against summer heat.






BASEMENT




MAIN FLOOR





Mr. Peterson's occasional need for space to accommodate large gatherings doubtless was a consideration in planning the end of the living room seen above, which might otherwise seem somewhat wasteful. Walls are paneled in mahogany, and the fireplace — built on a corner and supported on a central post — is stone veneer. Below: louvered shutters afford privacy, and protection against the sun. The ceiling above the breakfast bar is electrically radiant heated. Plan shows full use of basement, permitted by sloping site





Billy Glenn Photos

HOUSE FOR AN IDEAL SITUATION

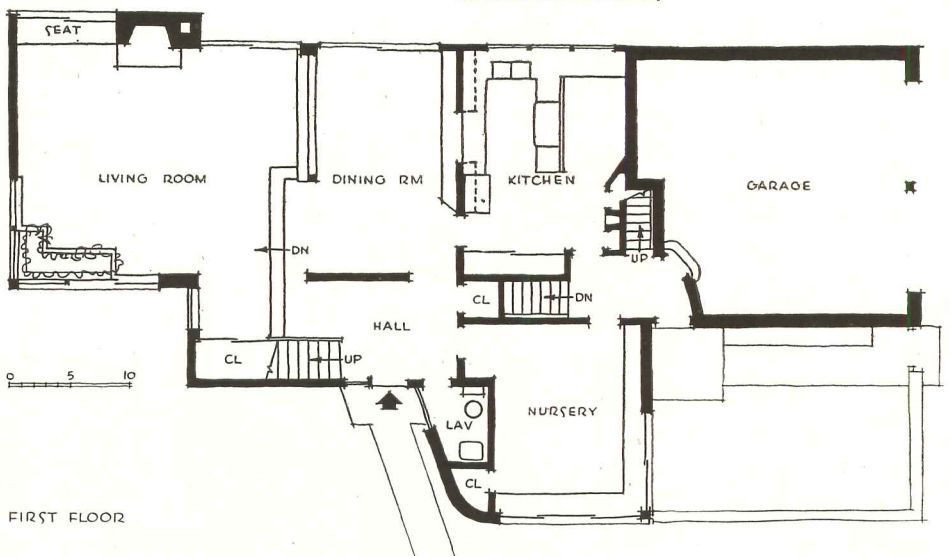
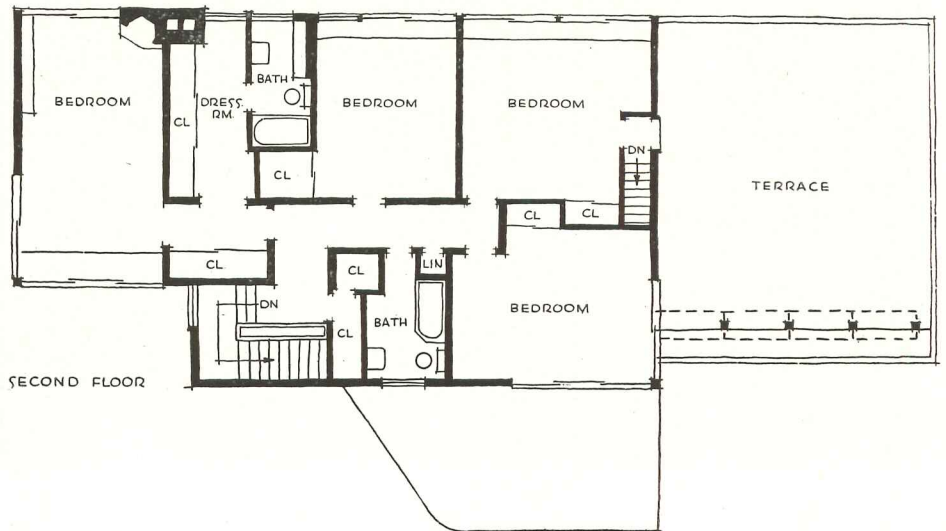

Residence in Haddonfield, N. J.

George Daub, Architect

HERE is a case in which the clients, a young couple with three small daughters, approached the architect with a problem which may be considered fairly ideal. The site comprised many acres of sloping ground in open country; there are fruit trees, pasture and a wood lot with a creek running through it. They were content to let the site be the major influence in the design of the house, wanted a house for modern living, and made no stringent demands except that every consideration be given to provision for the upbringing and supervision of the children. Accordingly, the house was located on a slope and oriented to benefit by all the summer breezes. Entrances are on the uphill side, and the "basement" recreation and maids' rooms are fully

above ground at the rear. On the first floor the children's nursery is easily supervised from the kitchen and has ready access to the outdoors. Upstairs, the children's rooms open on a roof terrace at the southeast end of the house.

The heating plant is on a two-zone system for the two long sides of the house, with indoor-outdoor controls. Almost all radiators are concealed behind the sliding doors of built-in cabinets which range along the windows under a 20-in.-wide window sill. The house is designed to catch solar heat in the winter months. Construction is wood frame on a concrete block foundation, with brick veneer and stained cypress siding as the exterior wall materials.






Billy Glenn Photos

Above: complementing the deep tones of the natural-finish mahogany paneling, the living room rug is blue-gray, ceiling white, curtains yellow, while the furniture adds accents of gray, yellow and brown. Right: the partition between living and dining rooms stops 18 in. below the ceiling and affords concealed indirect lighting to both



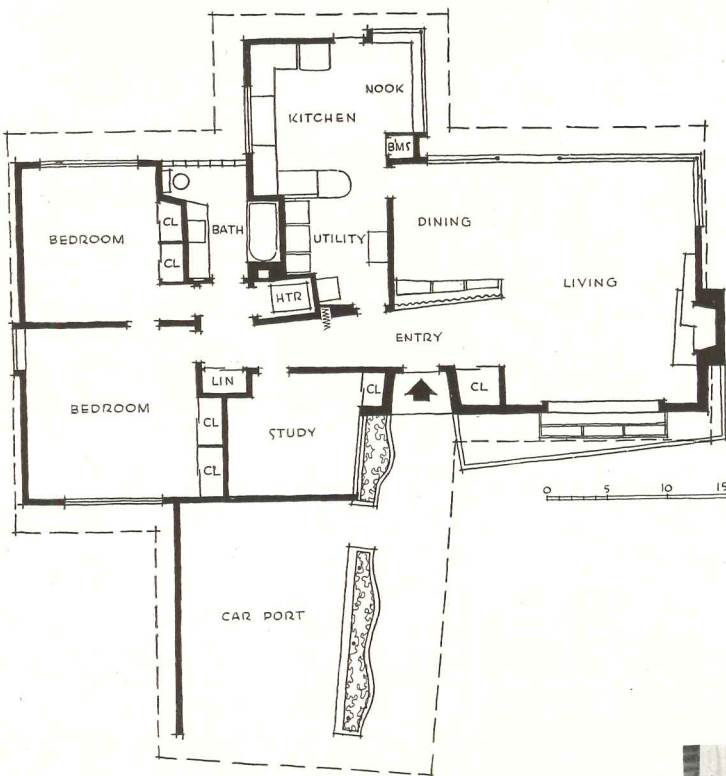


Above: the plant box in the angle of the living room windows is equipped with drains and an automatic water supply; radiators are behind it. Left: natural birch plywood is used for kitchen cabinets, which were built on the job. Work surfaces are red linoleum, walls yellow, floor tan. The pass-door opens on the dining room counter, seen opposite




Chas. R. Pearson Photos

MODEL HOUSE



As the key exhibit in the Seattle Home Show, this house may be considered indicative of an interesting shift in the public's taste in "model" houses. There is the further significant fact that the wide range of contemporary materials employed in its construction are given a far more convincing and dramatic showing than would be the case in a building of more conventional design. Following its exhibition in the Seattle Armory, the






IN SEATTLE, WASH.


Lawrence & Hazen, Architects

house was rebuilt in a suburb of that city. Exterior materials are V-jointed cedar siding and Roman brick veneer, aluminum and wood sash, and a roof of hand-split cedar shingles. In the living room, shown above, walls are walnut plywood, ceiling acoustic tile and floors carpet-covered fir plywood. As seen in the bathroom and elsewhere, glass in many forms — brick, figured, reeded and clear — gives a lift to the interiors.



The glass screen and counter between the entry and the dining room is set at an angle which defines the circulation and which, incidentally, adds several feet of apparent length to the bedroom hall






Suzanne Sposz Photos

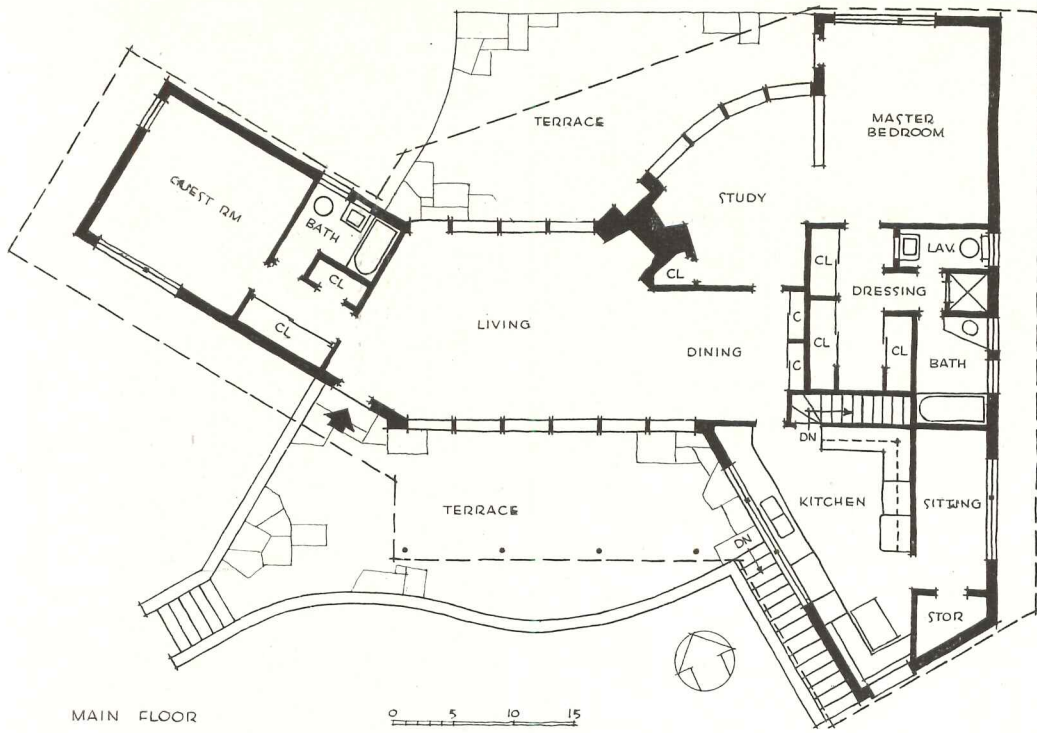
RESIDENCE FOR MR. BENJAMIN GOLDWASSER

Mamaroneck, N. Y.

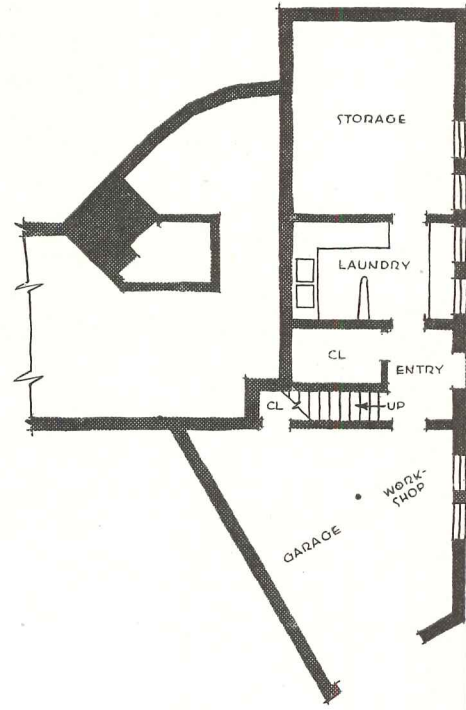
Caleb Hornbostel, Architect



GIVEN a pleasant, rolling site, and a building budget which does not unduly restrict the architect, the planning of a small house can yield some interesting and original results. Here, for example, the house was fitted to the contours and orientation, despite the necessarily elaborate foundation plan which that involved; and, freed from bondage to a minimal plumbing layout, the plan could dispose itself in a manner dictated by use and convenience rather than by strictest economy. Exterior is brick veneer on concrete block footings to the level of the main floor, which is concrete slab. There is radiant panel heating in the ceiling of the main floor and in the floor of the basement; an exhaust fan with ducts supplies summer cooling. Finishes include oak floors, birch plywood walls and doors.





MAIN FLOOR



LOWER FLOOR

Below: the dining end of the living area, showing at upper right the clerestory window. Right: the north terrace, seen from the kitchen. South terrace, with outdoor fireplace, is shown opposite






A COMPROMISE, BUT A REALITY

House in Berkeley, Calif.

Roger Lee, Architect


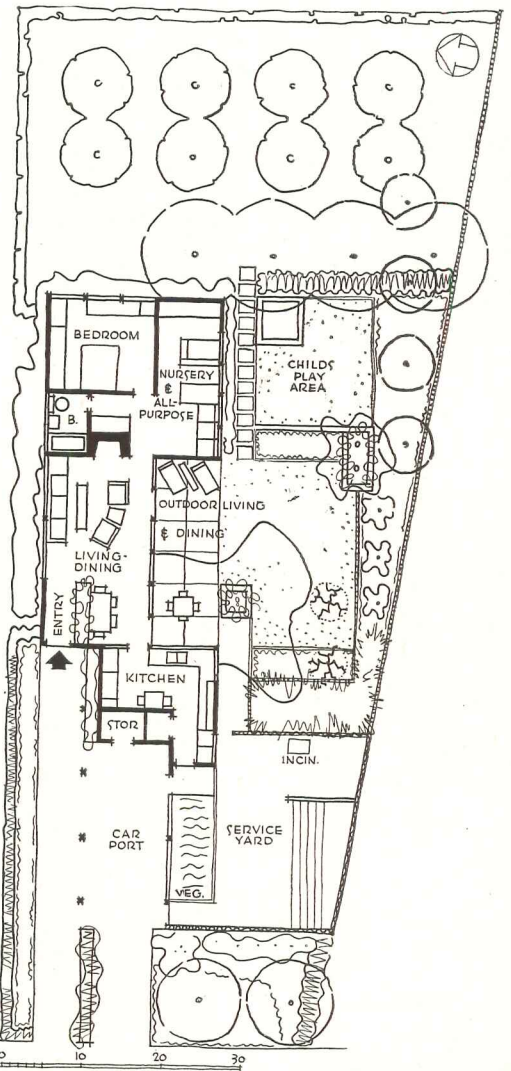


In urgent need of a home, yet aware that high building costs would prevent the realization of many personal and special requirements, Mr. Lee attacked his own postwar housing problem from the standpoint of satisfying only the simple, immediate needs of his wife, small son and himself. He felt that their basic requirements for good living were: privacy from the street and neighbors, solar heat, indoor-outdoor living, an area for the children, some place for overnight guests, general control of family and social activities from the kitchen, and possibly morning sun in bedrooms and kitchen. The house was to be placed on a 40-ft.-wide, long, level lot, flanked by existing houses, and having the south exposure along the side.



Roger Sturtevant Photos

Walls and ceilings of living-dining space are redwood siding, as is the exterior; floors are asphalt tile on concrete; frame is 4- by 4-in. posts on 8-ft. centers. The 4-ft. module is also used as the basis for the landscape design. Above: a light trough runs along the large windows, and a concealed door next to the fireplace leads to the bedrooms. Below: a coat closet, 6 ft. high, screens the dining space from entry



Right: the all-purpose area functions variously for study, sewing and rainy day play. By means of sliding doors it can also be arranged to take an overnight guest



Roger Sturtevant Photos



Below: the sunny kitchen, like a control tower, affords supervision of all traffic in and around the house. The living-dining area opens directly on its outdoor counterpart which has maximum exposure to the south, yet is protected from southwesterly ocean winds. Left: in owner's room, sand-blasted glass panels provide light for the dresser and small lounging couch. Curtained windows get morning sun




DOMESTIC ARCHITECTURE OF THE SAN FRANCISCO BAY AREA—
EXHIBITION OF THE SAN FRANCISCO MUSEUM OF ART



Moulin Studios Photo

THERE is about the residential architecture of the Bay Area a quality which has long made it remarkable to the architectural profession and which has more recently been noticeable to laymen. It is not surprising, for that reason, to find that the progressive-minded San Francisco Museum of Art, at the request of and in collaboration with the Northern California Chapter A.I.A., is presenting an exhibition of representative current work of the region's architects. The exhibition, opening this month at the San Francisco Museum, will be available to museums in other parts of the country through the Federation of Arts which is sponsoring its national circulation for the next two years.




John G. Kelley, Architect. Apartment house, San Francisco, Calif. Staggering floor levels of the two units allows the stair to span from one level to the other in a simple manner

The factors which enter into the quality of the Bay Area's domestic work are both contemporary and historical; contemporary in that the work represents the personality of the individual architect, historical in that it partakes of a tradition that began with the days of California's Spanish settlers. In a sense, too, the former is possible because of the latter. The West has always drawn the bold, the adventurous, the imaginative, and these traits have become characteristic of western attitudes and western products, among which can certainly be counted its architecture.


The character of the architects who focused attention on the Bay Area in the early days of the century because of their fresh approach to old problems is a part of the background of this exhibition, but so are the people of the area. In them, too, was the spirit of adventure, the open mind, the willingness to accept the new and different. As a result, one finds Bay Area houses built fifty years ago

Eldridge T. Spencer and William Clement Ambrose, Architects. Residence for Mr. and Mrs. G. M. Greenwood, Orinda, Calif. This house opens to morning sun and surrounding hills




Moulin Studios Photo







Kurt E. Ostwald Photos




Confer and Ostwald, Architects. Residence for Mr. and Mrs. Garrett, Contra Costa County, Calif. Wings define outdoor areas. Masonry adds warmth of color and texture



Alton S. Lee, Architect. Residence for Mr. and Mrs. Alton S. Lee, Alameda, Calif. The L shaped plan creates a private garden on which open large glass wall areas

Wurster, Bernardi, and Emmons, Architects. Residence for Mr. and Mrs. M. P. Davison, Fresno, Calif. A compact plan recognizes climatic assets and liabilities

Roger Sturtevant Photos





Roger Sturtevant Photos





Photo Craft Shop Photo

Moulin Studios Photo



Left. Bolton White, Architect. Residence for Mr. and Mrs. Frank A. Brown, Lafayette, Calif. Indoor-outdoor relationships are emphasized

Above right. F. A. Lockwood, Architect. Residence for Mr. and Mrs. A. M. Jongeneel, Santa Cruz, Calif. Oriented towards a view



in which is attained an altogether remarkable degree of open planning and a recognition of particularly local possibilities and needs. Nor have these precepts been forgotten; they have developed along with the development of new materials and products, so that today's houses are the direct inheritors of those whose "freshness" and "openness" and "simplicity" were a source of delight to the writer of an article on California homes in an early issue of the RECORD. New ideas in house design have emanated from California for a long time. The "California





Roger Sturtevant Photos

Left. Anshen and Allen, Architects. Residence for Mr. and Mrs. Willard M. Mills, Danville, Calif. Porch roof controls heat and sun

Below right. Roger Lee, Architect. Residence for Mr. and Mrs. Roger Lee, Berkeley, Calif. See Building Types Study, pp. 116-118





Charles F. Stauffacher, Jr. Remodelled residence for Charles F. Stauffacher, Jr., San Francisco, Calif. A 50-year-old building converted to office-residence



Roger Sturtevant Photos




Francis J. McCarthy, Architect. Residence for C. A. Bowman, San Rafael, Calif. Sloping site governs planning. Sunken fireplace dominates living room

Ernest Born, Architect. Residence for I. J. Quillen, Palo Alto, Calif. Lot contours and view dictated design. Interesting example of clerestory lighting

Esther Born Photo





Jack Hillmer and Warren Callister. Residence for Mr. Haines Hall, Marin County, Calif. The creation of a like environment both within and without was successfully achieved in the design of this house


Moulin Studios Photo

bungalow" swept the country but its more refreshing prototype had been accepted in California years before. The present rash of "California ranch houses" derives from the restudy of the Spanish ranch house of the 18th century. It will be interesting to see what influence today's ideas of domestic design will have in the next 15 or 20 years on the national concept of a house.



The dramatic topography of the Bay Area, the mild climate, and the long dry season have also been important factors in the region's residential design, and account to a degree for the openness of plan, the fenestration, the relation of structure to site, and the integration of indoor and outdoor areas. Another factor that must not be overlooked is the redwood tree, from which has come a material as much in use today as 50 years ago. Readers of the RECORD have, through the years, had the opportunity of watching in the pages of the RECORD the development of Bay Area domestic architecture. They have also had a preview of some of the houses included in the exhibition. Complete presentations of two of these houses — Joseph Esherick's Holt residence and Roger Lee's own house — will be found on pages of this issue. In the months to come the RECORD will present fully other houses from the exhibition.




Frank Robert. Residence for Mr. and Mrs. L. L. Richard, Three Rivers, Calif. Located on a high hill 40 feet above a mountain river, natural contours were used for terraces and outdoor living spaces



Dick Challacombe Photos



Fred Langhorst, Architect. Residence for Mr. and Mrs. Gaston J. Ley, Lafayette, Calif. Glass areas open to magnificent view




Henry Hill. Residence for Mr. and Mrs. Henry Hill, Carmel-by-the-Sea, Calif. Weekend house achieves openness in small space

Roger Sturtevant Photos




Worley K. Wong, Architect, and John C. Campbell. Residence for J. C. Campbell, Sausalito, Calif. Function dictates form

Clark and Beuttler, Architects. Beach house for Mr. and Mrs. Martin, Aptos, Calif. Oriented toward the ocean, this home has rooms opening to main patio




Roger Sturtevant Photo



John Ekin Dinwiddie, Architect. Residence for Mr. and Mrs. Lindsay Spight, Orinda, Calif. Designed for privacy, weather comfort and outdoor living

Moulin Studios Photo

Pirkle Jones Photo



Victor King Thompson. Residence for Dr. Mary G. Hamilton, Saratoga, Calif. Heavy masonry masses stabilize fixed glass and asbestos cement panels



Roger Sturtevant Photo



Joseph Esherick, Architect. Residence for Mr. and Mrs. Harry Holt, Stockton, Calif. See Building Types Study, pp. 92-97 for further discussion of this house

Gardner Dailey, Architect. Residence for Mr. and Mrs. L. E. David, Ross, Calif. Planned to fit site contours and stress indoor-outdoor relationships

Maynard L. Parker Photos



THE SOVIET ARCHITECTURE PURGE

By Peter Blake*

FOR the past year the Soviet Government has been carrying out a drastic purge of the USSR Academy of Architecture because of the allegedly "pro-Western, pro-American and general cosmopolitan outlook of its leading members." The purge was initiated on September 25th, 1948, in a *Pravda* article innocently entitled "Pending Questions of Soviet Architecture." Stripped of several thousand words of doubletalk, the article put an end to modern architecture in the Soviet Union, banishing once and for all the "pessimistic formalism" of the West, and ushering in the "optimistic socialist realism" of a new "Soviet Victory Style." Among the well-known architects who — to use the *Pravda* euphemism — are now "pending," there are such men as Karo Alabyan, D. E. Arkin, Boris Yofan, and others of their calibre.

To understand this purge in architecture it is necessary to go back to the year 1931 when the competition for the new Soviet Palace was won by an "Italian Renaissance" monument — over the entries of Le Corbusier and others. Its reactionary eclecticism has had a profound influence upon Soviet work from that time until, roughly, the Nazi invasion.

Many Russian architects who showed the highest promise during the late Twenties were ordered by the Central Committee of the Party to turn to the classical orders, and the safe formulae tested in the "bourgeois" West. Topping their marble wedding cakes with gigantic talismans of Josef Stalin ("our wise leader and teacher, the greatest scholar of our epoch"), Soviet architects felt reasonably sure that they were taking all necessary precautions against the GPU. They had failed to realize, however, how terrified police states are of the freedom of thought of their own intellectuals. Party lines had to be modified and reversed, and artists had to be made to eat their own words and to recant their "sins" to prove their complete subservience.

At the end of the war, then, the Soviet regime switched once more and started along the road toward what the architect Loukomski has dubbed the "Soviet Victory Style." Its appeal is three-fold: Neo-classicism, regionalism (preferably Byzantine), and "Socialist Realism" (which, in plain language, means more 50-foot Stalins on the roof). But the most important aspect of this new style is its rejection of everything Western and its espousal of everything Eastern. Yalta's palaces, in other words, rather than those of Florence.

This kind of switch was not as easy to make as it may appear. Let us examine the case of architect V. Shkvarikov,

* Member of the recently formed "Americans for Intellectual Freedom."

**EXHIBITION
ARCHITECTURE
OF THE
PEOPLES OF THE U.S.S.R.**

ORGANIZED BY THE ARCHITECTURAL SECTION OF THE U.S.S.R.
SOCIETY FOR CULTURAL RELATIONS WITH FOREIGN COUNTRIES
V. O. K. S.

<p><small>PRESIDENT OF THE ARCHITECTURAL SECTION, MEMBER AND VICE-PRESIDENT OF THE ACADEMY OF ARCHITECTURE U.S.S.R.</small></p> <p><small>VICE-PRESIDENT OF THE ARCHITECTURAL SECTION, MEMBER OF THE ACADEMY OF ARCHITECTURE U.S.S.R., DIRECTOR OF THE INSTITUTE OF MASS STRUCTURES, U.S.S.R. ACADEMY OF ARCHITECTURE.</small></p> <p><small>SECRETARY OF THE ARCHITECTURAL SECTION, CHIEF CONSULTANT OF THE EXHIBITION, CORRESPONDING MEMBER OF THE ACADEMY OF ARCHITECTURE U.S.S.R.</small></p> <p><small>VICE-CHAIRMAN OF THE U.S.S.R. GOVERNMENT COMMITTEE ON ARCHITECTURE.</small></p> <p><small>MEMBER OF THE ACADEMY OF ARCHITECTURE U.S.S.R., CHIEF ARCHITECT OF THE CONSTRUCTION OF THE PALACE OF SOVIETS.</small></p> <p><small>ACTING ACADEMICIAN-SECRETARY OF THE ACADEMY OF ARCHITECTURE U.S.S.R.</small></p> <p><small>PRESIDENT OF THE VOKS ENGINEERING AND BUILDING SUB-SECTION, VICE-MINISTER OF THE CONSTRUCTION OF HEAVY INDUSTRY ENTERPRISES</small></p> <p><small>CORRESPONDING MEMBER OF THE ACADEMY OF ARCHITECTURE U.S.S.R.</small></p> <p><small>CORRESPONDING MEMBER OF THE ACADEMY OF ARCHITECTURE U.S.S.R.</small></p> <p><small>VICE-CHAIRMAN OF THE U.S.S.R. GOVERNMENT COMMITTEE ON ARCHITECTURE</small></p> <p><small>CHIEF ARTIST OF THE EXHIBITION.</small></p>	<p style="text-align: center;">KARO ALABYAN</p> <p style="text-align: center;">NIKOLAI COLLEY</p> <p style="text-align: center;">DAVID ARKIN</p> <p style="text-align: center;">VASILI KUSAKOV</p> <p style="text-align: center;">BORIS YOFAN</p> <p style="text-align: center;">NIKOLAI BYLINKIN</p> <p style="text-align: center;">VASILI BURGMAN</p> <p style="text-align: center;">ANDREI BUROV</p> <p style="text-align: center;">ANDREI BUNIN</p> <p style="text-align: center;">BORIS RUBANENKO</p> <p style="text-align: center;">FEDOR KISELEV</p>
---	--

1947

Soviet propaganda exhibit was circulated among Western architectural groups in 1947. Its organizers, listed above, included prominent architects now in official disgrace (names crossed)

kov, who visited Switzerland in the Spring of 1948 only to report (*Moscow New Times*, Aug. 4th, 1948) on the "amazingly poor taste and architecturally low calibre" of Swiss construction work. He had a special jibe for Le Corbusier's *Clarté* apartments in Geneva: "Against the background of the picturesque Swiss landscape the building looked like an absurd, alien growth . . . nothing in common with the people . . . doomed to wither away." If Shkvarikov was trying to make sure that he would not be suspected of capitalist infection, he failed miserably. Barely two months after his return from the picturesque Swiss landscape, *Pravda* sailed into poor Shkvarikov's book on city planning: "This 'work'



The Palace of Soviets. Architects B. Yofan, V. Gelfreich and V. Shchuko won 1931 competition. Birth of "Socialist Realism"



Architects' Club in Moscow. Architect A. Burov interprets architectural Party Line

does not reveal either the nature, or the principles, or the vast achievements of Soviet architecture which are the expression of Stalinist care for humanity . . . it does not disclose the degeneration of bourgeois architectural science . . . faulty ideological positions . . . slavish prostration . . . antiscientific . . . ideological poverty . . .," the *Pravda* review sputters on through several hundred increasingly incoherent and venomous words written by none other than Shkvarikov's "traveling companion" to Switzerland, the architect A. V. Vlassov.



Central Theatre of the Soviet Army. Architects K. Alabyan and V. Simbirtsev. The Red Star shaped plan was approved



Foreground: "Socialist Realism." Background: Agricultural Mechanization Building by architect Andreyev. Foreground has won out

The tirade against Shkvarikov was no exception. The architects Tsires and Gabrichevski are also "pending." *Pravda* accused them of "lack of political consciousness . . . bourgeois objectivity and formalism . . . faulty anti-Marxist ideas." The school of Zholtovski is said to have "assisted the growth of formalistic tendencies, the development of an ideology repugnant to us . . . fostered the perverted training of future architects . . ." The architect Polyakov built "a series of . . . frightful projects . . . of bad artistic taste . . ." Brod and Khrakov's work "reminds one of a soulless barracks." Velikanov's projects "are akin to that which the Soviet people long ago christened 'box style',"—and so forth.†

Next, we have the architect A. K. Burov, a brilliant former editor of Soviet magazines on modern architecture, and a man renowned for his excellent work on prefabrication. He had innocently written that the Soviet "perception of architecture is overburdened with historical sediments . . . In America, new ideas in architecture, freed from nihilism . . . and working through industry, began to germinate new organic architectural forms, a simple, clear language . . ." To architect Burov *Pravda* said that his "clear expression of the anti-popular ideology of neo-constructivism is an example of the slavish deference to the decadent art of architecture in America, a slander on Soviet art and on our building industry!" A little farther on the editors of *Pravda* get caught up in their own nonsense: "It is to be regretted," they regret, "that the Union of Architects . . . is not fond of creative discussion and criticism." No one seems to know what is meant by "creative" or by "criticism." Karo Alabyan, for example, as President of the Union in 1946, tried to be creative and mildly critical when he said: "So far we have no systematized work on the theory of architecture. . . . This has a

† I wish to express my appreciation to the New York office of TASS, the official Soviet News Agency, which provided me with the copy of *Pravda* which contained the statements quoted above. P. B.

negative effect on our architectural-constructive practice." On March 21st, 1949, this started to have "a negative effect" on Alabyan! On that day he and five colleagues were told that they had "hampered the development of true Soviet architectural science by having continued to grovel before the bourgeois models . . . of the U. S. . . ." Among this particular group of "pending" architects was D. E. Arkin who had only a year earlier indignantly told the editors of the *Architectural Review* that "architecture in the USSR, socialist in content, is developing in national forms . . . free from the corrupting influence of the capitalist market" How Stalinist does an architect have to be in the USSR, one wonders, to please Josef Stalin? The answer is, perhaps, not too hard to find. The Soviet regime has long ago liquidated all those who objected to it on questions of principle. The two dozen-odd architects who have been under continuous and merciless attack since September, 1948** are probably denounced as the "Titos" of architecture — men with whom there is no basic quarrel of principle, but only a quarrel of loyalties. Their crime is to have looked to the West for inspiration, rather than to the walls of the Kremlin. They forgot that in the USSR there are not only travel restrictions upon men, but also upon men's thoughts.

However vague some Western architects may be on the facts of this situation, the editors of *Pravda* are admirably candid. Of modern Western architecture they say: "It has arrived at a hopeless impasse of formalistic perversions and box-like, soulless building, behind which hide complete poverty of spirit and nihilism. . . . This architecture has clearly degenerated into the fashion of serving only the perverted, diseased tastes of bankers and coupon clippers." And lest the architects of the USSR harbor any doubts, the editors of *Pravda* unmistakably hold out their mailed fist: "We must . . . frankly disclose," they warn, "serious perversions in the theory and practice of architecture, *resolutely and swiftly root them out*, and confidently advance our Soviet architecture *on the road appointed by the Party and the Government!*"

** Among them are: K. S. Alabyan, D. E. Arkin, D. A. Aronovitch, Z. Brod, A. Bunin, A. K. Burov, A. Gabrichovski, S. A. Kaulman, B. Y. Khiger, A. Khrakov, M. Polyakov, V. Shkvarikov, U. Sherdayev, A. Tsires, M. Vorshch, A. Velikanov, B. Yofan, Z. Zakharov, and Zlobin.


Design for apartments. Architect Alabyan "hampered development of Soviet architecture . . . groveled before U. S. models"



To students of the purge trials, this is familiar prosecutor's talk. Not so familiar is the fact that it has also become an accepted form of Soviet art criticism. At the All-Union conference of Dramatists, in November, 1946, Soviet artists were told by propagandist Constantin Simonov: "Too often have we failed to realize that we have fought, are fighting, and will continue to fight; and that our art is no museum of historical arms, but an *arsenal intended for war!*"



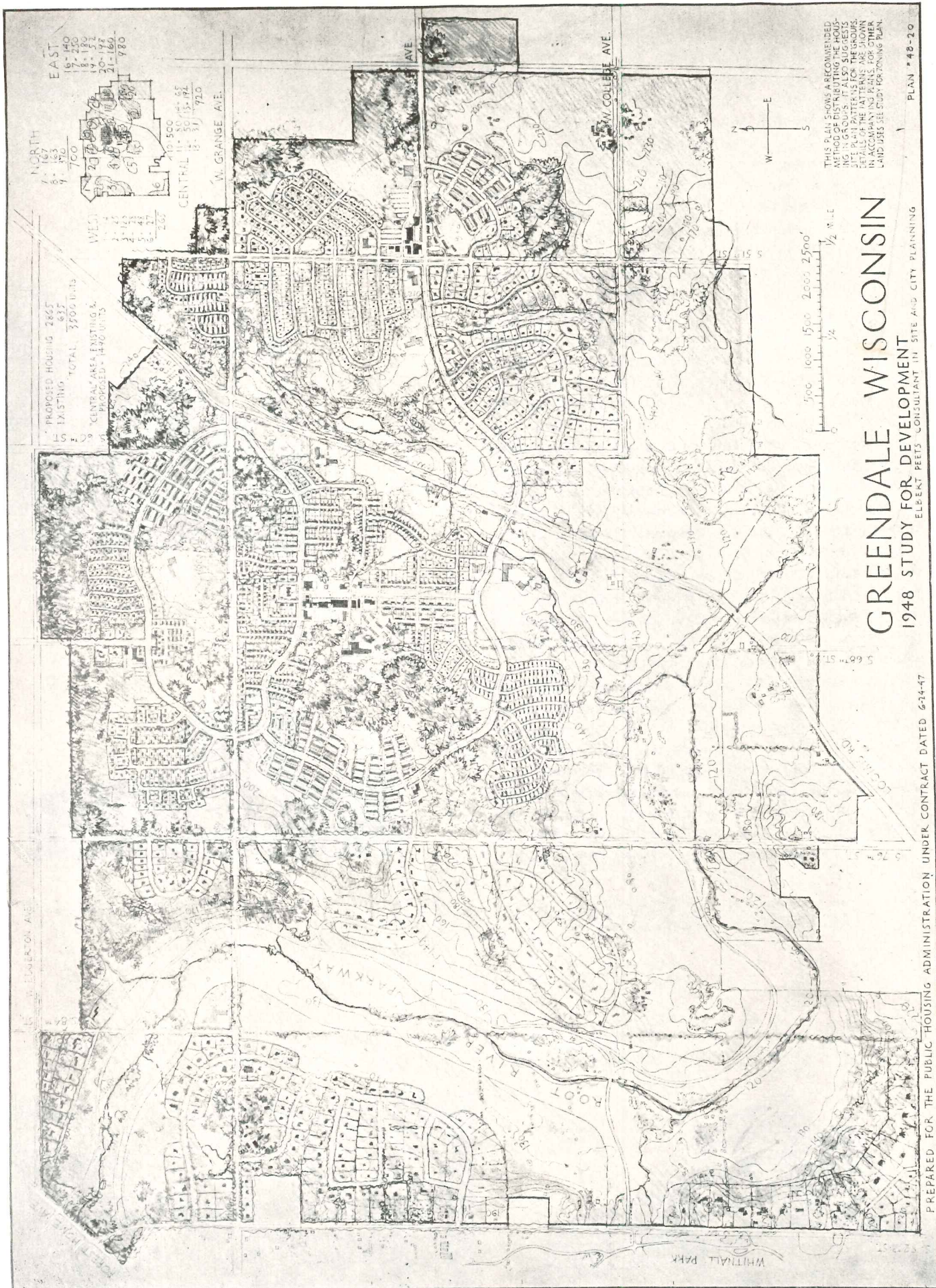
Barvikha Sanatorium. Architect B. Yofan. Relapse into "poverty of spirit and nihilism"



Design for Power Station at Kiev. Architect Burov is accused of "slavish deference to . . . decadent . . . architecture" in U. S.

Pravda, whose editors abhor modern architecture, is printed in this "perverted, and soulless barracks—of bad artistic taste"





GREENDALE WISCONSIN

1948 STUDY FOR DEVELOPMENT

ELBERT PEETS CONSULTANT IN SITE AND CITY PLANNING

PREPARED FOR THE PUBLIC HOUSING ADMINISTRATION UNDER CONTRACT DATED 6-24-47

PLAN # 48-20

THE OCCASION

The occasion for the group of planning studies shown on these pages was this: the Public Housing Administration contemplated the disposition of the three greenbelt towns—Greenbelt, Greenhills and Greendale—under restrictions assuring in each case a development reasonably in accord with the original plans and objectives. PHA asked its consultant on planning matters at Greendale to prepare for that property a plan study that would exhibit its development possibilities and show a scheme of land use, dwelling types and densities that might serve as the background for a negotiated disposition agreement. Mr. Peets was authorized, also, to recommend a general system of main thoroughfares and to suggest patterns of detailed subdivision and site planning. The plans he prepared have helped to stimulate public and private efforts that now give promise of a large private housing development at Greendale.

THE GENERAL PLAN

The general plan, covering about five square miles, shows existing village roads, on half-mile squares, and a diagonal state highway. The present town, about 600 units—designed 1936–37 by a staff headed by Jacob Crane, Elbert Peets, Harry Bentley, and Walter G. Thomas—is at the center of the property, clustered around the civic and shopping group at the junction of straight Broad Street and curved Northway. Upper Northway (completing the irregular oval) and the curved street west of the "old town," are proposed. Many of the patches of proposed housing can be identified as the areas shown at larger scale on the pages that follow. Exhibiting clearly a strong differentiation of circulation routes and residential streets, the plan is probably unique in its union of a simple basic structure with emphatic modulation and great variety in its component parts.

STUDIES IN PLANNING TEXTURE

for housing in a greenbelt town

By *Elbert Peets*


BY TEXTURE I mean here a residential planning scheme—the relation of house to lot, of lot to street and of street to city plan. There are many such schemes; in this country the commonest is our familiar grid of streets lined with curbs, street trees, sidewalks and lawns; the houses are usually "singles," each with a drive to a garage in the rear yard.

For several decades this American Street, as it might be called, has been under critical attack. Strictly, it is not a residential street but an all-purpose street that happens to be used for housing. It carries much casual traffic and the city's growth may make it a crowded thoroughfare. This possibility, or the tradition of it, explains the excessive width of right of way and building setbacks. The costly frontage development tends to make the lots narrow and deep; they are therefore unfavorable to sensible house planning and ill adapted to use as outdoor living space. Views from the front windows are dominated by cars, moving or standing, yet the house is not conveniently related to the automobile.

The family car usually travels an excessive distance on the lot; visitors come and go across a public sidewalk.

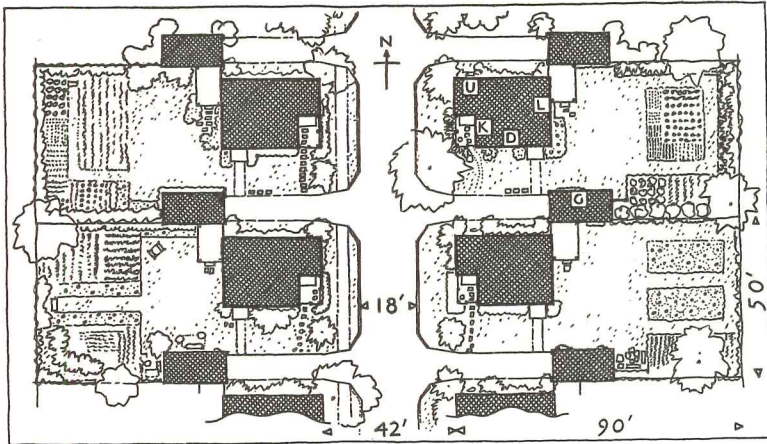
Perhaps the first alternative solution to present itself—other than the millionaire suburb—was the English garden city. Within a few years, planners were talking about superblocks; using this parti, Clarence Stein and Henry Wright designed a Town for the Motor Age. With half an eye on Radburn, the greenbelt towns were built, and many private developments. A vista toward more likable planning textures began to open up.

In the same period, however, another planning movement was under way—a gathering indignation against exploiters who chopped up farms into 30-ft. lots improved only with corner stakes and cinder sidewalks. To cure this disease, civic leaders drafted subdivision codes and zoning laws, and they kept up their demands for wider streets, larger lots, more complete improvements. These measures quite successfully keep out the predacious subdividers—but unfortunately they also keep out everything except the American Street. Are



Typical Greendale house

In the present Greendale village about half the families live in single houses, most of them arranged as shown in this schematic plan. The cul-de-sac runs north and south, the houses facing south, parallel to the street. A car, entering the side court, stops within easy reach of the kitchen and living room doors. The garage helps to enclose the neighbor's porch and protects it from north winds. (This is rental housing.) Thus placed, the garages create a semi-enclosed lawn at the house. The lot is small but efficient; there is space for vegetable gardening. The narrow street makes utility connections very short. Negative factors: children play in street; sidewalk (not in original scheme) too narrow; no place for Sunday promenade through street; few people see the pretty gardens



1

new suburbs charming with Radburn's courts and inner parks, or with Greenbelt's shady superblocs? No. The only apparent change since the 1920's is that the houses are smaller and the streets are wider.

City engineers and zoning officials are the most conservative group known to anthropology. Still, a few cities have amended their ordinances to give large developments some degree of release from the codes. These breaches in the zoning wall, it must be noted, are not so much due to the new site planning as to the federally financed housing projects and the big apartment developments. But they are a welcome beginning; one purpose of these Greendale studies is to present some of the planning techniques that should be made permissible under special zoning paragraphs — or, better still, should be recognized in the general provisions of subdivision codes, zoning ordinances and master plans.

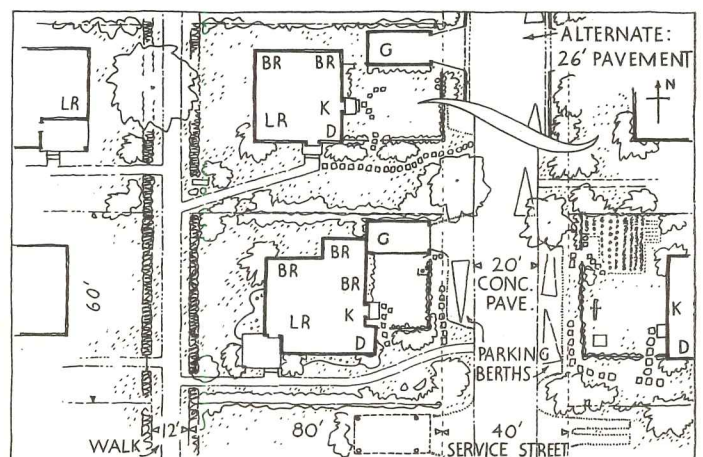
The Greendale plans, only part of which are reproduced here, used three scales — 20, 100 and 400 feet to the inch. A first study, on a 400 scale topographic map, laid down the main circulation lines. The housing areas, also, were outlined and assigned tentative densities. Next, the 20 scale schematic studies were worked out, without reference to any particular site. These schemes, sometimes in combination, were then applied to appropriate building areas in plans drawn over 2-ft. interval topo sheets at 100 scale. Reduced to 400 scale, these area plans were traced to make the tentative general plan here reproduced.

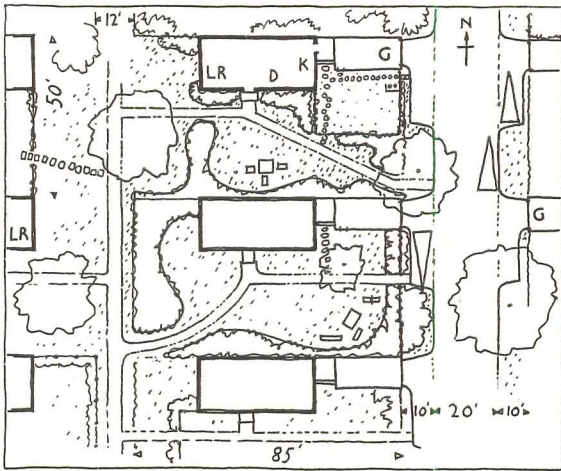
The program of the studies, in addition to the basic purpose of reconciling a large development, consisting predominantly of mass housing, with the social-esthetic standards of the greenbelt towns, included two practical objectives: first, to spend as little as possible on streets

and utilities; and, second, to hold down the municipal operating costs, a high tax rate being the town's great competitive handicap. The raw land cost was not high enough to be a determining element in fixing densities. Total occupancy was set at about 3500 families, the estimated limit of the market; this figure represents a gross density of about one family per acre. A development plan based on acre and half-acre lots was rejected because it would destroy the regional recreative and esthetic value of the land — in an urban region the greenbelt is a factor of regional texture, not of town planning — and because the site and municipal costs would be more than most of the customers could afford.

The general plan is therefore grounded on the principle that a low gross density justifies a relatively high average net density. There is, however, a wide variation of density among the different housing groups and there

2

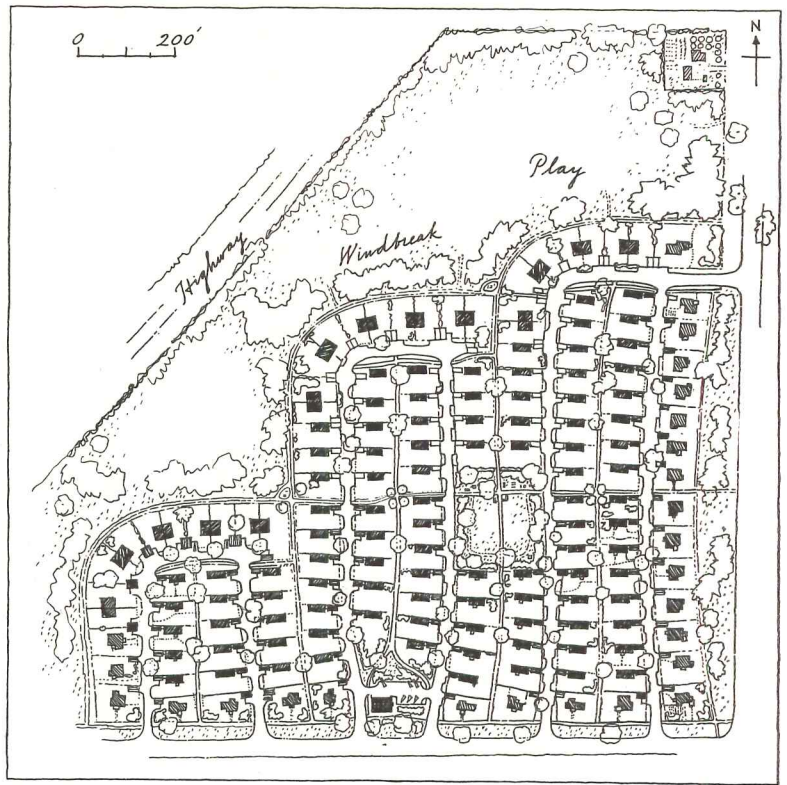




4

Solar house, lot and street

The word "solar" is used here in a meaning broader than its usual implication—in fact the center of interest is rather the lot than the house. And the lot is considered as one of a series of lots, so that the group of families may cooperatively enjoy in full the advantages of sunlight orientation. In these two-story houses all rooms but the bath have south windows—large or small, as the architect may desire them. But it is also part of the plan that in the north wall there are no windows—though there will be glass blocks and ventilators. This makes the yard usable right up to the neighbor's house and gives, with the help of tactful planting, unusual privacy to yard and house.



5

(There is nothing less private than the back yards of ordinary two-story houses.) The front door could be at the north corner, but the south location gives a traffic-free living room and joins outdoors to indoors with dramatic effectiveness. . . . The kind of casual off-pavement parking shown here is the most economical and practical.

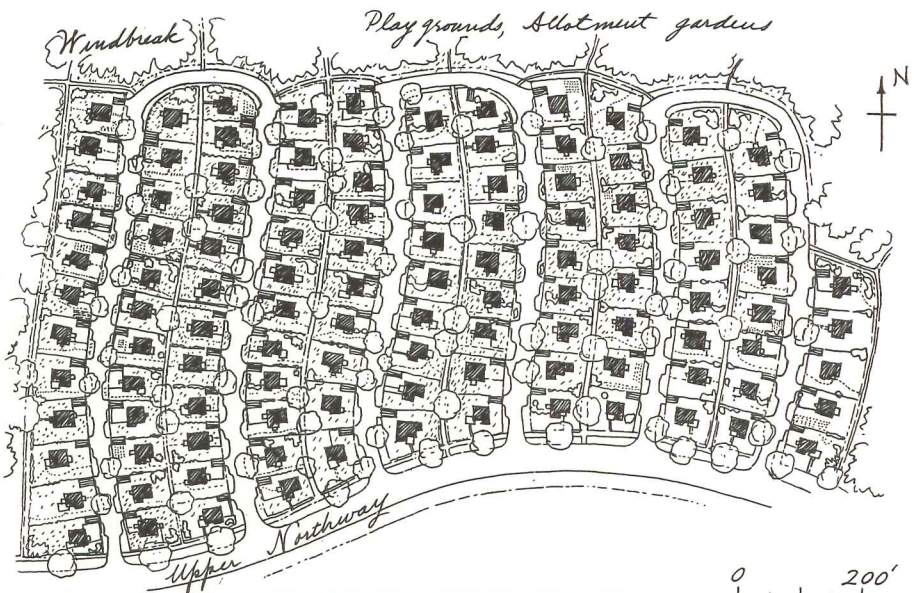
Solar houses work best, of course, on a south slope and where service drives can run approximately north and south. (It should be noted that the light effects in a north-south street are superior to those of an east-west street, in summer and winter.) The group in drawing 5 comprises 98 solar houses with a fringe of 26 one-story singles and 26 units in two-story twins. The fringe is both esthetic and

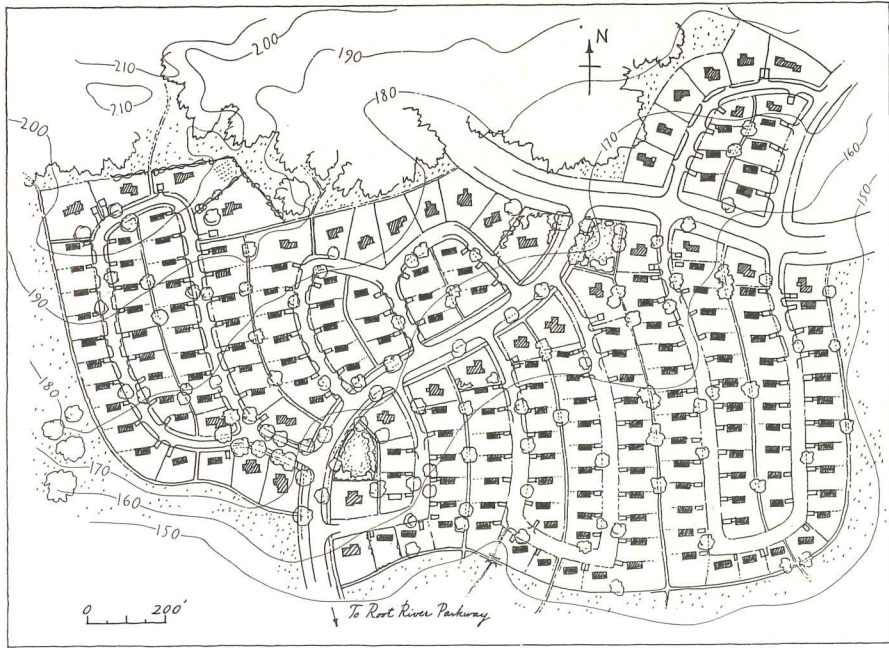
practical in purpose: the one-story houses can protect themselves better against the traffic streets and the twins can take advantage of northerly views across the greenbelt, which would be wasted on the solar houses; they also make a pleasanter picture from the highway. . . . The net density, omitting traffic streets and greenbelt, is 6.7 families per acre. . . . Looped drives are preferred to dead-end streets. For one reason, they can be longer. The use of short culs-de-sac so increases the expenditure for collector streets as to make it a heavy construction and maintenance burden—and the increase in the number of collector streets tends to negate the safety and convenience that are the justification of the special residential street.

3

One story houses on 60- by 80-ft. lots

These plans show the elements of the center-walk scheme. Lots are relatively wide, side yards are emphasized, front door is convenient to both center walk and service street. The garage, at the northerly edge of lot, helps enclose a small but useful kitchen yard. Off-pavement parking berths are shown in various forms.






6

Solar houses on 60-ft. lots

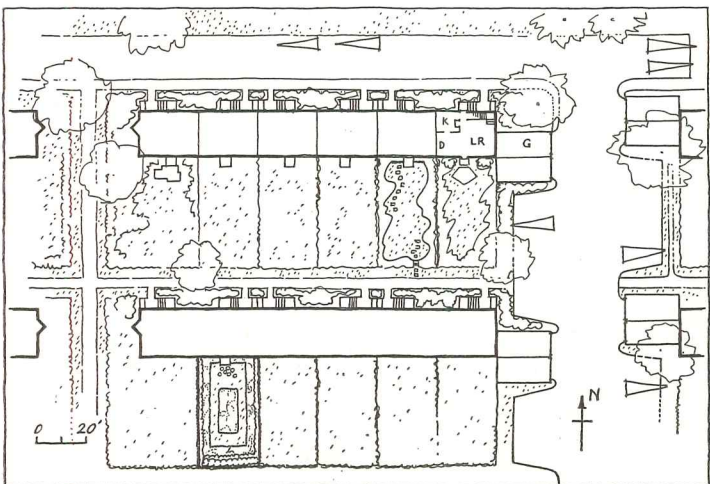
Plan 6 was studied over the topography of a fine section of Greendale, the "south hill." An earlier study was based on half-acre lots and custom built homes, but the strong south slope tempted the designer to try a solar house layout. . . . The hill commands a far view over a river valley. This plan, if adopted for building, needs careful checking on the ground to determine whether the open channels should not be straightened in order to preserve good views. Certainly some of the houses in the south fringe should be moved because they block vistas along the center walks. Tree planting should be done with the same point in mind. . . . The section brings out the importance, architecturally, of the high fence as a bond between house and its site



Row houses, common orientation

Drawing 7 is a variation of drawing 8; it is adaptable to sites permitting southern orientation of the garden front. A southerly slope is desirable because the lower end of the yards is the best line for the flow of surface water. The unit and yard scheme—a single door as service and social entrance, living room at "rear," all buildings facing same way—probably stems from Neubuhl, the famous housing group near Zurich. FHA has recommended it and a version won a New York state housing prize. About 22 ft. wide, it is a luxurious two-bedroom unit. This scheme is not used in the general plan; it could be substituted, in right locations, for solar houses or standard rows

7



is a considerable range of lot sizes within most of the groups. The very scenic west part of the village is expected to attract high income families. This area, like several other housing groups, is laid out with streets of conventional type.

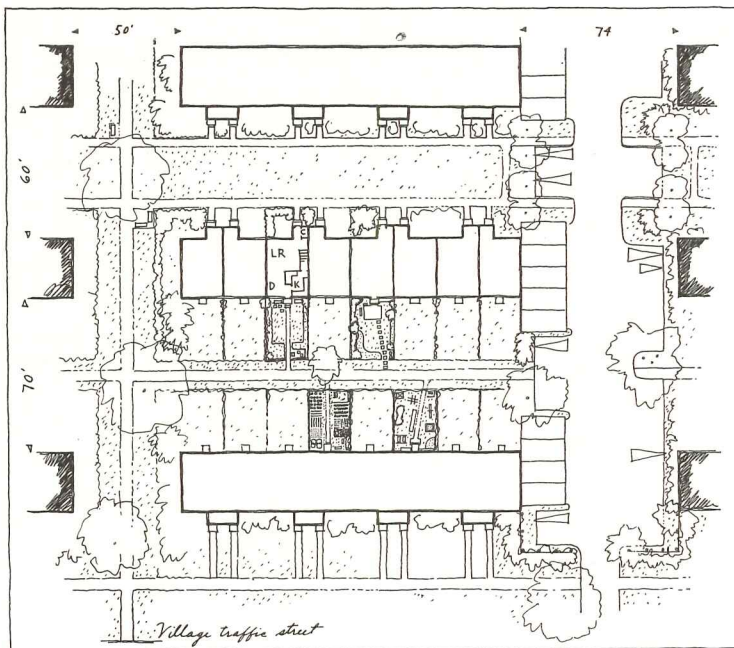
The planning textures presented here as substitutes for conventional street and lot arrangements all propose a separation of the pedestrian and vehicular channels of movement, the vehicular channel being in most cases at the rear of the houses. That, of course, is the scheme of Radburn and many housing projects. The Greendale studies differ from Radburn in the use of looped service streets instead of culs-de-sac, in the franker recognition that visitors will approach the house from both front and rear, and in more detailed accommodations for owners' and visitors' cars.

The two channels — service street and center walk — will be described briefly; the plans and captions show some of the different forms they may take.

The service street is narrow — say a 40-ft. right of way — but is planted with trees and shrubs to relieve it from looking like an alley. The traffic pavement is 20 ft. wide, of good concrete for low maintenance. It has a V section, making its edges comfortable for walking, and because this section makes curbs unnecessary and permits the pavement to serve, often, in place of a storm sewer.

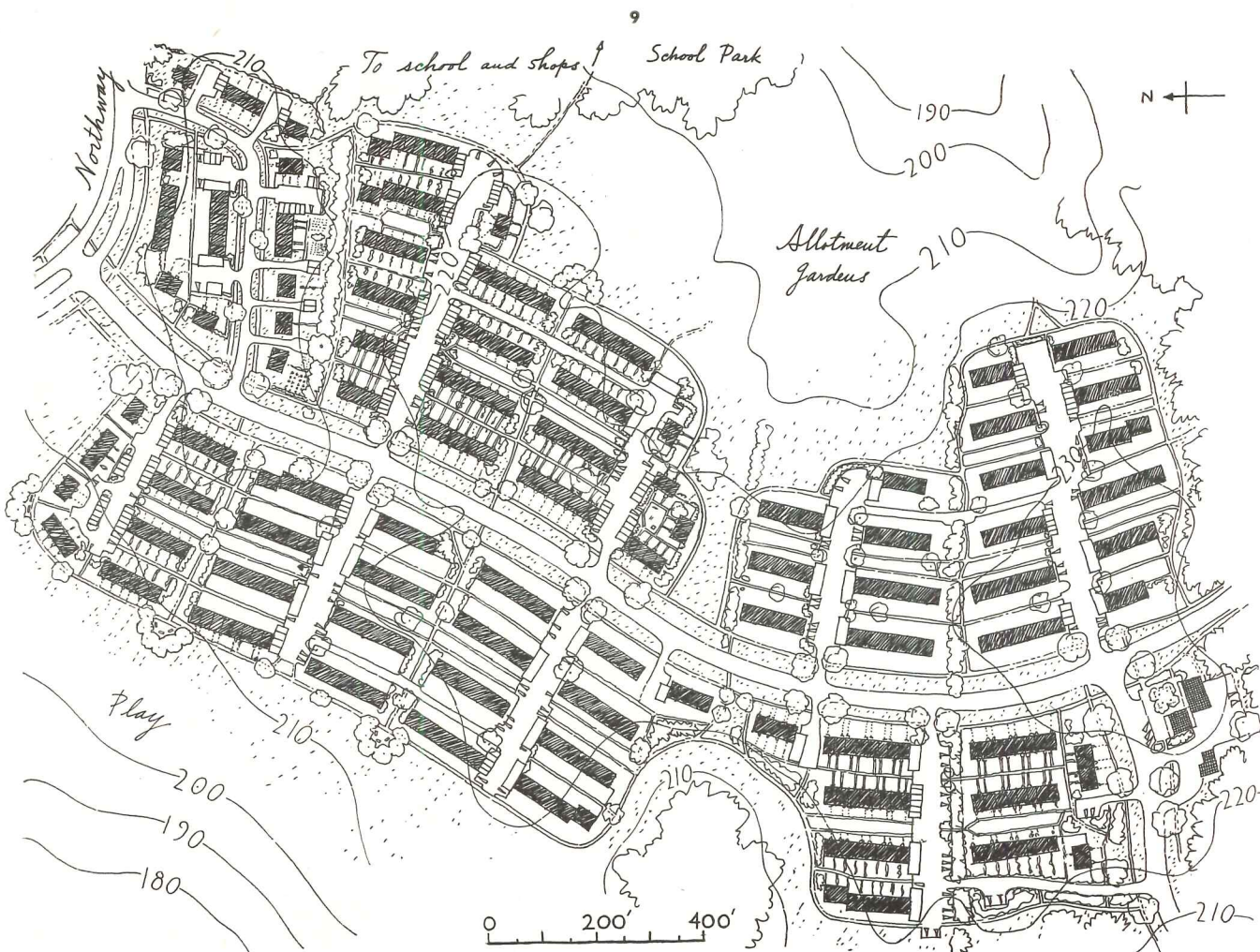
Site plan for row houses

The row house, once common in the middle west, was made obsolete there by the balloon frame and street cars. The later demand for higher density was met by the "flat." Now, reintroduced by government projects, row houses are gaining acceptance. . . . The family car and the garbage-can are the twin dragons that must be overcome by the row house site planner. Shall the front area be desecrated by cars or shall the vehicles be at the back, the visitor finding the front door if he can, stumbling through the kitchen if he must? The currently smart solution is the dual purpose door (Neubuhl again?) the car being parked at the curb—which is virtually at the door—and the garbage-can being obscured by concrete. Thus it is at Fresh Meadows, Long Island, where the front area is a vast lawn. That's o. k. for N. Y. C., but citizens of U. S. proper yearn for yards. In USHA days the Technical Division favored "end space parking" to keep the car out of the domestic picture, front and rear; this is the solution on which studies 10 and 11 are based. They assume that the housing is for rent—or the houses, with yards, might be owned by individuals, the rest of the land



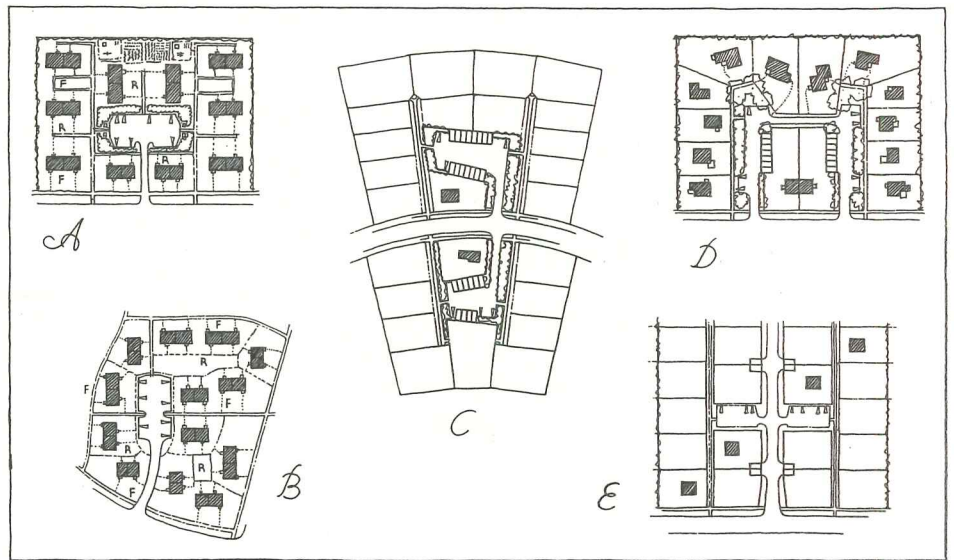
being maintained by a group agency. The service lanes are normally connected to form loops; in a few cases short extensions are treated as culs-de-sac. The parking, in garages or parking bays, should be 100 per cent plus a few berths reserved for visitors and placed near the walks giving access to the front doors. The circulation system includes walks in the

end spaces not used for parking; these walks give access to the village traffic street and to the greenbelt space. The project plan (9) contains 500 units having an average frontage of 20 ft. The net density is about 12.5. . . . The dog-leg street in the upper left corner was necessitated by the surface drainage situation



Park and walk in

A few planners and architects are asking if it is necessary to bring the car up to the house—why can't a single garage compound serve a dozen houses, each standing in its own garden, with a pleasant walk connecting it to the compound and the street? In the past, fuel delivery has been the obstacle; oil, gas and electricity now make the scheme technically feasible and the big garden apartment groups—FHA permits a 250-ft. walking distance—are preparing the way for its acceptance. As a crude parti, the idea was used in many war projects; sketch plans (A) and (B) are from Pensacola. Plan (C) is an early schematic study, not used, for the American Community Builders' development, Chicago. Study (D) is an effort to correct the vulnerable points of (C)—distance from car to house, fire protection, waste collection, access to lot for heavy repairs. Plan (E) is merely a double-frontage street, an idea all planners have played with. The park-and-walk scheme is the most plastic planning motif imaginable; it unquestionably has value in special situations such as shore lines, park boundaries, fine wooded areas, rough topo, and odd-shaped building sites. Any pat-



13

tern that is not linear in character, however, will almost certainly increase utility costs; a pattern limited by the fire-fighting distance does not develop utility spurs of sufficient length to justify the cost of the collector street. As will be noted in the version of plan (D) used in drawing 14, residents of the group must turn an additional corner to get to their homes. Street corners symbolize wasted utility lines; the cheapest town to build and operate would be—diagrammatically speaking—one in which no resident turned more than one corner in going from his home to the shopping center

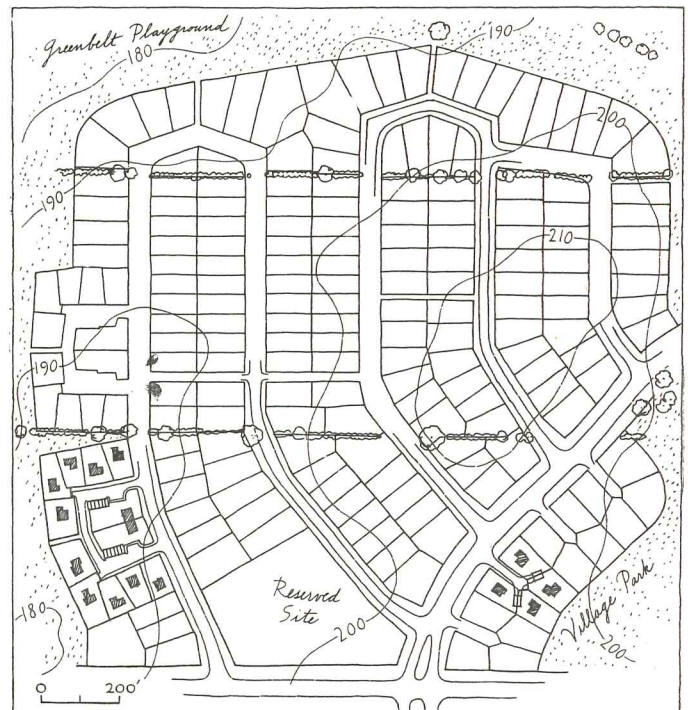
Mostly conventional lots


Plan 14 is a research study for the subdivision of areas at Greendale that may be laid out in substantially conventional streets and lots. Two old hedgerows traverse the site; street and lot lines have been adjusted to save them and to feature the large trees. The angular treatment of the loop-ends facilitates drainage and makes a definite point at which the street names change. All residential streets branch from a main village traffic street—to simplify finding addresses. The little court schemes are used to develop building sites not reached by normal lot depth

14

kitchen side of the house, where the family car's natural affinity lies.

Shifting now to the pedestrian channel, the center walk should be liberally designed; while it goes without saying that active adults and older children will use the service streets when their direction of travel makes it convenient, nevertheless the center walk is a necessary symbol of propriety and completeness in the organization of the home. From the walk, people will see the petunias in the garden and the pretty glass oddments in the living room windows. It will be an ideal place for the play of the young and gossip of the old; serving twice as many families as a conventional sidewalk, it should be a more effective instrument of sociability among neighbors. It must therefore be wide, say 6 ft. of concrete with a good grass strip at each side for snow plowing and clearance from shrubbery. Where it branches off from the sidewalk of the big traffic street will be a good place for a seat or two; at the farther end the walk ought to lead out to open recreation space. As far as possible, of course, walks through green areas should be used for access to schools, shopping and work.





RECREATION CENTER FOR SAN FRANCISCO'S CHINESE POPULATION


William Gladstone Merchant, Architect

THE area in San Francisco for which this recreation center is planned has a Chinese population of approximately 16,000. It is extremely hilly and densely built; there are few play spaces except for the crowded sidewalks and the streets themselves.


Under the guidance of Miss Josephine Randall, Superintendent of Recreation for the City and County of San Francisco, this project has advanced to the stage where construction is expected to begin in 1950. Nearly \$300,000 has already been appropriated for it. The site is an abandoned school site, no longer suitable for a school, surrounded by high buildings, in a neighborhood

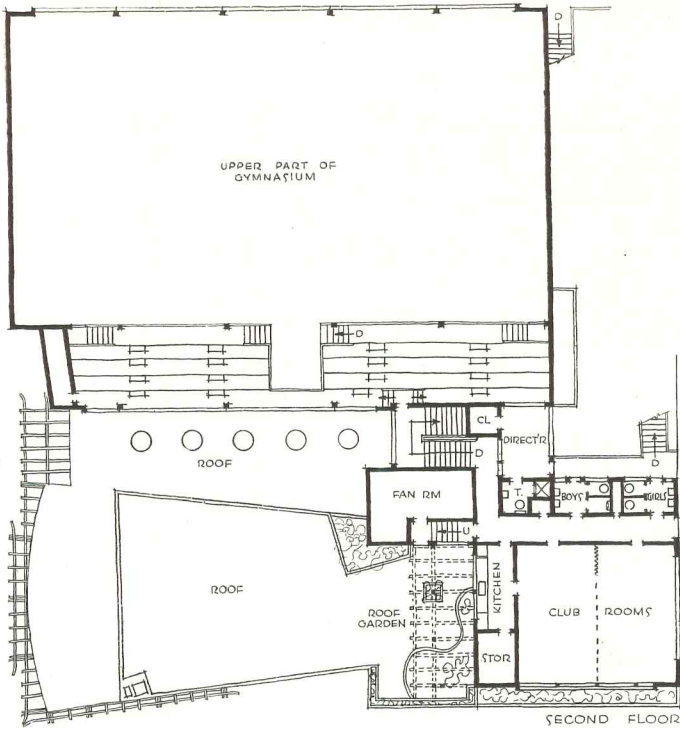
where the tendency is to build ever higher, to increase the already heavy concentration of population.

The intention is to attain something of an Oriental appearance through the use of glazed brick, powder blue in color, of painted pergolas and of painted exterior and interior walls. But the center is not to be limited to Chinese usage; any citizen is to be entitled to its privileges. It will be open from early morning until 10 at night, under the supervision of two directors (one man, one woman). If all parts of the center are in full use by spectators as well as participants, 500 to 600 people — minors and adults — can be accommodated.

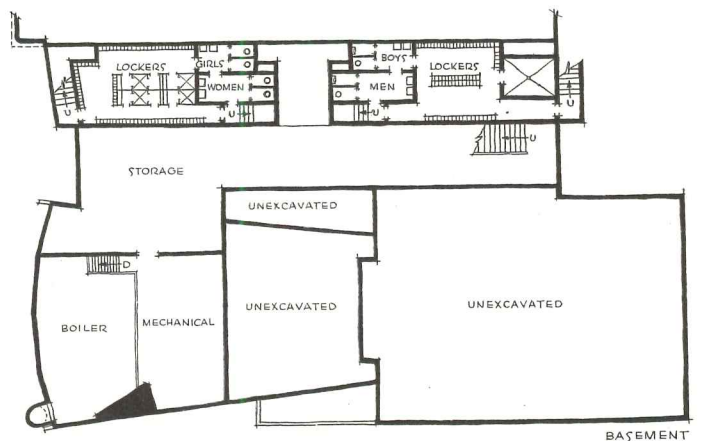
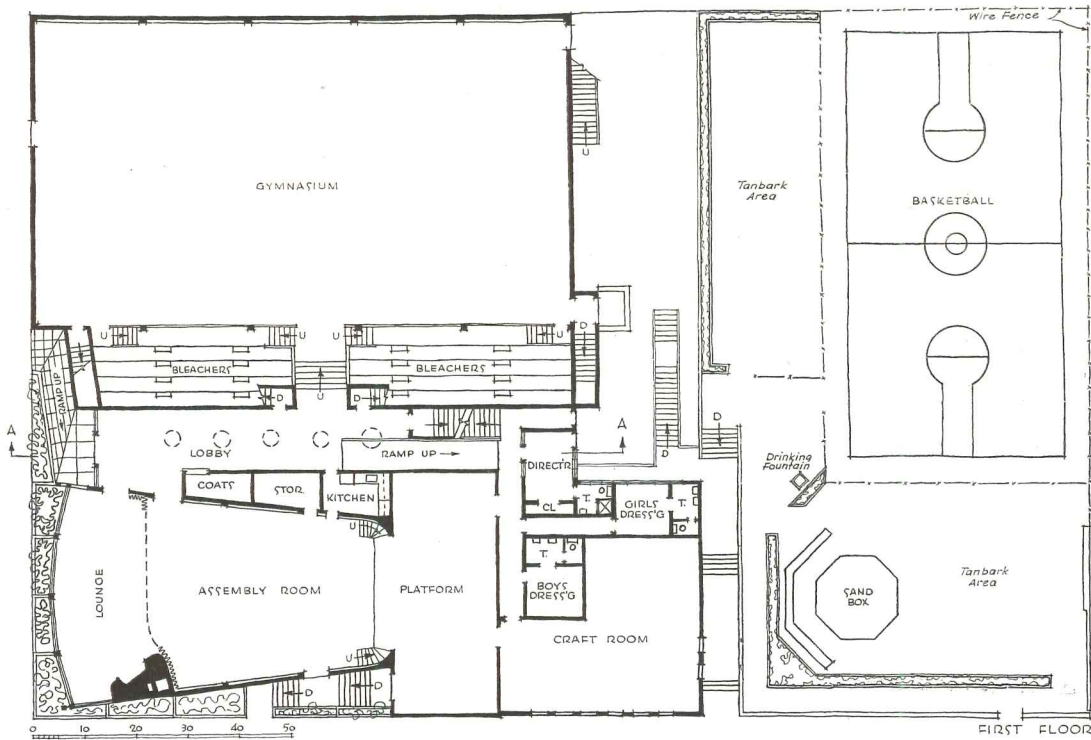



Dean Stone — Hugo Staccati Photos





The well-organized plan includes a gymnasium with permanent bleachers along one side and locker rooms beneath; assembly room with ample stage; craft room; and directors' office and boys' and girls' toilets located accessibly to outdoor as well as indoor facilities

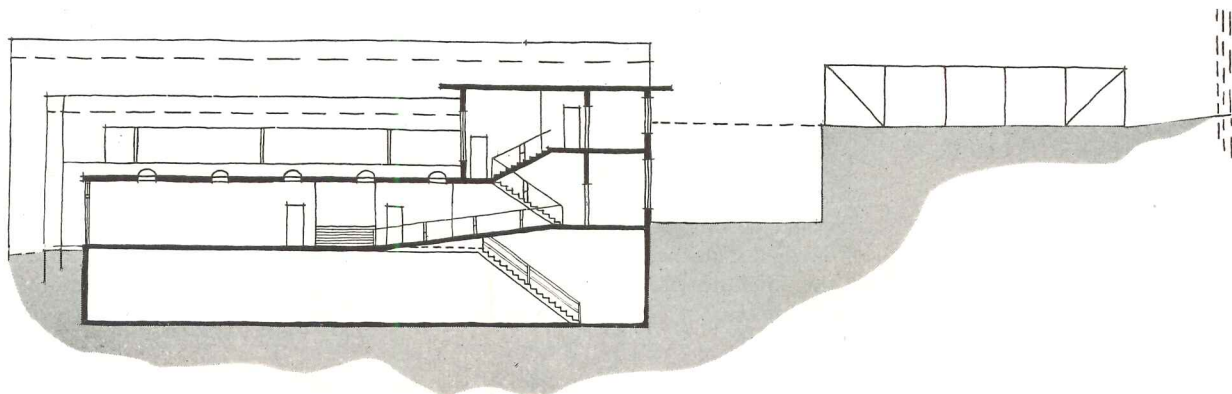




Photos by Dean Stone — Hugo Steccati

Model and section show adaptation of the building to its hilly site. Outdoor areas, at higher level, include two portions surfaced with tanbark so that the small children who use them will not suffer hard falls; outdoor game court is hard-surfaced.

Tanbark area has direct access to sidewalk so small children, and mothers pushing buggies, will not find entrance difficult. In future, court behind gymnasium is to be roofed where indicated by dotted line (section, below) to provide an exercise room



DESIGNING FOR DAYLIGHT WITH CLERESTORY WINDOWS

The design principles for clerestory lighting described in this article illustrate how a rigid theoretical approach can be applied to yield simple and useful rules of thumb for daylighting designs; these rules are applicable to clerestory arrangements for all types of buildings

By Bernard F. Greene,

Lighting Consultant, New York

NATURAL lighting is an important part of the design of a building. For good lighting the type, area and dimensions of the window openings must be carefully planned to obtain adequate, well distributed illumination which is free from glare. To meet this challenge the science of daylighting is steadily being developed. Daylighting designs based on intuition and fancy are gradually being replaced by products of sound engineering methods.

Designing for daylight can be accomplished today by the same rules used in artificial lighting systems. However, because of the many more factors involved in daylighting design, it is important to follow a systematic approach in

which each phase of the problem is considered separately. The purpose of this paper is to describe one such phase of daylighting — the clerestory window. Other problems such as sunlight control, window spacing, skylight and monitor design, etc., can be discussed separately.

The design of clerestory windows lends itself to engineering analysis; by the application of mathematical methods, clerestory window arrangements can be designed which are applicable to schools, offices, factories or homes.

Approach to Daylighting Design

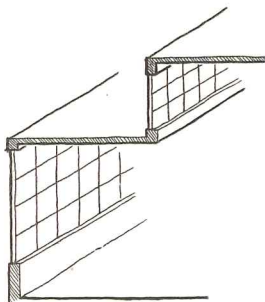
In the design of a system of lighting utilizing daylight, certain criteria must be established in order to insure that there is enough light at different times and for different locations and weather conditions. One criterion, which is easy to use and which yields accurate results, is the assumption that the sky is a uniform source of light with a known brightness value. This can be taken as equal to that obtained in the late afternoon on an overcast day in December. If we assume this value to be 600 foot lamberts (units of brightness), then the sky would be brighter than this value approximately 85 per cent of the daylight hours in the vicinity of 42° north latitude. Values of twice this brightness would be obtained 50 per cent of the daylight hours and values of three times this brightness 15 per cent of the daylight hours.

The assumed value of 600 foot lamberts is the basis for design. Recommended levels of light throughout a room can be obtained for this condition, and when the sky is brighter the illumination levels are proportionately higher. When the sky brightness is less, however, an artificial lighting system should be used to maintain the desired illumination.

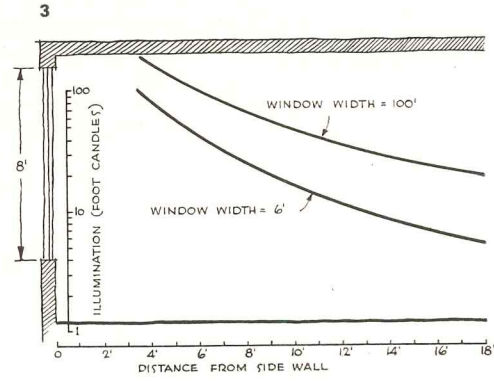
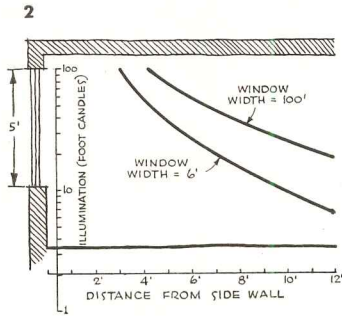
Once the problem of daylighting has been reduced to that of calculating the light distribution from a source of uniform brightness, light distribution from different window arrangements can be obtained by the use of mathematical formulas. Following this procedure, the direct component light distribution from side-wall and clerestory arrangements was calculated, and the results were compiled to yield the recommended design principles for clerestory windows which are described below.

The Clerestory Arrangement

A clerestory arrangement usually consists of a side-wall window and a clerestory window mounted overhead (Fig. 1). The problem is then to find the proper relationship between the side-wall and clerestory window, and to determine the clerestory setback, the height of the clerestory window, the room depth, the window positions, etc., in order to obtain the desired illumination level and nearly uniform light distribution. Once these are obtained,



Clerestory, side-wall window arrangement



2, 3. Daylight from side-wall windows is maximum near the window sill and decreases as the distance increases. Amount and distribution of light varies with window height, width as shown here

it will be found that for the condition of an overcast sky, the brightness contrasts through the room for almost all daylighting designs will be less than those usually encountered in artificial lighting-system designs.

Light Distribution from Side-Wall Windows

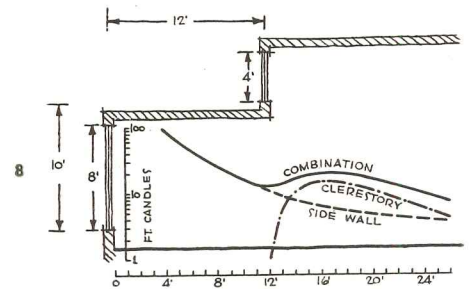
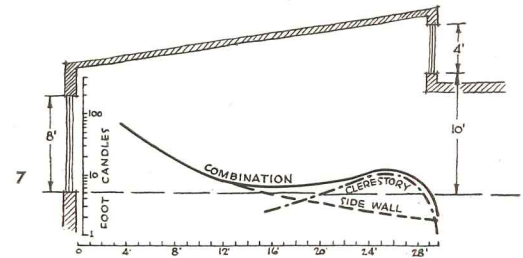
First let us consider the case of the side-wall window. The daylight distribution from such a window is at a maximum near the window sill, and drops off as the distance from the window increases (Figs. 2, 3). The amount and distribution of this daylight for any particular time varies with respect to the window height and width and the material in the window opening. The

window widths given are for small windows (where the window width is approximately equal to the height) and for wide windows (where the window width is greater than four times the height).

The type of material in the window opening has little effect on the daylight distribution for overcast sky conditions. The light-distribution curves in Figs. 2 and 3 are based on clear or diffusing flat glass or acrylic plastic in the window opening.

Light Distribution from Overhead Windows

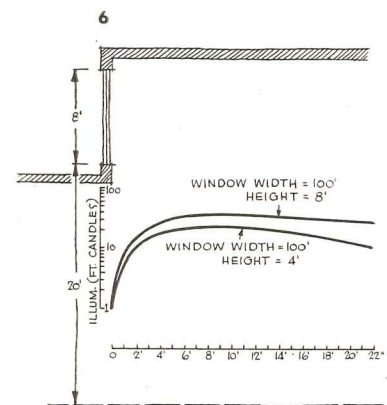
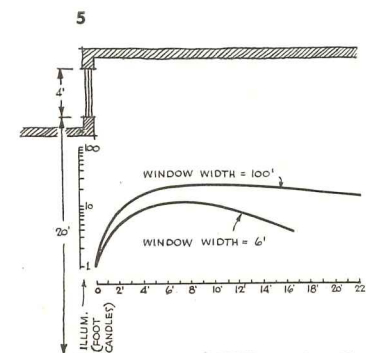
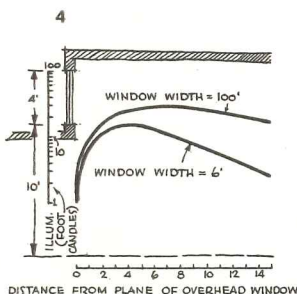
Now let us take the case of overhead or clerestory windows. By the use of the mathematical formulas by which light

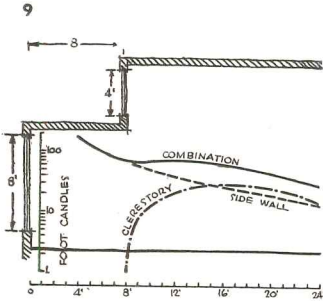


7. Improper clerestory arrangement. When clerestory faces opposite direction from side-wall window, illumination is high near wall and very low near clerestory. Fig. 8. Correct clerestory arrangement. Light from clerestory complements that from the side-wall window to get more even distribution. Window widths were taken as 6 ft. for Figs. 7, 8. Curves for wide windows are similar; see Fig. 10 on following page

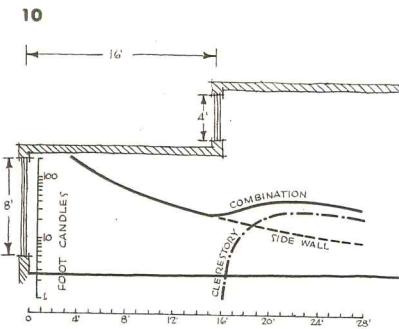
Note: curves are based on illumination at working plane; combination curves show total illumination from side-wall and clerestory windows.

4, 5, 6. Daylight directly below clerestory window is zero when window is mounted vertically. Both mounting height and window height affect the distribution of daylight

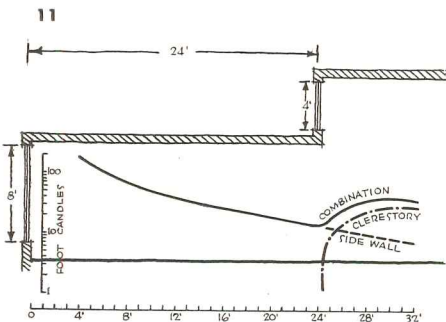




9. When clerestory setback equals the side-wall window height, illumination is high near wall and clerestory, but distance to the opposite wall is limited — illumination at 28 ft. is about 15 ft.-c



10. When setback is twice side-wall window height, illumination is well distributed and wall-to-wall distance can be greater than in Fig. 9. Illumination at 28 ft. is about 35 ft.-c



11. When setback is too great, illumination is not well distributed. At lowest point illumination is about 15 ft.-c

distribution from side-wall windows was calculated, the illumination from overhead windows can be similarly obtained. The results of these calculations for different arrangements of overhead windows are shown in Figs. 4, 5 and 6.

From these diagrams it will be noted that the illumination directly below the overhead windows is zero when the window is mounted on a vertical plane, and that it increases to a maximum value before tapering off. The position of the maximum varies with the mounting height of the window sill above the working plane (Figs. 4 and 5). Increasing the height of the window itself (distance from sill to top of window) also has some effect on the distribution of illumination (Fig. 6).

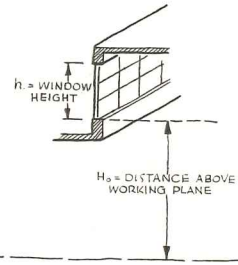
Combination of Side-Wall and Overhead Window Arrangements

The illumination obtained from the combination of a side-wall window and an overhead or clerestory window can be calculated by adding the values of illumination for each window. Following this procedure, let us consider what is the most desirable plane for mounting the two windows. The combination of a side-wall window on one side of a room with the clerestory window mounted on the opposite wall results in an illumination which is at a minimum at the rear of the room and which is non-uniform throughout (Fig. 7). Now by mounting the clerestory window on the opposite wall, but set back from it, a more uniform light distribution can be obtained (Fig. 8).

It will be noted from Fig. 8 that the illumination from the clerestory window complements the illumination from the side-wall window so that a more uniform illumination is obtained. For our first rule, therefore, we can say that for typical clerestory and side-wall window arrangements, the clerestory window should be mounted on the same side as the side-wall window.

Setback of Clerestory from Side Wall

The next step in clerestory window design is to determine the required



Mounting height of the clerestory window affects light distribution, while height of the window, for a specific mounting height above the working plane, has greater effect on the amount of daylight

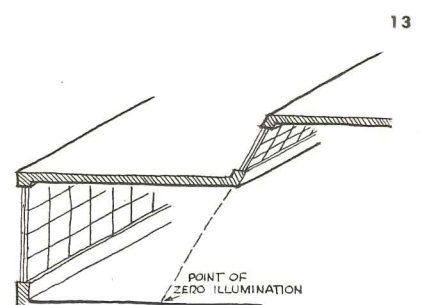
setback between the window wall and the plane of the clerestory. The spacing between the planes of the clerestory and side-wall window wall are related to the window heights and widths. Figs. 8, 9, 10 and 11 show the effects of different clerestory setbacks and window widths.

From these diagrams it will be noted that there is an optimum relation between the side-wall window height and the setback for near-uniform illumination. For narrow windows, the recommended setbacks are of the order of one and one-half times the side-wall window height (Fig. 8). For wide windows these setbacks should be about twice the window height (Fig. 10).

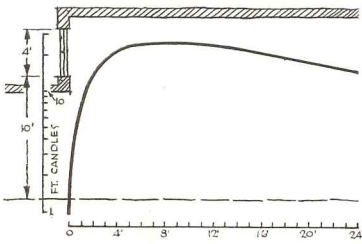
Distance to Back Wall

Another factor in the design of clerestory windows is the effective room

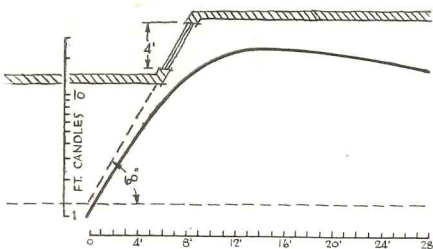
Light from sloping clerestory window is zero at the point of intersection of the window plane and the working plane



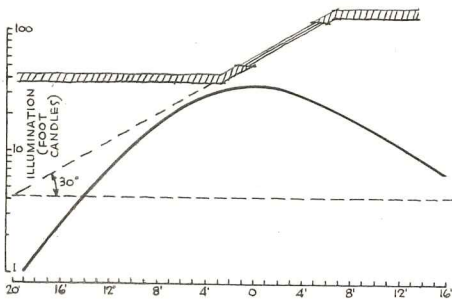
14



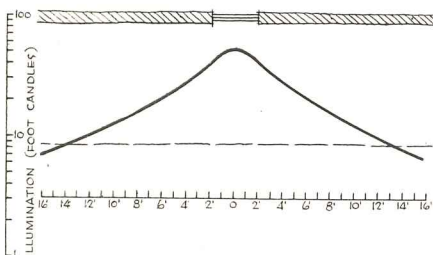
15



16



17



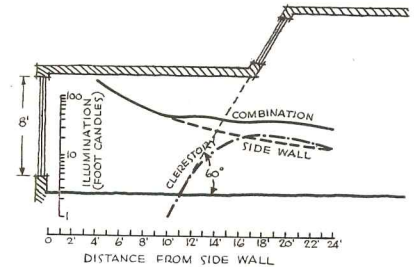
Figs. 14, 15, 16, 17 show how changing the slope of the clerestory affects the light distribution from the clerestory window. For obtaining the best light distribution from side-wall and clerestory windows combined, a clerestory slope of 30° from the vertical is best. When the clerestory window is vertical, the combined illumination curve has a dip in it (see Fig. 10) because the maximum point of the clerestory curve is almost directly above the minimum point. When the maximum point shifts to the right (which happens with a 30° slope) the combination curve becomes flatter (see Fig. 18)

width measured from the plane of the overhead window to the opposite wall. From inspection of the light-distribution curves from overhead windows (Figs. 4, 5 and 6) it will be noted that this effective width (flatter curves give better light distribution) depends upon the clerestory window mounting height. For typical clerestory arrangements utilizing narrow windows, recommended depth from the plane of a clerestory window to the opposite wall should be approximately equal to the mounting height of the clerestory window above the working plane. For wide clerestory windows, the room depth from the plane of the clerestory window should be approximately one and one-half times the clerestory mounting height. When the area near the back wall is not to be used for critical seeing, these values can be exceeded.

Height of Overhead Window

It will be noted that the mounting height of the clerestory window has a pronounced effect on the light distribution (Figs. 4 and 5), while the height of the clerestory window for a given mounting height above the working plane has a greater effect on the amount of light (Fig. 6). In order to obtain a uniform and adequate level of light, the height of the clerestory window should be approximately equal to one-half the side-wall window height, where the sill height of the clerestory window above the working plane is no greater than one and one-half times the side-wall window height. Where the sill height of the clerestory window is of the order of three times the side-wall window height, the clerestory window should be equal in height to the side-wall window.

18



Best slope for a clerestory window is 30° degrees, giving even light distribution

Sloping Overhead Windows

Changing the slope of the clerestory window also affects the light distribution. In the case of sloping overhead windows, the point of zero illumination is located at the point of intersection of the working plane and the plane of the sloping window (Fig. 13). Changing the slope of the window changes the point of zero illumination as well as the light distribution. Distribution from clerestory windows arranged at slopes of 0° , 30° , 60° and 90° are shown in Figs. 14-17.

The combination of sloping clerestory windows with vertical side-wall windows permits greater variation in room sizes. By the use of a sloping clerestory window arrangement at an angle of 30° from the vertical, the distance from the side-wall window to the clerestory window can be increased to twice the side-wall window height when narrow windows are used, and two and one-half times the side-wall window height when wide windows are used (Fig. 18).

Conclusions

The design principles for clerestory lighting described above illustrate how a rigid theoretical approach can be applied to yield simple and useful rules of thumb for daylighting designs. These principles can be applied in the design of clerestory windows for all types of buildings. Engineered daylighting designs make it both practical and economical to achieve buildings well lighted throughout most of the daylight hours.

HEATING SYSTEMS FOR HOUSES

Forced Hot Water Systems: 1—One-Pipe; Types, Equipment

By William J. McGuinness, Professor of Architectural Engineering, Pratt Institute

Selection of a Type of System

Most residences can be served satisfactorily and most economically by a one-pipe forced circulation system with a single loop main. Larger residences call for the use of a multi-circuit one-pipe system consisting of a main without any radiator branches supplying a section of the house and returning through a single return line and circulating pump to the boiler. The addition of extra flow control valves and pumps can easily turn this into a zoned system good enough for the largest house or for a small apartment building or similar structure. In very large installations or those calling for the greatest efficiency the two-pipe, reversed-return, forced-circulation system is certainly the most efficient, because the return water is handled very positively by a separate return main and is not able to cool the water flowing to other radiators in the circuit.

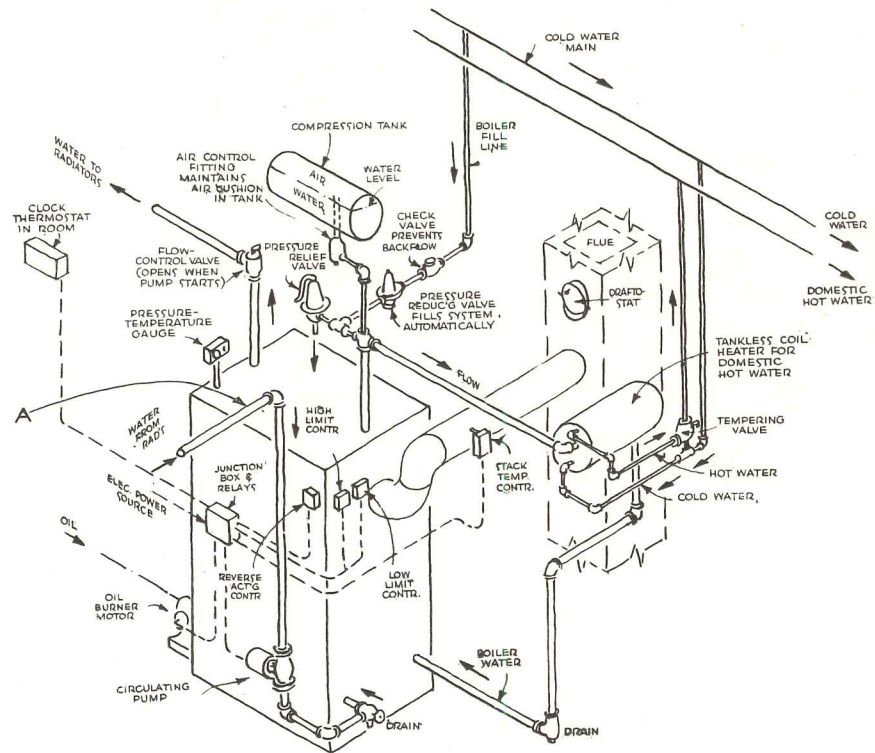
Characteristics of Hot Water Heating

Forced systems in which the boiler water is kept hot by water temperature controls are very fast in response to calls for heat. They are much faster than one-pipe steam systems. When the thermostat is satisfied, the circulating pump stops, but the heat emission of the radiators continues at a slowly diminishing rate which is much better than the speedy stopping of a steam system in which all the steam in a radiator has condensed and drawn air into the radiator. The possibility of circulating water at temperatures less than the actual design temperature makes hot water an ideal medium for moderate weather.*

Economy of Installation and Operation

The cost of a pump, flow control valves, special return fittings and

* A properly designed hot water system is quieter in operation than the best one-pipe steam system. It is free from the frequent complaint that one-pipe steam systems push into the room odor-laden air from the radiators whenever steam comes up.



TYPICAL OIL-FIRED BOILER AND EQUIPMENT

For one- or two-pipe forced hot water systems

Note direct main connections (A, no swing joints); expansion not sufficient to cause trouble. Circulating pump is in return line, in either vertical or horizontal run according to pump requirements

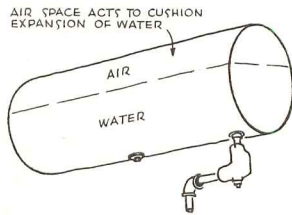
Operation

1. When room thermostat calls for heat, oil burner and pump turn on simultaneously
2. If water drops below limiting temperature (160°), reverse-acting control turns off pump until oil burner has raised water temperature
3. Low-limit control turns on oil burner whenever water falls below 160°
4. High-limit control turns off oil burner when water temperature exceeds a high limit (often 200°), thus stabilizing water temperature during capacity operation
5. When room thermostat is satisfied, pump and oil burner turn off
6. Stack temperature control, an emergency control, shuts down burner if it does not ignite promptly
7. Pressure relief valve, an emergency control, opens to relieve any pressure in excess of a set value (often 30 lb. per sq. in.). This valve should be set above boiler, otherwise if it failed it would drain boiler, subjecting boiler to cracking

larger radiator often make the installation of a hot water system more costly than a steam one-pipe system. Because of the heat-retaining qualities of the circulated water it is usually cheaper to operate a hot water system than it is to operate a one-pipe steam system.

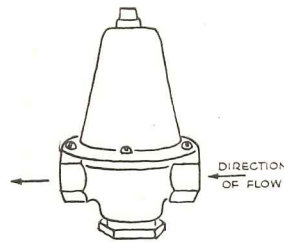
Fittings, Pipe and Covering

Copper tubing is very popular and adaptable to hot water systems and in a great many instances is replacing steel. In these cases bronze and copper solder fittings are often used. It is usual to cover all steel pipe for the conservation of the heat, but



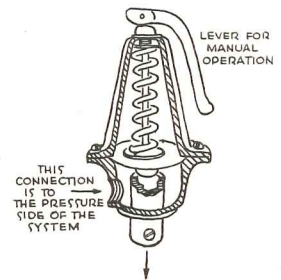
COMPRESSION TANK WITH AIR CONTROL FITTING SELECT TANK SIZE TO FIT SYSTEM

Capacity in sq. ft. of radiation	Tank capacity gallons	Tank dimensions
to 300 sq. ft.	15	12" x 30"
300 to 500 sq. ft.	18	12" x 36"
500 to 700 sq. ft.	20	12" x 42"
700 to 1000 sq. ft.	24	12" x 48"



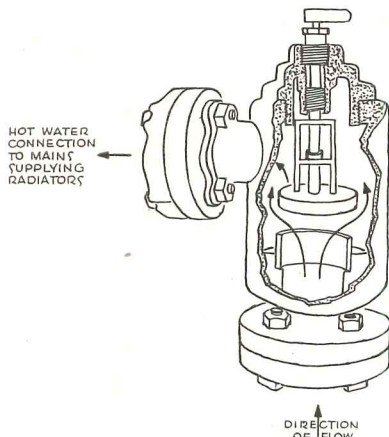
PRESSURE REDUCING VALVE

Fill line to boiler; adds water when pressure drops below 12 lb. per sq. in. Other side connected to city water pressure (40 to 50 lb. per sq. in.; too high for system) Full system is needed; it's easy to forget to add water to boiler. This valve adds it automatically



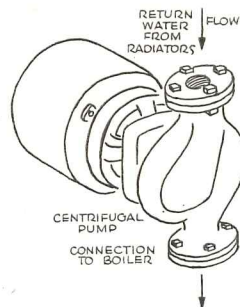
PRESSURE RELIEF VALVE

Spring-loaded diaphragm raises when system pressure exceeds 30 lb. per sq. in., permitting water flow through center tube
Drip. Valve seldom opens under proper operation, however, drip can empty into dry well or sink, not sewer
In systems where compression tank replaces high-gravity tank, pressure-relief valve is needed because system is otherwise closed. If air cushion in compression tank is too small (through improper operation), this valve operates to relieve system and prevent bursting of parts



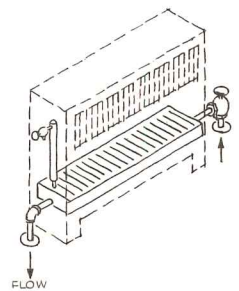
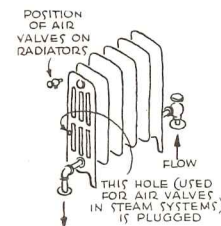
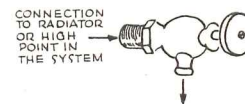
FLOW CONTROL VALVE

When circulating pump starts, water flow raises the valve seat. When the pump is not operating, it closes against circulation. This is important in summer when hot water must be retained in boiler (for domestic hot water) but must not flow through radiators



CIRCULATING PUMP

Electric motor turns on, forcing water through system, when heat is called for and if water is hot enough (160°). Select pump as directed in TSS page on "Design"



AIR VENT

When opened, pressure forces out air in the high place. When water starts to flow this valve must be closed. Automatic vents are available at slightly higher cost. Note (lower drawing): air vent must be extended high above cast iron or copper convectors to keep air out of the water passages

copper pipe is usually left exposed because it loses heat by radiation at a rate very much slower than steel.

Maintenance

The elimination of air is one of the most important things in the good operation of a hot water job. If the elimination is manually accomplished at the radiators it should be done

several times during the heating season. The water level in the compression tank should be adjusted at the same time if this function is not automatic. It is important to provide proper lubrication for the pump. All equipment such as flow control valves, pressure relief valves etc. should be checked for proper adjustment.

The author and editors wish to acknowledge with thanks the assistance of several manufacturers of heating equipment, and of the Institute of Boiler and Radiator Manufacturers. For heating problems beyond the scope of these Time-Saver Standards, the reader is referred to the Institute of Boiler and Radiator Manufacturers, 60 E. 42 St., New York 17, N. Y.

(Continued on page 148)

HEATING SYSTEMS FOR HOUSES

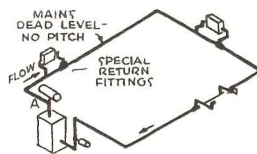
(Continued from page 147)

Forced Hot Water Systems: 2—Design of One-Pipe Systems

By William J. McGuinness

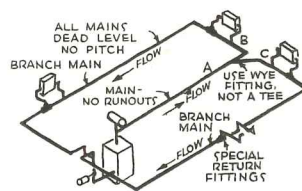
ONE-PIPE SYSTEMS

Radiators receive water from main and discharge back into same main



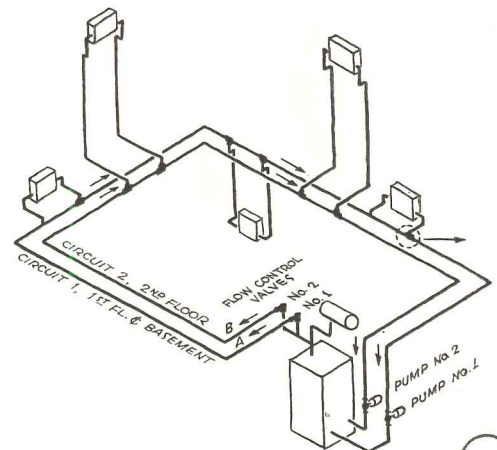
ONE-CIRCUIT ONE-PIPE SYSTEM

Approx. 7 radiators or 40000 Btu maximum



MULTI-CIRCUIT ONE-PIPE SYSTEM

Main A is sized to serve entire system; mains B and C are sized to serve respective circuits; same size held through to boiler. This system, with additional circuits, can serve the largest residence



ZONED ONE-PIPE FORCED HOT WATER SYSTEM

Zoning

An advantage of forced-circulation hot water heating is adaptability to zoning. When Zone 1 calls for heat, pump No. 1 starts; flow control valve No. 1 opens, permitting flow in circuit 1. Flow control valve No. 2 remains shut preventing circulation in circuit 2. If instead, Zone 2 called for heat, pump and valve No. 2 would operate with flow in circuit 2 and not in circuit 1. Simultaneous action is possible. Separate thermostats operate pumps 1 & 2. Joint use is made of one boiler whose water is kept hot by water temperature controls

Basement and Second Floor Heating

Aside from zoning, sketch also illustrates several uses of special return tees

1. For 1st floor radiators, use of one special return fitting is common & riser size is found in Table 3, Section E. Two fittings are possible, in which case riser size is found in Table 3, Section A, and is smaller for same capacity

2. For 2nd & 3rd floor radiators, use of two special return fittings is common & riser is found in Table 3, Sections B & C. If one fitting is used, larger riser is chosen from Table 3, Sections F & G

3. For downfeed risers to basement, use of two special return fittings is necessary; size of riser is shown in Table 3, Section D

1. Average Water Temperature and Temperature Drop

In the following typical example, an average water temperature of 197 F will be assumed and the temperature drop in the system will be taken as 20 F. Water will leave the boiler at 207 F and return at 187 F.

2. Water Flow Required to Make up Hourly Heat Loss in the System

The total heat loss is 35,000 Btu per hour. Dividing this by 9600 (see TSS on design of a two-pipe system) the answer is 3.63 gal. per minute.

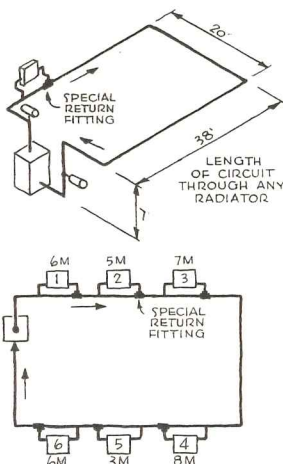
3. Length and Equivalent Total Length of System

The length of the circuit through any radiator is:

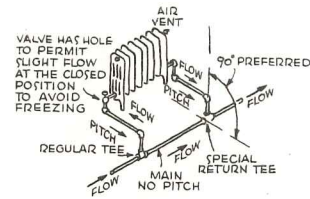
Length	38
Width	20
Height	7
Runouts (rad.)	8

138 ft.

To arrive at the total equivalent length of system including the resistance of fittings, multiply by 1.5 (add 50 per cent). Total equivalent length is 207 ft.



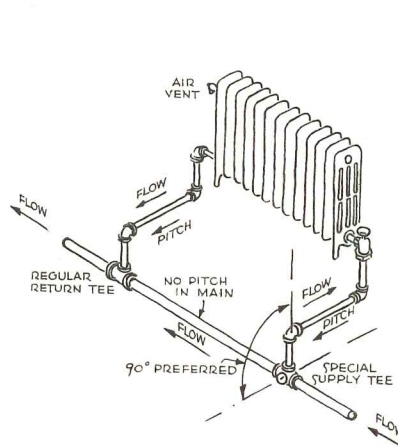
HEATING SYSTEMS FOR HOUSES



SPECIAL RETURN TEE

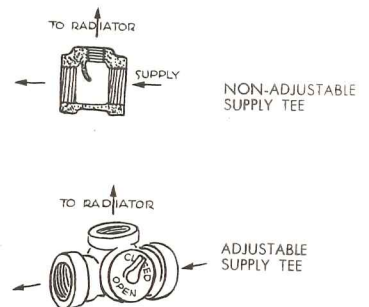
For one-pipe systems only; insert constricts flow, diverts some supply water into supply tee. Venturi action at R pulls water out of radiator. Note that colder water flows at bottom of main; hence radiator branches should be 90° to horizontal

Courtesy Bell & Gossett Co.



SPECIAL SUPPLY TEES can be used instead of special return tees

Courtesy H. A. Thrush & Co.



4. Select a Pump

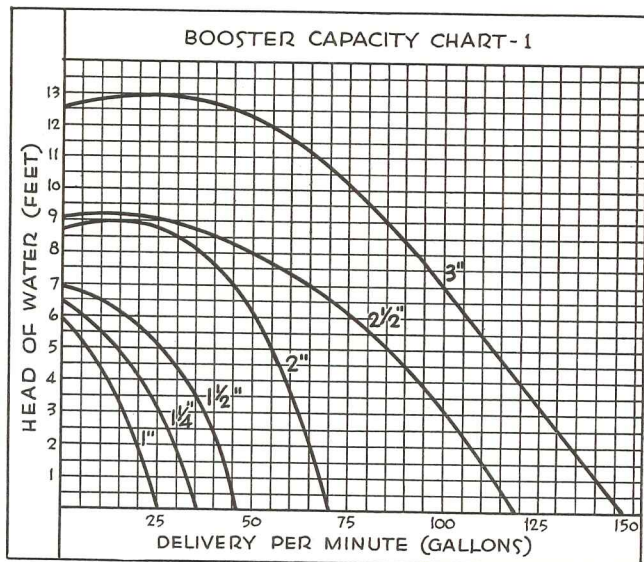
Referring to Chart 1, it is found that the selection of a 1 1/4-in. pump will result in the need to maintain in the system frictional resistance the equivalent of 6.2 ft. of head.

5. Pressure Drop in the System

Section A of Table 1 indicates that for 6 ft. of head (the closest to our requirement) and a length of 200 ft. the friction loss will be 350 millinches per foot in the system.

6. Selecting Size of Main

In the 350-millinch column, Table 1, Section B, it will be found that a 1-in. main will carry 59,000 Btu per hour which is adequate. Our loss is 35,000 Btu. It is to be noted that 1 in. is a minimum for mains in one-pipe systems. In one-pipe systems the main size, selected on the basis of the total capacity, is carried at this size through the system and back to the boiler.



7. Sizing Runouts and Risers

Risers in one-pipe systems must be a little larger than for two-pipe systems. Table 2 lists the sizes needed for various capacities.

The largest radiator in the system carries 8000 Btu per hour and will

(Continued on page 153)

PRODUCTS for Better Building

CIRCULAR ALUMINUM ROOF

A "self-supporting" aluminum roof reported to have the same strength as a similar steel structure is constructed of extruded aluminum tubes and aluminum sheet.

The tubes, $2\frac{1}{2}$ by $2\frac{1}{2}$ in. outside and $2\frac{1}{8}$ by $2\frac{1}{8}$ in. inside, are curved to a radius of 100 ft. and form transverse ribs at intervals of 5 ft.

Aluminum sheet is riveted to the structure, and the joints may be welded if necessary to render the whole airtight. Since under symmetrical loading they support themselves by tensile and compressive stresses, aluminum roofs of this type are said to be capable of a span between 500 and 600 ft.

An experimental model 83 ft. in diameter with a 9-ft. rise was built at ground level and tested to a super load of 27 lbs. per sq. ft. by covering the dome with bricks and taking vertical deflection readings at nine points of the framework.

Intended primarily for oil or chemical storage tanks, the roof can be rapidly constructed. Six men can erect the framework and weld all shoes to the

outer support ring in one day, according to the manufacturer. Aluminum Construction Co., Norfolk House, Strand, London, England.

AIR CONDITIONING CONTROL

Designed to simplify and standardize controls on heating, cooling and ventilating systems is the *Magic Dial* master control system now being made for installation by air conditioning contractors.

One compact rotary switch in a master control cabinet controls the system without relays or additional manual switches. The switch is operated simply by turning to one of four positions—"Off," "Fan Only," "Cooling" and "Heating."

Standardized instruments and a new numbered wire system simplify installation. The master cabinet has terminal blocks numbered to correspond with the numbers on each of the other 13 instruments in the system, and every inch of each wire is imprinted with the same number as the terminals to be connected by the wire.

The Magic Dial system is designed for use in both commercial and residential buildings. Midwest Automatic Control Co., 510 Third St., Des Moines, Ia.

SPIRAL SASH BALANCE

A spiral sash balance designed to permit tension adjustment at any time without removing the attaching bracket can be installed while the sash is in or out of frame.


Described as quiet in operation and easy to install, the *Spirex* has a patented flat steel spring which requires only three or four turns to tension it for a 24 by 24-in. sash.

Spirex balances are made to fit any standard size groove, either round or square. They are guaranteed for the life of the building. Tubes are finished by the electro-galvanized method, and coils are separated from each other and specially coated to eliminate friction and reduce noise to a minimum. Rods are cadmium plated. Caldwell Mfg. Co., 56 Industrial St., Rochester 4, N. Y.

SHALLOW WELL PUMP

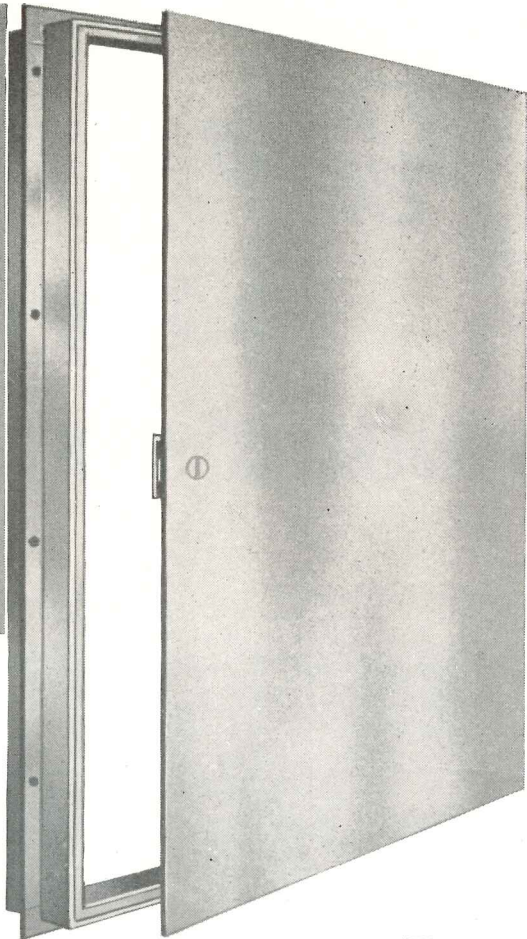
Increased capacity and assurance of great reserve for peak loads and emergencies are assets claimed for the new *Varijet Bullet* shallow well centrifugal ejector pump.

A diaphragm-operated needle valve
(Continued on page 178)




Left, above: rib structure of experimental aluminum roof in position at ground level. After tests for deflection readings were made (directly below) by covering the roof with bricks, dome was stripped for distortion readings (left, below)





Ready to install • No special framing • Painted with rust-inhibiting prime coat • Concealed hinges • Flush, screw-type lock • 11 sizes — from 8³/₈" x 8³/₈" to 24³/₈" x 36³/₈" • For plastered or non-plastered walls • With or without expanded metal wings


IN CINCINNATI'S TERRACE PLAZA HOTEL



low-cost

Milcor Steel Access Doors

provide instant access to all key points... yet blend invisibly into the wall when closed



Milcor Steel Access Doors are flush to the wall. Papering or painting right over them is easy. Quickly and easily installed, they tie right to the metal lath, actually save on building time.

Specify Milcor Steel Access Doors on all your jobs. Consult the Milcor Catalog in your Sweets File for details.

Tear out this coupon and mail today!

Inland Steel Products Co., 4035 W. Burnham St., Milwaukee 1, Wis. Send me, without obligation, a Milcor Manual with full details on Milcor Steel Access Doors and other products in the complete Milcor Metal Lath line.

Name..... Title.....

Company.....

Company Address.....

City..... (.....) State.....

F-329



STEEL PRODUCTS COMPANY

Formerly Milcor Steel Company

4035 WEST BURNHAM STREET • MILWAUKEE 1, WISCONSIN
 Baltimore 24, Md. • Buffalo 11, N. Y. • Chicago 9, Ill. • Cincinnati 25, Ohio • Cleveland 14, Ohio
 Detroit 2, Mich. • Kansas City 8, Mo. • Los Angeles 23, Calif. • New York 22, N. Y.
 Rochester 9, N. Y. • St. Louis 10, Mo.

Pesco

gets 3-way economy

with FIBERGLAS* ROOF INSULATION

JOB DATA

Architect:
McGeorge, Hargett & Associates

General Contractor:
Albert M. Higley Co.


Roofing Contractor:
Industrial Roofing Co.

Roof Deck: Truscon Ferroboard
welded to bar joint.

Slope: Monitor-type roof.

Roof Insulation: Fiberglas Roof Insulation. 173,900 sq. ft. of 13/16" material on factory. 28,100 sq. ft. of 1" material on office. 4,000 sq. ft. of 1" material on boiler house.

Roofing: 4-ply composition tar and slag.



For the Bedford, Ohio, plant of Pesco Products Division of Borg-Warner, Fiberglas Roof Insulation was specified to get 3-way economy—of installation, of performance, of maintenance.

Competitively priced with organic materials, the installed cost of Fiberglas Roof Insulation is easy on the budget. Because of its superior insulating efficiency, it produces increased savings in heating and air conditioning costs.

Roof maintenance costs can be cut, too, because Fiberglas Roof Insulation, with its fibers of ageless glass, will not rot, warp or buckle. It contributes to longer roof life.

For this 3-way kind of economy in roofs you design, specify Fiberglas Roof Insulation. Applied by leading roofing contractors everywhere. Write for manual B4.1.1. Owens-Corning Fiberglas Corporation, Dept. 831, Toledo 1, Ohio.

PRODUCT DATA

Thermal Efficiency: Conductance is .33 for 13/16" material, .28 for 1" material at 75° F. mean temperature.

Immunity to Moisture: Efficiency unimpaired after laboratory equivalent of 75 years of weathering.

Dimensional Stability: Basically composed of glass fibers. Will not warp, swell, shrink or buckle.

Light Weight: Weighs only 1.15 lb./sq. ft. in 13/16" thickness, 1.31 lb./sq. ft. in 1" thickness.

*FIBERGLAS is the trademark (Reg. U. S. Pat. Off.) of Owens-Corning Fiberglas Corporation for products made of or with glass fibers.

OWENS-CORNING
FIBERGLAS
U.S. REG. U.S. PAT. OFF.

**BUILDING
MATERIALS**

BUILDING INSULATION • ACOUSTICAL TILE AND BOARD • ROOF INSULATION • MEMBRANE FABRIC • ALSO BASIC MATERIALS FOR SIDING, ETC.

HEATING SYSTEMS FOR HOUSES

(Continued from page 149)

Forced Hot Water Systems: 4—One-Pipe Design Tables Continued

By William J. McGuinness

require 1/2-in. supply and return. Because this is a minimum it will be used for all the radiators. In larger systems there would be a noticeable difference between the risers in one- and two-pipe systems.

8. Selection of Radiators

An average temperature of 197 F

will result in emission of 200 Btu per square foot of cast iron radiation or cast iron convectors. Dividing the hourly heat loss in each room by 200, the number of square feet of radiation can be determined. Radiator No. 1 will have to provide 30 sq. ft. In the entire system there will be 175 sq. ft.

9. Selection of Boiler

For 175 ft. of connected radiation it is possible to select a hot water boiler, specifying the type of firing. Allowances for pipe loss, pickup and normal domestic hot water requirements are usually included by the manufacturer in his ratings.

(Continued on page 155)

TABLE 1—PIPE SIZING TABLE FOR MAINS
1 PIPE FORCED CIRCULATION HOT WATER SYSTEMS WITH SPECIAL RETURN FITTINGS

SECTION A

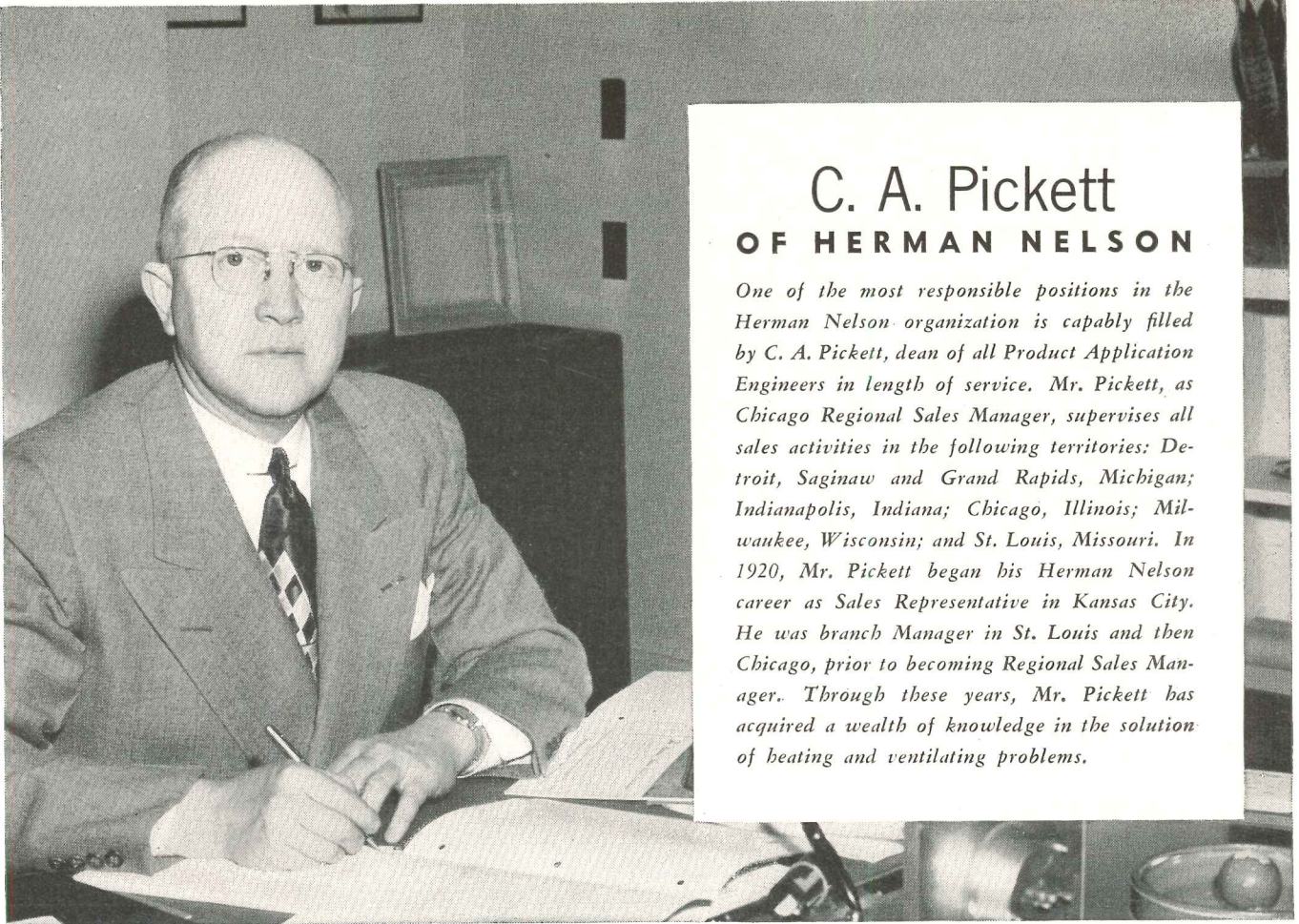
BOOSTER HEAD PRESSURES	TOTAL EQUIVALENT LENGTH OF PIPE IN FEET									
	40	48	60	68	80	96	120	160	240	300
2'	40	48	60	68	80	96	120	160	240	300
2 1/2'	50	60	75	86	100	120	150	200	300	360
3'	60	72	90	103	120	144	180	240	360	420
3 1/2'	70	84	105	120	140	168	210	280	420	480
4'	80	96	120	137	160	192	240	320	480	540
4 1/2'	90	108	135	154	180	216	270	360	540	600
5'	100	120	150	171	200	240	300	400	600	660
5 1/2'	110	132	165	188	220	264	330	440	660	720
6'	120	144	180	206	240	288	360	480	720	780
6 1/2'	130	156	195	223	260	312	390	520	780	840
7'	140	168	210	240	280	336	420	560	840	900
7 1/2'	150	180	225	257	300	360	450	600	900	960
8'	160	192	240	274	320	384	480	640	960	1020
8 1/2'	170	204	255	291	340	408	510	680	1020	1080
9'	180	216	270	308	360	432	540	710	1080	1140
9 1/2'	190	228	285	325	380	456	570	760	1140	1200
10'	200	240	300	342	400	480	600	800	1200	1260
10 1/2'	210	252	315	360	420	504	630	840	1260	1320
11'	220	264	330	377	440	528	660	880	1320	1380
11 1/2'	230	276	345	394	460	552	690	920	1380	1440
12'	240	288	360	411	480	576	720	960	1440	

SECTION B (Based on 20° Temperature Drop)

PIPE SIZE	MAIN CAPACITIES (In Thousands of BTU)									
	MILINCHES									
	600	500	400	350	300	250	200	150	100	
1"	80	71	64	59	53	48	42	37	31	
1 1/4"	170	160	140	130	118	102	90	78	63	
1 1/2"	260	240	210	185	175	156	140	121	94	
2"	500	450	410	360	322	294	261	227	182	
2 1/2"	810	750	670	610	551	523	460	385	310	
3"	1600	1400	1300	1150	1000	900	800	680	550	
*3 1/2"	2300	2100	1850	1650	1500	1350	1190	1020	825	
*4"	3200	2900	2600	2300	2100	1950	1700	1350	1140	

* Trunk main capacities only. Fittings are not made larger than 3".

NOTE—The figures shown in these tables apply to both steel pipe and Type L copper tubing, as capacity differences are not sufficient to cause design errors.



C. A. Pickett

OF HERMAN NELSON

One of the most responsible positions in the Herman Nelson organization is capably filled by C. A. Pickett, dean of all Product Application Engineers in length of service. Mr. Pickett, as Chicago Regional Sales Manager, supervises all sales activities in the following territories: Detroit, Saginaw and Grand Rapids, Michigan; Indianapolis, Indiana; Chicago, Illinois; Milwaukee, Wisconsin; and St. Louis, Missouri. In 1920, Mr. Pickett began his Herman Nelson career as Sales Representative in Kansas City. He was branch Manager in St. Louis and then Chicago, prior to becoming Regional Sales Manager. Through these years, Mr. Pickett has acquired a wealth of knowledge in the solution of heating and ventilating problems.

CONSCIENTIOUS, experienced men like C. A. Pickett of Chicago are found throughout Herman Nelson's nation-wide organization. These men are familiar with all types of heating and ventilating problems involving industrial, commercial and institutional buildings.

In larger cities all over America, Herman Nelson Branch Managers and Product Application Engineers work closely with Architects, Engineers and Contractors in the application and installation of Herman Nelson Products. These key men are either graduate engineers or possess years of engineering experience.

In order to further improve the company's service to you, Herman Nelson has also developed an experienced Distributor and Stocking Jobber organization. These firms — numbering over 200 — have been carefully selected to render prompt, efficient service. Members of their organizations are thoroughly trained in the application of Herman Nelson Products and are anxious to serve you.

Backed by the undisputed quality of Herman Nelson Products and 43 years' experience confined exclusively to the manufacture of heating and ventilating equipment . . . this organization is your assurance of prompt, personal attention, sound judgment and honest recommendations.



THE HERMAN NELSON CORPORATION

Since 1906 Manufacturers of Quality Heating and Ventilating Products

MOLINE, ILLINOIS

HEATING SYSTEMS FOR HOUSES

(Continued from page 153)

Forced Hot Water Systems: 3—One-Pipe Design Tables

By William J. McGuinness

TABLE 2 — PIPE SIZING TABLE FOR RISERS
1 PIPE FORCED CIRCULATION HOT WATER SYSTEMS WITH SPECIAL RETURN FITTINGS

(Based on 20° Temperature Drop)

CAPACITY OF RISERS WITH TWO FITTINGS (In Thousands of BTU)

PIPE SIZE	MILINCHES									
	600	500	400	350	300	250	200	150	100	
Upfeed Risers—First Floor (See Note 1)										
A	1/2"	23	22	19	18	17	16	14	12	10
	3/4"	43	41	37	33	30	28	26	22	20
	1"	80	73	64	60	55	50	45	39	32
	1 1/4"	180	140	120	110	100	93	80	74	62
Upfeed Risers—Second Floor (See Note 2)										
B	1/2"	16	15	14	13	11	10	10	8	7
	3/4"	31	28	25	24	22	21	18	15	13
	1"	58	52	45	43	37	33	32	28	25
	1 1/4"	122	108	92	90	79	72	68	59	50
Upfeed Risers—Third Floor (See Note 2)										
C	1/2"	14	12	11	10	9	8	8	7	6
	3/4"	26	24	23	21	19	18	16	14	12
	1"	47	43	38	36	34	31	29	28	25
	1 1/4"	99	91	81	77	70	66	59	56	46
Downfeed Risers (See Note 3)										
D	1/2"	16	15	14	12	11	9	8		
	3/4"	33	30	26	24	20	18	14		
	1"	58	52	43	41	34	29	25		
	1 1/4"	117	106	86	83	69	59	49		

FOR LESS THAN 200 MILINCH RESISTANCE. BASE CALCULATIONS ON PUMP WITH HIGHER HEAD PRESSURE.

NOTE — The figures shown in these tables apply to both steel pipe and Type L copper tubing, as capacity differences are not sufficient to cause design errors.

CAPACITY OF RISERS WITH ONE FITTING (In Thousands of BTU)

PIPE SIZE	MILINCHES									
	600	500	400	350	300	250	200	150	100	
Upfeed Risers—First Floor										
E	1/2"	16.5	15	13	12	11	10.6	10	9.2	8
	3/4"	29	27	25	24	21	19	18	17	15
	1"	50	48	44	41	37	35	33	31	28
	1 1/4"	95	88	78	76	69	62	55.6	48	40
Upfeed Risers—Second Floor										
F	1/2"	11	10	9	8	7	7	6	6	4
	3/4"	20	19	17	16	14	13	12	11	11
	1"	34	32	29	28	25	24	22	21	18
	1 1/4"	70	68	59	57	51	49	45	43	36
Upfeed Risers—Third Floor										
G	1/2"	9	8	7	7	6	6	6	5	4
	3/4"	18	16	14	14	12	12	11	10	9
	1"	31	29	28	27	24	22	21	20	18
	1 1/4"	63	60	56	52	48	45	43	41	36

READ THESE NOTES CAREFULLY BEFORE SIZING RISERS

NOTE 1. 1st FLOOR UPFEED RISERS—Capacities shown in the table are based upon horizontal branches not more than 3 feet long, with stubs 18" long, or a total of 9 feet of pipe, 6 elbows, one valve and one union ell, and one C.I. radiator are added for the equivalent length.
For each additional 10 equivalent feet of pipe, move 2 milinch columns to the right.

NOTE 2. 2nd and 3rd FLOOR UPFEED RISERS—Capacities shown are based upon horizontal branches not more than 3 feet long, with risers 10 feet high and 20 feet high respectively, 8 elbows, one valve and one union ell, and C.I. radiator are added for the equivalent length.

For each additional 10 equivalent feet of pipe, move 2 milinch columns to the right.

NOTE 3. DOWNFEED RISERS—Capacities shown are based on a drop of seven feet to the center of the radiator, with not over 3 feet total in horizontal branches, 6 elbows, one valve and one union ell and one C.I. radiator. For every additional 2 feet of vertical drop, move one column to the right in milinch table.

On downfeed jobs the main MUST be pitched up and a vent installed on end of main.

MANUFACTURERS' LITERATURE

Concrete Joists

Lith-I-Bar Lightweight Reinforced Concrete Joists. Shows typical applications and method of construction using concrete joists made with electrically welded reinforcing and lightweight aggregates. Advantages are discussed. The technical section takes up "Concrete Slabs and Precast Joists Act as Monolithic T-Beams," and includes a table of safe loads for different joist sizes as well as specifications. 24 pp., illus. Lith-I-Bar Co., Holland, Mich.*

Decorative Metal

Gold Leaf in Architecture. Describes and illustrates practical applications of gold and other metallic leaf. Gives comprehensive descriptions, specifications, coverage data and suggested uses for gold, silver, aluminum and palladium leaf. Preparation, maintenance and application information is also included. 4 pp., illus. Hastings & Co., Inc., Hastings Bldg., 2314 Market St., Philadelphia 3, Pa.*

Acoustical Products

Fiberglas Acoustical Materials. Covers the forms, properties and methods of installing Fiberglas acoustical materials, including plain and perforated tile and board. Describes use of Fiberglas thermal insulations for acoustical purposes. 8 pp., illus. Owens-Corning Fiberglas Corp., Toledo 1, Ohio.*

Bathroom Equipment

Catalog G. Illustrates new line of vitreous china lavatories and closet combinations, undersink cabinets, the *Vanette*, as well as the porcelain enameled ware and brass supply fittings. The catalog is intended to serve as a reference guide in writing specifications. A roughing-in and dimensional data section is included. 94 pp., illus. Briggs Mfg. Co., 3001 Miller Ave., Detroit 11, Mich.

Furniture

Sterling Contemporary. Shows complete line of *Formica* realwood topped, modern occasional tables. Besides the

cigarette- and liquor-proof top, these tables have many other functional features, described in this bulletin. 6 pp., illus. Sterling Furniture, Inc., 1611 W. Cortland St., Chicago 22, Ill.

Hot Water Heating

Catalog CC-549. Describes and illustrates the various components that make up the Thrush Flow Control System of forced circulation, hot water heat. Contains capacity tables, performance charts, size and weight tables. 8 pp., illus. H. A. Thrush & Co., Peru, Ind.*

Electrical Wiring

Neasbestos Wire for Hot Spots (Catalog No. 509). Revised edition of a catalog on wires and cables which have asbestos or asbestos and varnished-cambric insulation, suitable for electrical installations where extreme heat, corrosive fumes and fire hazards are present. Tables list sizes and other wire properties. 36 pp., illus. National Electric Products Corp., Chamber of Commerce Building, Pittsburgh 19, Pa.*

Triangle Conduit, Building Wire, Cable (Condensed Catalog No. 49). Presents basic data on major items in line of wire, cable and steel conduit raceways. Describes different types of insulations available. Tables list sizes and weights. 12 pp., illus. Triangle Conduit & Cable Co., Inc., 1923 Jersey Ave., New Brunswick, N. J.

Wall Coverings

The Magic of Scenic Wallpapers. Illustrates and describes 11 scenic patterns including hunt scenes, landscapes, historical scenes and Chinese motifs. In addition there are three patterns shown especially adapted to bath and powder room decoration, as well as a pattern having an accurate map of the world for use in dens and libraries. 8 pp., illus. Schmitz-Horning Co., Cleveland 3, Ohio.

Lighting

Sylvania Electric Fluorescent Fixtures. Covers complete line of fixtures and equipment including: industrial, com-

mercial and troffer fluorescent fixtures, starters, lampholders and starter sockets. Contains detailed descriptions, diagrams, charts on technical data and specifications on every fixture. A supplementary section tells "How to Plan a Fluorescent Lighting Installation." A chart provided shows the amount of illumination required for approximately 80 typical applications. 74 pp., illus. Sylvania Electric Products, Inc., 500 5th Ave., New York 18, N. Y.*

Lighting Fixture Digest. Guide to a line of fluorescent lighting fixtures including louvered shielding luminaires, emphasis lights, diffusing luminaires, and steel and aluminum troffers. The catalog is presented in chart form with descriptions, cross-sectional diagrams, catalog numbers and list prices. 8 pp., illus. Solar Light Mfg. Co., 1357 S. Jefferson St., Chicago 7, Ill.

Wood Frame Construction

Architects Aids for Better Building Specification Sheet No. 1. First of a series of specification sheets for architects, engineers and builders on the applications of *Trip-L-Grip* framing anchors for light wood frame construction. Sheet No. 1 illustrates the application of anchors in attaching joists to headers and headers to trimmers. There will be six sheets in the series, one issued each month. 1 page, illus. Timber Engineering Co., 1319 18th St., N. W., Washington, D. C.

Glass Blocks

The Mark of a Modern Building — PC Glass Blocks. Pictures many applications of glass block in industrial, commercial and public buildings. Separates glass block patterns into decorative and functional groups, discussing specific advantages of each. Contains technical data, specifications, and modular construction details for exterior and interior panels and for sash and block combinations. 40 pp., illus. Pittsburgh Corning Corp., 307 Fourth Ave., Pittsburgh 22, Pa.*

Washroom Facilities

The New Bradley Duo-Washfountain (Folder K711). Illustrates applications of *Duo-Washfountain*, designed to take the place of two "single-person" wash basins for small washrooms in factories, stores, schools, offices, etc.; one spray-head takes the place of four faucets. All

(Continued on page 194)

*Other product information in *Sweet's File, 1949.*



DOOR CLOSERS BY *LCN*

CLOSERS CONCEALED IN HEAD FRAME • COURIER-JOURNAL & LOUISVILLE TIMES BUILDING, LOUISVILLE

LCN CATALOG 11-E ON REQUEST • LCN CLOSERS, INC., 466 WEST SUPERIOR STREET, CHICAGO 10

Lockwood Greene Engineers, Inc.
Engineers and Architects

Jos. H. Kolbrook,
Associate Architect

THE RECORD REPORTS

(Continued from page 20)

ence A. Mills, professor of experimental medicine at the University of Cincinnati.

The house, deliberately lacking conventional air conditioning, furnace and insulation, will be heated through radiant channels and is being equipped by various individuals and firms.

SMALL HOMES RESEARCH

A 12 months' investigation into planning and building techniques has been undertaken by the Small Homes Council of the University of Illinois in an attempt to make possible both variety in house design and economy in construction. The research is being carried on under a grant provided the University by the newly-organized Lumber Dealers Research Council.

Although essentially a planning project, the investigation is based on research data accumulated from the actual construction of more than 40 houses on which the Small Homes Council has conducted time studies.

Results of the study will be a series of basic house plans to be distributed by lumber dealers throughout the country.

QUALITY HOUSING INCREASE


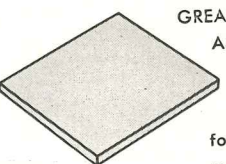
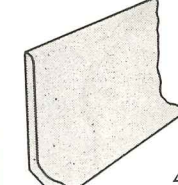
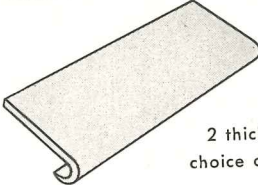


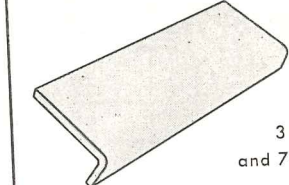

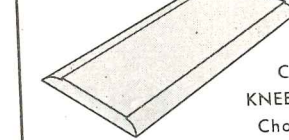
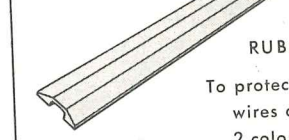
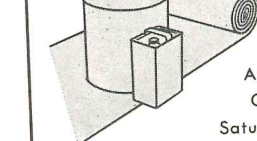
Despite a year of reduced residential building volume, there is one class of home buyers which has increased since 1948, Thomas S. Holden, President of F. W. Dodge Corp., stated recently in an address before the Semiannual Meeting of the Southern Furniture Manufacturer's Assn. at Blowing Rock, N. C.

"These are the owners who have houses built to order for their occupancy," he said. "In the first four months of this year F. W. Dodge Corp. reported for the 37 eastern states 20,404 single-family house projects in this group, nearly 10 per cent more than in the corresponding period of last year."

The average construction cost of these houses was \$11,570 as against an average of \$8000 for the houses-built-for-sale in the same period, he reported. This is a quality market within the single-family house market.


Presumable causes for this increase, Mr. Holden said, were the owners' discovery that shortages, irregular deliveries, overtime and low productivity of labor have disappeared as factors increasing costs. Moreover, he added, odds are that this quality house volume will continue to increase.

(News continued on page 160)

 <p>RUBBER TILE Standard of quality in 24 beautiful colors</p>	 <p>GREASE-RESISTANT ASPHALT TILE 8 colors, for cafeterias, markets, etc.</p>
 <p>RUBBER COVE BASE Jet black and 4 brilliant plain colors</p>	 <p>STAIR TREADS WITH ROUND NOSING 2 thicknesses with choice of 7 colors</p>
 <p>ASPHALT TILE 22 colors, for surface or below-ground areas</p>	 <p>RUBBER THRESHOLDS Designed for durable use in doorways</p>
 <p>STAIR TREADS WITH SQUARE NOSING 2 shapes, 3 thicknesses and 7 colors</p>	 <p>AIR PATH RUBBER TILE In 8 colors, with cellular rubber back</p>
 <p>CHURCH KNEELING PADS Choice for com- fortable, lasting wear</p>	 <p>RUBADUCT To protect telephone wires on floors — 2 colors</p>
 <p>SUPPLIES AND SUNDRIES Adhesives, Pastes, Cleaners, Waxes, Saturated Felt, Floor- sweeping compound, Crack Fillers</p>	<p>* A NEW PRODUCT Vinyl plastic flooring with cellular rubber base, now under sales development —ARRAZIN CARPET</p>


HOOD ... for all 12!

For variety, quality, originality of product and consumer acceptance, the combination of Hood and B. F. Goodrich means *better* flooring. That's why leading architects and designers specify Hood products. See Sweet's or write for catalog.



HOOD—FOR RUBBER TILE

HOOD—FOR ASPHALT TILE



How to get INSULATED WALLS *as low as \$1²⁵ per square foot*

The secret lies in two specifications:

- Laying up the walls with large-area, interlocking, load-carrying metal sections—using recommended standard details.
- Using sections factory-filled with top-grade insulation to save on-the-site time.

That means Fenestra* Metal Building Panels . . . used in many types of buildings because they combine faster (hence, less costly) construction with remarkable durability. These points explain the basic structure of this good-looking wall:

- 1** Fenestra Type C Panels (steel or aluminum), are laid one upon another, the double tongue and groove forming an excellent side lap. Panels can also be used vertically.
- 2** Panels are welded or bolted to structural members.
- 3** Insulating material completely packs the panels. A strip of felt, fabricated into the panel, prevents metal-to-metal contact between inner or outer face.
- 4** Type C Panels form a smooth, continuous prime-painted surface, ready for further paint or other surface materials if desired.

Fenestra Panels also give you economy, durability and faster construction for floors, ceilings and roofs. Use Type D or AD for floors and ceilings. For roofs, either Type D, AD or famous Holorib Roof Deck, according to your requirements. See Sweet's Architectural File (Section 3c/3). Or mail the coupon for full information. Engineering help available on request.

*Trademark

Use our 25 years' experience in Metal Panel Engineering

Fenestra
METAL BUILDING PANELS
ROOFS · WALLS · FLOORS

DETROIT STEEL PRODUCTS COMPANY
Building Panels Division
Dept. AR-9, 2252 E. Grand Boulevard
Detroit 11, Michigan

- Please have an engineering representative call.
 Please send me, without obligation, information on Fenestra Building Panels.

Name _____

Company _____


Address _____



GENERAL PETROLEUM BUILDING, LOS ANGELES, CALIFORNIA

for an Harmonious Blend

SEAPORCEL PORCELAIN ENAMEL WAS SELECTED



Topping this new magnificent building is an installation of over 24,500 square feet of Seaporcel® Porcelain Enamel . . . yes, virtually 30 tons of this mechanically fastened material of permanence and beauty.

Matching the varied shades and textures of this structure's terra cotta exterior, lightweight Seaporcel Porcelain Enamel completes in perfect harmony the impressive dignity of this distinctive new building.

Holes to accept letters and Pegasus figures were burned in by gas torch on the job after porcelain enamel was erected.

**FOR JOBS LARGE OR SMALL
SEAPORCEL IS PRACTICAL • EASILY CLEANED
DURABLE • ECONOMICAL • FIRE RESISTANT**

Write today for catalogue showing application and current jobs.

SEAPORCEL METALS, INC.

Formerly Porcelain Metals, Inc.

28-06 BORDEN AVENUE, LONG ISLAND CITY 1, N. Y.

Complete A. F. of L.-Metal Fabricating & Enameling Shop

West Coast Representative: McFarland & Co., 1206 West 7th Street, Long Beach 13, Calif.



*Reg. U. S. Pat. Off.

Seaporcel

Member Porcelain Enamel Institute, Inc.

THE RECORD REPORTS

(Continued from page 158)

ON THE CALENDAR

Through Sept. 30: "Details of the City — Photographs by Godfrey Frankel," Museum of the City of New York, New York City.

Sept. 11-17: National Home Week, featuring housing exhibits in cities throughout the country.

Sept. 11-Nov. 20: "For Modern Living," exhibition of contemporary design in home furnishings and objects, Detroit Institute of Arts, Detroit, Mich.

Sept. 11-Oct. 10: 3rd Annual Chicagoland Home and Home Furnishings Festival, Chicago, Ill.

Sept. 19-23: National Technical Conference, Illuminating Engineering Society, French Lick Springs Hotel, French Lick, Ind.

Sept. 25-Oct. 2: Construction Industries Exposition, Sam Houston Coliseum, Houston, Texas.

Sept. 26-29: 51st Annual Convention of the American Hospital Association, Hotel Statler, Cleveland, Ohio.

Sept. 26-Oct. 1: Home Fashion Time, exhibition by the National Retail Furniture Association, Chicago, Ill.

Sept. 28-Dec. 4: 20th Anniversary Exhibition: Modern Art in the Modern World, Museum of Modern Art, New York City.

Sept. 30-Oct. 9: Television and Electrical Living Show, Coliseum, Chicago, Ill.

Oct. 10-14: First Pacific Area National Meeting, American Society for Testing Materials, Hotel Fairmont, San Francisco, Calif.

Oct. 17-21: Midwest General Meeting, American Institute of Electrical Engineers, Netherland Plaza Hotel, Cincinnati, Ohio.

Oct. 17-21: 31st National Metal Congress and Exposition, American Society for Metals, Cleveland, Ohio.

Oct. 24-28: 37th National Safety Congress and Exposition, featuring home safety sessions, Morrison Hotel, Chicago, Ill.

Nov. 2-4: Fall Meeting, American Society of Civil Engineers, Washington, D. C.


Nov. 4-13: 24th Arizona Art Exhibition, Arizona State Fair, Phoenix, Ariz.

Nov. 13-16: 16th Annual Meeting, National Association of Housing Officials, Copley Plaza Hotel, Boston, Mass.


(News continued on page 162)




☆ makes possible limitless pattern designs




☆ custom-fits any room shape or proportions




☆ provides unlimited linear flexibility



☆ mixes many light sources in one uniform system




☆ features equal low brightness throughout




☆ provides harmonious matched appearance throughout

the revolutionary
new idea in lighting



the **custom-fitting**
lighting system




Write today for free 20-page
MODULE brochure which
gives every detail of this ex-
citing new lighting develop-
ment. Use coupon below.

MITCHELL MANUFACTURING COMPANY
2525 Clybourn Avenue, Chicago 14, Illinois

Send full details on MITCHELL MODULE

Firm Name

Address



This floor starts second quarter-century of service

WRIGHT RUBBER TILE Sets New Record for Durability

After having served 25 years under heavy traffic in one location, this WRIGHT RUBBER TILE floor was taken up and relaid in a newly remodeled suite of offices. Those who have seen it say it still looks like a brand-new floor.

Outstanding service records, such as this one, are being made by WRIGHT RUBBER TILE installations all over the country. That is why WRIGHT RUBBER TILE is called the "100-year floor."

WRIGHT RUBBER TILE is resistant to grease and acids and is undamaged by burning cigarettes. A swish of a damp mop keeps it shining clean. Because of its outright quality all the way through, leading architects specify WRIGHT RUBBER TILE wherever quality and service are requisite: in homes, in churches, schools, hotels and stores.

Wright is the *only* rubber tile made in two degrees of hardness:

WRIGHTEX — the soft rubber tile for residences, hospitals and churches.

WRIGHTFLOR — the hard surface rubber tile for offices and institutions where traffic is heavy

and **WRIGHT-ON-TOP** Compression Cove Base — the perfect complement to any color scheme now comes in black and all 20 tile colors.

A note on your letterhead will bring you complete information, technical data and samples of WRIGHT RUBBER TILE. Simply address the WRIGHT MANUFACTURING CO., 5205 Post Oak Road, Houston 5, Texas.

WRIGHT RUBBER TILE

Floors of Distinction

THE RECORD REPORTS

(Continued from page 160)

BUILDING NOTES

Extend Structure Into Lake

The foundation of a 13-story apartment house will extend 100 ft. into Lake Michigan when the building, now under construction in Chicago's Lincoln Park area, is completed. A breakwater at this point will abut the future boundary line of Lincoln Park, expected to be expanded by filling in the lake in the near future. To be known as the Sherard Apartment building, the structure will provide an open-air, lake-front location for sunbathing and recreation purposes. Architects for the apartment house are Charles W. Nichol & Associates.



New 42-story skyscraper is under construction at 1407 Broadway in the Times Square area. Kahn & Jacobs, Architects

100 Park Avenue Building

A record in skyscraper construction progress has been signaled with flag-raising ceremonies marking completion of the steel framework of the 36-story, fully air-conditioned office building now under construction at 100 Park Avenue, New York City, site of the old Murray Hill Hotel. The ceremony took place less than five months after the steel framework on the tall building, which extends along the full block front between 40th and 41st St., had been started on March 1. Kahn & Jacobs are the architects for the structure.

(Continued on page 164)



Oh boy...IT'S JUST MY SIZE!

**... the new Halsey Taylor
line of LO-LEVEL Coolers,
the right height for children**

HERE at last is a drinking water cooler
designed with the child in mind! It's the new
Halsey Taylor LO-LEVEL *the little cooler for little people!*

Just the right height for children, it is ideal for cafeteria
use because of foot-pedal operation, so the child can
hold his tray and still fill his glass with water. Thus the
LO-LEVEL promotes faster serving and less confusion
where many children gather.

Developed by a house that has specialized for
years in the manufacture of fountains and coolers, the
LO-LEVEL is noted for its economy in operation and
maintenance, condensing units being of the
hermetic-seal type, requiring no oil and self-regulated.

*The LO-LEVEL comes in various models . . . with one projector
and one glass filler, or with two or more glass fillers, for cafeteria
use; and with two projectors where desired exclusively for drinking
purposes. Write for further information.*

THE HALSEY TAYLOR CO., WARREN, OHIO

Largest Exclusive Manufacturer of Drinking Fountains in the World




Halsey Taylor
health-safe
projectors on
all models!




Convenient

Foot-pedal operation makes it
handy for children. Stainless
steel top and splash tray on all
cafeteria types assure conven-
ience and cleanliness. Halsey
Taylor inbuilt quality provides
a welcome freedom from servic-
ing troubles!

S-3



THE LITTLE COOLER FOR LITTLE PEOPLE




Buildings under construction for permanent U. S. Naval Hospital at St. Albans, Queens

Save \$1
OUT OF EVERY \$5
by using
the Durisol Insulated Roof Plank

This roof plank combines so many functions in one material...all at one low installation cost...that \$4 does the work of \$5 as compared with other materials. Note the 3-in-1 advantages of this light-weight, precast, factory-coated plank:

- 1 Fireproof, reinforced, cement-surfaced, and ready for application of the built-up roofing.
- 2 Because Durisol itself is such an effective barrier against heat losses, no additional insulation is required.
- 3 Noise-deadening ceiling at no extra cost... distinctive and pleasing in appearance, with a sound absorption coefficient of 0.87 at 512 cycles.



DURISOL is made from chemically mineralized wood fibres bonded with Portland cement and moulded under pressure. It is unaffected by moisture and is proof against rot, mould, vermin, termites—proved incombustible by laboratory tests.

Thickness	Width	Maximum Span	Weight per sq. ft.	Long Edge	Load
3 1/4"	16"	6'8"	15 lbs.	Tongue and Groove	40 lbs. per sq. ft. live load with high safety factor.
4 1/4"		8'	18 lbs.		

For complete information, write for folder (A.I.A. File Number 4-K). Also see catalog 3c/13a, Sweet's File Architectural, 1949.

DURISOL, INC. 420 Lexington Avenue, N. Y. 17, N. Y.

Naval Hospital

A force of approximately 1000 workers will be occupied for about two years in the construction of the new \$15 million U. S. Naval Hospital at St. Albans, Queens, N. Y., object of the largest lump-sum contract ever awarded by the Navy's Bureau of Yards and Docks. The new hospital will be the only Naval hospital in the greater New York area and will be of steel frame and reinforced concrete construction on concrete foundations. Exterior walls will be of brick with granite and limestone trim. The operating suite will be air conditioned with humidifiers to control the relative humidity at 55 to 60°. The hospital will consist of nine buildings and will include a six-story administration and treatment building, six three-story ward buildings, a betatron therapy building and a two-story building for hospital personnel. Designers of the project are York & Sawyer and builders awarded the contract are Thompson-Starrett Co., Inc.

Goethe Festival Bowl

An open air bowl at Aspen, Colo., has been designed by Eero Saarinen for use in the recent Goethe Festival. The bowl is covered by a tent, with sides that roll down in case of showers, and seats 2000 people. Flower gardens are located between seats and stage and behind stage, separating it from artist's dressing rooms. The seats are a sloping semicircle with a large triangular stage, in graduated levels, jutting sharply outward.

AT THE COLLEGES


Award Winners

Winning design in the nationwide Catholic mission church competition was submitted by S. S. Granger, Architect, of Glendale, Calif. The contest was launched by the Second National Catholic Building Convention and Exposition, sponsored in June by St. Joseph's College, Rensselaer, Ind. Plan is keyed for construction cost of around \$20,000. Mr. Granger was awarded a \$1000 bond as prize. Second place was won by Joseph J. Sherer, of Milwaukee, Wis., formerly an architectural student at Notre Dame. William J. Ruoff, Notre Dame student, won third place in the contest.

John Herman VonGuten has been named winner of the John Stewardson Memorial Scholarship's 45th competition. Mr. VonGuten is a 1949 graduate of the University of Pennsylvania's Department of Architecture and a re-

(Continued on page 166)

TRANE



Standard, carried-in-stock Type A Convectors give heating installations that rich, custom-built look—AT BUDGET PRICES.

Simplified method of recessing convectors

With the convector trend swinging toward the *recessed* type of installation, a new Trane booklet on "How to recess Type A Convectors" is of special interest and value.

Recessed Trane Convectors have always been preferred over free standing units for the better homes, but before the introduction of the all-purpose Type A, they were premium type, custom-built. Now it is practical to deliver this better-looking, space-saving kind of convector heating for lower priced homes as well.

Trane Type A Convectors—at regular prices—make this premium heating fit the modest budget. Trane Type A's—instantly available from distributors' stock—eliminate custom-built delays.

These units have universal appeal. Easy for the architect


to specify; easy for the contractor and builder to buy, handle and install. And, with the distributors' stocking problems in mind, we made Type A an all-purpose unit, to be used on either steam or hot water, free standing *or recessed*.


Recess Trane Type A's! The new recessing booklet shows each step, with actual installation photographs. Short cuts, cost-reducing methods of providing this luxury heating at budget prices. Answers for your questions. Ask your Trane sales office, or write direct to the factory.

THE TRANE COMPANY . . . LA CROSSE, WIS.

Manufacturing Engineers of Heating, Ventilating and Air Conditioning Equipment—Unit Heaters, Convector-radiators, Heating and Cooling Coils, Fans, Compressors, Air Conditioners, Unit Ventilators, Special Heat Exchange Equipment, Steam and Hot Water Heating Specialties . . . In CANADA, TRANE COMPANY OF CANADA LTD., TORONTO.

The recessing questions of architect, builder, and heating contractor are answered by word and by picture in "How to recess Type A Convectors". Write for your copy.





Airport taxiway at N. Y. International Airport. Clarke, Rapuano & Holleran, Architects

Your "Shortest Cut" to the Finest Laboratory ... without wasting a Dollar!



Send for the New KEWAUNEE BOOK of Hospital Casework & Laboratory Furniture

Includes typical floor plans
and elevation drawings

A Few of the Many Kewaunee Installations

St. Mary's Hospital,
Rochester, Minn.
Wesley Memorial Hospital,
Chicago, Ill.
Presbyterian Hospital, Chicago, Ill.
City Hospital, Baltimore, Maryland
Eye, Ear, Nose & Throat Hospital,
New Orleans, La.
Mobile Hospital, Mobile, Ala.
Naval Medical Center,
Bethesda, Maryland
Veterans Hospital,
Fort Hamilton, New York
Greenbrier Hotel,
White Sulphur Springs, W. Va.
Mercy Hospital, Jackson, Michigan
Hahnemann Hospital,
Philadelphia, Pa.
Flow Memorial Hospital,
Denton, Texas
Kings Daughter's Hospital,
Staunton, Va.
Marion County Hospital,
Columbia, Miss.
Divine Providence Hospital,
Williamsport, Pa.
Hospital of St. Raphael,
New Haven, Conn.
St. Albans Naval Hospital,
St. Albans, New York
Northern Indiana Hospital,
Westville, Indiana
St. Joseph's Hospital,
Menominee, Mich.
West Tennessee T. B. Hospital,
Memphis, Tenn.

See what Kewaunee's method of mass-production and matched-unit assembly plan has to offer you. See how by reducing engineering and installation time we give you true economy without any sacrifice of quality.

For a laboratory of streamlined beauty, time-saving conveniences, and lasting service, equip with—

Kewaunee Casework and Laboratory Furniture

Write for the New Kewaunee Catalog of Hospital
Casework and Laboratory Furniture

The services of Kewaunee Laboratory engineers
are available to you without cost or obligation.

Kewaunee Mfg. Co.
C. G. Campbell, President
5046 S. Center St. Adrian, Michigan
Representatives in Principal Cities

recipient of a First Mention and a Second Medal from the Beaux Arts Institute of Design during his college studies as well as one of two memberships offered by the T-Square Club of Philadelphia. Among the problems constituting the basis of award was the design of a "church center" to house churches of three specified denominations on a triangular site.

Winner of another University of Pennsylvania scholarship is Julius Walter Roth, who has been awarded the Henry Gillette Woodman Scholarship, founded in 1918, which will provide funds towards the expenses of a year's travel in Europe. Mr. Roth received the degree of Bachelor of Architecture in August and was a finalist in the Lloyd Warren Prize Competition of the Beaux Arts this year.

Otto Bauer-Nilsen, of Norway, has been awarded first prize in the Frederick Mueller Competition, University of Cincinnati Department of Architecture award. The Competition was established by the Cincinnati Chapter, A.I.A., in memory of one of its late members. The competition problem called for the design of a music center in Eden Park. Second prize winner was Charles G. Isaacs, with honorable mentions going to Claire Day and Leonard Cohron.

Olindo Grossi, chairman of the Pratt Institute Department of Architecture, has been awarded the Brunner Scholarship of \$2000 given by the New York Chapter, A.I.A. Under the award, Mr. Grossi will organize and produce an architectural exhibit to be shown in 54 New York City high schools during the next five years.



Special Courses

Courses in basic and advanced estimating will be offered in the fall semester (Sept. 28, 1949 to Feb. 2, 1950) of the Evening Courses in Architecture at Columbia University. The basic course includes plan reading, reading of symbols and material determination, professional short cuts and limits of accuracy. The advanced course covers the development of a system of estimating and its application to various types of building operations, comparative economics of various materials and structural systems and other subjects.

Faculty Appointments

Jacques C. Brownson, of Aurora, Ill., has been appointed to the position of instructor in city planning in the Department
(Continued on page 168)

You don't have
to shop around . . .
Allegheny Stainless
is available
in every form
you may need



WHATEVER you want, it's available in Allegheny Metal—from the finest of wire to heavy plates, castings and forgings, including sheets, strip, bars, shapes, tubes—*everything!*

That's not only handy, but advantageous: one reliable source, one undivided responsibility, one well-known standard of quality and uniformity. Furthermore,

we're steadily improving supply facilities—you can get Allegheny Metal promptly in any grade, form or finish.

When you're in the market, keep it in mind to specify Allegheny Metal, the pioneer stainless steel. And remember, wherever you use it, Allegheny Metal looks better, lasts longer, works out to be cheapest in the long run.

Complete technical and fabricating data—engineering help, too—yours for the asking.

ALLEGHENY LUDLUM STEEL CORPORATION

The Nation's Leading Producer of Stainless Steel in All Forms



Pittsburgh, Penna. . . . Offices in Principal Cities
Allegheny Metal is stocked by all Jos. T. Ryerson & Son, Inc., Warehouses

THE RECORD REPORTS (Continued from page 166)

ment of Architecture at Illinois Institute of Technology.

George E. Danforth, instructor in Architecture at Illinois Institute of Technology, has been promoted to the rank of assistant professor.

William E. Dunlap, of Waukegan, Ill., has been named instructor in architecture at the Illinois Institute of Technology.

James M. Hofgesang has been ap-

pointed instructor of architecture at Illinois Institute of Technology.

OFFICE NOTES

Offices Opened, Reopened

Frank Andrews, Architect, announces the opening of offices for the practice of architecture at the Hanna Building, Cleveland 15, Ohio.

A. D. Elia, Architect, has opened an office for the practice of architecture

in the M. & T. Bank Bldg., Portage Rd. & Falls St., Niagara Falls, N. Y.

Alwin S. Kolm, Architect, has opened an office at 222 River Ave., Holland, Mich.

Morgan & Bobisch, Consulting Engineers, have announced the opening of offices at 320 Pine Ave., Long Beach 12, Calif.

New Addresses

The following new addresses have been announced:

William B. Harvard, Architect, John B. Dodd, Associate, 2723 Central Ave., St. Petersburg, Fla.

E. W. Howell Co., builders, 101 Park Ave., New York, N. Y.

William Schorn Associates, Inc., and William Francis Schorn, Architect and Naval Architect, 501 Madison Ave., New York, N. Y.

New Firms, Firm Changes

Charles E. Asbury has recently been added to the firm of Lundeen & Hilfinger, Bloomington, Ill., architects.

Grover W. Dimond, Jr., Donald S. Haarstick and Louis R. Lundgren have announced the formation of a firm of architects to be known as Dimond, Haarstick & Lundgren with offices at 416 Endicott on Fourth St., Saint Paul 1, Minn.

W. Parker Dodge Associates, Architects and Engineers, has succeeded the firm of J. Russell White at 109 State St., Albany 7, N. Y.

Gerhard Peterson, A.I.A., and Edward Sovik, have formed a corporation for the practice of architecture. Address is: 1406 Forest Ave., Northfield, Minn.

Thomas, Grainger & Thomas, Architects, have announced the change of the firm name to Grainger, Thomas & Barr with offices at the Arcade Bldg., Seattle 1, Wash.

ADDENDA

In the article, "Architects Design for Industry" (June 1949 issue of the RECORD), the name of Donald Deskey Associates was inadvertently omitted as supervisors of the design and engineering of the kitchen unit pictured on page 104. Heywood Wakefield Co. were the manufacturers of the molded plywood chairs pictured on pp. 102 and 110.

Herring-Hall-Marvin Safe Co. wish to correct the architectural credit for the Michigan National Bank Building featured in their advertisement, page 148, July issue of the RECORD. Frantz and Spence were architects for the building. Spence Brothers were the contractors.

(Continued on page 170)

may we tell you why *Antico*
RUBBER FLOORING

is the modern floor that's right

for every style

of architecture?



A request on your business letterhead will bring illustrated literature and a box of 4" x 4" samples in standard 1/8" gauge, all 22 stock colors.

NAME _____

ADDRESS _____

STATE _____

CITY _____

Also see SWEET'S FILE, Architectural, Code No. 13e
1

AMERICAN TILE & RUBBER COMPANY
TRENTON 2, N. J.

Specializing in the Manufacture of Rubber Flooring Exclusively for Over 30 Years.

Kno-Draft

adjustable air diffusers


for appearance

The simple, unobtrusive design of the Kno-Draft Diffusers blends with either modern or period interiors. In original aluminum, as shown here in the new Maas Brothers Department Store in St. Petersburg, Florida, they create a minor decorative accent. When painted, they merge with the ceiling.



for performance

Air volume and direction adjustments on each Kno-Draft Diffuser provide "custom-made" air patterns to fit the requirements of customers, personnel or industrial processes. These Kno-Draft Diffusers in the American Viscose Plant at Front Royal, Virginia, were adjusted after installation to suit the final layout and process in each area of the plant.



FREE HANDBOOK: Send for your copy of our new handbook on air diffusion. Contains complete information on Kno-Draft Adjustable Air Diffusers and all necessary engineering data to help you create "custom-made" air patterns. Just fill in and mail the coupon.

W. B. CONNOR ENGINEERING CORP.

Air Diffusion • Air Purification • Air Recovery

112 East 32nd Street  New York 16, N.Y.

IN CANADA: Douglas Engineering Co., Ltd., 190 Murray Street, Montreal 3, P. Q.

W. B. CONNOR ENGINEERING CORP.

Dept. 560, 112 East 32nd Street, New York 16, New York

Please send my FREE copy of the new Kno-Draft Handbook on Adjustable Diffusers.

Name.....

Position.....

Company.....

Street.....

City..... Zone..... State.....

L.A. ACHIEVEMENT AWARD

Institution of an annual achievement award has been announced by the Los Angeles Chamber of Commerce Construction Industries Committee.

In a statement announcing establishment of the award, the committee said, "Progress in industry is largely attributable to the selflessness and devotion of a comparatively few of its members . . .

(the) Committee, realizing the need for recognizing publicly the achievements which make this progress possible, institutes its Annual Achievement Award, an honor to be bestowed upon a chosen member of the industry at the Annual Construction Industries Banquet."

Candidates for the award may be nominated by members of the construction industries and will be judged upon achievement in public service, in service

to the industry, in public relations and in the science of design, construction and materials.

BRITISH EXHIBIT

An exhibition of Britain's contribution to architectural history will take place in 1951 as part of the national Festival of Britain.

The exhibit will be constructed in the center of London and will be in the form of a cross section of a typical residential neighborhood. The section will be revealed as in the process of construction and will comprise not only houses and apartment buildings but also the other features incorporated in a properly balanced development.

Moreover, when the Festival is completed, the buildings will be finished for normal occupation and will take their place in the permanent London scene.

INTERNATIONAL BUILDING CENTER

The International Center for the Building Industry, located at Rotterdam, has been officially opened by the Dutch Minister of Reconstruction and Housing.

Designed to be an international institution for the purpose of supplying information on the art of building and its allied industries, the center is housed in a three-story building. On the ground floor are the technical department, offices, a library, a reading room and a restaurant. The commercial department is on the second floor and the social on the third.

Also on the third floor is a platform for exhibitions, now featuring the reconstruction plans of 20 European towns as well as a special exhibit showing the present city of Rotterdam and the plans for its future.

G. I. HOME LOANS

More than 1,500,000 veterans of World War II have purchased homes with the help of loan guarantys provided in the G.I. Bill, the Veterans Administration has revealed. The figure for June alone was 27,412 applications, which represents more than a 40 per cent increase over the low point reached in the first few months of the year.

The increase follows a steady decline for a year and a half period since the 50,000 rate per month in the fall of 1947. The high point was in September 1946 when almost 58,000 applications were received from lenders.

Remember this dependable source of supply



REYNOLDS
Lifetime ALUMINUM SHAPES
add modern styling to ARCHITECTURAL PLANS

WAREHOUSED IN YOUR AREA FOR PROMPT DELIVERY

● Obtain smart, modern styling with Reynolds *Lifetime* Aluminum Architectural Shapes. Make your selection from the more than 65 standard shapes, created to meet your design requirements.

They're easy to obtain, too! Most of these bright, light, enduring aluminum shapes are warehoused from coast to coast for fast delivery. Whether it is a standard item—such as doors, jambs, thresholds, copings, windows, window sills or decorative trim—or special aluminum shapes designed to

your specifications, Reynolds is prepared to quote on your requirements.

For complete data call your nearest Reynolds Office, listed under "Aluminum" in your classified directory, or write direct to the address below.


SEND FOR COMPLETE DETAILS

Engineering drawings of all standard shapes in one compact folder. Can be used for direct tracing. Write to Reynolds Metals Company . . . Aluminum Division, 2572 South Third Street, Louisville 1, Kentucky.



REYNOLDS
Lifetime ALUMINUM

Consider Aluminum—Consult Reynolds—The Complete Aluminum Service



DESIGN A

Bright  *Beginning!*

FOR YOUR CLIENTS' DAYS

Help them start the day right...in a Bright New Bathroom with TILE-TEX WALLS AND FLOORS

Next time you're designing a bathroom, take advantage of the sparkle, color and cleanliness of Tile-Text* products.

Every Tile-Text product is engineered with the realization of the importance of color in today's designs.

*Mura-Text** Wall Tiles, for instance, come in a wide variety of sharp, true colors. Warm or cool . . . light or dark . . . primary or pastel . . . solid or marbled . . . these plastic-asbestos tiles put a veritable rainbow right at your pencil's point.

And . . . color-schemed to go perfectly with *Mura-Text* . . . are *Flexachrome** Floor Tiles. You can carry your motif throughout the

room, and be sure of color harmony.

Your opportunity for clever individualized patterns is limited only by your own imagination. Because each tile is laid individually . . . and you can even specify custom-designed inserts, like the monogram in the floor above.

Dust and dirt have a hard time sticking to the close-textured, satiny surfaces of these tiles.

Cleaning is quick and easy . . . especially important in a bathroom, where moisture and constant high humidity leave water spots and film.

And Tile-Text walls and floors are as durable as they are beautiful. You need never worry about recommending a sound investment for your clients when you specify *Mura-Text* and *Flexachrome*.

Your local Tile-Text contractor is a trained specialist in the installation of these modern wall and floor materials. He has complete specifications and product data on every Tile-Text product. Look in your telephone directory for his name, or write us. We'll rush the information to you immediately. THE TILE-TEXT DIVISION, The Flintkote Company, 1237 McKinley St., Chicago Heights, Illinois.

*Registered Trademark, The Flintkote Co.

Tile-Text

PLASTIC-ASBESTOS

FLOORS AND WALLS

Housing Costs Show Decline

Construction costs for houses have dropped about four per cent since last fall's peak, according to a recent announcement made by Major-General H. A. Young, vice president of Central Mortgage & Housing Corporation.

Costs of some building materials are showing signs of falling and contractors in many cases are reducing their profits, he said. Lumber prices have dropped

along with prices of all mill work. So have prices of certain insulating materials and wood products. On the other hand, some building materials are holding firm, a few—such as cement—still being in short supply.

The volume of new house production is continuing at a rapid rate, General Young estimated. Evidence of this is seen from the lending operations of Central Mortgage & Housing Corporation

under the National Housing Act. During June, 2171 joint loans amounting to \$13,326,560 were approved to assist in the construction of 2458 dwelling units. The figures for the same month a year ago were \$12,696,280 for 1850 loans on 2408 units.

Average Rent Amazingly Low

Latest candidate for the "believe it or not" department is a revelation that urban tenants pay an average rent for single houses of \$40 per month. As a matter of fact, a survey of rents made in 64 Canadian cities by the Dominion Bureau of Statistics puts the average at \$30 in most places!

Toronto heads the list with average rentals of from \$35 to \$59 monthly, and New Glasgow, N. S., is at its foot with average of from \$16 to \$20.

THE Sedgwick ROTO-WAITER
 ...a new kind of fully automatic electric dumb waiter that never overtravels

FOR TWO-STOP INSTALLATIONS...the new Sedgwick Roto-Waiter, with its unique endless chain drive principle of operation, embodies those features of safety, dependability and economy that make it the ideal dumb waiter for stores, hospitals, hotels, restaurants, libraries, clubs, schools, banks, factories, residences and other commercial, institutional and industrial buildings.

The single direction motor helps cut costs by eliminating the need for special control equipment normally required when reversing motors are used—and, by reducing starting torque, it cuts current consumption.

Furthermore, Sedgwick Roto-Waiters . . .


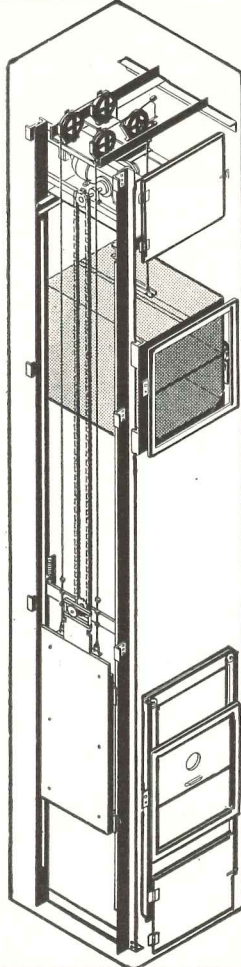
1. Never overtravel
2. Are completely factory assembled and tested
3. Require only minimum clearances
4. Have an overload safety device for safe operation
5. Require no heavy load-bearing supports, except at bottom
6. Are easy to install

The table of dimensions, shown below, lists three standard counterweighted Roto-Waiters. A Sedgwick uncounterweighted Roto-Waiter (with car size 24" x 24" x 36", 150 lbs. capacity) is also available when the dumb waiter is to be installed in limited space, as for undercounter use.

STANDARD ROTO-WAITER DIMENSIONS			
Size No.....	2C	3C	5C
Capacity, lbs.....	200	300	500
Car width, in.....	24"	30"	36"
Car depth, in.....	24"	30"	36"
Hoistway width, in.....	33"	39"	45"
Hoistway depth, clear in.....	27"	33"	39"
Hoistway depth, including doors, in.	29"	35"	41"

In addition to the Sedgwick Roto-Waiter, Sedgwick also builds Multi-Stop Electric Traction Dumb Waiters, designed for installations where there are three or more landings to be served. Both are of all-steel construction. Specify, too, Sedgwick Steel Dumb Waiter Doors for complete satisfaction.

Whatever your vertical transportation problem may be, it is probable that we have case histories on parallel applications in our files. We'll be glad to supply you with such information, prices or any other data you may require.



Graham Warrington Photo

Office building for McGavin Ltd., bakery chain, in Vancouver, B. C. Walls are brick buff plastic. Overhang provides solar control. Architect for the building was Robert R. McKee.

Apartment Building Thrives

More loans were approved for apartment houses in the first three months of 1949 than for any other type of dwelling unit, according to "Housing in Canada," a quarterly report of trends in the shelter field.

An analysis of National Housing Act operations shows that apartment units represented more than one-third of the total approved gross loans. In the first three months of 1948, similar approvals represented only about eight per cent of the total. This, "Housing in Canada" says, reflects the increased impact of Central Mortgage & Housing Corporation's rental insurance plan on Canada's residential building program.

The plan, introduced last year, guarantees builders of approved rental housing projects sufficient income to look after taxes, debt service, operating ex-

(Continued on page 174)

Sedgwick MACHINE WORKS
 142 West 15th Street, New York 11, N. Y.
 ELEVATORS · DUMB WAITERS · RESIDENCE ELEVATORS · STAIR-TRAVELORS
 ROTO-WAITERS · SIDEWALK ELEVATORS · FREIGHT ELEVATORS · DUMB WAITER DOORS
BUILDERS OF VERTICAL TRANSPORTATION SINCE 1893

for a little extra money
you get a lot more... because



TONCAN IRON RESISTS RUST

-all The way Through

When you figure the total cost of a sheet metal job, it costs very little more to use Truscon Iron than plain or copper-bearing steel... but it means more years of satisfaction and *lower cost in the end* to the building owner.

That's because there is no other sheet metal just like Toncan Iron. An alloy of refined open-hearth iron, it contains *twice as much copper* as copper-bearing steel —plus molybdenum to bring out the full effectiveness of the copper. As a result, *it provides the highest rust-resistance of any ferrous material in its price class.*

Because it is an iron alloy, Toncan Iron is easy to fabricate by all modern methods. Cold working—cutting, bending, punching, riveting, soldering, welding—does not reduce its rust-resistance. *This rust-resistance is not confined merely to the surface but extends all the way through the metal.*

More than 40 years of service in all types of structures in all industries have conclusively proved the economy of Toncan Iron. Use it to save money for your clients by specifying it for all kinds of sheet metal work. See Sweet's Architectural File or write us for further information.

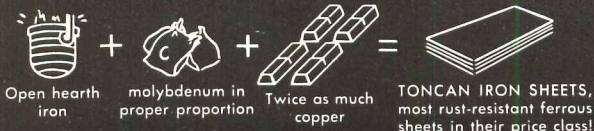
REPUBLIC STEEL CORPORATION
GENERAL OFFICES • CLEVELAND 1, OHIO
Export Department: Chrysler Building, New York 17, N. Y.

Here's the story

COPPER-BEARING STEEL



TONCAN IRON




Republic

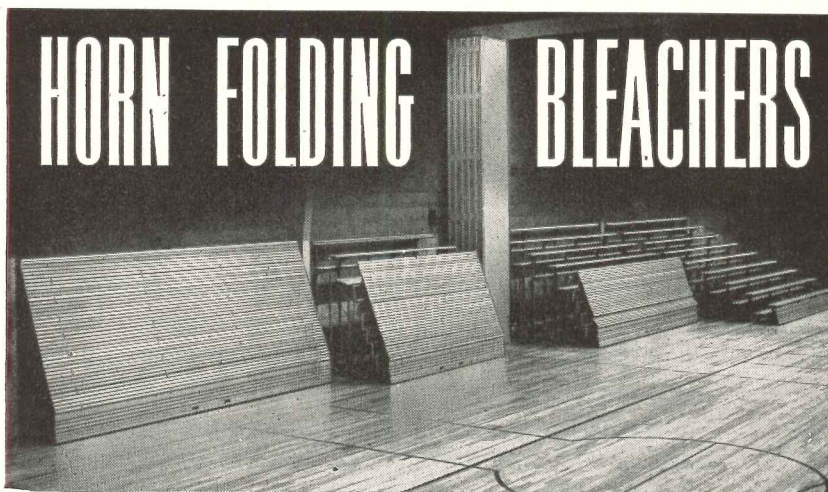


TONCAN COPPER MOLYBDENUM IRON

— for ducts, gutters, conductor pipes, roofing, siding, tanks, ventilators, skylights, hoods and other sheet metal applications requiring rust-resistance — and for corrugated metal drainage products.



School at New Hamburg, Ont., includes auditorium-playroom. By John B. Parkin, Assoc.



**Horn Folding Bleachers and Horn Folding Partitions
for Greater Space Utilization**

ROWS	FLOOR SPACE		**HEIGHT
	IN USE	*CLOSED	
3	4 Ft. 9 In.	1 Ft. 8¾ In.	3 Ft. 0 In.
4	6 Ft. 7 In.	2 Ft. 0½ In.	3 Ft. 9 In.
5	8 Ft. 5 In.	2 Ft. 3½ In.	4 Ft. 6 In.
6	10 Ft. 3 In.	2 Ft. 6½ In.	5 Ft. 3 In.
7	12 Ft. 1 In.	2 Ft. 10¼ In.	6 Ft. 0 In.
8	13 Ft. 11 In.	3 Ft. 1½ In.	6 Ft. 9 In.
9	15 Ft. 9 In.	3 Ft. 5 In.	7 Ft. 6 In.
10	17 Ft. 7 In.	3 Ft. 8¾ In.	8 Ft. 3 In.
11	19 Ft. 5 In.	3 Ft. 11¾ In.	9 Ft. 0 In.
12	21 Ft. 3 In.	4 Ft. 3½ In.	9 Ft. 9 In.
13	23 Ft. 1 In.	4 Ft. 6½ In.	10 Ft. 6 In.
14	24 Ft. 11 In.	4 Ft. 9¾ In.	11 Ft. 3 In.
15	26 Ft. 9 In.	5 Ft. 1¼ In.	12 Ft. 0 In.
16	28 Ft. 7 In.	5 Ft. 4½ In.	12 Ft. 9 In.
17	30 Ft. 5 In.	5 Ft. 8 In.	13 Ft. 6 In.
18	32 Ft. 3 In.	5 Ft. 11¾ In.	14 Ft. 3 In.
19	34 Ft. 1 In.	6 Ft. 2¾ In.	15 Ft. 0 In.
20	35 Ft. 11 In.	6 Ft. 6½ In.	15 Ft. 9 In.

CHECK
YOUR
SPACE
REQUIRE-
MENTS

*Dimension includes 4½ in. space between top seat and wall.
**Height in open position same as closed. For Bleachers higher than 20 Rows write for complete details and dimensions.

FOR SEATING CAPACITY FIGURE 16" PER PERSON. WRITE FOR COMPLETE DETAILS ON THE "3 IN 1 HORN GYM PLAN". NO OBLIGATION.

HORN BROTHERS CO.

A DIVISION OF HORN INDUSTRIES

FORT DODGE, IOWA



ESTABLISHED 1909

penses, repairs, renewals and replacements. Rental insurance may be purchased for 10, 20 or 30 year periods, with annual premiums of 1¾, 2 and 2¼ per cent of the insured rentals. "Housing in Canada" states that the volume of building under the rental insurance plan rose 25 per cent during the first quarter of 1949 over the corresponding period in 1948.

To Revise Form of Agreement

There's been a feeling that the R.A.I.C. standard form of agreement between client and architect needed, to use garage parlance, a "tune-up, tighten-up." Now it's going to get it. The Committee on Legal Documents, under the chairmanship of R. Schofield Morris, has been instructed to proceed with the revision of the form. Members of the Institute are invited to forward suggestions as to how this can be done most effectively to the Committee.

Construction Off Slightly

With a total value of \$102.4 million in June 1949, building contract awards fell \$31.5 million short of the mark set in June 1948, and reduced the 1949 gain over 1948 to less than \$6 million. MacLean Building Reports, compilers of these figures, do not regard the drop this June as being significant. It is pointed out that two large hydro projects started last June contributed \$50 million to that month's record.

All classifications of construction, except engineering, were up on a Dominion-wide basis. Comparative figures, in million dollars are:

Class	June '49	June '48	Change
Resid.	46.9	40.9	+6.0
Business	33.0	31.4	+1.6
Ind'l	9.5	5.8	+3.7
Eng'r'g	12.9	55.7	-42.8

McGill Holds Summer School

Through its School of Architecture, McGill University held a highly successful summer school on zoning from August 29 to September 9 at Macdonald College near Montreal. Professor Harold J. Spence-Sales, well-known Canadian town planner, directed the course. L. M. Orten of the New York State Zoning Commission was one of a number of distinguished lecturers.


Housing Completions Gain

The number of dwelling units completed in Canada during the month of April is estimated by the Dominion Bureau of Statistics at 7251. During the

(Continued on page 176)

LOUVERLITE SLIMLINE

by Smithcraft



A PROGRESSIVE DEVELOPMENT
IN LOUVERED LIGHTING



A FOLDER
"LOUVERLITE
SLIMLINE" IS
AVAILABLE
UPON RE-
QUEST.
WRITE FOR
YOUR COPY
TODAY!

Louverlite Slimline, truly a progressive development in louvered lighting, utilizes the Smithcraft "area-of-light source" principle to create an extremely shallow and unobtrusive fixture. Designed for two or four T-12 or T-8 96" Slimline lamps, Louverlite Slimline provides an excellent downward component of glare-free light, with an effective louver cut-off of 30° crosswise, 30° lengthwise.

Louverlite Slimline may be mounted surface or pendant, individually or continuous row. Installation and maintenance are effectively simplified. The rigid louver is held by Smithcraft Duo-Cam hangers, and relamping can be easily accomplished by finger-tip release of the louver, from a single position. For servicing, the louver hinges from either side and can be removed without involving tools or loose parts.

Louverlite Slimline is a notable achievement in the design of fluorescent lighting elements . . . a proud addition to the Smithcraft line of "America's finest fluorescent fixtures".

Smithcraft
LIGHTING DIVISION
CHELSEA 50, MASSACHUSETTS

first four months of 1949, 25,077 dwelling units were completed. This was 37 per cent higher than in the first four months of 1948, a result of the high carryover of houses under construction at the end of last year. Construction was begun on an estimated 8466 houses in April, another sign of a higher level of residential building activity for 1949.

About the type of dwellings being built: 29 per cent of those completed

during the first four months of 1949 were for rental purposes. In 1948, 33 per cent of those completed during the same period of time were for rental purposes. The average length of time required to build the houses completed in April was 7.9 months, unchanged from the figure reported in March.

Canadians at I.L.O. Meeting

Canada sent a delegation to the re-

cent conference of the Building, Civil Engineering and Public Works Committee of the International Labor Organization in Rome. There were six members: J. Lorne MacDougall of the Department of Labor, representing the Dominion Government, John McLeod, Canadian vice president of the Bricklayers, Masons and Plasterers International Union of America, as adviser, and two representatives of employers and two of workers.

The committee had various questions to consider. They related to the achievement of employment stability, vocational training, the recruiting of apprentices, and industrial relations. Eighteen countries besides Canada were represented. Altogether there were 140 delegates, substitutes and advisers. A working secretariat and staff of interpreters were supplied by the I.L.O. office at Geneva.



We built the church with WOOD AND GLUE


AN ARCHITECT TELLS HOW RILCO HELPED HIM.



1. The building committee wanted a big church . . . the rector held out for traditional beauty and a high, vaulted ceiling . . . the finance committee said, "Keep the cost down". When they threw the problem in our laps we thought right away of wood . . . and, naturally, of Rilco.



2. We sent our preliminary plans to Rilco . . . and in a few days, back came complete engineering data showing how Rilco Glued Laminated Arches would simplify our job. There was everything we needed . . . the rector's vaulted ceiling . . . the committee's large building . . . all at the right price!



3. The Rilco Arches were delivered to the job all ready to put up. Each one was cut to fit perfectly . . . all drilling had been done . . . all the connectors were furnished . . . every arch plainly marked. The contractor's regular carpentry crew couldn't go wrong. No labor cost wasted on this job!



4. Everyone in the congregation says it's the handsomest church in town. And those beautifully grained Rilco Arches are inspiring as you look toward the pulpit. We're certainly glad to find out Rilco makes rafters, trusses, and arches for many other types of buildings, too. We plan to use them more and more. Maybe you should, too.



Plant for Turner-Newall (Canada) Ltd., at Montreal covers 10 acres, is devoted to manufacture of asbestos products. Designed by E. C. Miller of T. Pringle & Son Ltd., consulting engineers.

Likes Design "Not Crumbed Up"

Harvey Beecroft, 28-year old Toronto architect, has won a \$3000 scholarship offered by Canada's National Industrial Design Committee. The award makes it possible for him to take two years' post-graduate work, leading to a master's degree in industrial design, at Chicago's Institute of Design.

Energetic as well as talented, Mr. Beecroft has a succinct opinion as to what constitutes good design. It's "not jazzy and not all crumbed up." And he knows what to expect when he arrives at his American alma mater. "The first impression is that they're all crazy down there. The things they're working on! But," he explains, "the idea is to get you loosened up, away from old hidebound ideas, so you can develop your own original thinking."

RILCO

WORKS
WONDERS WITH
WOOD


Laminated
PRODUCTS, INC.

1670 First National Bank Bldg.
ST. PAUL, MINNESOTA



Terrace Plaza Hotel, Cincinnati, Ohio, in which some 135,000 pounds of Revere Copper Water Tube were installed.

IN BUILDINGS LARGE OR SMALL REVERE PRODUCTS INSURE QUALITY



Copper Flashing, Water Tube and Downspouts were used in this Revere Quality House at Parma Heights (Cleveland) Ohio.

TROUBLE always costs more than Revere Copper. That's why—in every type of building—it pays to let *lasting* Revere Copper guard those vital points where water will cause other materials to rust, rot or corrode.

ROOFING, GUTTERS, FLASHING. Copper is the most enduring of all the commonly used sheet metals when exposed to the elements. In addition, the Revere Research Laboratories have developed engineered specifications that help you combine quality and economy in every type of sheet metal construction. This data is in the files of most of the leading architectural offices.

PIPING. Used as piping for heating systems, water supply and waste lines, Revere Copper Water Tube provides a lifetime of trouble-free service. The interiors of this tube do not become clogged by corrosion; and remaining permanently smooth, they reduce frictional resistance to a minimum. In addition, because Revere Copper Water Tube bends readily, and joints are made quickly with solder fittings, this tube is easier to install.

ORNAMENTAL AND STRUCTURAL METALS. You can achieve unusual decorative effects—combined with sound, lasting construction—through the use of Revere panel sheets and extruded shapes. Revere panel sheets are made in architectural bronze, nickel silver and copper; extruded shapes in architectural bronze, nickel silver and aluminum.

▶ The products above and other Revere products of copper, brass and bronze are available from leading distributors throughout the United States. A Revere Technical Advisor will always be glad to consult with you, without obligation.

REVERE

COPPER AND BRASS INCORPORATED

Founded by Paul Revere in 1801

230 Park Avenue, New York 17, New York

Mills: Baltimore, Md.; Chicago, Ill.; Detroit, Mich.; New Bedford, Mass.; Rome, N. Y.—Sales Offices in Principal Cities, Distributors Everywhere.

(Continued from page 150)

automatically sets the nozzle to the most efficient opening for every pressure throughout the range of the pump, and is designed to open the nozzle to just the right point as the pressure increases, avoiding waste recirculation of water.

The Varijet is said to deliver 40-70% more water with less load on the motor for greater dependability and longer life. Flint & Walling Mfg. Co., Inc., Kendallville, Ind.

SMOKE CONTROL

Thorough mixing of air with the combustible gases above the fuel bed is the principle utilized by the *PliOjet* system for eliminating smoke. The system is designed to prevent smoke formation by injecting secondary air into the fire where it is needed and mixing it with the unburned gases.


Jet air streams forced into the firebox

when and where needed provide the necessary air and turbulence to mix the volatile gases with the oxygen and obtain complete combustion.

PliOjet is reported to give higher furnace temperatures, cleaner flues and increased combustion efficiency. It is manufactured in ten standard sizes ranging in firing rate from 96 to 3900 lbs. of coal per hr., and from two jets to 16. Plibrico Jointless Firebrick Co., 1800 Kingsbury St., Chicago 14, Ill.

LIGHTWEIGHT ROOF STRUCTURE

Seaporcel porcelain enameled iron pans especially colored and textured to match the terra cotta exterior walls of the building sheath the roof structure of the new General Petroleum building in Los Angeles.



Enameled iron pans sheathing steel roof structure (above) match terra cotta building (below) and achieve reduction of dead load to $\frac{1}{6}$ - $\frac{1}{7}$ of terra cotta weight



Use of some 30 tons of sheet steel, covering an area of 25,000 sq. ft., reduced the weight of the roof structure to between $\frac{1}{6}$ - $\frac{1}{7}$ that of a similar structure built of terra cotta with necessary steel supports.

Considerable economy in construction cost is also reported from the use of *Seaporcel* pans, which are said to be indistinguishable from the terra cotta of the rest of the building. *Seaporcel* Metals, Inc., 28-20 Borden Ave., Long Island City 1, N. Y.

(Continued on page 180)

COME ON IN... the view is fine!

Whose point of view? Everybody's! The architects . . . the store-owner . . . the store's customers. That's the kind of "triple play" many of America's most notable firms expect when they "call for Bergen".

The People's Store of Charleston, W. Va., was no exception. It stands now as the finest store in the South. {We still think the view is swell . . . see the photo above.}

Before we've finished with our say, let's not forget to mention the point of view of another mighty important individual: the comptroller. He likes us because he knows Bergen is easy on budgets.

Well, that tells the whole story. Except to remind you again that if you want to work with the foremost maker of custom store equipment . . . call for Bergen!

Write for our Portfolio of "Jobs Well Done". It's worth seeing.



Bergen—sure the success of your modernization program with

Architectural woodwork that makes the designer's plan an enduring reality

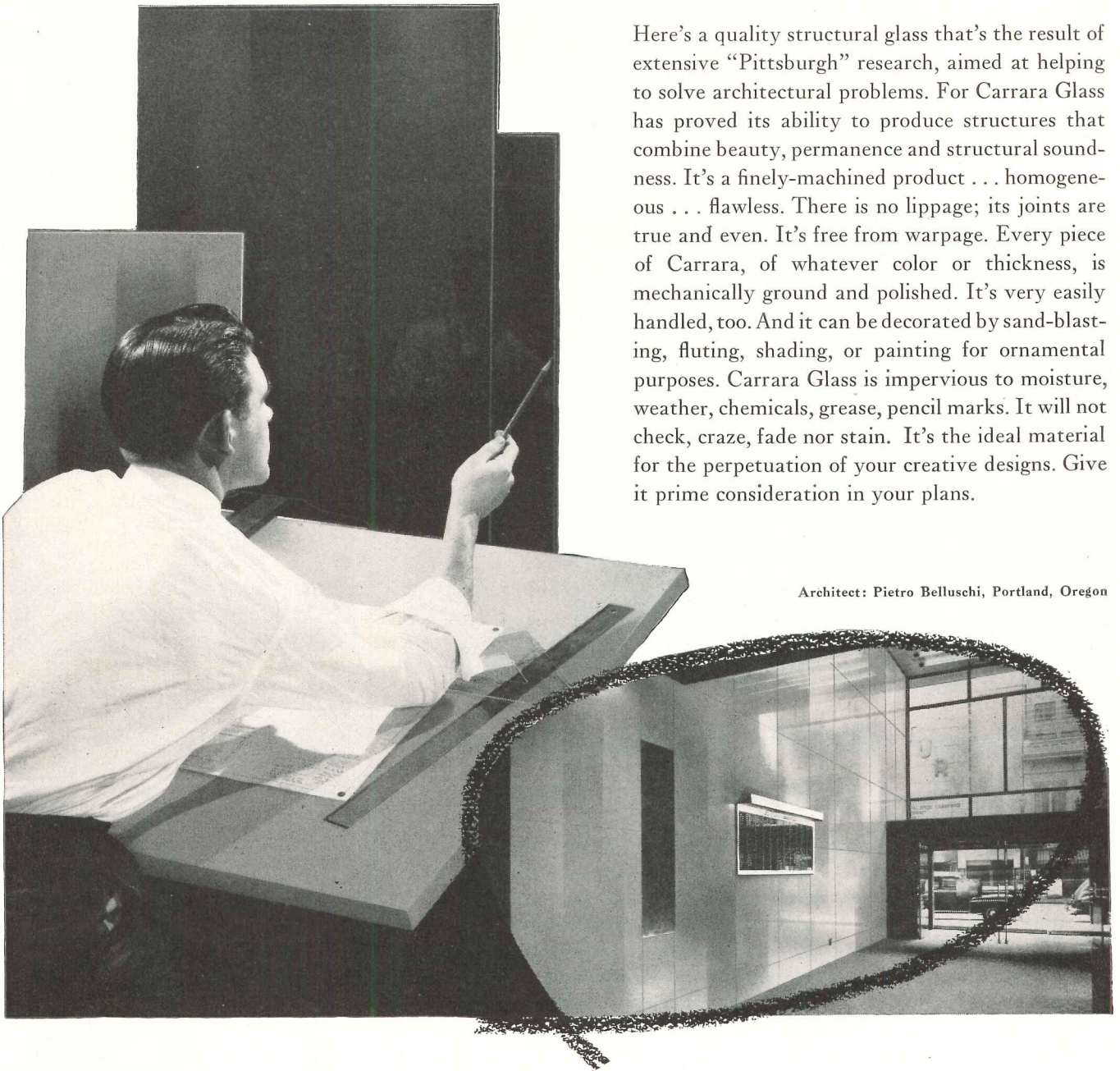
1552-56 BERGEN STREET, BROOKLYN, N. Y. • Phone: PResident 2-3121

FOR BEAUTY, PERMANENCE AND SOLIDITY

— *design it with Carrara Glass*

Here's a quality structural glass that's the result of extensive "Pittsburgh" research, aimed at helping to solve architectural problems. For Carrara Glass has proved its ability to produce structures that combine beauty, permanence and structural soundness. It's a finely-machined product . . . homogeneous . . . flawless. There is no lippage; its joints are true and even. It's free from warpage. Every piece of Carrara, of whatever color or thickness, is mechanically ground and polished. It's very easily handled, too. And it can be decorated by sand-blasting, fluting, shading, or painting for ornamental purposes. Carrara Glass is impervious to moisture, weather, chemicals, grease, pencil marks. It will not check, craze, fade nor stain. It's the ideal material for the perpetuation of your creative designs. Give it prime consideration in your plans.

Architect: Pietro Belluschi, Portland, Oregon



Carrara *the quality structural glass*



PAINTS • GLASS • CHEMICALS • BRUSHES • PLASTICS

PITTSBURGH PLATE GLASS COMPANY

(Continued from page 178)

BOILER-BURNER UNIT


A boiler-burner unit for residential hot water and steam heating systems, the *Smith-Mills "100"* oil unit, features an empowered brick combustion chamber which is said to generate a clean oil flame and transfer the heat of the flame to the boiler sections with maximum efficiency.

This chamber is backed with insulating material furnished with the unit, so

that while temperatures in the heart of the chamber may reach 2000 degrees F., the outside foundation walls remain cool to the touch.

A bottom fire brick plate is designed to act as a template and assure rapid, accurate assembly of the chamber. Boiler flue passages of extra length permit additional reduction of temperature of the flue gases until they finally reach the chimney with most of the heat extracted.

WEATHER STRIPS FOR SLIDING DOORS



Everyone Wants Sliding Doors!

"ACCURATE" ASSURES OPERATING EFFICIENCY

Everywhere, more architects are specifying sliding doors to open on terraces, patios, balconies, porches. An unexcelled feature for clubhouses, finer residences, sanitariums and similar buildings. "Accurate" has played a major role in promoting the use of exterior sliding doors by assuring more efficient, smoother gliding operation, *plus wholly weatherproof qualities*, backed by numerous patents. 43 years' experience in making better metal weather stripping for windows and doors establishes "Accurate" as the pioneer manufacturer in this field.

WRITE FOR SPECIAL FOLDER



ACCURATE METAL WEATHER STRIP CO., Inc.

215 EAST 26th STREET, NEW YORK 10, N. Y.

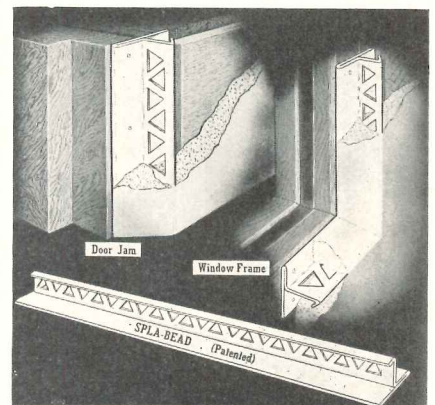
The unit, available with either flush or extended type jacket, comes with either a tank or tankless hot water heater completely enclosed in the rear section of the boiler. The H. B. Smith Co., Inc., Westfield, Mass.

STEEL MOLDING

A flexible steel substitute for wooden molding around doors and windows is reported by the manufacturer to cut labor costs by 75 per cent.

Spla-Bead is nailed directly to the woodbuck and jam and is designed to provide a secure bond and key for plaster around doors, windows, or other wall openings.

Steel molding nailed to door jam and window frame forms bond and key for plaster



With *Spla-Bead*, the work of countersinking nails and puttying, sanding and lathing around doors and windows, mortising corners, and making joints for base molding all are eliminated. *Spla-Bead* can be run clear to the floor and can be cut and bent for corners.

Galvanized steel, 28-gauge, is used to make the new molding. Plasterbead Corp., 333 E. 2nd St., Los Angeles 12, Calif.

ANTENNA SYSTEM FOR APARTMENT TELEVISION

Multiple installations of television and FM receivers are reported to be simplified and made less expensive with the *Multicoupler*, a new antenna system for apartment house roofs.


As many as 24 television receivers from one antenna should be possible with the *Multicoupler*, according to the manufacturer, who points out that his product will eliminate the need for many unsightly antenna arrays, at the same time making possible many multiple installations which were previously prohibited by the high cost of earlier systems.

(Continued on page 182)

DE LUXE LIGHTING FROM AN INCONSPICUOUS SOURCE...

LOW BRIGHTNESS

DAY-BRITE ALUMINUM TROFFERS



FUNCTIONAL... AND HARMONIOUS!

Day-Brite diffuse Alzak aluminum troffers provide extremely low contrast between light source and surrounding ceiling. That means smooth, *unobtrusive* lighting without glare or glare . . . a fixture that lends subtle beauty to architectural treatments.

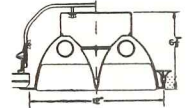
And! . . . the parabolic design provides *accurate control* of light distribution. Light weight, durable, easy to install and maintain . . . these Day-Brite aluminum troffers are setting the pace where premium lighting at economical cost is called for.

Right now . . . TODAY . . . write for descriptive Bulletin 20-B. Address Day-Brite Lighting, Inc., 5465 Bulwer Ave., St. Louis 7, Missouri. In Canada: Amalgamated Electric Corp., Ltd., Toronto 6, Ontario.

DISTRIBUTED NATIONALLY BY LEADING ELECTRICAL WHOLESALERS

DAY-BRITE ALUMINUM RECESSED TROFFERS

For two 40-watt fluorescent lamps . . . single unit or continuous installations. Snap-in type for Tee-Bar construction and flange type for acoustical or plaster ceilings. Wired with certified ballasts (ETL approved), sockets, and NO-BLINK type starters. Knockouts provided for feed connections. Louver assembly is supported by spring tension clips for easy removal and replacement without tools.



IT'S EASY TO SEE WHEN IT'S

DAY-BRITE
Lighting



339

(Continued from page 180)

Containing only eight tubes, each unit will serve up to eight television sets, and as many as three units may be used in cascade to permit the simultaneous operation of 24 television receivers from one antenna.


Units can be installed in a central location or placed adjacent to each group of from 8 to 24 apartments. Television Equipment Corp., 238 William St., New York 7, N. Y.

LAMINATED BEAMS

Glued, laminated beams with a camber of 2 ft. were used in the construction of St. Joseph's School in Chicago.

Six beams 53 ft. long and 3 ft. high at the center line were used. The lamination totaled 24 plies of 2-in. stock held together entirely by glue, without nails, bolts or rings.

After the beams are glued, they are



Glued beams for roof structure of school

planed down $\frac{1}{4}$ in. to produce a smooth, glass-like finish that accentuates the grain of the wood. They are then treated with a liquid preservative for protection against termites, fungus, dry rot, etc. Finally, stain, wax or varnish is applied.

The glued beams obviate the necessity for bowstring trusses and a finished ceiling, the beams being left exposed. American Roof Truss Co., 6844 Stony Island Ave., Chicago 49, Ill.

CARS STACKED FOR PARKING

Steel-fabricated storage racks with space for cars four deep are combined with a hydraulically-operated mobile elevator to provide a new solution for the problem of metropolitan parking.


Installation costs of *Pigeon Hole Parking* are estimated to be one-tenth or less than the cost per car of building a ramp-type garage, and maintenance costs are also expected to be considerably less.

A small car lift within the mobile elevator slides out beneath the car to be parked, lifts it a few inches off the ground and carries it into the main elevator. The mobile elevator then moves sideways along standard railroad track, lifting to any of the four levels.

When the desired stall is reached, the car lift carries the car into the stall and sets it down. Average time for this complete operation is reported as 30 seconds.

(Continued on page 184)

Cars are stacked four deep in steel racks



the pattern of Van progress

● A glance at these two steamers tells a quick story how Van has led the kitchen equipment industry for more than a hundred years. As new arts and metals have developed Van has incorporated them into instruments of convenience for their customers. Witness the revolutionary new automatic Van steamer . . . each compartment individually controlled.

● Nationally Van has won the respect of hospital administrators and their architects. When you have a food service problem a Van kitchen engineer is ready to assist you and your architect.

The John Van Range Co.

EQUIPMENT FOR THE PREPARATION AND SERVING OF FOOD

DIVISION OF THE EDWARDS MANUFACTURING CO.

Branches in Principal Cities

429 CULVERT STREET

CINCINNATI 2, OHIO


Tested and proved
acoustical materials
to meet every building
code, specification
and sound conditioning
requirement
—installed with the skill
that reflects
25 years of experience
and hundreds of
thousands of successful
installations!

**ACOUSTI-CELOTEX
FISSURETONE**




is a totally new mineral fibre acoustical tile. Attractively styled to simulate travertine, it beautifies any interior and effectively controls sound reverberation. Light weight, rigid and incombustible, it is factory-finished in a soft, flat white of high light-reflection rating. The handsome fissured surface can be cleaned and painted with brush or spray.

**ACOUSTI-CELOTEX
MINERAL TILE**



is made of mineral fibre, felted with a binder to form a rigid tile with a universal rating of incombustibility. Perforated with small holes extending almost to the back of the tile, high acoustical absorption is provided together with unrestricted paintability by either brush or spray method.

ACOUSTEEL



combines a face of perforated steel with a rigid pad of sound absorbing Rock Wool to provide excellent sound absorption, together with attractive appearance, durability and incombustibility. The exposed surface of perforated steel is finished in baked-on enamel. Acousteel is paintable, washable, cleanable.

**ACOUSTI-CELOTEX
FLAME RETARDANT TILE**



is a cane fibre tile with a flame retardant surface. This tile meets all requirements for *Slow Burning* rating as stipulated in Federal Specifications SS-A-118a. It may be washed or repainted without impairing its flame retardant characteristics—and without loss of sound absorbing capacity. Supplied in all sizes and thicknesses of regular cane tile.

**ACOUSTI-CELOTEX
CANE FIBRE TILE**



is a light weight, rigid unit, combining acoustical efficiency with a durable, smooth surface. Perforations (to within $\frac{1}{8}$ " of the back) assure repeated paintability and ease of maintenance. Available in a variety of sound-absorbent ratings. Rot proof and vermin proof (patented Ferox process).



ACOUSTI-CELOTEX
TRADE MARKS REGISTERED U. S. PAT. OFF.

Sound Conditioning Products

PRODUCTS FOR EVERY SOUND CONDITIONING PROBLEM

120 S. La Salle St., Chicago 3, Illinois • Sound Equipments, Ltd., Montreal, Quebec, Canada

Capable of carrying the longest automobiles made, the mobile elevator is 19 ft. long, driven by hydraulic equipment powered by a 30 hp motor. The smaller lift is powered by a 3 hp motor; and runs on fiber wheels to make the operation almost noiseless.

Automatic catches are said to make it impossible for the mobile elevator to drop more than one level in case of breakdown, and the car is securely

blocked while in the storage rack. The unit is said to be equipped with all the latest locks, blocks, and safety devices to protect the cars it stores.

Car owners benefit from a parking system which never requires the operator to enter the car, so that valuables can be securely locked inside, and which eliminates possibility of damage to the car from "careless driving" by attendants. Cars are easily accessible at all

(Continued from page 182)

times, since no other cars need be moved to clear the way.

Designed for a rectangular-shaped lot, the unit offers storage racks built in sections of two or more, each sub-section holding four cars. Storage racks are also available almost double in length for putting two cars in each stall. The Peters Company, Portland, Ore.

COTTON ACOUSTICAL TILE

Sound control through application of a new acoustical principle which creates interiors that are "alive" is the achievement reported for a cotton-base acoustical tile now on the market.

The tiles, made in units 12 in. sq., each weighing only 3 oz., are said to preserve the life, tone and naturalness of voices and music instead of merely deadening sound.

In effect, according to the National Cotton Council, the cotton tile filters out harshness, reverberations and echoes, leaving the vocal and musical tones at their best.



Cotton acoustical tile in radio studio

Diaphragmatic action of the tile's surface, like the action of the diaphragm of a loud speaker, is said to provide acoustical correction.

A special adhesive designed to keep the tile permanently in place is applied to the lips of the tile either by hand or with a caulking gun.

Maintenance cost is said to be low. The tile may be cleaned with a vacuum cleaner and may eventually be painted with a non-oil paint without impairment of its acoustical qualities. The National Cotton Council, P. O. Box 18, Memphis, Tenn.

ASBESTOS BUILDING BOARD

Integrally colored asbestos-cement sheets for interior use, described as ideal for kitchens and bathrooms, is highly resistant to fire and immune to moisture.

(Continued on page 186)

Cabot's stains

lasting
beauty
for
low cost
homes!

Cabot's Creosote Stains



Architect: Jerome B. Foster, Winchester, Mass.

cost only 1/3 as much as good paint . . . produce a striking and practical finish for wood siding, clapboards and shingles. Cabot's Stains penetrate deeply . . . bring out all the natural beauty of the grain and texture.

Available in a wide range of colors, from brilliant hues to weathering grays and browns.

Cabot's Stains are made with a high proportion (60% to 90%) of creosote oil which gives years of protection against decay and termites. Cabot's Stains go on easily . . . won't blister or peel, even on unseasoned lumber!

WRITE TODAY for color card and complete information.

Samuel Cabot, Inc.

922 Oliver Building, Boston 9, Mass.

New York

Minneapolis

Chicago

**WHEN YOU'RE FIGURING
CABLE COSTS* USE THESE FACTS
ON FILE ABOUT OKONITE**

4700 feet of
Okonite Underground Cable
in service since 1908.....
Removed and Re-Used in 1948

2000 feet of Okovar
Varnished Cambric Cable
Installed Overhead and
put in service in 1927.....
Removed and Re-Used in 1948.

*with today's installation costs
only the **Longest-Lived**
will be economical

The lifetime cost of a cable rather than its first cost is the only true measure. Okonite wires and cables, built to stand up better and longer, can offset high installation costs.


In the files of The Okonite Company are a number of case histories that tell their own story of the long life—the real yardstick of cable economy—that you can count on with Okonite. The two instances cited above are from the records of a single customer.

They are two of eleven instances of cables long used and transferred to new locations by this customer, who has re-installed more than 24 miles of such Okonite cable.

Building true value into cable has been Okonite's business since 1878. What goes into an Okonite cable to make it do a better job... what tests it must pass... what care is taken to control its electrical characteristics—all this and other data are found in Research Bulletin AR-101. For a copy, address The Okonite Company, Passaic, New Jersey.



Okonite rubber insulated lead-covered underground cable.



Okovar varnished cambric lead-covered aerial power cable.

THE BEST CABLE IS YOUR BEST POLICY



OKONITE  **SINCE 1878**

insulated wires and cables

7421

(Continued from page 184)

Decorative Flerboard, which has a mottled appearance with a soft gloss finish, is available with either a smooth or a tile scored surface in gray, green, buff or rose.

Applied by nailing or cementing, the sheets can be worked with ordinary carpenter tools.

Plain sheets are 4 by 8 ft. and $\frac{1}{8}$ in. thick; scored sheets with a 4-in. square pattern are 4 by 4 ft. and $\frac{1}{8}$ in. thick.

Johns-Manville, 22 E. 40th St., New York 16, N. Y.

ACCORDION INSULATION IN NEW WIDTH

Infra accordion-type, aluminum reflective insulation is now being made in a 12-in. width in addition to the 16- and 24-in. sizes.

Thick, tough aluminum sheets with a bursting strength of 17 lb. per sq. in. are

used for *Infra* Insulation. This aluminum foil used by *Infra* is reported to have zero permeability to any gas, whether water-vapor, cold air or warm air.

According to laboratory tests reported by the manufacturer, *Infra* is equivalent to: more than 6 in. of rockwool for down heat flow, 4 in. of rockwool for up heat flow, and $3\frac{1}{3}$ in. of rockwool for lateral heat flow. *Infra* Insulation, Inc., 10 Murray St., New York, N. Y.

WEATHERSTRIP RAIL

An improved, friction-type, double-hung window for low cost housing is said to be possible with *Seal-Rite*, a one-piece, channelled, metal weatherstrip rail which is made to be cut to length to fit any window casing.

Both the top and the bottom sash slide in the pre-formed channels of this vertical compression rail, which serves both sashes, with the parting stop integral with the vertical rail itself.

Two continuous rubber strips, placed on the back of the vertical rail opposite the stiles of the sash to function as springs, provide pressure for holding the sash in the desired position at all times.

Installation of the channel rails in both sides of the window is planned to insure even pressure against both sides of the sash at all times.

Ease of installation, draft prevention, resistance to dust and noises are all listed as features of the *Seal-Rite* construction. *Seal-Rite* Mfg. Co., 600 Michigan Bldg., Detroit 26, Mich.

Rubber strips insure even pressure on sash



NO VISIBLE WEAR

AFTER 30 YEARS OF CONSTANT USE!

Stairs get a lot of punishment in 30 years under the thousands of busy feet which go up and down them—year in, year out. Yet this unretouched photograph (just taken) of the "Feralun" stair treads, installed 30 years ago in the plant of the Dennison Manufacturing Co. at Framingham, Massachusetts, shows no evidence of more than a quarter-century's "foot traffic." 30 years of resistance to wear! 30 years of non-slip underfoot safety! Good for many years to come!

Examples like this show why architects, engineers and builders insist on "Feralun"* treads, nosings and plates. Made of cast iron with wear-resistant abrasive particles embedded in walking surfaces, "Feralun" provides a sure-footed "grip" that keeps feet from slipping—and wears and wears. The coupon below will bring you full information on "Feralun." Send it today.

*Also available in Bronze—(Bronzalun), Aluminum—(Alumalun), and Nickel Bronze—(Nicalun). ®


AMERICAN ABRASIVE METALS CO.

IRVINGTON 11, N. J.

AMERICAN ABRASIVE
METALS CO.
470 COIT STREET
IRVINGTON 11, N. J.

Gentlemen: Please send me full information on Feralun. (AR 9-49)

NAME TITLE.....
COMPANY
ADDRESS
CITY STATE.....

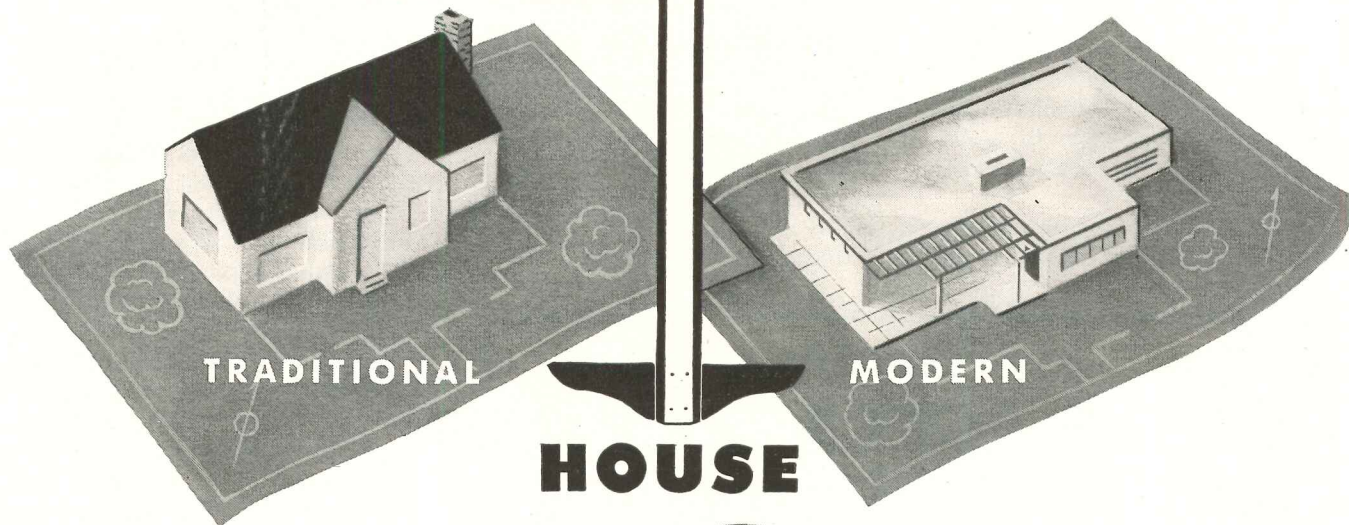


WATER SOFTENER

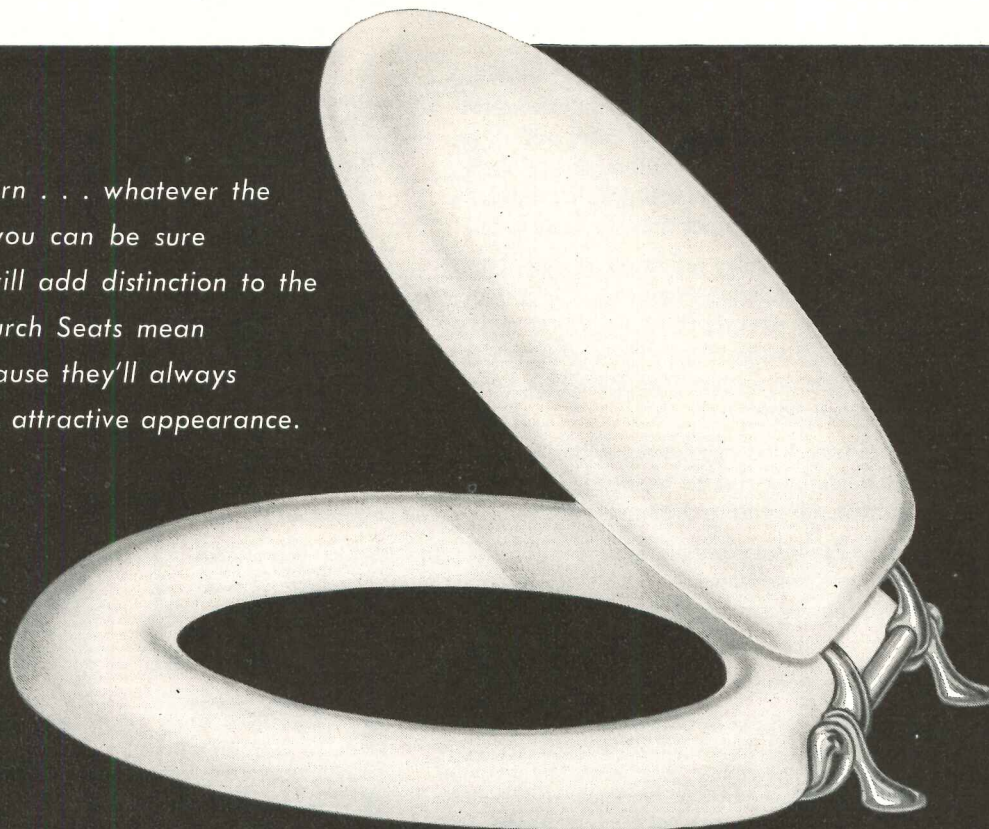
Softenal, a new water softener and conditioner, is reported to soften the hardest of water and simultaneously re-

(Continued on page 188)

THE BEST SEAT IN THE



Traditional or Modern . . . whatever the architectural style, you can be sure that Church Seats will add distinction to the bathroom. And Church Seats mean satisfied clients, because they'll always keep their gleaming, attractive appearance. The first cost is the last cost.



Church Mol-Tex
No. 900

Church Seats

C. F. CHURCH MFG. CO. HOLYOKE, MASS.
Division of AMERICAN RADIATOR & Standard Sanitary CORPORATION

Serving home and industry: AMERICAN-STANDARD • AMERICAN BLOWER • CHURCH SEATS • DETROIT LUBRICATOR • KEWANEE BOILER • ROSS HEATER • TONAWANDA IRON

(Continued from page 186)

move iron, manganese, light sediment and other impurities found in ordinary water supplies.

Ultra-high-capacity zeolite softening material, once used only for industrial softening applications, is furnished with this softener, which can be regenerated by a single-lever master control valve.

Enough salt for at least six regenerations is contained in the salt brine tank,

and the zeolite is said to be permanent, lasting as long as the installation.

The Softenal is made in four sizes, with softening capacities between regenerations varying from 30,000 grains to 90,000 grains.

Heights of the units vary from 52 to 55 in., and the largest of the units requires a floor space of 22 by 38 in., the smallest, 16 by 26 in. Crane Co., 836 S. Michigan Ave., Chicago 5, Ill.

PACKAGED BATHROOM

Ad-a-Bath, a fully-equipped packaged bathroom, can be added as an extra room to any house which has electricity and running water.

A complete room, including walls, floor and roof, with bathroom fixtures, plumbing and wiring already installed, *Ad-a-Bath* is factory built and can be placed on a permanent foundation and attached to the existing house.

Four simple utility connections take care of plumbing and wiring, and a special system of joining connects the entire room to a house of any type, whether frame, brick, stucco or veneer.

Fittings include bathtub of stainless steel finished with stain proof porcelain enamel, lavatory, stool, built-in electric heater and built-in medicine and linen cabinets.

Walls, ceiling and floor are fully insulated, plumbing is copper and brass, and accessories are chrome-plated. Towel bar, soap dish, tub grab bar and a toothbrush and tumbler holder are all factory-installed.

Savings of 30 to 40 per cent compared with a bathroom built in the conventional manner are effected because on-site labor can be finished in less than a day, the manufacturer reports. Builders Manufacturing Co., Bremen, Ind.

Prefab bathrooms come fully equipped



ELECTRIC AIR FILTER

An electric air filter especially designed for use with packaged 3- and 5-ton air conditioners, *Model 904 Trion*, was recently shown for the first time at the Store Modernization Show in New York.

The *Trion* is said to handle air volumes up to 2000 cfm at 90 per cent efficiency, removing dust, dirt, soot, smoke, pollen and air-borne bacteria.

Described as suitable for commercial and other installations where space is at

(Continued on page 190)

DON'T FORGET THAT

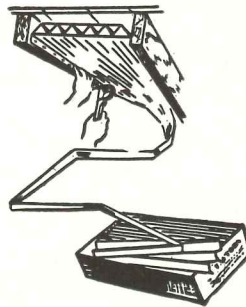
HEAT RAYS HAVE NO TEMPERATURE

Most heat that warms dwellings and working spaces in winter, and makes them uncomfortable in summer, comes from infra red rays; invisible radiations from radiator, furnace, flame, electric device, sun, human beings, animals, wood, plaster... anything warmer than absolute zero.

Only when that infra red ray is absorbed into a surface is heat actually produced. The surfaces of most objects absorb more than 90% of the heat rays which strike them. These objects then emit or radiate more than 90% of heat rays from their other surfaces.

That is why *Infra* Insulation, which absorbs and emits ONLY 3% of radiant heat, is so useful as insulation, confining winter heat where it is wanted, preventing the intrusion of unwelcome summer heat rays.

Infra is also most effective in preventing heat flow by convection and conduction. These however, play only minor roles in the flow of heat through building spaces.



Permanent in Insulation Values

Infra's multiple separated aluminum sheets provide 4 reflective spaces and 4 reflective surfaces, each non-condensation-forming. Two sheets of aluminum and the accordion partition block convection currents. *Infra's* triangular reflective air spaces and small mass eliminate conduction as a problem.

INFRA C FACTORS AND ROCKWOOL EQUIVALENTS

- C.052 Heat Flow Down, equals 6" Rockwool.
- C.093 Heat Flow Up, equals 3½" Rockwool.
- C.10 Lateral Heat, equals 3 1/3" Rockwool.

MULTIPLE ACCORDION ALUMINUM &
TRIANGULAR REFLECTIVE AIR CELLS

Infra INSULATION, INC.
10 Murray St., N. Y., N. Y.

WRITE

Infra for details and FREE COPY of "Bulletin No. 38," issued by the National Housing Agency of the Government, reporting tests of Aluminum Insulation made by the U. S. Bureau of Standards, and dealing principally with the problems of heat transfer and condensation.

Address Dept.
AR

LOOK BEYOND BTUs

when selecting Unit Heaters



* For maximum comfort and lowest operating cost, temperature of air leaving unit heater should be between 110°-120° F. at standard conditions.

Here's what you get with Modines!

• LOWER OPERATING COSTS

Modine Unit Heaters deliver heat down into comfort zones where heat is needed instead of wasting it on ceilings or above the heads of room occupants. *This means lower fuel costs!* Only unit heaters with sufficient air velocity and correctly related outlet temperatures can give you this performance.


High quality split-phase or capacitor motors (instead of less expensive shaded-pole motors) are used on all but the smallest Modine Unit Heaters. *This means lower power and motor maintenance costs!*

• UNIFORM HEATING COMFORT


Overheated outlet air is buoyant and rises quickly. Underheated air feels "chilly." Similarly, excessive air velocity causes drafts, while air delivered with insufficient velocity fails to reach the floor.

Because Modine outlet temperatures and velocities are *right*, and correctly related to each other, hot blasts and cold drafts are avoided. Floors are kept comfortably warm. Heating is uniform in all parts of the room even in coldest weather.


WHY MODINES LAST LONGER



Entire condenser is pure copper and copper alloy . . . for maximum resistance to electrolysis and corrosion. Tubes are red brass; fins and headers, copper.



Differential expansion stresses are safely absorbed by bends in individual tubes and are not transmitted to tube-header joints to cause condenser fracture.



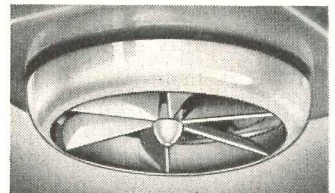
Fins are permanently bonded to tubes with metal. All condenser joints are brazed. There are no screwed or expanded joints to weaken condenser structure.




Parker-Bonderizing protects castings and sheet metal parts against formation and spread of rust. Anchors paint to steel. Prolongs original attractive finish.




Modine quieter operation is a result of scientifically sound-silencing air rush noises. Motor vibrations are effectively absorbed and dissipated by rubber mountings and resilient motor suspension.



Control of heat distribution on vertical models is provided by a built-in adjustable radial deflector assembly, furnished at no extra cost. You can beam, flood or gently diffuse heat as required.



Direct-from-pipe suspension without other supports is safe and practical with Modine Horizontal models. This cuts installation costs and permits easy redirection of heat over a 360° range.



Built-in Velocity generator effectively increases heat throw without increasing power requirements. Outlet air retains a large share of its initial velocity to penetrate cold air strata near floor.



Get new Modine Unit Heater, Bulletin today! Also available — "How To Evaluate Unit Heater Performance Characteristics." Your Modine Representative listed in Classified section of phone book. Or write Modine Mfg. Co., 1510 Dekoven Ave., Racine, Wis.

Modine UNIT HEATERS

U-103

(Continued from page 188)

a premium, the model has a cabinet 30 in. wide, 19 $\frac{3}{16}$ in. deep, and 87 $\frac{1}{2}$ in. high. Trion, Inc., 1000 Island Ave., McKees Rocks, Pa.

NEW COLORS FOR SIDING


Asbestos-cement siding is being offered in three new colors in both *Colonial* (wave line) and *Weatherboard* (straight edge) design.

Pastel green, pastel ivory and steel

gray siding is now available in 12 in. by 24 in. panels. Stainless steel face nails are supplied. The Ruberoid Co., 200 Fifth Ave., New York 18, N. Y.

TUBING CLAMP

Complete flexibility of installation is said to be insured when the new *Uni-Strut* spring steel clamp is used in conjunction with slotted steel channels to rack tubing in sizes from $\frac{3}{16}$ to 1 in. OD.



Spring steel clamps rack tubing in channel

Individual fastening of each tube, re-spacing, relocation, or removal are reported to be possible in a matter of seconds with the clamp, which is designed to allow contraction and expansion while holding tubing firmly in place.

Rack can be mounted or hung in any position, and where two pieces of channel are spot-welded back to back, tubing can be racked on both sides. Uni-Strut Products Co., 1013 West Washington St., Chicago, Ill.


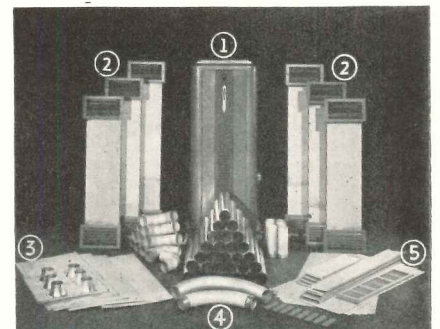
WARM AIR HEATING

Blend-Air, automatic, warm air heating for homes has three basic parts; a streamlined, airtight furnace; a system of factory-made supply ducts only 3 $\frac{1}{2}$ in. in diameter; and a series of blending units in which heated air from the furnace is mixed with air taken from the room.

After being forced through the small ducts into the blender unit at temperatures up to 195 degrees F., the heated air passes through a nozzle, causing room air to be sucked through a grille into the blender, where heated air and room temperature air are thoroughly mixed.

(Continued on page 192)

Heating system for 5-rm. house: (1) oil-fired furnace (55,000 Btu output); (2) concealed-type air blenders; (3) bonnet assembly; (4) standard 3 $\frac{1}{2}$ -in. ducts (pyramided), elbows and fittings; (5) return duct and grille, and accessories



New!


New . . .
larger refrigerator
with stainless steel
frozen food locker

MURPHY-CABRANETTE KITCHENS

Series 60—Model C

Never before has so much capacity . . . so much convenience . . . been offered in a 5-foot kitchen. No single facility has been featured . . . no requirement has been skipped. Cooking, refrigeration, storage and work space . . . all are ample and in balance. Minimum maintenance costs proven in more than 25 years of trouble-free operation in rental properties. Other models available 39 to 69 inches wide.


DWYER PRODUCTS CORPORATION
Dept. R9 — MICHIGAN CITY, INDIANA



MODERN DESIGN *plus* **SOLID SECURITY**

The new home of the First Security Bank, Ogden, Utah, is another example of how modern architectural design and Herring-Hall-Marvin equipment complement each other.

The massive stainless steel vault entrance, with its exclusive improved interlocking vestibule construction, and the double-nose lock safe deposit boxes, also in oil-free stainless steel, provide the solid security that today's bank architecture expresses.



If your plans call for a new vault or other new protective equipment, help yourself to our experience and engineering counsel in selecting and installing this equipment. No obligation.

WRITE TODAY for our newest booklet... "GUIDE FOR PLANNING MODERN BANK VAULTS."

HERRING · HALL · MARVIN SAFE CO.

General Office & Factory HAMILTON, OHIO

BRANCHES in: New York, Chicago, Boston, Washington, St. Louis, Atlanta, Houston, Philadelphia, San Francisco, Los Angeles, Detroit, Pittsburgh, Omaha, Minneapolis,


OTHER AGENCIES ALL OVER THE WORLD.

QUALITY LOCKS

from ADAMS-RITE


THE ORIGINAL RITE-LOCK® for SLIDING DOORS

Single assembly easily installed by simple cut-out, even in narrow stiles. No mortising. 3 types fit doors 1 1/8" — 1 3/8" thickness, with a 3/4" wardrobe type. Latch and thumb button types with emergency unlocking feature adaptable to either hand. Pin tumbler cylinder in escutcheon is optional. Exterior parts solid brass. Escutcheons measure 4 1/2" x 2 7/8".



MINIMUM BACKSET DEADLOCKS FOR STANDARD CYLINDERS

Can Be Keyed to Any Job



For narrowest extruded aluminum, structural steel and wood stiles. Series 970 Deadlocks for standard cylinders have 1 1/8" backset, 1 1/8" depth. Fifteen other standard backsets to 1 3/4". Series 980 identical

except for 3/4" dia. pin tumbler cylinder and 1 3/8" backset. Rugged steel and brass construction, armored bolt with 5/8" throw, bronze or aluminum face and strike. Radius, flat and bevelled faces interchangeable.

TEMPERED GLASS DOOR DEADLOCK

Takes the place of 2 locks. Has single or double bolts and 1 or 2 cylinders. Handle operates bolts in sequence, cylinder locks handle. Designed for and can be installed in any tempered glass door top or bottom channel. 4 sizes: 1-15/16" High x 1-13/32" Wide.



CYLINDER SLIDING DOOR LOCK

Operates by cylinder from one or both sides. Fits all standard cylinders with adapter cams furnished, (specify when using Yale). Solid bronze face, strike & bolt. Heat treated aluminum alloy case. Use your own cylinders and trim. Also used as jimmy-proof lock.

Also—Adams-Rite Solid Brass Sliding Door Flush and Edge Pulls, Surface and Jam Bolts and Ball Latches

ADAMS-RITE®
MANUFACTURING COMPANY

540 W. Chevy Chase Dr., Glendale 4, Calif.

(Continued from page 190)

When it enters the room by means of a grille at the opposite end of the mixing chamber, the blended air has a temperature of 135 degrees F. and a velocity of 300 ft. per min. Each hot air run will deliver up to 10,000 Btu per hr.

Because the blender units recirculate air, only one short return duct to the furnace is normally required.

Simplicity of installation of the completely pre-engineered heating system is reported to be one of the most appealing features of Blend-Air.

The ducts come in convenient lengths and fasten together with simple clamps. Pre-engineered ells and flexible metal tubing take the runs around corners and construction obstacles. Return ducts and the furnace plenum chamber are packed in flat cartons for quick assembly on the site. There are special take-off fittings to speed up attachment of supply ducts to plenum chamber.

The three types of blender units available include a telescoping model designed for new house construction which fits between the studs of wall so that when the wall is finished only the two grilles are visible. Compressed, the unit is 48 in. high; it may be extended to 86 in. Another unit, 28 in. high, can be recessed in a wall; and a third, designed for use in existing houses, has an all-metal cabinet 32 in. high, which sets against the wall with no cutting required.

The entire system is operated by automatic room temperature controls which are said to be sensitive to a change of only 2F. The Coleman Co., Inc., Wichita 1, Kans.

DDT IN PAINT

Two interior paints are reported to have superior insecticidal properties through the incorporation of DDT.

The flat paint and the gloss enamel now available will soon be followed by a semi-gloss enamel, according to the manufacturer, who stresses that these paints are formulated for durability, serviceability and ease of application as well as for maximum toxicity to insects.

Films continue to be toxic even after washing with soap and water; and their long toxic life is said to be insured because the DDT crystals migrate very slowly and uniformly to the surface, and are anchored there. Sunoco Products Co., Hartsville, S. C.

GET

Lowest Power Costs!!

INSIST ON

TODD BURNERS

-GAS OR OIL

Whether you burn gas, oil or a combination, you'll be amazed how Todd Burners cut your fuel and maintenance costs . . . give you savings up to 10%, increased power capacity. For utmost economy in your boiler plant—let skilled Todd specialists, backed by 35 years of Todd experience, engineer your replacement of obsolete equipment or new installations.


Oil Burners

Gas Burners

Combination

Oil and Gas

Burners



COMBUSTION EQUIPMENT DIVISION

TODD SHIPYARDS CORPORATION

81-16 45th Ave., Elmhurst, Queens, N. Y.

NEW YORK • BROOKLYN • ROCHESTER
BUFFALO • HOBOKEN • NEWARK • PHILADELPHIA
HARRISBURG • YORK • PITTSBURGH • CHICAGO
RALEIGH • CHARLESTON, S. C. • BOSTON • SPRINGFIELD, MASS. • BALTIMORE • WASHINGTON RICHMOND, VA. • ATLANTA • BIRMINGHAM
DETROIT • GRAND RAPIDS • TAMPA • GALVESTON
SAN ANTONIO • DALLAS • HOUSTON • TULSA
MOBILE • NEW ORLEANS • SHREVEPORT
DENVER • SALT LAKE CITY • LOS ANGELES • SAN FRANCISCO • SEATTLE • MONTREAL • TORONTO
BARRANQUILLA • BUENOS AIRES • LONDON

WORTHINGTON

WORTHINGTON PUMP AND MACHINERY CORPORATION
HARRISON, NEW JERSEY

AIR CONDITIONING REPORT

Specialists in air conditioning
and refrigeration
for more than 50 years


New Weather-Making Plant Has Finger-Tip Control

*Thermostats Each 14 Feet, Four Fan Rooms
On Each Floor, Assure Flexibility*

A weather factory huge enough to turn out a ton of ice every day for every office in the new General Petroleum building, but sensitive enough to supply a different temperature every fourteen feet throughout the entire half-million square foot structure . . . that's the heating and air conditioning plant in General Petroleum Corp.'s new building in Los Angeles.

Basic approach in design of the equipment, which was done by the office of Ralph E. Phillips, consulting mechanical and electrical engineers, was determined by Southern California weather which may require the building to be heated and cooled simultaneously. One duct brings cooled air and the other heated air to all portions of the building.


The outlets are spaced to fit the modular design of the building which is on a 14 and 7 foot plan. Outlets are located each 14 feet on most floors; a few floors, where smaller offices



may be used, have outlets every 7 feet.

Each outlet has its own thermostatic control—more than a thousand controls altogether. Since most offices are 14 feet in width, that means each office can choose its own weather.

The controls operate dampers



which automatically mix the hot and cold air to provide the desired temperature. A minimum of six and an average of eight complete air changes hourly are provided.

Feeding the air to the twin-duct system are 48 fan rooms. Four are located on each floor from the second to the top floor of the 13-story building. Each fan room contains heating and cooling coils and a 3 horsepower electrically driven fan flowing 7500 cfm.

The refrigeration plant consists of three Worthington 300-hp centrifugal compressors, using "Freon 11", with a capacity of 333 tons each. Chilled water from the refrigeration plant is circulated to the cooling coils in the fan rooms, from where the cooled and conditioned air is distributed throughout the building. Cooling towers are located on the roof.

W. S. Kilpatrick & Company, Los Angeles, contractors. Wurdeman & Becket, Los Angeles, Architects.


Hot News Gets Cooled Off

The Nashville Tennessean and the Nashville Banner are published in Newspaper Printing Corp.'s air conditioned building.

The entire building, with the exception of the press room with its large printing roll presses, is air conditioned with Worthington equipment. Executive offices have individual temperature control. Multiple zone control for the building is provided by using face and by-pass dampers plus hot water reheat.

Air conditioning is provided by a Worthington centrifugal refrigeration system with a 150 ton refrigeration capacity. Chilled water is distributed to nine AVY and AHY type central plant air conditioning units which have chilled water cooling coils. A Worthington chilled water pump and two tower pumps complete the equipment for the system.

Architects and Engineers: Marr & Holman, Nashville. Contractors: J. M. Gallagher Co., Nashville.



Looks . . . and Feels Different

The Kaufman Department Store in Colorado Springs, Colorado, starts its 54th year in business with a new look and a different climate. All three floors of the store are air conditioned with Worthington equipment, which includes a 6HF4 Freon-12 condensing unit and a 4HF4 Freon-12 condensing unit. The latter controls temperature of basement and first floor, the 6HF4 unit controls second floor. Zone control is used by both. Consulting engineer: Douglas Jardine, Colorado Springs, Colorado.

A9-21



WORTHINGTON




AIR CONDITIONING AND REFRIGERATION

A complete line . . . in which *all* the vital components are *made*, not just assembled by Worthington. For more worth with Worthington, see your nearby Worthington distributor (consult Classified Telephone Directory).

YOUNG

PRESENTS THE NEWEST
CONVECTOR - RADIATOR
ON THE MARKET



Shown: Type "F," one of 6 new, standardized cabinet styles for steam or hot water systems.

NEW YOUNG LINE OFFERS 8 IMPORTANT FEATURES

1. OVER-SIZE GRILLE gives greater heat delivery; louvers direct air outward.
2. EASY-TO-CLEAN CABINETS feature easy-to-remove front panels.
3. SIMPLIFIED PIPING possible with top and bottom header connections and generous cabinet knock-outs.
4. SENSITIVE HEATING ELEMENT of efficient, non-ferrous, tube-and-fin design, means quicker response to controls.
5. IMPROVED HEATING ELEMENT SUPPORTS permit quick installations and pitching adjustments.
6. MODERN CABINETS may be painted any color; corners are rounded, edges flanged for safety.
7. AIR-SEAL prevents air leaks and wall streaking.
8. DAMPER CONTROL regulates heat flow; permits individual room temperature control.

YOUNG

Heat Transfer Products for Automotive and Industrial Applications.



Heating, Cooling, and Air Conditioning Products for Home and Industry.

T. M. REG. U. S. PAT. OFF.

YOUNG RADIATOR COMPANY

Dept. 519-J Racine, Wis. Plants at Racine, Wis., and Mattoon, Ill. Sales and Engineering Offices in All Principal Cities.

**WHEN YOU SPECIFY YOUNG
YOU'RE USING THE LATEST**

Rush me full details on your new Convector-Radiator Line!

Name _____

Address _____

City _____

Zone _____ State _____

(Continued from page 194)

Standardized Buildings, in both traditional and modern styles. The standard units and optional features available are described. 8 pp., illus. Luria Engr. Corp., Dept. J-10, 500 5th Ave., New York 18, N. Y.

Dry Wall Construction

Laminated Sheetrock Wallboard, A Double Wall System. Introduces a new system in dry wall construction, job-laminated Sheetrock wallboard. The first layer is applied conventionally and then the second layer is secured to the first by a special adhesive. Illustrates step-by-step application procedure. Layout patterns are given for application of the Sheetrock layers to walls and ceilings of various dimensions. 12 pp., illus. United States Gypsum, 300 W. Adams St., Chicago 6, Ill.*

Outdoor Fireplaces

How to Enjoy an Outdoor Cook Nook. Contains detailed drawings of eleven outdoor fireplace designs, instructions and construction tips for building fireplaces of any style and size. References to commercially available metal parts accompany the fireplace designs. Accessories are described. 52 pp., illus. The Majestic Co., Huntington, Ind. 25 cents.*

Welding

Standard Welding Terms and Their Definitions. Contains standard nomenclature and definitions for terms relating to new welding developments and revised terminology for older welding processes. Included are 57 illustrations on different types of welds and welding methods. 50 pp., illus. American Welding Society, 33 W. 39th St., New York 18, N. Y. \$1.00.

Masonry


Tennessee Quartzite. Folder covering history, description and applications of Quartzite, said to be harder than granite and unusually smooth for stone. Results of laboratory tests are reported. 4 pp., illus. Tennessee Stone Co., Inc., 200 Flatirion Bldg., Knoxville 17, Tenn.*

Carpet

C Stands for Custom-Woven, Custom-Dyed Carpets. Actual installation photographs of made-to-order rugs in stores.

(Continued on page 198)

GLOBE



BRIDGE



LIFTS



In spite of trackage, you can LEVEL the flow of goods from dock to dock for your clients.

When railway cars move between docks, this Globe Bridge Lift simply lowers to track level. At press of control switch it raises to dock level for short-cut cross movement of trucks, etc. Handles up to 20,000 lbs. Can be built wide enough for two-way traffic. Write for full details.


Globe's Lifting Engineers will gladly supply estimates or suggestions for all industrial lift problems, without obligation. Write now for Bulletin A949 showing illustrations and specifications on . . .

- LOADING RAMPS
- LOADING LIFTS
- PRODUCTION LIFTS
- SIDEWALK LIFTS
- INDUSTRIAL TRUCK SERVICE LIFTS
- ELEVATORS

Globe Hoist Company

DES MOINES 6, IOWA PHILADELPHIA 18, PA.

All these New Stores were built with Q-FLOORS




Steel Q-FLOOR is shown here with suspended ceiling and a condensed presentation of mechanical equipment needed in a modern building. The steel cells are crossed by a raceway which carries wires for all electrical systems so that an outlet can be located on any six-inch area, in a few minutes. You may see Q-FLOOR fittings at any construction materials distributor for the GENERAL ELECTRIC CO.

Because their owners wanted: (1) Quick, dry, clean, noncombustible, quiet construction of Robertson steel Q-Floors . . . and (2) the savings they get when Q-Floors with structural steel frame permit occupancy 15 to 20% sooner . . . and (3) the extra revenue resulting from this earlier completion date . . . and (4) electrical availability which Q-Floor construction provides over entire floor.

Selling floors and nonselling floors can be switched overnight because an electrician drills only a small hole to establish an electrical outlet on any six-inch area of entire exposed floor. With no trenches to dig, the whole job is over in a matter of minutes.


The cost of electrical alterations is almost eliminated. And no matter how many new merchandising devices, such as television, come into retailing, these stores always will be electrically ready.

Find out how these other store owners cut their building costs and still got better merchandising facilities. Write for free Q-Floor catalog. Address H. H. Robertson Co., 2404 Farmers Bank Building, Pittsburgh 22, Pennsylvania.



CLEVELAND, OHIO

Halle Bros. Co.
architects—Conrad, Hays, Simpson & Ruth
contractor—Cleveland Construction Co.



CHICAGO, ILLINOIS

Bonwit-Teller Dept. Store
architects—Shaw, Metz & Dolio
contractor—George A. Fuller Co.

FT. LAUDERDALE, FLA.


Burdine's Dept. Store
architects—Abbott & Merkt
contractor—Caldwell & Scott






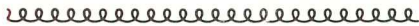
**... one of these Couch
Systems will dove-tail
with your specifications**

When plans call for mail boxes and inter-suite phone systems, look to Couch for equipment to fill the bill. If you don't find the type you want illustrated below, a Couch representative will gladly assist you.



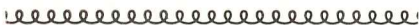
**Vestibule
Telephones**

Type 74C—Cordless type illustrated is the most popular unit... no protruding attachments... easily installed.



Tilting Mailboxes

Type 73—Post Office approved mail boxes for use with Vestibule Telephone. Features include frame separate from boxes for easy installation and tenant doors which can be set in open position for easy removal of mail.



Suite Telephones

Type 47—Cordless suite phones make a neat installation and can be provided to give a variety of service. Type 52, with the handset type instrument, provides greater convenience for particular installations.

S. H. COUCH CO., INC.

DEPT. 309A NO. QUINCY 71, MASS.

Private Telephones for Home and Office
... Hospital Signaling Systems ... Apartment
House Telephones and Mailboxes
... Fire Alarm Systems for Industrial
Plants and Public Buildings.

(Continued from page 196)

showrooms, banks, hotels, etc. Shows carpet being made and lists services provided by the manufacturer. 8 pp., illus. Rugcrofters, Inc., 143 Madison Ave., New York 16, N. Y.

Drainage

Josam Backwater Sewer Valves. Folder on equipment designed to afford protection against backwater from excessive rain, flood conditions and inadequate sewer carry-off. Detail drawings and dimensions as well as diagrams of many sizes and types are included. Floor drains to be combined with the backwater valves are also shown. 4 pp., illus., Josam Mfg. Co., Dept. AR-2, Josam Bldg., 1302 Ontario St., Cleveland 13, Ohio.*

Asphalt Roofing

Good Application Makes a Good Roof Better. Recommended application practices for various types of asphalt roofing. Includes sections on importance of proper application, key points in roofing selection and application, preparation of roof decks, specific instructions for laying both shingles and roll roofing. 24 pp. Asphalt Roofing Industry Bureau, 2 W. 45th St., New York 19, N. Y.

Insulation

Gold Bond Insulation Boards Square Footage Chart. Provides information for determining coverage provided by insulation board panels, tiles, planks, sheathing, lath and handiboard. National Gypsum Co., Buffalo 2, N. Y.*

Rock Cork Insulation. Essential data on size, temperature limits, conductivity and moisture absorption of Rock-Cork mineral insulation used for refrigeration service in food and beverage industries. Included are suggested applications for Rock Cork which comes in sheets, pipe insulation and lagging. 4 pp., illus. Johns-Manville, 22 E. 40th St., New York 16, N. Y.*

Heat Insulation

85% Magnesia Insulation Manual. Discusses application and finishing procedures, determination of correct thicknesses and maintenance for magnesia insulation used on pipes, ducts, etc. The appendix contains a discussion of practical applications of heat transmission theory, definitions of technical

(Continued on page 200)



*ONE STEP in the right
direction and you're
in comfortable, cheerful*

HOTEL CLEVELAND.

*Convenient to stores,
Public Auditorium, Stadium,
theatres. Directly connected
by covered passage to
Union Passenger Terminal,
garage, Terminal office
buildings.*

*Best choice of rooms
Thursday through Monday.
All rooms with radio...
many with television.*

*Hotel
Cleveland*

CLEVELAND, OHIO

WHY A WELL PLANNED LIGHTING INSTALLATION NEEDS CORNING

ALBA-LITE


Well planned fluorescent lighting results not only from the design and location of fixtures but also from the proper use of lighting glassware. Corning ALBA-LITE deserves special recognition for its qualities of diffusion and brightness control.

It diffusely transmits 60 to 65% of the light and diffusely reflects 25 to 35%, making its efficiency greater than 90% (the sum of reflection and transmission). This combined with even transmission and low panel brightness makes it adaptable to almost any type of fluorescent installation.

All these qualities are contained in a thin glass panel which permits shallow fixture construction, whether in fixtures or in complete ceilings. Cleaned easily, ALBA-LITE does not retain finger prints and resists weathering. It will not warp, discolor or scratch, regardless of the length of time in use. Add this to sound lighting qualities and you get efficient lighting performance.

Bulletin LS-17, now available, describes how ALBA-LITE is used for direct, semi-direct, semi-indirect lighting and completely luminous ceilings. It also covers Corning's complete line of Engineered Lightingware. You should have a copy if lighting is one of your responsibilities.

ALBA-LITE is used on almost every floor of the Esso Building, New York City; Architects: Carson & Lundin; Lighting Engineers: Pollak & Grieve; Fixture Manufacturer: Caldwell & Co., all of New York City.

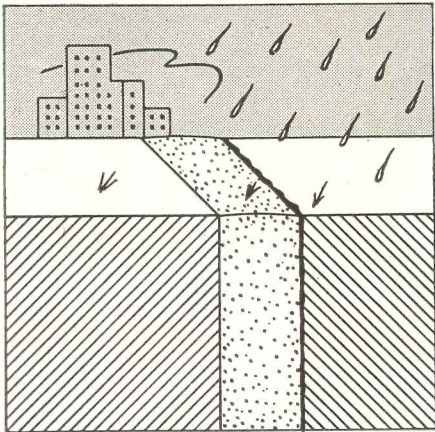


CORNING GLASS WORKS, DEPT. AR9, CORNING, N. Y.

Please send me your Data Book LS-17, "Corning Engineered Lightingware," describing MONA-LITE, ALBA-LITE and other Corning products.

NAME _____ TITLE _____
COMPANY _____
ADDRESS _____
CITY _____ ZONE _____ STATE _____

(Continued from page 198)

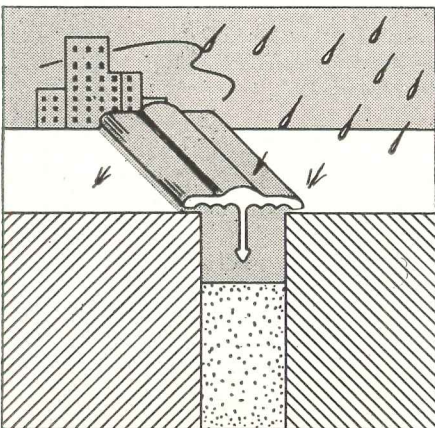


**To Prevent
Leaks in
Masonry Joints—
specify**



WEATHERCAP

• Good for the life of the building. For free sample and specification data, mail coupon.



SEND FOR YOUR SAMPLE

Minwax Company, Inc.

11 West 42nd St., New York 18, N.Y.

Please send me free sample of Weathercap with descriptive folder and specification data.

Name

Address

City

State.....

AR-9-49

terms and tabulated technical data. 96 pp., illus. The Magnesia Insulation Manufacturers Ass'n., 1317 F St., N. W., Washington 4, D. C.

Architectural Models

Visual Planning Models and Equipment. Gives complete details on lucite model buildings, planning boards, materials-handling equipment, office equipment, etc. Includes case histories on savings and efficiency accomplished by users. 32 pp., illus. Visual Planning Equipment Co., Inc., Pennsylvania Ave. at River, Oakmont, Pa.

Corrosion Protection

Prufcoat Protective Coatings. Included in this bulletin are case histories from different industries using Prufcoat coatings to combat corrosion problems. Pictures and statements tell how the coatings were used to cut maintenance costs by providing machinery, equipment, walls, floors, etc. with effective protection against corrosion from acids, alkalis, oil and water. 4 pp., illus. Prufcoat Laboratories, Inc., 63 Main St., Cambridge, Mass.

LITERATURE REQUESTED

The following individuals and firms request manufacturers' literature:

F. G. Ascher, Architect, Public Works Dept., P.O.B. 2459, Tel Aviv, Israel.

A. D. Elia, Architect, M & T Bank Bldg., Portage Road and Falls St., Niagara Falls, N. Y.

Frank R. Fazio, Architect, 504 West Pierson Pl., Phoenix, Ariz.

Leonard Lasky, Professional Engineer, 253 Cumberland St., Brooklyn 5, N. Y.

Nathan S. Levenson, R. A., 830 Jancey St., Pittsburgh 6, Pa.

N. G. Sakellar, 651-653 N. Swan Rd., Tucson, Ariz.

Saputo and Rowe, Architects, 626 Julia St., New Orleans 13, La.

Robert Sellick, Architect and Engineer, 1060 Broad St., Room 333, Newark, N. J.

Harry E. Thompson, Architectural Engineer, U. S. Corps of Engineers, 6940 Patricia Ave., Dallas, Texas.

Dale H. Watt, Registered Prof. Engr., 2140 E. 38th St., Tulsa, Okla.

The
RESTORATION
of
**COLONIAL
WILLIAMSBURG**

*A Reprint
of the December, 1935
Issue of*

ARCHITECTURAL RECORD

*104 pages, bound in cloth
\$2.50 per copy*



The Colonial Williamsburg Number of ARCHITECTURAL RECORD — issue of December 1935 — was sold out soon after publication but the entire editorial contents have been reprinted and bound in permanent book form with blue cloth covers.

Many thousands of these Williamsburg reprints have been sold but the demand continues unabated.

.....
ARCHITECTURAL RECORD
119 W. 40th Street, New York, N. Y.

Enclosed is \$..... for which send..... copies of your reprint, *The Restoration of Colonial Williamsburg*, bound in cloth, at \$2.50 per copy. (Add 2% Sales Tax for New York City deliveries.)

Name.....

Address.....

City and State.....A.R. 9-49

Announcing the **GOLD BOND TWINS**

TO ROUND OUT GOLD BOND'S COMPLETE INSULATION FAMILY!



GOLD BOND SEALED BLANKETS



GOLD BOND ENCLOSED BATTS

Blankets are 8 feet long, Batts 4 feet long. Both have breather cover on 3 sides to hold Rock Wool in place during application. Both have double-strength stapling or nailing flange and built-in vapor barrier. Batts available in two thicknesses, Blankets in three. Both fireproof—as fireproof as the rock from which they're made!

YES, we had twins at National Gypsum. Gold Bond Research has come up with two new insulation products . . . Enclosed Batts and Sealed Blankets . . . to make Gold Bond the most complete line on the market. Regardless of your insulation problem, new building or modernization, Gold Bond will fill the need.


Insulation is one modern improvement that pays for itself with fuel savings. Those savings are governed by the thickness of insulation installed. When you specify "full-thick" insulation you insure maximum savings. The heating plant will function more efficiently; the home will be warmer in winter and cooler in summer . . . which adds up to satisfied clients. So be sure you specify Fireproof, "Full-Thick" Gold Bond Rock Wool every time.

You have an added advantage in specifying the more than 150 Gold Bond Products exclusively. That way you eliminate "divided responsibility" and let one reliable manufacturer . . . the National Company . . . stand behind every product!

NATIONAL GYPSUM COMPANY, BUFFALO 2, NEW YORK

**You'll build or
remodel better with
Gold Bond**

Over 150 Gold Bond Products including gypsum lath, plaster, lime, wallboards, gypsum sheathing, rock wool insulation, metal lath products and partition systems, wall paint and acoustical materials.



fedders
A Great Name Since 1896


Fedders Quigan Corporation, Buffalo 7, N. Y.

HEATFORM

The *Superior* Heat Circulating Fireplace
• most efficient and durable of all •

*TRADE MARK REG.

*before you recommend
a heat circulating fireplace . . .*



HEATFORM with part of masonry cut away

HEATFORM in use all over America for 27 years . . . Nationally advertised in home magazines and Dodge Corp. Home Owners' Catalog.

FOR COMPLETE INFORMATION
SWEET'S CATALOG
Section 29-G-8

• be sure you have complete information on HEATFORM.

• comparison proves HEATFORM produces more heat and provides longer years of service because of these exclusive features:

- ribbed reinforced firebox
- super heating round air passages through the throat
- upper and lower heating chambers

SUPERIOR FIREPLACE CO.

1706-C. East 15th St.
Los Angeles 21, Calif.

601-L. North Point Road
Baltimore 6, Maryland

CONNOR

Forest Products Since 1872

"LAYTITE" MAPLE FLOORING

MFMA Specifications

The World's Finest — Bar None

Write For Illustrated 75th Anniversary Booklet


CONNOR LUMBER AND LAND COMPANY

PHONE No. 3

Marshfield, Wisconsin P. O. Box 112-R

Behind the Mills — The Connor Timber Stands

HERE'S HOW YOU CAN OBTAIN
FABRON WALL COVERINGS
AT LOWEST POSSIBLE COST



Costs on FABRON wall covering, installed, have been known to range up to 100% higher than they should! Yet it's easy to secure the *lowest possible figure* on your next institutional project. Here's how:

1. *Before* specifications are written decide on areas to receive FABRON. This eliminates possibility of extras and penalties which unnecessarily inflate FABRON cost.



2. Request our estimate on FABRON roll and cost requirements based on blueprints — again, *before* specs are written. This provides dependable *advance* figures, helps contractors keep costs down later on, when job goes out for bids.

3. Follow recommended specification procedure. FABRON, being a specialty, requires somewhat different treatment in specs. The procedure is *simple* — but different. We'll gladly supply you with further details, as well as the type of specification best suited to your particular needs, etc.

FABRON, despite its multiple advantages, need cost little more than paint if the above points are kept in mind. Why not let us help you?

FREDERIC BLANK & CO., INC. • Est. 1913 • 230 PARK AVE., NEW YORK 17, N.Y.
Represented in Canada by The Robert Simpson Company Limited—Special Contract Division

• In one operation, FABRON hides plaster blemishes, prevents expensive plaster repairs, assures complete washability and color fastness, eliminates expensive periodic redecorations. Initial cost within present-day budget. Applied like wallpaper. Easily repaired by invisible inlay. More than 160 colors, textures and patterns offer latitude unmatched by conventional treatments. And—FABRON prevents fire spread, carries the Underwriters' Laboratories, Inc. label.



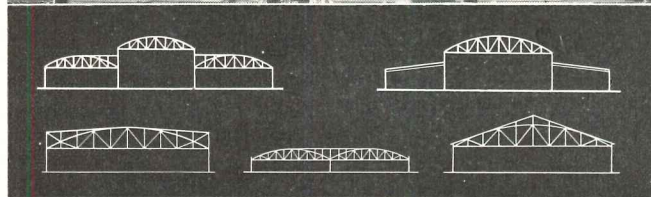

HOTEL DIEU HOSPITAL Beaumont, Texas
Goleman and Rolfe, Architects
G. Sargl, General Contractor

Pictured above is the new Nurses Residence, where FABRON was used throughout. FABRON was also installed in the new addition to the hospital. One of more than 1,000 hospitals throughout the country that are benefiting from FABRON's decorative, practical and budget-saving advantages.

Fabron®



The canvas-plastic-lacquer wall covering for institutions



Arch Teco Bowstring Truss ...Handyman of Roof Structures

Here is a truss that does more than play first fiddle—it leads the whole orchestra as well.

It provides enduring, economical construction whether the span is 25 feet or 250 feet. Normal roof contour is arched, but by use of various build-ups it may be flat, pitched or sawtooth. Web members may be extended below the bottom chord to support mezzanines, balconies, walkways, canopies, etc.

Various treatments of multiple span buildings are illustrated above. Local loadings such as hoists, monorail installations and heating and cooling units may be accommodated in the design.

Unobstructed floor space is provided for efficient operations, yet the cost frequently is less than post-and-girder construction.

Carefully engineered, constructed of structural quality Douglas fir timbers, and joined with bolts and split ring connectors, Timber Structures Arch Teco bow-string trusses are exceptionally strong and stiff. Camber is high after load is placed and is easily maintained.

A new catalog of Timber Structures roof trusses will soon be off the press. Get a free copy from the Timber Structures office nearest you, or write directly to us.


TIMBER STRUCTURES, INC.

P.O. BOX 3782, PORTLAND 8, OREGON

Offices in Boise, Idaho; Eugene, Oregon; Lawrenceville, N.J.; Chicago; Dallas; New York; Seattle; Spokane

TIMBER STRUCTURES, INC. OF CALIFORNIA • Oakland and Sacramento
Local representatives coast to coast.

NOW! IMPROVED KORK-PAK JOINT FILLER Insulates against HEAT LOSS!



Specify KORK-PAK Joint Filler for use between floor slabs and footings in basementless houses and structures on grade and get the extra KORK-PAK insulating feature as well as a waterproof, resilient, non-extruding filler that will keep the joint effectively filled at all times.

KORK-PAK is composed of cork granules bonded together with asphalt between two sheets of asphalt-saturated paper — it's waterproof and insect proof to assure positive joint filling for the life of the building.


KORK-PAK is the least expensive non-extruding joint filler made — low cost, coupled with its high insulation coefficient makes KORK-PAK the ideal joint filler for any type of construction.



Write for complete details on KORK-PAK. See our Catalog in SWEET'S.

SERVICISED PRODUCTS CORP.
6051 W. 65th ST., CHICAGO 38, ILL.

Save Space!



MAKE LUNCHEON AREAS SERVE DOUBLE DUTY!

In wide use nationally. Easy to install in new or existing buildings. Roll out complete lunchroom for 200 in 8 minutes. Write for details.


SCHIEBER
MFG. CO.
12728 Burt Rd.
Detroit 23, Mich.

SCHIEBER
In-wall

FOLDING TABLES & BENCHES

First Ten Years *prove:*

Atlas Duraplastic* Air-Entraining Portland Cement makes concrete more durable



TEN YEARS AGO, in August, 1939, this concrete test paving was laid in Second Avenue North, Minneapolis. The badly scaled section of roadway in the background was made with regular portland cement. The foreground section, *laid at the same time*, was made with Atlas Duraplastic—the first commercial use of the air-entraining portland cement originated and developed by Universal Atlas.

Both sections, subjected to the severity of 10 Minneapolis winters and to heavy applications of de-icing salts, are shown above as they appeared in July, 1949—convincing proof of the characteristic durability of Duraplastic concrete, of its high resistance to freezing-thawing weather and the scaling action of de-icing salts. Longitudinal structural crack shows some ravelling. Note perfect transverse joint.

FROM its first small commercial use in 1939 to the super paving and construction jobs of today, the outstanding durability of concrete made with Atlas Duraplastic has won increasing recognition among engineers and contractors. Proof of its wide acceptance: In 1939, less than 60,000 barrels of Duraplastic were used for paving, then its sole use. In the following ten years, more than 25,000,000 barrels have been applied to an expanding variety of concrete uses.

For Paving Concrete, Duraplastic creates entrained-air cells in the concrete that minimize bleeding and segregation and thus protect it against the scaling action of freezing-thawing weather and de-icing salts (see photo). Less mixing water is required for a given slump. The resultant mix is more plastic, more cohesive, more uniform. It dumps, screeds and finishes easily.

For Structural Concrete, Duraplastic imparts to the mix the extra plasticity that aids proper placement.

Water gain and segregation are reduced; surface appearance is improved. Because of these advantages and added durability, architects, engineers and contractors today rely on Duraplastic for all types of mass and structural concrete—for foundations, walls, floors, columns and other construction. And they find it readily adaptable to slip-form work, gunite, stucco and other uses.

For Concrete Products, finished units of block, brick, pipe, drain-tile, silo staves, etc., exhibit greater resistance to passage and absorption of water. For machine-made products, manufacturers find Duraplastic permits a damper mix that is more cohesive, holds together better and feeds easily through machines. Plants report savings in fewer culls and throwbacks and less breakage in handling green products.

For construction needs of today and tomorrow, Duraplastic offers *better concrete at no extra cost*. It provides the precise amount of air-entraining agent interground with the cement for satisfactory field performance. It complies with ASTM and Federal specifications, sells at the same price as regular cement and calls for no unusual changes in procedure.

Send for **New Free Booklet**, "A Decade of Atlas Duraplastic Air-Entraining Portland Cement." Write to Universal Atlas Cement Company (United States Steel Corporation Subsidiary), Chrysler Building, New York 17, N. Y.

OFFICES: Albany, Birmingham, Boston, Chicago, Dayton, Kansas City, Minneapolis, New York, Philadelphia, Pittsburgh, St. Louis, Waco.

*"Duraplastic" is the registered trade mark of the air-entraining portland cement manufactured by Universal Atlas Cement Company.

AR-D-92

ATLAS DURAPLASTIC

AIR-ENTRAINING PORTLAND CEMENT

MAKES BETTER CONCRETE AT NO EXTRA COST


TRADE MARK REG.
U. A. C. CO.




"THE THEATRE GUILD ON THE AIR"—Sponsored by U. S. Steel Subsidiaries—Sunday Evenings—NBC Network

Plan your homes for

**COOL
BREEZES**



**New Hunter
Package Attic Fan
pulls cool breezes
throughout the house**



*It's Compact
and Complete*

**... easily installed
in any attic**

Specify Hunter's Package Fan for efficient home-cooling at minimum cost. Designed for simple, inexpensive installation: no suction-box needed. Switch

and ceiling shutter are built-in. 38"x40" overall; extends only 17" into attic. 9500 or 7300 CFM. Fan guaranteed 5 years; shutter and motor, 1 year.

Hunter PACKAGE ATTIC FAN

Mail coupon for handbook

HUNTER FAN & VENTILATING CO., Inc.
396 South Front St., Memphis 2, Tenn.

.....Send copy of your free handbook on "How to Cool for Comfort"
.....Also send data on Hunter Fansfor homesfor commercial areas
.....for industry.

NAME.....
ADDRESS.....
CITY & STATE.....

EMPLOYMENT OPPORTUNITIES AVAILABLE

Advertising rates on request

Positions Open

PROGRESSIVE LONG ESTABLISHED OFFICE: whose practice includes educational, hospital, church, and commercial work has immediate need for experienced architect or senior architectural draftsman, age around 35 to 45. Permanent position opportunity. State education, experienced record, availability, salary and family status. Jameson & Harrison, Madison Theater Building, Peoria, Illinois.

WANTED: We have good position for experienced architectural designer, one who can make working drawings and details. Must have good experience and be able to earn top salary. Send full particulars, availability, etc. Box 432, *Architectural Record*, 119 W. 40th St., New York 18.

WANTED: Capable mechanical engineer who is able to design and make working drawings, and write specifications for plumbing, heating, and air conditioning. Must have good experience and be available at once. State salary, experience, etc., in answering. Box 433, *Architectural Record*, 119 W. 40th St., New York 18.

WANTED: Major food corporation has excellent permanent opportunity for young Assistant Architectural Engineer. Five years education and/or practical experience in preparation of architectural plans for industrial buildings. Some experience in or aptitude for construction supervision. Write, giving full details to Box 434, *Architectural Record*, 119 W. 40th St., New York 18.


WANTED: Top architectural designer by a large progressive mid-western architectural organization. Should be experienced on educational, institutional and commercial projects. Initiative, diplomacy and pleasing personality highly desirable. Permanent connection for the man who can qualify. Submit full details as to qualifications. Box 435, *Architectural Record*, 119 W. 40th St., New York 18.

WANTED: Specifications Writer. University of Illinois is now seeking a man familiar with maintenance, construction, and alteration work. University graduate preferred. The position is permanent and provides vacation, sick leave, retirement and other benefits. Apply — 809 South Wright Street, Champaign, Illinois.

WANTED: Established Architectural and Engineering Office whose practice includes institutional, educational, and commercial work has immediate need for an Architect experienced in supervision and handling of correspondence. Exceptional opportunity for advancement. State education, experience, availability, family status, etc. Will pay expense of personal interview if application is of interest. We also have an opening for an experienced heating and ventilating engineer. Carneal & Johnston, 1000 Atlantic Life Building, Richmond 19, Va.

MECHANICAL ENGINEER: To supervise and assist in preparation of plans, cost estimates and specifications for heating, plumbing, electricity, refrigerating, air conditioning, ventilating and other mechanical systems. This is a permanent position in the Architectural Office of a large mid-west educational institution and offers excellent opportunities to the right man. Application should include complete résumé of experience and educational background, together with salary expected. Write Box 436, *Architectural Record*, 119 W. 40th St., New York 18.

(Continued on page 208)



easy
to
install

**BUILDING WIRE AND CABLE
MADE WITH**

FIBERGLAS *
Yarns

Owens-Corning Fiberglas Corporation,
Textile Products Division,
Dept. 831, 16 East 56th Street, New York 22, N. Y.

*Fiberglas is the trade-mark (Registered U. S. Pat. Off.)
of Owens-Corning Fiberglas Corporation for a variety of
products made of or with glass fibers.

High tensile strength . . . high impact strength . . .
and a difference in bulk you can see and feel . . . are
characteristics of the Fiberglas glass yarns used in
electrical insulating materials.

*It is this combination of strength and minimum bulk
which makes rubber-covered building wire . . . in which
insulating materials made with Fiberglas yarns have
been used . . . easy to install.*

Because the Fiberglas glass-base insulating material
in the wire is strong and thin, the wire is
small in diameter and can be more easily pulled
through conduits.

In both rubber-covered building wire and non-
metallic-sheathed building cable, outer braid made
with Fiberglas yarns strips readily.

Another advantage of Fiberglas yarns is *long life*.
Glass yarns don't rot, don't absorb moisture, don't
burn. They do resist corrosion.

These are properties worth looking for in the
materials used in the wire and cable you install.

MAIL THIS COUPON FOR NEW CATALOG

Owens-Corning Fiberglas Corporation
Textile Products Division, Dept. 831
16 East 56th Street, N. Y. 22

Name

Title

Company

Street and Number

City Zone State



No. 4121, window glass mirror.
No. 4132, plate glass mirror.

LOW COST Cabinets with TOP QUALITY Features by **LAWSON**

Quality features found only in more costly cabinets are built into these low cost cabinets by Lawson:

- ONE PIECE DRAWN SEAMLESS STEEL BODY.
- Easy-To-Clean rounded inside corners.
- Baked White Enamel Finish.
- Full Length Piano Type Hinge.
- Stainless Steel Adjustable Shelf Supports.
- Stainless Steel Mirror. Frame.
- **BONDERIZED AFTER FORMING**
for protection against rust and corrosion.
Gives maximum adhesion of enamel to metal.

Compare these features with those in other cabinets, higher priced.

- Write for catalog on **LAWSON Bathroom Cabinets and chrome accessories . . .**

THE F. H. LAWSON CO.
802 EVANS ST.
CINCINNATI 4, OHIO



EMPLOYMENT OPPORTUNITIES AVAILABLE

Advertising rates on request

(Continued from page 206)

Positions Open

RESEARCH DIRECTOR: Wanted by one of our clients manufacturing building materials, to initiate and administer a markedly expanded research program emphasizing new product development and engineered applications. Experience in research planning and administration, and some familiarity with or related to the building industry is desired. Submit qualifications, a detailed account of experience, and salary requirements to: Arthur D. Little, Inc., 30 Memorial Drive, Cambridge 42, Mass.

Positions Sought

CHICAGO ARCHITECT-DESIGNER AND ARTIST: With experienced office force, interested in design consulting assignments and associating on projects. Has engaged in design and editorial work with nation-wide organizations and magazines. General professional practice. Excellent training and experience in design, delineation and article writing. Complete detailed plans and specifications. Box 437, *Architectural Record*, 119 W. 40th St., New York 18.

RECENTLY CHIEF DRAFTSMAN: On 4 Public Housing Projects. Can make all preliminary sketches and organize work for similar large scale housing. Theodore Hart, 87-01 51st Avenue, Elmhurst, Long Island.

RENDU'S: staff of freelance specialists, working in any medium, offers competent rendering service to meet the architects' requirements. Prices quoted on request. Write or call RENDU, 209 Muench Street, Harrisburg, Pa. Phone 2-7575.

Mr.
Architect !!

Specify

THE Patented
INNER SERVICE
ATTRACTION BOARD



IN YOUR THEATRE PLANS

Your client will want this outstanding attraction board . . . it represents the only major advance in attraction boards in over 25 years. No other board has these exclusive features:

- NO LADDERS ARE USED. All work done inside sign.
- SIGN MAINTENANCE IS CUT 90%. One man takes 20 minutes to do what presently takes 2 men two hours to finish.
- CURRENT AND BULB SAVINGS 75%. Transmits more light outside the glass.
- UNUSUAL ATTRACTION EFFECTS COMPEL PASSERSBY ATTENTION.

PAYS FOR ITSELF IN FROM 3 TO 5 YEARS.

Write for further
Information
TODAY




Figure it at

100% FULL RATING


AEROFIN RATINGS ARE ACCURATE AND RELIABLE

Aerofin's continued research has developed accurate ratings that are good for the life of the unit. You can always count on Aerofin to deliver full-rated capacity — full efficiency.


Over 25 years' experience, combined with unequalled production facilities, enables Aerofin to select just the right surface and materials for each particular job. Aerofin rigidly controls every phase of the production of its heat-transfer coils and units.



This man is looking for air bubbles — he is testing Aerofin heat-transfer coils with air pressure in a specially illuminated tank. If there are no bubbles, it means the immersed Aerofin unit has withstood the severe strains of steam and hydrostatic pressure tests and is ready to give you long, efficient service.



Throughout the
AIR CONDITIONING
Industry —



Aerofin Units do the Job Better, Faster, Cheaper

AEROFIN CORPORATION


410 South Geddes St. SYRACUSE 1, N. Y.

NEW YORK • CHICAGO • CLEVELAND • DETROIT • PHILADELPHIA • DALLAS • MONTREAL

RUSCO

STEEL COMBINATION

SCREEN and STORM DOOR



by the
manufacturer
of the Famous
RUSCO
COMBINATION
WINDOWS

REPLACEMENT OR A REFUND OF MONEY
Guaranteed by
Good Housekeeping
NOT AS ADVERTISED THEREIN

DESIGNED FOR BEAUTY... FOR
MAXIMUM COMFORT, PROTECTION
AND CONVENIENCE... FOR YEARS
OF TROUBLE FREE SERVICE

Check
these
RUSCO
FEATURES

1. All-welded, tubular steel frame and attractively designed, fully-insulated lower panel provide maximum strength with minimum weight... cannot warp or bind.
2. Rusco Combination Doors are made of the finest quality galvanized steel, bonderized for perfect paint adherence, treated with rust-resisting zinc chromate and finished with baked-on, outdoor, aluminum enamel to assure lasting beauty and weather protection.

Also available with "self-storing" type glass and screen panels.

WRITE FOR FULL INFORMATION AND
NAME OF NEAREST RUSCO DEALER

THE F. C. RUSSELL CO.

World's Largest Manufacturer of Combination Windows
—the Leader since 1937.

Department 1-AR99
Cleveland 1, Ohio

"Always one step ahead
of the weather" with

RUSCO

© TFCRC
*T.M. REG. APP. FOR

TOMORROW'S

AUTOMATIC CONTROLS

TODAY •

GENERAL CONTROLS
MODERN, COMPACT
SNAP-ACTION T-70 THERMOSTAT

Sets a new standard of Functional Beauty and Accuracy in remote control of room temperatures. This graceful, streamlined instrument extending only 1" from wall, has a stainless housing mounted on an ivory plastic base and lends enhancement to any scheme of room decoration.

The T-70 can be used either with the famed GENERAL CONTROLS B-60 "All-Gas" or the T-30 low voltage control systems, or any other standard low voltage control circuit.

REQUEST FREE LITERATURE

44-4

GENERAL CONTROLS

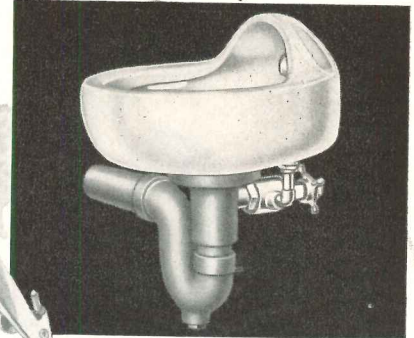
801 ALLEN AVENUE GLENDALE 1, CALIF.

Manufacturers of Automatic Pressure, Temperature, Level & Flow Controls

FACTORY BRANCHES: Birmingham (3), Boston (16), Chicago (5), Cleveland (15), Dallas (2), Denver (10), Detroit (8), Glendale (1), Houston (6), Kansas City (2), New York (17), Oklahoma City (1), Philadelphia (40), Pittsburgh (22), Seattle (1), San Francisco (7), St. Louis (12)

DISTRIBUTORS IN PRINCIPAL CITIES

Recognized Everywhere!



IT'S HAWS FOR HIGHEST QUALITY

- Best Materials
- Finest Workmanship
- Trouble-free Valves and Fittings
- Complete Sanitation

Write today for '49 HAWS Catalog.
Specify HAWS—and be sure!



HAWS

SANITARY DRINKING FOUNTAINS
ELECTRIC WATER COOLERS


HAWS DRINKING FAUCET CO.

1441 FOURTH STREET (Since 1909) BERKELEY 10, CALIFORNIA
Agents and Sales Representatives in All Principal Cities

Ford chose *Monel roofing* for this permanent building



ENGINE TESTING and development section of Ford Motor Company's new Research and Development Center, Dearborn, Mich. Monel batten seam roofs will protect the two wings designated by arrows. Monel flashings and other roofing parts will be used on the center structure. Architects: Voorhees, Walker, Foley & Smith, New York. Roofing contractor: Wallace Candler, Inc., Detroit, Mich.

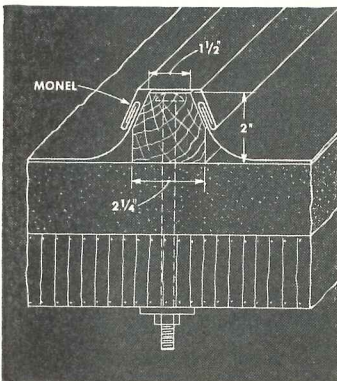


INSTALLING MONEL BATTEN PANS over wooden batten bars. The pans have pre-formed ends that provide watertight joints without solder. Monel nails and cleats are used to lock the pans and the Monel batten caps together.

Manufacturers *know* that rain and fog can turn smoke, fumes and other corrosive agents into deadly enemies of their own plant roofs.

That's why the *Ford Motor Company* decided that the permanent type of structures planned for their new Engine Research and Development Center required roofing able to provide life-of-the-building protection. Ford wanted a roofing metal that could resist the destructive effects of heat, cold, rain, snow, ice and corrosion.

So Monel* Roofing Sheet—with its low expansion rate, its high strength and toughness and its resistance to fatigue and corrosion—was chosen for the flashings and the specially-designed batten seam roof. (See photo and sketch at left for details of this design.)



DETAIL OF SPECIAL batten roof design developed by Voorhees, Walker, Foley & Smith. Seams: 23.3" o.c.

PERMITS GAUGE REDUCTIONS

The excellent properties of Monel made possible a reduction of two full gauges in the batten seam roof. And for the louvers, Monel made possible an even greater reduction.

The possibilities for economical architectural design that Monel Roofing Sheet provides is only one of its advantages. Roofers report that this nickel-copper alloy is also easy to cut, form, seam and solder.

You'll find further information about the benefits and economies Monel makes possible in our illustrated booklet, "ONE METAL ROOF . . . for the Life of Your Building". We invite you to send for your free copy of this important reference booklet *now*.

THE INTERNATIONAL NICKEL COMPANY, INC.
67 Wall Street, New York 5, N. Y.

*Reg. U. S. Pat. Off.

MONEL . . . FOR THE LIFE OF YOUR BUILDING

MAIL THIS COUPON TO INCO for free booklet and test sample of MONEL ROOFING SHEET.



The International Nickel Company, Inc.
67 Wall Street, New York 5, N. Y.

Please send your booklet, "ONE METAL ROOF . . ." and the test sample of Monel Roofing Sheet. I understand this does not obligate me in any way.

Name.....

Company.....

Address.....

City.....Zone.....State.....



A. R. 9-49

AGAIN!

selected for appearance...
for performance

FOR NEW
100 PARK AVENUE
BUILDING
NEW YORK CITY

Architects:
Kahn & Jacobs
New York City
General Contractor:
George A. Fuller Co.
New York City



RUSSWIN UNIT LOCKS in Modera Design

It's not just chance that so many of today's important buildings have Russwin Unit Locks throughout.

Russwin Unit Locks save installation time and cost because no mortising or deep cuts are necessary. Once installed, they practically eliminate expensive maintenance problems—give years of uninterrupted, trouble-free service.

On their record, specify Russwin Unit Locks for the next apartment, office or public building you design. Write for complete information to Russell & Erwin Division, The American Hardware Corp., New Britain, Conn.

RUSSWIN

SINCE 1839
DISTINCTIVE
HARDWARE

STOP *that* WATER with FORMULA # 640

A clear liquid which penetrates deeply into masonry surfaces.

The hydrocarbon solvent evaporates, leaving the pores filled with a balanced formula of seven different waxes and resins.

See our catalogs in SWEET'S Architectural Files $\frac{9a}{9}$ and Engineering Files $\frac{4f}{3}$ under Waterproofing and Dampproofing.

WRITE OUR ENGINEERING DEPARTMENT for office test kit, technical data, or regarding any special problem

J. Wilbur Haynes, Engineer




HAYNES PRODUCTS CO.

4007 FARNAM STREET • OMAHA 3, NEBRASKA

METAL FOR STORE FRONTS FULLY EXTRUDED ALUMILITED ALUMINUM

Watercor



SEE OUR
CATALOG IN
SWEET'S

Watercor

FOR DETAILS WRITE
STORE FRONTS
PROVIDENCE 9
RHODE ISLAND

**WHEN THE PROBLEM IS
CONTROLLING "JUICE ON THE LOOSE"**




**WITH NEW BRYANT
3 WIRE GROUNDING CONNECTING DEVICES
(15 Amperes, 125 Volts)**

Now, in addition to the 5262 three wire duplex grounding outlet—designed for grounding exposed metal parts of portable appliances—Bryant presents several new devices to round out the line.

Bryant three wire caps are now available in bakelite and rubber with or without cord grips. The grounding blade of these caps is of special design and cannot engage the current carrying contacts, and being longer, completes grounding before the current carrying blades make contact.
(Bryant Nos. 5263, 5263-I, 5264, 5265, 5274, 5276).


The Brown Bakelite, Armored Cord Grip, 3 wire cord connector bodies for extension cords are now available.
(Bryant Nos. 5269, 5270).

A single outlet (Bryant No. 5261) has also been added to the line, and this device, together with the duplex outlet, can be furnished mounted on 4" metal box covers (5281—5282).



Bryant No. 5262

Bryant No. 5261




J-99829

Listed as Standard by Underwriters' Laboratories, Inc.

THE BRYANT ELECTRIC COMPANY

Bridgeport 2, Connecticut
CHICAGO - LOS ANGELES

**SPECIFY BRYANT DEVICES FROM YOUR
ELECTRICAL WHOLESALER**




Bryant No. 5264 Bryant No. 5263 Bryant No. 5276 Bryant No. 5269 Bryant No. 5274

New Craftsman Grade Weldwood

BROADENS THE MARKET

for
WOOD-PANELED ROOMS



Low in price, but high in quality . . . this new Weldwood panel puts hardwood plywood within reach of new masses of people!

How many times have you heard clients say, "Of course we want a wood-paneled room. But we just can't afford it."

Next time this happens call their attention to *Craftsman Grade Weldwood*. Here is a *high quality decorative hardwood plywood* at a price almost 30% lower than we were formerly able to offer.

New Mill Makes Economies Possible

Our new mill at Orangeburg, S. C., was built with one idea in mind: to cut the cost of hardwood plywood to the consumer. With every saving that the most modern equipment can provide...with every economy that careful planning can attain...with the efficiency that straightline production offers...this new mill turns out fine plywood panels at a price within the reach of every client.

Differences Between CRAFTSMAN and ALGOMA Grades

From the standpoint of quality and beauty, these new Craftsman panels are surpassed by only one grade of hardwood plywood made in this country—the superlative plywood produced at our Algoma plant.

In the production of Algoma Grade Weldwood Plywood, every panel is given individual selection—from the pains-

taking selection of veneers, the careful matching of faces—right through every detail of manufacture.

At the new plant at Orangeburg, many of these costly refinements have purposely been eliminated. Veneers are not selected quite as carefully, although only sound, attractive flitches are used. In oak, for example, the Craftsman oak panel is made of flat sliced veneers of balanced figure; the Algoma oak panel is made of veneers of uniform color, expertly matched and free of defects.

Such differences in veneer selection, plus numerous manufacturing economies, mean greater veneer yields—lower costs—and lower selling prices for Craftsman Grade Weldwood.

Inspect Craftsman Panels Yourself


Next time you visit your local lumber dealer, ask him to show you a sample of Craftsman Grade Weldwood. Or, visit your nearest United States Plywood distributing unit and see the entire Craftsman Grade line. You'll be gratified at the quality of this low-priced plywood.

And, if you want the ultimate in decorative hardwood plywood, specify Weldwood Algoma Grade Panels, made from selected flitches of many different cabinet woods.

IMPORTANT ANNOUNCEMENT

Weldwood Moldings, with matching wood faces, are now available in a new, larger size which takes 3/4" and 13/16" Weldwood panels perfectly. These moldings, previously available only in 1/4" size, make it possible to achieve a beautiful, custom installation at minimum cost.

Write for complete information, sample and prices.



WELDWOOD Plywood

UNITED STATES PLYWOOD CORPORATION
NEW YORK 18, N. Y.

Distributing units in Albany, Baltimore, Boston, Brooklyn, Buffalo, Chicago, Cincinnati, Cleveland, Detroit, Fresno, Glendale, Hartford, High Point, Indianapolis, New Hyde Park (L. I., N. Y.), Los Angeles, Milwaukee, Newark, New York, Oakland, Philadelphia, Pittsburgh, Portland, Ore., Richmond, Rochester, San Francisco, Seattle, St. Paul. Also U. S.—Mengel Plywoods, Inc., distributing units in Atlanta, Birmingham, Dallas, Houston, Jacksonville, Kansas City, Kans., Louisville, New Orleans, San Antonio, St. Louis, Tampa. In Canada: United States Plywood of Canada, Limited, Toronto. Send inquiries to nearest point.

Weldwood* Hardwood Plywood
Douglas Fir Weldwood
California Pine Weldwood
Weldwood Fire Doors
Weldwood Flush Doors
Douglas Fir Doors
Overhead Garage Doors

Tekwood* (paper-faced plywood)
Protekwood
Weldwood Glue* and other adhesives
Weldtex* (striated plywood)
Decorative Micarta*
Flexwood*
Firzite* and Satinlac*

*Reg. U. S. Pat. Off.



**Plastics and Wood
Welded for Good**

Interior grade Weldwood Plywood is guaranteed for the life of any building in which it is installed.

bentply...

for "THE WELL OF THE SEA"

Thonet is proud of its contribution to the amazing success of Ernest Byfield's seafood show place in Chicago's Hotel Sherman.

In beauty, comfort and durability Thonet furniture meets the most exacting requirements for attractive modern interiors.

Write for illustrations and detailed information on Thonet "Bentply" and "Bentwood" furniture.



THONET
INDUSTRIES INC.
FOR FINE FURNITURE



WELL OF THE SEA • HOTEL SHERMAN, CHICAGO

Robert E. Lederer, A.I.A. Architect

ONE PARK AVENUE, NEW YORK 16, N. Y.

SALES OFFICES

New York • Chicago • Statesville, N. C.

Only **TRADE-WIND** MAKES THE

CLIPPER
CEILING VENTILATOR

... better 5 ways because —

1. Mounts in ceiling directly above stove — instantly catches heat, grease and odors as they rise.
2. Only an inconspicuous "dripless" ceiling grille is visible, yet unit easily installed.
3. Powerful squirrel-cage blower (not a fan!) creates fast-moving stream of air to do job efficiently.
4. Because of patented construction which isolates motor from greasy air stream, unit guaranteed 5 years.
5. Available everywhere. Stocked by dealers coast to coast.

See Sweet's A. I. A. File 30-D-1 or mail coupon.

Trade-Wind Motorfans, Inc.
5707 S. Main St., Los Angeles 37, Calif.

Name _____
Address _____

FITZGIBBONS

For 63 years, the right name in
STEEL BOILER HEAT

"80" SERIES

"400" SERIES

"D" TYPE

A.S.M.E. CODE
Constructed

HYDROSTATICALLY
Tested

HARTFORD INSURANCE
Inspected

S.B.I. CODE *rated*

Fitzgibbons Boiler Company, Inc. 101 PARK AVE. NEW YORK 17, N. Y.

How architect provides for Wurlitzer Organ installation

in new
South Hadley Falls
Congregational
Church

Arland A. Dirlam, Architect



New Congregational Church, South Hadley Falls, Massachusetts, soon to be completed with the installation of conventional pews. The "windows" at left are a part of organ installation.

Planned by architect Arland A. Dirlam, we believe this Wurlitzer Organ installation in the new South Hadley Falls Congregational Church will be of interest to architects everywhere. First, because of its simplicity. Second, because of the way it fits into the basic design.

Grille openings in the chancel are

formed to look like windows and thus harmonize with the simple dignity of the interior. Behind these openings are the tone cabinets. Concealed wiring connects these to the Wurlitzer Organ below.

Speaking of this installation Mr. Dirlam says, "Electronic organs demand consideration in present-day church planning. The Wurlitzer Organ in the South Hadley Falls Congregational Church satisfactorily fills all requirements for good church music."

This satisfaction with the installation is enthusiastically seconded by the church organist, Mrs. Ruth Smith Tower. She writes, "The true church tone of the Wurlitzer and its rich organ ensemble make it the ideal instrument for our needs."

Wurlitzer not only makes electronic organs for churches, but for every type of installation—the only complete line in America.

May we send you detailed information for your files? Naturally, there is no obligation.

THE RUDOLPH WURLITZER COMPANY, ORGAN DIVISION, NORTH TONAWANDA, NEW YORK



Wurlitzer Organ,
Series 21

The instrument selected
for new South Hadley Falls
Congregational Church

WURLITZER

World's Largest Builder of Organs and Pianos
Under One Name

The Most Economical Passenger Elevator

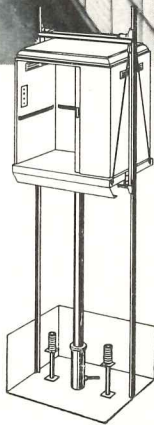
For 2, 3, or 4 stories



Several advantages are gained in using Oildraulic Passenger Elevators:

(1) You do away with the costly, unsightly penthouse that interferes with building design. (2) The lighter shaftway structure used with the elevator "that's pushed up" means a substantial saving in construction costs. The powerful hydraulic jack supports the elevator and its load. (3) The compact electric power unit requires no special machine room.

The new, pulsation-free Rota-Flow pump makes Oildraulic Elevators the smoothest operating and quietest of all hydraulic elevators. Mail the coupon below for full data.



Mail coupon for new data file


ROTARY LIFT CO.,
1009 Kentucky, Memphis, Tenn.

Send complete data on Oildraulic Elevators to:

Name.....

Address.....


City & State.....



Rotary

Oildraulic Elevators

that finishing touch of charm...



STYLED by TYLER

To Add Beauty and Individuality to the Home.

TYLER Blinds and Shutters lend added distinction to the home — in perfect tune with architecture — with harmony assured by the wide selection of attractive styles. Non-standard sizes and designs for special requirements will be custom-built.

For over seventy years builders and architects have specified TYLER shutters for styling, construction quality, and lasting value. Today, TYLER Shutters and Blinds are accepted everywhere as the best.

Sold by Leading Lumber Dealers Everywhere.

ARTHUR F. TYLER CO.

Established 1871

900 MAIN ST. ATHOL, MASS.

A note of individuality — novel stock cutouts to suit the personality or locale of the home. Designs and monograms to your sketches.



LONE STAR CEMENTS

COVER EVERY CONSTRUCTION NEED

LONE STAR PORTLAND CEMENT

for concrete of outstanding quality in all types of construction

'INCOR'* 24-HOUR CEMENT

America's FIRST high early strength Portland Cement — saves time, cuts costs

LONE STAR MASONRY CEMENT

The modern masonry cement, for really great job performance

*Reg. U. S. Pat. Off.

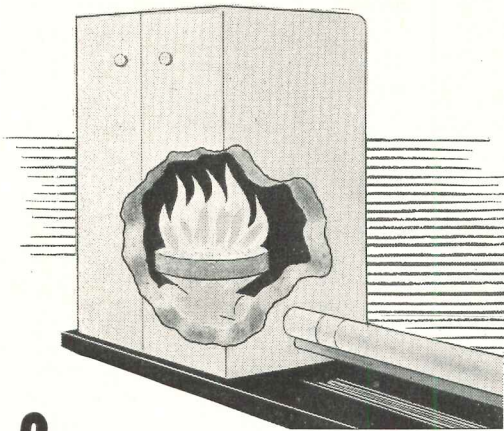


LONE STAR CEMENT CORPORATION

Offices: Albany • Bethlehem, Pa. • Birmingham • Boston • Chicago • Dallas
Houston • Indianapolis • Jackson, Miss. • Kansas City, Mo. • New Orleans
New York • Norfolk • Philadelphia • St. Louis • Washington, D. C.

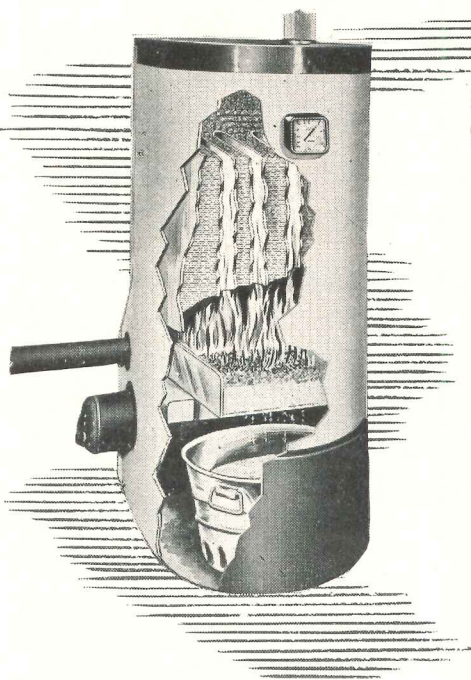

Offer Your Clients All Three

for savings up to 52%
on annual fuel bills, with
modern automatic
Anthracite heat



- 1. Automatic Anthracite Stokers**—Installed in an existing boiler or furnace, or in new houses, automatic hard coal stokers deliver *plenty* of heat quickly . . . save up to 52% on fuel bills . . . eliminate fuel worries.

- 2. The Revolutionary Anthratube**—The Anthratube saves on fuel bills . . . its proved efficiency is over 80%. This scientifically engineered boiler-burner unit, with “Whirling Heat” and other revolutionary features, produces quicker response and superior performance than units using other types of fuel. Fully automatic.



- 3. Anthra-Flo boiler-burner unit**—An entirely new type boiler-burner which features a simple burner mechanism, attached by two bolts with all working parts outside boiler. Fully automatic, coal feeds direct from bin across single *stationary* perforated plate . . . ashes discharge by gravity into container within unit. Available for steam, hot-water and warm-air heating systems.

TODAY YOU CAN OFFER YOUR CLIENTS *modern* automatic heat with Anthracite equipment.

You can show your clients how to save money . . . as much as \$100 to \$200 every year and yet have *plenty of heat—clean heat—even heat*—and no worry about future supplies or deliveries.

For complete information about (1) New Anthracite Stokers (2) Revolutionary Anthratube or (3) Anthra-Flo boiler-burner unit, just fill in and return the coupon below.



ANTHRACITE INSTITUTE

101 Park Avenue • New York 17, New York

ANTHRACITE INSTITUTE
101 Park Ave., Dept. 9B, New York 17, N. Y.

Please send me more information on


1. New Anthracite Stokers
2. Revolutionary Anthratube
3. Anthra-Flo boiler-burner unit

Name _____

Address _____

City _____ Zone _____ State _____

PLEASE PRINT



New Pharmaceutical Laboratories Air Conditioned with Frick Refrigeration



Office and Plant are Modern Throughout



One of the Air Conditioned Laboratories





Assembling Expendable Transfusion Sets

Two Frick NEW "ECLIPSE" Compressors

Baxter Laboratories, which have the largest production of intravenous solutions and blood transfusion equipment in the world today, use two Frick NEW "ECLIPSE" compressors for cooling the offices, research departments, and many work areas in their recently completed plant at Morton Grove, Ill. This covers 300 by 400 ft. Frick installation made by Midwest Engineering and Equipment Co., Sales Representatives in Chicago. When you want dependable air conditioning, refrigerating or ice-making equipment, engineered to your special needs, look to



Also Builders of Power Farming and Sawmill Machinery



Jerome Robert Cerny, Archt.

To be assured of the widest choice of artistic designs, finest materials and superior workmanship in every detail—

Paul W. Drake, Archt.

Specify "Metal Work by FISKE"

Visit our show room display of Ornamental Iron Works: Verandas, Balconies, Railings, Entrances—or write for catalog.

J. W. FISKE Iron Works


80 Park Place • Dept. 10 • New York 7, N. Y.
ESTABLISHED 1858

For Trouble-Free
Bath Tub Edges

Specify
LUCKE

Leak-Proof Bath-Tub Hangers

No Leaks • No Cracks • No Repair Expenses



The Modern Way to Prevent Leaks

There is no excuse for cracks or leaks or repair expense in good building. Leading architects specify LUCKE to overcome this problem. Lucke Hangers build tubs into wall.

No New Home Should Be Without This Protection

Sold by Leading Plumbing Supply Houses



MANUFACTURED BY

W. B. LUCKE, Inc.

Wilmette

Illinois





Architects: Berry, Kerr & Kerr, Amarillo, Texas. Contractor: W. D. Light, Plains, Texas

No Troubles
That a Bath
Won't Cure!

Adlake Windows Need No Maintenance other than routine washing

THE ADLAKE ALUMINUM WINDOWS installed in the newly-built Plains Grade School at Plains, Texas, will save the school a considerable sum in future years by *eliminating maintenance costs*. The windows will ultimately *pay for themselves* through this economy. For Adlake Windows require no painting, no maintenance other than routine washing! *And they last as long as the building!*

ONLY ADLAKE WINDOWS have the combination of woven-pile weather stripping and patented serrated guides that assures minimum air infiltration and absolute finger-tip control.

Adlake Windows never warp, rot, rattle, stick or swell. They keep their good looks and smooth operation for the life of the building.

FIND OUT FOR YOURSELF about the worry-free, no-maintenance service Adlake Aluminum Windows will give you. For complete data, drop us a post card today at 1102 North Michigan Avenue, Elkhart, Indiana. No obligation, of course.

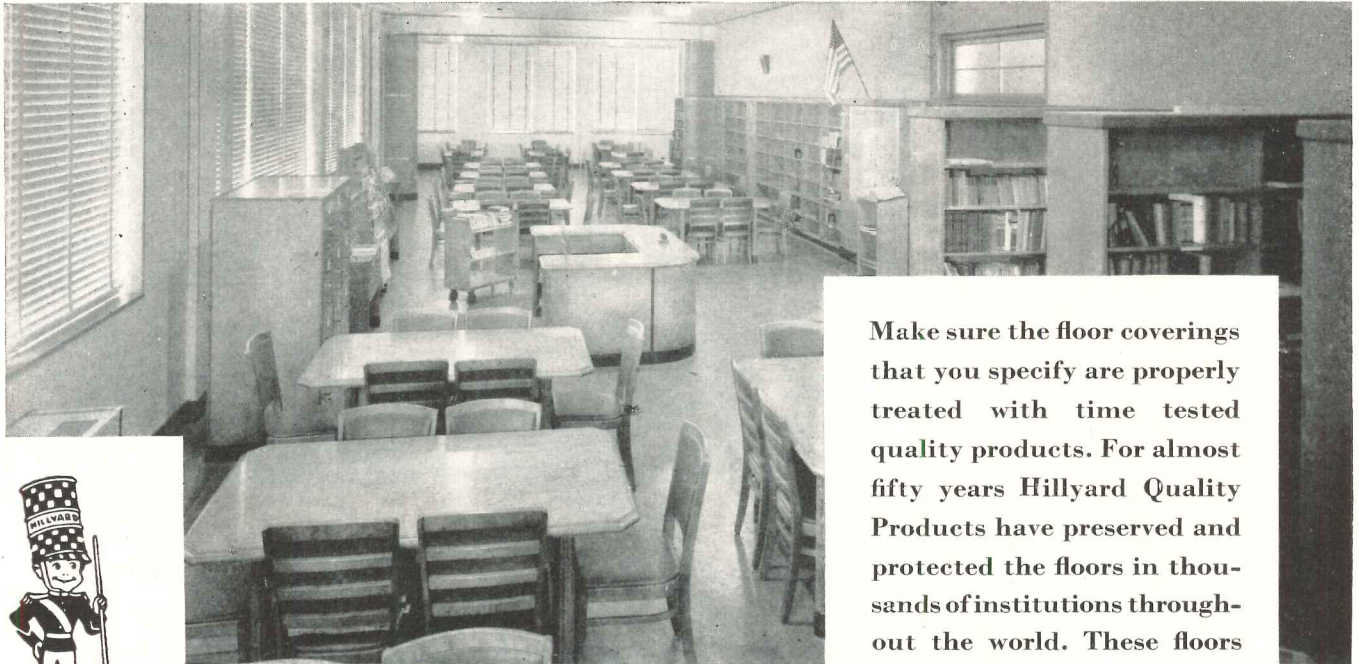
Adlake Aluminum Windows have these "plus" features:
Minimum Air Infiltration • Finger-tip Control • No Warp, Rot, Rattle, Stick • No Painting or Maintenance • Ease of Installation



THE Adams & Westlake COMPANY

Established 1857 • ELKHART, INDIANA • New York • Chicago

Floor Protection with Lasting Beauty!



For your convenience, Hillyard's have a Nation-Wide Organization of highly trained floor treatment Maintainers, who will supervise the application of Hillyard products, thereby relieving you of floor treatment problems. Write for this free service.

Make sure the floor coverings that you specify are properly treated with time tested quality products. For almost fifty years Hillyard Quality Products have preserved and protected the floors in thousands of institutions throughout the world. These floors are as beautiful today as the day they were completed. #

HILLYARD SALES COMPANIES

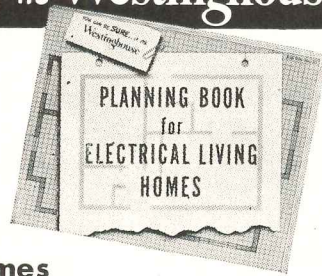
470 Alabama St.
San Francisco 2, Calif.

DISTRIBUTORS HILLYARD CHEMICAL CO. ST. JOSEPH, MO. BRANCHES IN PRINCIPAL CITIES

1947 Broadway
New York 23, N.Y.

YOU CAN BE SURE.. IF IT'S Westinghouse

New Facts



Planning Book on Electrical Living Homes

This new manual contains essential data to help you plan kitchens, laundries, lighting and wiring for most efficiency, economy and client satisfaction.

Clearly outlines the basic principles of the Four Degrees of Electrical Living and how to adapt them to the houses you design.

Features *kitchen standards* with two layouts: An "Economy Kitchen" that is minimum in space and equipment requirements; and an "Ideal Kitchen" that offers an arrangement of equipment, counter and storage space for those who want the best.

Suggests *laundry layouts* developed to take advantage of modern automatic laundry equipment.

Gives *simplified wiring* data, with chart that outlines recommendations on outlet requirements, illustrates how to compute wiring needs and suggests wiring and control center layouts.

Lighting suggestions are illustrated, together with complete case studies.


Design data on electric appliances and equipment is also included. Here is both an idea and reference book that every architect should have.

SEND FOR Free Booklet

Better Homes Bureau
Westinghouse Electric Corporation
P. O. Box 868, Pittsburgh 30, Pa.

Gentlemen: Please send me a copy of Planning Book for Electrical Living Homes, B-4326.

Name.....
Street.....
City.....Zone.....State.....



CUTLER U. S. MAIL CHUTES

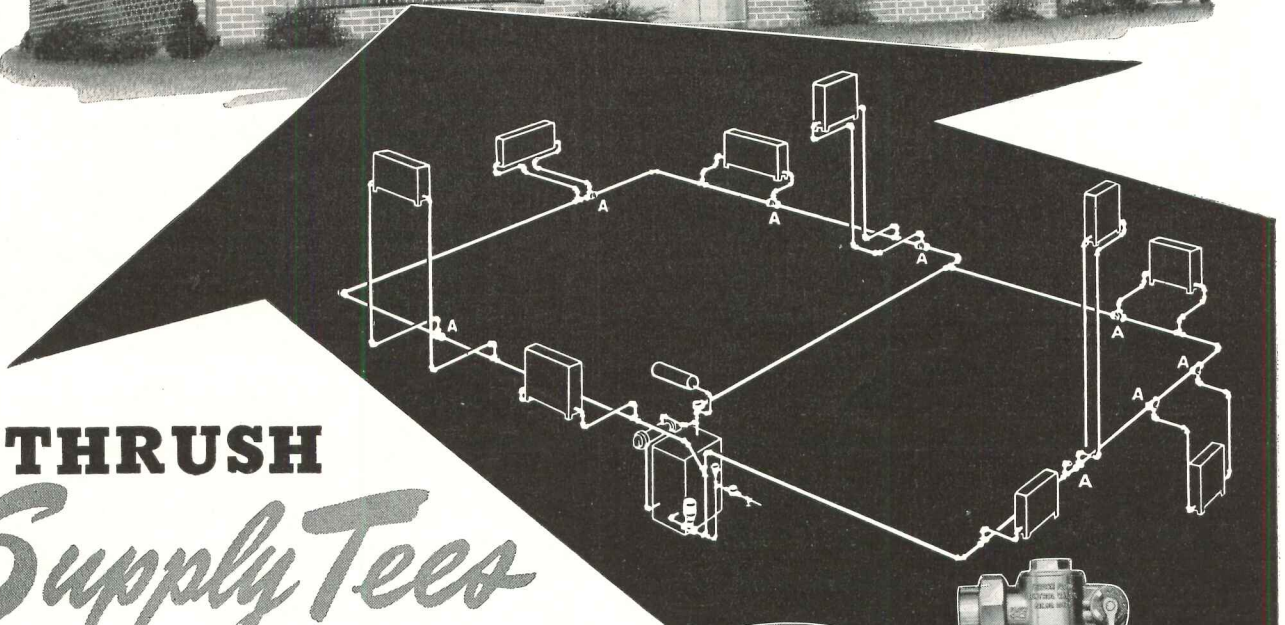

More than 65 years of experience in meeting Architects' wishes under Post Office Department Regulations is yours when you specify a Cutler Mail Chute.

Catalog
in
Sweets

ESTABLISHED 1883
Cutler Mail Chute Co
ROCHESTER 7, N.Y.

Ajustaflo[®]

**SINGLE MAIN SYSTEM
OF FORCED CIRCULATING
HOT WATER HEATING**



THRUSH *Supply Tees*

**FOR FORCED CIRCULATING
ONE PIPE HOT WATER HEATING
ADJUSTABLE AND NONADJUSTABLE TEES
MADE OF
CAST IRON AND BRONZE**

THRUSH Adjustable Supply Tees permit perfect balancing of forced circulating, one-pipe hot water heating systems. Thrush Nonadjustable One-Pipe Supply Tees are simple and inexpensive. For more information, see our catalog in Sweet's.



Cast Iron
Adjustable
Threaded

Flow Control
Valve

Water Circulator

Bronze
Adjustable
Solder Type

H. A. THRUSH AND COMPANY
DEPARTMENT J-9, PERU, INDIANA

CASTELL



World's
Finest
**DRAWING
PENCIL**

18 degrees 7B to 9H

Still at


Pre-war Price

15¢ ... less in quantity

A NAME FAMOUS

SINCE 1761

A.W. FABER-CASTELL
PENCIL COMPANY INC., NEWARK 4, N.J.



REALOCK FENCE

...YOUR WATCHMAN OF STEEL

Here's a watchman of sturdy steel that will guard your property day and night against trespassing, arson, theft and other hazards.

Realock® Fence is made of steel wire, heavily galvanized. Tamper-proof, weather-resistant and non-climbable, Realock Fence provides maximum property protection when topped with barbed wire.

WRITE FOR FREE ESTIMATE



WICKWIRE SPENCER STEEL DIVISION
361 DELAWARE AVENUE - BUFFALO 2, NEW YORK

THE COLORADO FUEL AND IRON CORP.
CONTINENTAL OIL BUILDING - DENVER 2, COLORADO

THE CALIFORNIA WIRE CLOTH CORP.
1080-19TH AVENUE - OAKLAND 6, CALIFORNIA

BRANCHES & DISTRIBUTORS IN KEY CITIES EVERYWHERE



Reg. U. S. Pat. Off.

Are you specifying
the **RIGHT CEMENT**
FOR THE JOB?

MEDUSA "JOB-FITTED" CEMENTS

- MEDUSA WATERPROOFED GRAY**
Produces concrete that repels water at the surface.
- MEDUSA WHITE**
Gives a beautiful white or colorful tinted effect.
Widely used for stucco.
- MEDUSA WATERPROOFED WHITE**
Unsurpassed for a sparkling white water-resisting surface.
- MEDUSA BRIKSET**
Gives a beautiful finish for brick mortar.
- MEDUSA "MEDCO" HIGH EARLY STRENGTH**
Prepared for rush jobs and cold weather construction.
- MEDUSA AIR-ENTRAINING PORTLAND CEMENT**
Protects driveways and sidewalks against the scaling action of salt.
- MEDUSA STONESET**
A non-staining waterproofed cement for laying up stone and face brick.


For further information on any of these cements, simply check this ad, attach to your business letterhead and mail to us.

MEDUSA

PORTLAND CEMENT CO.

1015 Midland Bldg. • Cleveland 15, Ohio

FIFTY-SEVEN YEARS OF CONCRETE PROGRESS



Dual-Unit Grille

In the Hendrick BULATOR, the adjustable deflecting vane grille provides the air throw and spread specified by the engineer — the imposed ornamental grille section meets the decorative requirements of the architect.

The deflecting vanes are not noticeable, although mounted just behind the ornamental grille. A wide variety of Hendrick grille designs, like the Gothic Cloverleaf shown above, have ample open area for satisfactory results. Write for detailed information on the BULATOR.

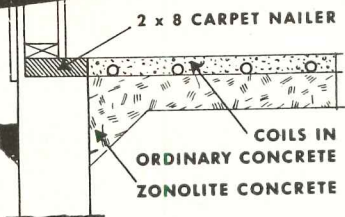


Perforated Metals
Perforated Metal Screens
Architectural Grilles
Mitco Open Steel Flooring,
"Shur-Site" Treads and
Armorgrids

HENDRICK
Manufacturing Company
38 DUNDAFF STREET, CARBONDALE, PA.
Sales Offices in Principal Cities

HOW TO INSULATE RADIANT HEAT FLOORS

with
ZONOLITE
Vermiculite Concrete



With Zonolite Concrete Aggregate your radiant heat jobs will assure rapid heating, better temperature control, and important fuel savings. Heat loss into the ground can be greatly reduced if you follow these simple steps:

On a level well-drained base prepare a 5 or 6-inch fill of coarse stone or gravel, tamped smooth and firm. On top of this, lay a moisture barrier of one or more saturated felts.

Pour 4 inches of Zonolite concrete and allow it to set. Zonolite Aggregate replaces sand, in proportions of 1½ bags of Zonolite Aggregate to 1 bag of portland cement, providing up to 16 times the insulating value of ordinary concrete.

Next the radiant heat pipes or ducts are placed, and ordinary concrete poured to a thickness of at least 1" over the top of the pipes. A 2 x 8 sill insulates against lateral heat loss and serves as a carpet nailer.

Write us for full details on any concrete or plastering job where insulation is important. Send for valuable booklet, "ZONOLITE VERMICULITE INSULATION AND LIGHTWEIGHT AGGREGATES."

ZONOLITE COMPANY
Dept. AR-99, 135 S. La Salle St., Chicago 3, Ill.

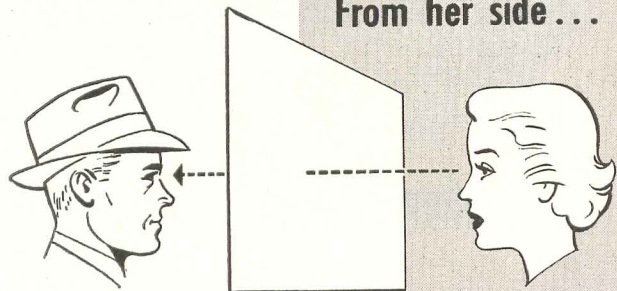
From his side ...



IT'S A MIRROR

(HE CAN'T SEE HER)

From her side ...



IT'S TRANSPARENT

(SHE SEES HIM)

*... a Unique Glass
with Intriguing Uses*

In the same piece of glass, you have both a mirror and a transparent pane—with choice determined by the intensity of light on either side.

Seen from the brightly-lighted side, the glass is a mirror—seen from the dimly-lighted side, it's a transparent pane. And, with the flick of a switch, the effect can be reversed. This is made possible by a thin chrome alloy coating which permits a reflection of about 50%.


Transparent Mirrors have many practical and decorative uses—already they are being used as one-way vision panels in residence doors, in restaurant dining rooms and in displays . . . for special decorative effects in hotels, theaters and stores. Your own imagination will suggest many more uses.

For full information on Transparent Mirrors, write to Liberty Mirror Division, Libbey-Owens-Ford Glass Company, 6999 Nicholas Building, Toledo 3, Ohio.
* T. M.

Libbey-Owens-Ford
Mirropane*
TRANSPARENT MIRROR

LIBERTY MIRROR DIVISION
Libbey-Owens-Ford Glass Company

New

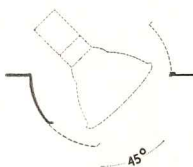


CENTURY'S NEW EYEBALL

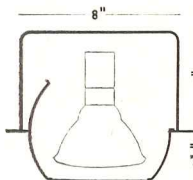
Cat. #362 — \$21.00
(patent applied for)



simple: The only visible part of fixture No. 362 is a truncated hemisphere, precision spun and finished in satin aluminum. The fixture plate and plaster ring are perfectly flush with the finished ceiling.



efficient: The fixture is fully adjustable in any downward direction up to 45° off the vertical. It uses the PAR 38 150 W spot or flood lamps as well as the new 75 W R-30 lamp.



compact: No comparable fixture approaches the small size of No. 362. It is perfectly scaled for large or small rooms and can easily fit into those "tight" spaces where adjustability is often required. ONLY requires 6" depth above ceiling line.


applications: 1. Paintings. 2. Displays. 3. Floral decorations. 4. Statues. 5. Objets d'Art. 6. What-nots. 7. All other Accentlites—and wherever flexible down-lighting is indicated.

CENTURY LIGHTING, INC.

419 W. 55th St., New York 19, N. Y.
626 No. Robertson Blvd., Los Angeles 45, Cal.

BURPS and BUBBLES BUBBLES

are **DANGER**
SIGNS



● Burps and bubbles coming from sinks indicate trouble. They may be the result of drain lines clogged with grease. Grease builds up in unprotected drain lines from sinks, dishwashers and drains . . . slowing up drainage and eventually causing costly repairs. Why take chances on having this happen in the buildings you plan? Specify Josam Grease Interceptors. They catch the grease before it gets into the drain lines . . . keep them clear . . . eliminate repair bills. Their performance is proven through thousands of installations in restaurants, hotels, hospitals and other institutions. Write for free copy of Manual "A," the Authority on Grease Interception.

JOSAM MANUFACTURING COMPANY

Main Sales Office, 302 Josam Building, Cleveland 13, Ohio
Manufacturing Division, Michigan City, Indiana

Representatives In All Principal Cities



Stewart Iron Picket Fence

● Stewart Chain Link Wire as well as Plain and Ornamental Iron Fences are made in a wide range of types and sizes to cover the fencing requirements of all classes of property.

**DON'T OVERLOOK
STEWART**
*If your plans
call for
Iron or Wire fencing*



Stewart Ornamental Iron Gates




Stewart 3TH Chain Link Wire Fence

In addition to fence, Stewart produces many other products for the protection and beautification of residential and industrial property. If you do not have a complete file of Stewart Catalogs, we suggest you write for them.

Stewart
IRON and WIRE
FENCES

**THE STEWART
IRON WORKS CO., INC.**
1677 Stewart Block
CINCINNATI 1, O.
*Experts in Metal
Fabrications since 1886*

No. 22 ABC TEMPLATE



PRICE 2.50
AT YOUR LOCAL DEALERS


FOR **ARCHITECTS
BUILDERS
CONTRACTORS**

- Infinite variety of lengths in rectangles ranging from 4" to 24" widths. • Architects scale 1/4"=1'0"
- Circles, accurately scaled, from 3" to 3' diameters.
- Electrical outlets system symbols of the American Standards Association. • Soil pipe template.
- 16" Spacing scale for rafters, etc. • 4" Module scale
- Furniture and Fixture elevation scale.

WRITE FOR OUR COMPLETE CATALOGUE NO. 49

RAPID DESIGN INC.

P. O. BOX 592 GLENDALE, CALIF.



1941

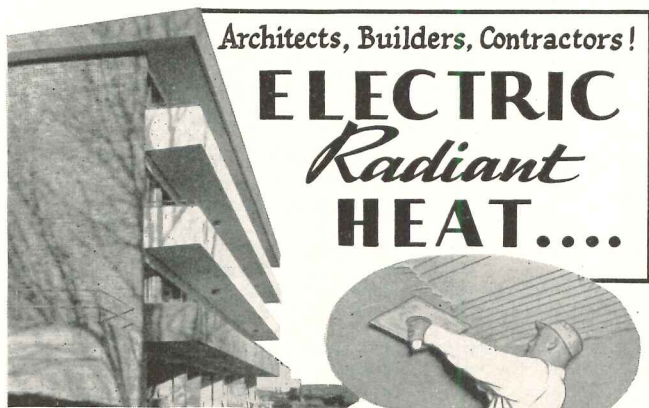
The Crow Island School, Winnetka, Ill., is generally recognized as the prototype of modern school construction. Floors throughout the building are Thos. Moulding Moultilite. **ELIEL SAARINEN — EERO SAARINEN — PERKINS, WHEELER & WILL, Architects.**

The Pace-making FLOOR that Stands the Pace . . .

Thos. Moulding Moultilite Floors have been used in many of the buildings that gave new direction to architectural design. There's a reason. Moultilite kindles the creative imagination with the scope of its artistic possibilities, combined with all-around functional usefulness.

At the Crow Island School, the Moultilite floors have amply justified the architects' choice. The scuffing feet of romping youngsters have left no visible signs of wear after eight years of hard usage. Colors remain clear, bright and lustrous. Maintenance has been no problem, and as always, the Moultilite floors are comfortably buoyant, quiet and slip-safe. In evidence of their satisfaction with Moultilite, the architects continue to specify these floors in their current projects.

Available now is a new Moultilite color chart. Write for your copy to: THOS. MOULDING FLOOR MFG. CO., 165 W. Wacker Drive, Dept. AR-9, Chicago 1, Ill.



Architects, Builders, Contractors!

ELECTRIC Radiant HEAT....

Anna McCaul Apts.
PAUL THIRY, Architect

. . . is the answer to economical apartment HEATING . . . Roberson HEATSUM CABLE recently installed in the ceiling of this modern Seattle apartment house makes the fourth radiant heated McCaul Apartment. Electric radiant heating is praised by apartment owners because it makes it possible for each tenant to control and pay for his own heat; it is so clean that redecorating is required only half as frequently, and it compares favorably in operating cost with other types of heating in most areas. On that next job specify ROBERSON HEATSUM CABLE.

Send for FREE illustrated folder

L. N. ROBERSON CO.

1539 East 103rd Street

Seattle 55, Washington


Moultilite
Flexible-Reinforced MASTER ASPHALT TILE

When it comes to FLOORS... come to

THOS. MOULDING

1949

Moultilite floors used in Palatine, Ill., School by PERKINS & WILL, CHARLES KLOPP, Associated Architects



INDEX TO ADVERTISEMENTS

MANUFACTURERS' PRE-FILED CATALOGS
 Symbols "a", "b", and "e" indicate that catalogs of firms so marked are available in Sweet's Files as follows:

a—Sweet's File, Architectural, 1949
 b—Sweet's File for Builders, 1949
 e—Sweet's File, Engineering, 1949

ab Accurate Metal Weatherstrip Co., Inc.....	180	a General Portland Cement Co.....	78	a Powers Regulator Company.....	84
abe Adam, Frank Electric Co.....	85	a Globe Hoist Company.....	196	a Pyle-National Company.....	70
a Adams-Rite Mfg. Co.....	192	a Goodrich, B. F. Co.....	158		
a Adams & Westlake Company.....	221	ae Grinnell Company, Inc.....	63	Rapidesign, Inc.....	227
Aerofin Corporation.....	209	Guth, Edwin F. Company.....	30	a Republic Steel Corporation.....	32-173
Alan Wood Steel Company.....	14			abe Revere Copper & Brass, Inc.....	177
a Allegheny Ludlum Steel Corp.....	167	ae Hart & Hegeman Division.....	16	a Reynolds Metals Company.....	77-170
a Aluminum Company of America.....	41-65	Haws Drinking Faucet Co.....	210	a Reynolds Metals Co.—Aluminum Division..	170
a Aluminum Window Manufacturers Assn....	214	ae Haynes Products Co.....	212	ab Richmond Radiator Company.....	77
ae American Abrasive Metals Co.....	186	ae Hendrick Manufacturing Co.....	225	a Ric-Wil Company.....	29
a American Brass Company.....	43	a Herring-Hall Marvin Safe Co.....	191	Rilco Laminated Products, Inc.....	176
American Hardware Corp.....	212	a Hillyard Sales Companies.....	222	Roberson, L. N. Company.....	227
a American Tile & Rubber Company.....	168	a Hood Rubber Co.....	158	ae Robertson, H. H. Co.....	197
a Anaconda Copper Mining Co.....	43	a Horn Brothers Co.....	174	ab Raddis Plywood Corporation.....	42
Anthracite Institute.....	219	abe Hunter Fan & Ventilating Co., Inc.....	206	a Rohm & Haas Company.....	13
a Armco Steel Corporation.....	50			a Rotary Lift Co.....	218
ae Armstrong Cork Company.....	8-9	a Imperial Brass Mfg. Co.....	6	ae Ruberoid Co.....	86
ae Arrow-Hart & Hegeman Electric Co.....	16	Infra Insulation, Inc.....	188	Russell & Erwin Division.....	212
Asphalt Roofing Industry Bureau.....	35	abe Inland Steel Products Co.....	151	b Russell, F. C. Co.....	210
		International Nickel Company, Inc.....	211		
Benjamin Electric Mfg. Co.....	20	a Jackson & Church Co.....	214	a Sanymetal Products Co., Inc.....	75
Bergen Cabinet Co.....	178	ae Johns-Manville.....	51	Sarcotherm Controls, Inc.....	67
a Bethlehem Steel Company.....	74	ae Josam Manufacturing Co.....	226	Schieber Mfg. Co.....	204
Bigelow Rugs & Carpets.....	40			ae Scott Washroom Advisory Service.....	34
a Blank, Frederic & Co., Inc.....	203	ae Keasbey & Mattison Company.....	46	a Seaporcel Metals, Inc.....	160
a Brasco Manufacturing Co.....	47	a Kennedy, David E. Co.....	33	a Sedgwick Machine Works.....	172
Briggs Manufacturing Co.....	38-39	Kewaunee Mfg. Co.....	166	e Serviced Products Corp.....	204
ab Bruce, E. L. Co.....	71	Kinetic Chemicals, Inc.....	80-81	ae Sloan Valve Company.....	4th Cover
a Bryant Electric Co.....	213			Smith, Alexander—C. H. Masland.....	19
ae Bulldog Electric Products Co.....	37	a L.C.N. Closers, Inc.....	157	Smithcraft Lighting Division.....	175
Burnham Corporation.....	53	ab Lawson, F. H. Co.....	208	a Speakman Company.....	52
ae Burt Mfg. Co.....	12	Lees, James & Sons Company.....	54	abe Stanley Works.....	76
Byers, A. M. Co.....	4	abe Libbey-Owens-Ford Glass Co.....	82-225	ae Stewart Iron Works Co.....	226
		Liberty Mirror Division.....	225	ab Superior Fireplace Co.....	202
ab Cabot, Samuel, Inc.....	184	Litecontrol Corporation.....	58		
Case, W. A. & Son Mfg. Co.....	3rd Cover	Lone Star Cement Corp.....	218	ae Taylor, Halsey W. Co.....	163
ab Caco Steel Products Corp.....	2-3	Lucke, W. B., Inc.....	220	Textile Products Division.....	207
abe Celotex Corporation.....	183			Thonet Industries, Inc.....	216
a Century Lighting, Inc.....	226	a Macomber, Incorporated.....	195	ab Thrush, H. A. & Company.....	223
Chicago Hardware Co.....	194	ae Mahon, R. C. Co.....	59	be Tile-Tex Division.....	171
ab Church, C. F. Mfg. Co.....	187	Marlo Coil Co.....	72	e Timber Structures, Inc.....	204
ae Colorado Fuel & Iron Corp.....	224	a Martin-Parry Corporation.....	25	Todd Shipyards Corp.....	192
a Columbia Mills, Inc.....	60	a Medart, Fred Products, Inc.....	57	ab Trade-Wind Motorfans, Inc.....	216
Combustion Equipment Division.....	192	a Medusa Portland Cement Co.....	224	abe Trane Company.....	165
ab Connor Lumber & Land Co.....	202	Michaels Art Bronze Co., Inc.....	18	a Trinity Portland Cement Division.....	78
Connor, W. B. Engineering Corp.....	169	ae Mills Company.....	83	abe Truscon Steel Company.....	230
Corning Glass Works.....	199	ae Minneapolis-Honeywell Control Systems Co.	27	a Tuttle & Bailey, Inc.....	55
Couch, S. H. Co., Inc.....	198	a Minwax Company, Inc.....	198	Tyler, Arthur F. Co.....	218
b Crane Co.....	66	ae Mitchell Manufacturing Co.....	161		
Crucible Steel Company of America.....	36	ae Modine Mfg. Co.....	189	ab United States Plywood Corp.....	215
ab Cuprinol Division.....	214	ae Moulding, Thos. Floor Mfg. Co.....	227	e United States Steel Corporation Subsidiaries	205
a Curtis Companies Service Bureau.....	21			a Universal Atlas Cement.....	205
a Cutler Mail Chute Co.....	222	ab Natcor Store Fronts.....	212	a Van Range, John Co.....	182
		a National Gypsum Company.....	201		
ab Darworth Incorporated.....	214	e Nelson, Herman Corporation.....	154	ae Wakefield, F. W. Brass Company.....	17
a Day-Brite Lighting, Inc.....	181			abe Westinghouse Electric Corp.....	61-222
abe Detroit Steel Products Company.....	159	Ohio Hydrate & Supply Co.....	194	a Westinghouse Electric Corp.—Elevator Div..	48-49
ae Dravo Corporation.....	24	ae Okonite Company.....	185	Weyerhaeuser Sales Company.....	22-23
a Durisol, Inc.....	164	ae Otis Elevator Company.....	73	e Wickwire Spencer Steel Div.....	224
a Dwyer Products Corporation.....	190	ae Owens-Corning Fiberglas Corp.....	62-152-207	ae Wing, L. J. Mfg. Co.....	200
		Ozalid Division.....	1	Woodwork Corporation of America.....	31
Edwards Co., Inc.....	11			a Worthington Pump & Machinery Corp.....	193
Employment Opportunities.....	206-208	Peiko Industries, Inc.....	15	a Wright Manufacturing Co.....	162
		a Pittsburgh Paint Co.....	69	Wurlitzer, Rudolph Company.....	217
Faber, A. W. Castell Pencil Co., Inc.....	224	abe Pittsburgh Plate Glass Company.....	56-69-179		
e Fedders-Quigan Corporation.....	202	a Pittsburgh Reflector Company.....	45	a Young Radiator Co.....	196
Federal Seaboard Terra Cotta Corp.....	44	Poblocki & Sons.....	208	abe Zonolite Company.....	225
a Fiske, J. W. Iron Works.....	220	a Portland Cement Association.....	64		
a Fitzgibbons Boiler Company.....	216				
abe Flintkote Company.....	2nd Cover-171				
ab Flynn, Michael Manufacturing Co.....	68				
ab Frick Company.....	220				
General Aniline & Film Corp.....	1				
General Controls.....	210				
ae General Electric Co.—Apparatus Dept.....	79				
a General Electric Co.—Wiring.....	229				

NEW YORK—H. Judd Payne, Publishing Director; Robert F. Marshall, Business Manager; Tom Tredwell, Advertising Mgr.; Benton B. Orwig, Creative Service Manager; M. A. Murphy, Advertising Production Manager, 119 West 40th Street; BOSTON—Harry M. Horn, Jr., 855 Park Square Bldg.; CHICAGO—C. B. Riemersma, Robert T. Franden, John M. Cogan, 700 Merchandise Mart; CLEVELAND—John C. Jackson, David K. Bortz, 321 Hanna Bldg.; DALLAS—O. O. Paulsell, 412 Construction Bldg.; LOS ANGELES—Bob Wettstein, 672 South Lafayette Park Place; PHILADELPHIA—Tom Tredwell, 1321 Arch St.; PORTLAND—Bob Wettstein, 907 Terminal Sales Bldg.; SAN FRANCISCO—Bob Wettstein, 1003 TWA Bldg., 240 Stockton St.

New Prudential building uses



**FIBERDUCT
UNDERFLOOR
RACEWAYS**

for a really modern wiring system



Highly dramatic, carefully planned, the Prudential Insurance Company's new Western home office now brings another example of modern workability to the Southern California scene. Realizing the need for a modern, flexible wiring system that matched the workability of the building itself—Wurdeman & Becket, architects, specified a G-E Fiberduct raceway system. This triple-duct system utilizes approximately 80,000 feet of G-E Fiberduct raceways, and supplies three completely separate channels for telephone, signal, and electrical distribution. It provides for immediate wiring changes as personnel are moved, partitions shifted, and business machines and phones are added.

Tomorrow's electrical demands won't find the new Prudential building wanting. Its system of General Electric Fiberduct underfloor raceways will provide complete electrical flexibility in the years to come. When new outlets are needed, when distribution changes are necessary, this underfloor system can provide these facilities at any time.

General Electric Fiberduct raceways give building management complete freedom of floor arrangement, because they permit the installations of outlets at any point along the duct line—at any time during the life of

the building. These nonmetallic raceways provide ample capacity for future electrical requirements. In monolithic or slab and fill type of construction they provide an over-all raceway pattern that makes circuits available throughout the floor area.

To provide a new outlet it is only necessary to make a small opening in the floor over the raceway, pull the wires through, and install the outlet. New distribution can be added simply by pulling wires through the ducts. It's as quick and easy as that—the job is done at low cost with no interruption of the building's facilities.

**Get complete details
on G-E Fiberduct**

We've prepared a new 80-page book that gives the complete G-E Fiberduct story. It's packed with the facts you'll want to know—wiring diagrams, installation details, descriptions, and other valuable information. To get your free copy fill in and mail the coupon below.

Section C24-95
Construction Materials Department
General Electric Company
Bridgeport 2, Connecticut

Please send me a free copy of the 80-page book "Fiberduct Data Manual."


Name..... Title.....

Company.....


Street.....

City..... Zone..... State.....

GENERAL  **ELECTRIC**




UPSTAIRS




DOWNSTAIRS

and all over the new Franklin Delano Roosevelt Hospital



Franklin Delano Roosevelt Veterans Hospital, Peekskill, New York. Contractors, Merritt Chapman & Scott Corp., New York City; Fred J. Brotherton, Inc., Hackensack, N. J. Lather & Plasterer, Sherman Plastering Corp. Architect, U. S. Army Engineers.

Truscon Metal Lath Products help plastering artistry



● Tons of Truscon Diamond Lath, Self-Sentering Lath, Corner Bead, Channels and Galvanized Tie Wire were used to assure real plastering craftsmanship in this great new structure.

These Truscon steel building materials served several important functions: (1) They permitted the quick, low-cost coverage of large areas with smooth, flat lath; (2) they met strict fire-proofing requirements; and (3) they helped attain a high quality of plastered job, and will protect the fine appearance of the walls and ceilings for a great many years.

Write for free descriptive catalog showing the entire line of Truscon Metal Lath and Accessory Products, to help you develop modern masterpieces.



TRUSCON STEEL COMPANY
YOUNGSTOWN 1, OHIO

SALES OFFICES AND WAREHOUSES IN PRINCIPAL CITIES
Subsidiary of Republic Steel Corporation

**TRUSCON
SERVES
THE PLASTERING
INDUSTRY**