

ARCHITECTURAL RECORD


RECORD
HOUSES
OF 1962

TWENTY OF THE FINEST NEW ARCHITECT-DESIGNED HOUSES
SHOWN IN 190 PHOTOGRAPHS, PLANS AND DRAWINGS

MID-MAY
1962 ISSUE



Harlequin effect in floor made up of new Kentile® "Breccia"™ Solid Vinyl Tile. Colors: Marine Blue and Whitestone, plus plain White. Walls in new Kentile Custom Cork. DESIGNER: Braswell-Cook.



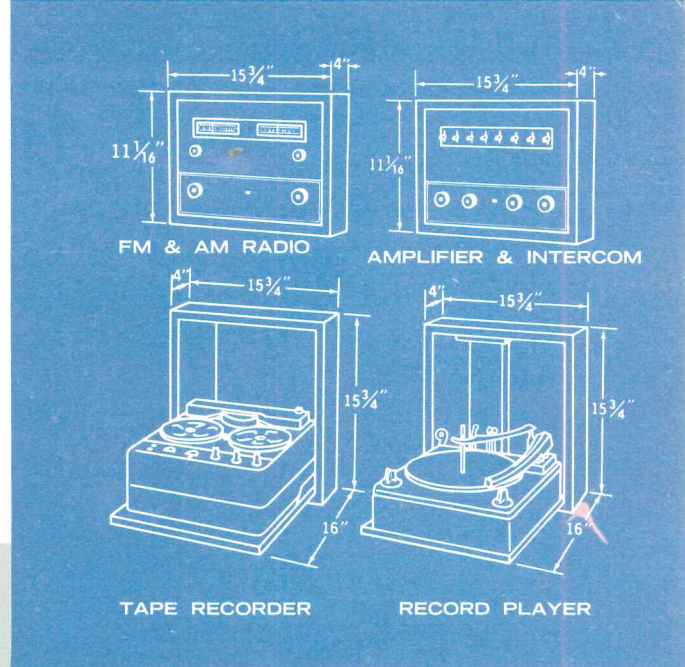
New! The glowing beauty of a marble floor...in
Kentile "Breccia" Solid Vinyl Tile. This elegant new style complements any décor. Ideal for the busiest room, even kitchens. Choice of 9 fascinating three-dimensional colors. Samples? Specifications? Call your Kentile Representative.

New York, Chicago, Philadelphia, Atlanta,
Cleveland, Kansas City, Torrance, Cal.

KENTILE VINYL FLOORS

Include NuTone Built-In Stereo in Your Plans

BUILT INTO YOUR
FAMILY ROOM OR
LIVING ROOM WALLS



FM & AM RADIO

AMPLIFIER & INTERCOM

TAPE RECORDER

RECORD PLAYER




4-Way Stereo System

1. **FM & AM RADIO**
For Stereo broadcasts, or separate AM and FM programs, in different rooms.
2. **ROOM-TO-ROOM INTERCOM**
Control-Center for the entire System, with Selectors for 8 Intercom Stations.
3. **TAPE RECORDER**
Records and plays back 4-Track Stereo and monaural Tape. It's portable, too!
4. **STEREO RECORD PLAYER**
For Stereo and conventional records of all speeds. Has "Automatic Shut-Off".

Nothing you specify will give your clients more enjoyment than stereo music throughout the home and in the patio! Built-in components save space, avoid cabinet-clutter. Wall Speakers give you the very finest tone, blend perfectly with any interior.

AM MODEL 2053 SILVER ANODIZED





AM

NuTone Built-In Music Plus Intercom

Your clients will appreciate the new custom-look and superb performance of NuTone's revolutionary design, outstanding engineering and especially the LOW COST! They can't be matched anywhere in their price-range! Choose from 4 am/fm or am sets, 3 sizes of speakers.

WRITE FOR SPECIFICATIONS AND LITERATURE
 NUTONE, INC., Dept. RH, Cincinnati 27, Ohio



See Previous Page



AM-FM MODEL 2058 COPPER ANODIZED

FM

ARCHITECTURAL RECORD

MID-MAY 1962

BUILDING TYPES STUDY 307: TWENTY HOUSES OF THE YEAR

PREFACE	51
NOTE TO BUILDERS:	
<i>An Architect's Answer to the Pre-Fab Tract House Problem.</i> ROBERT DAMORA, Architect. Development house for New Seabury, Cape Cod, Massachusetts	52
<i>Contemporary in the Grand Manner.</i> PAUL RUDOLPH, Architect. Mr. and Mrs. R. A. Liggett, Owners. Location: Tampa, Florida	62
<i>Powerful Design Sets Tract Pace.</i> CHARLES W. MOORE AND RICHARD C. PETERS, Architects. Development house for Roy K. Hubbard. Location: Corral De Tierra, California	66
<i>An Interplay of Pavilion Shapes Gives Residence Change of Pace.</i> ULRICH FRANZEN AND ASSOCIATES, Architects. Residence in New London, Connecticut	70
<i>Modern to Fit a Traditional Code.</i> KRAMER & KRAMER, Architects. Residence in Teaneck, New Jersey	76
<i>Casual Retirement House Gets Big Space with Folding Walls.</i> ROBERT B. BROWNE, Architect. Mr. R. S. Barrows, Owner. Location: Marathon Shores, Key Vaca, Florida	80
<i>Tract House in Bay Region Style.</i> ROGER LEE ASSOCIATES, Architects. Residence in Berkeley, California	84
<i>A Modern House Reflects Its Tudor Neighborhood.</i> JOHN TERENCE KELLY, Architect. Dr. and Mrs. Harold McDonald, Owners. Location: Gulf Farms, Elyria, Ohio	90
<i>\$15,500 Buys Civility and Comfort.</i> ELROY WEBBER ASSOCIATES, Architects. Dr. Virginia Galbraith, Owner. Location: South Hadley, Massachusetts	94
<i>Three-Part Plan Gives Good Scale.</i> BASSETTI & MORSE, Architects. Steven P. Wertheimer, Owner. Location: Mercer Island, Washington	98
<i>Curving House Designed for Sweeping View.</i> GEORGE FRED KECK-WILLIAM KECK, Architects. Mrs. Frank E. Payne, Owner. Location: Pleasant Valley, Bucks County, Pennsylvania	102
<i>Urbanity and Rusticity are Skillfully Combined.</i> NEWTON E. GRIFFITH, Architect and Owner. Location: Edina, Minnesota	106
<i>Glass Living Pavilion Tops View.</i> PHILIP JOHNSON, Architect. Residence on Lloyd's Neck, Long Island, New York	110
<i>Art and Craft Combined in Simple Structure.</i> NORMAN F. CARVER JR., Designer. Mr. and Mrs. Donald Probasco, Owners. Location: Kalamazoo, Michigan	114
<i>Builder House of Concrete Offers Budget Luxury.</i> KUHN & DRAKE, Architects. Residence for R & S Builders. Location: South Plainfield, New Jersey	118
<i>Designed for a Hilltop View.</i> JAMES EDGAR STAGEBERG, Architect. Dr. Roger Ewert, Owner. Location: Minneapolis, Minnesota	122
<i>Artful Union of Size and Simplicity.</i> GEORGE S. LEWIS, Architect. Mr. and Mrs. David Hall Faile, Owners. Location: Green Farms, Westport, Connecticut	126
<i>Tract House in Good Modern Design.</i> LADD & KELSEY, Architects. Development house for Laguna Niguel Corporation. Location: South Laguna, California	130

NOTE TO BUILDERS:

ARCHITECTURAL RECORD takes pleasure in bringing you this Mid-May issue, with the hope that the award-winning houses presented here (five of which are development houses) may help stimulate even closer architect-builder cooperation for even better design, and for the benefit of all.

COVER:

DEVELOPMENT HOUSE
Cape Cod, Massachusetts;
Robert Damora, Architect
and Photographer.

ARCHITECTURAL RECORD
Mid-May 1962 Vol. 131, No. 6

Published monthly,
except May 1962,
when semi-monthly,
by F. W. Dodge Corporation,
a McGraw-Hill Company.

Executive, editorial, circulation
and advertising offices:
119 West 40th Street,
New York 18, N.Y.
Western Editorial Office:
2877 Shasta Road,
Berkeley 8, Calif.
Office of Publication,
10 Ferry Street,
Concord, N.H.;
second-class mail postage
paid at Concord, N.H.

Subscription rate for
individuals in the field served
\$5.50 per year in U.S.,
U.S. Possessions and Canada;
single copies \$2.00
except Mid-May 1962 issue \$2.95.
Further details on page 6.
Postmaster: Please send Form 3579
to Circulation Manager,
ARCHITECTURAL RECORD,
119 West 40th Street,
New York 18, N.Y.

(National Edition)

<i>A Multi-Level House with Service Towers.</i> ROBERT ERNEST, Architect and Owner. Location: Atlantic Beach, Florida	136
<i>Space Serves Both Art and Function.</i> GEORGE MATSUMOTO, Architect. Mr. and Mrs. Edward Thrower, Owners. Location: Sedgfield, North Carolina	140

FEATURES

KITCHENS: Efficiency Is Not Enough, by Edward D. Stone	5
BATHROOMS: A Trend to More Luxury, by Evelyn Jablow	13

RECORD REPORTS

DESIGNERS OF RECORD HOUSES OF 1962	146
PHOTOGRAPHERS OF RECORD HOUSES OF 1962	190
RECORD HOUSES COMPARATIVE BUILDING COSTS FOR SELECTED CITIES: Prepared by Myron L. Matthews, Editor, Dow Building Cost Calculator and Valuation Guide	182
A RECORD SPECIAL REPORT: F. W. Dodge Housing Characteristics Survey	186

ARCHITECTURAL ENGINEERING

YEAR ROUND AIR CONDITIONING: A New Way to Compute Heat Loads, by James D. Nolan	35
---	----

NEW PRODUCTS for the house	154
----------------------------	-----

NEW LITERATURE for home-planning	179
----------------------------------	-----

INDEX TO ADVERTISING	192
----------------------	-----

RECORD HOUSES READER SERVICE DEPARTMENT	177
---	-----

OF PARTICULAR ASSISTANCE TO THE EDITOR AND STAFF in preparation of this issue were: HERBERT L. SMITH, JR., *editor-in-charge*; GRACE M. ANDERSON, *associate editor*; MARJORIE B. NOYES and BARBARA CASH, *page design and drawings*; ALEX H. STILLANO, *cover and art production*; JAN RAHM, *products and literature*; ANNE KEFFER, *editorial production*.

ARCHITECTURAL RECORD (combined with AMERICAN ARCHITECT and ARCHITECTURE), title ® reg. in U. S. Patent Office, © copyright 1962 by F. W. Dodge Corporation, a McGraw-Hill Company. Copyright not claimed in four-color illustrations on front cover and on pages 52, 70, 80, 90, 107, 126, 136, 145. All rights reserved including the right to reproduce the contents of this publication either in whole or in part. Quotations on bulk reprints of articles available on request. Indexed in Reader's Guide to Periodical Literature, Art Index, Industrial Arts Index and Engineering Index.

Every effort will be made to return material submitted for possible publication (if accompanied by stamped, addressed envelope), but the editors and the corporation will not be responsible for loss or damage.

SUBSCRIPTIONS: Available only by paid subscription. Publisher reserves the right to refuse non-qualified subscriptions. Subscriptions to Architectural Record solicited only from architects and engineers. Position, firm connection, and type of firm must be indicated on subscription orders forwarded to Circulation Manager, Architectural Record, 119 West 40th Street, New York 18, N. Y. Subscription prices: U. S., U. S. Possessions and Canada: \$5.50 per year; other Western Hemisphere countries, to those who by title are architects and engineers, \$9.00 per year. Single copy price except Mid-May 1962 issue \$2.00; Mid-May 1962 issue \$2.95. Beyond Western Hemisphere, to those who by title are architects and engineers, \$9.00 per year for 12 monthly issues not including Mid-May 1962 issue. Subscriptions from all others outside U. S., U. S. Possessions and Canada for 12 monthly issues, not including Mid-May issue, \$24.00 per year.

CHANGE OF ADDRESS: Subscribers are requested to furnish promptly both old and new address, sending, if possible, stencil impression from magazine wrapper; new postal zone number, if any, should be included. Allow one month for change.

UNCONDITIONAL GUARANTEE: The publisher, upon written request, agrees to refund the part of the subscription price applying to the remaining unfilled portion of the subscription if service is unsatisfactory.

OTHER F. W. DODGE SERVICES: Dodge Reports—Dodge Construction Statistics—Sweet's Catalog Services—Dodge Mailing Service—Home Planners' Digest—The Modern Hospital—The Nation's Schools—College and University Business—Hospital Purchasing File—Chicago Construction News—Daily Pacific Builder (San Francisco)—The Daily Journal (Denver)—Real Estate Record & Builders Guide—Dow Building Cost Calculator.

Audit Bureau of Circulation



Associated Business Publications



Staff of Architectural Record

EDITOR
Emerson Goble, A.I.A.

SENIOR EDITORS
Jeanne M. Davern, *Assistant to the Editor*
Robert E. Fischer, *Engineering*
James S. Hornbeck, A.I.A., *Features*
William Dudley Hunt, Jr., A.I.A.
Elisabeth Kendall Thompson, A.I.A., *West*

ASSOCIATE EDITORS
Herbert L. Smith, Jr., A.I.A., *Houses*
Mildred F. Schmertz, *Design*
Grace M. Anderson
William B. Foxhall
Anne Keffer, *Production*

ASSISTANT EDITOR
Kathryn Gallant

EDITORIAL ASSISTANT
Jan Rahm

DESIGN
Eugene H. Hawley, *Director*
Alex H. Stillano, *Associate*
Sigman-Ward, *Drafting*

EDITORIAL CONSULTANTS
Robert Anshen, F.A.I.A.
Edward Larrabee Barnes, A.I.A.
Walter Gropius, F.A.I.A.
Robert F. Hastings, F.A.I.A.
Paul Rudolph, A.I.A.

INDUSTRY CONSULTANTS
Gordon W. McKinley, *Economics*
Clyde Shute, *Statistical*
Clifford G. Dunnells, Jr., *Field Research*
Daniel J. Howe, Jr., *Public Relations*
Ernest Mickel, *Washington*

PUBLISHER
Robert F. Marshall

EDITORIAL DIRECTOR
Robert M. Cunningham, Jr.

PUBLISHING ADVISER
H. Judd Payne

CIRCULATION MANAGER
Marshall T. Ginn

Officers of F. W. Dodge Corporation

HONORARY CHAIRMAN OF THE BOARD
James McV. Breed

CHAIRMAN OF THE BOARD
Paul Abbott

PRESIDENT
Irving W. Hadsell

EXECUTIVE VICE PRESIDENTS
Julius T. Little, Robert F. Marshall,
T. Oliver Morgan, O. O. Paulsell

EXECUTIVE VICE PRESIDENT AND TREASURER
Howard M. Thompson

VICE PRESIDENTS
Robert M. Cunningham, Jr., William H.
Hatch, Jr., Gordon W. McKinley, Richard H. Ray

REGIONAL VICE PRESIDENTS
George H. Atherton, Miles W. Beatty,
Carl S. Bennett, Robert G. Bingham,
Alton W. Kitchens, Sam L. Marshall, Jr.,
Arthur D. Prior

CONTROLLER
Stuart W. McLaughlin

ASSISTANT VICE PRESIDENTS
Walter F. DeSaix, Clifford G. Dunnells,
Jr., Gault Eastman, Edwin H. Freed,
Clyde Shute

SECRETARY
John J. Cooke

ASSISTANT SECRETARIES
William C. Breed, Jr., George W. Morgan

ASSISTANT TREASURER
Irving B. Satin



Easy care! You can clean the bathroom floor with a flick of broom or mop when you have the Briggs Beautyware "King" Toilet. There are no awkward dust-catchers, no hard-to-reach holes between wall and

fixture. And see the "King's" easy-clean contours, too. They're sculptured by Briggs craftsmen in six glamorous colors, and white, of lustrous, stain-resistant vitreous china for years of flawless beauty.


Four points that make a bathroom modern!



Low Ledge-back combines with subtly modeled basin to create the clean, modern look of the Briggs "Whitman" vitreous china lavatory. Angled fittings and up-swept towel bars complete this graceful effect, yours only with Briggs.



Exclusive Briggs Porcelain Finish is glass-smooth, fused right *into* Briggs special Enameling Iron . . . not *on* bathtub metal like other finishes. The result? True, nonfading colors, durable beauty that resists acid and chipping.



Exclusive Color Inserts match Briggs fittings to the glowing, decorator colors of your Briggs Beautyware fixtures. Only Briggs brings you this new concept in chrome fittings, with distinctive styling by Harley Earl, Inc.

Look for these modern features in the home you buy. Bathroom fixtures are permanent fixtures. Your builder knows. That's why so often he selects Briggs, the brand that can make such difference for you in bathroom care and beauty.

BRIGGS

B E A U T Y W A R E

For more data, circle 3 on Inquiry Card

*A full range of applications
requires but one specification:*


Arcadia series 700 sliding doors

All normal sliding door requirements now are integrated by design developments of Arcadia's famous standard **Series 700 door** . . . and at very favorable costs. New uses are allowed by **varied panel types**, with transoms, muntins, and an exclusive **loose stop** design for easy replacement. **Complete flexibility** stems from heights to 8', or 9' with reinforcing, a choice of jambs, choice of glazing. **Multi-slide doors**, by-passing doors, wall doors and pocket doors soon will be available. And of course, Arcadia's renowned **weather-tight performance** and quality construction. Write for complete details (as catalogued in Sweet's).



NORTHROP ARCHITECTURAL SYSTEMS

5022 Triggs Street, Los Angeles 22 / AN 2-6171 / subsidiary of Northrop Corporation



KITCHENS: EFFICIENCY IS NOT ENOUGH

by EDWARD D. STONE

Progress can be a limiting factor and, in fact, the kitchen and the bathroom are its particular victims. It is obvious that the architect can fit three required fixtures into a bathroom which is only about 5 ft 6 in. by 8 ft. However, when this space has to serve a family of two or three or four, as it very often does, it becomes in effect a closet containing all the specialized paraphernalia that the family accumulates.

So it is with the kitchen. Actually one can have a range, a refrigerator, a sink, and some storage space in a very tiny space indeed. However, I think this approach of hygienic efficiency is really not the most satisfying nor the correct one.

Though I live in New York where one does not have the folksy approach to life, we find that, even with help in the kitchen, we still gravitate there. I have ideas on cooking and always have drinks to mix and odds and ends to do myself, which I rather enjoy. But this is a hopeless task in the tiny, modern efficient kitchen. The kitchen is a room that should be attractive.

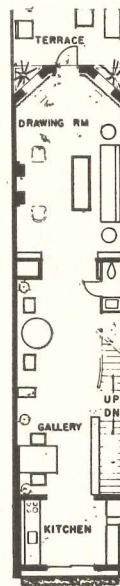
It would be interesting to do a time study to see how many hours the housewife actually spends in the kitchen, and how many hours the

children and the husband are there. I think that if we clocked the waking hours of a family we would find that a good deal more time is spent in the kitchen than in the living room. Therefore, it quite rationally seems more important that this room should be spacious enough to be comfortable. It should be well lighted and have a few attractive amenities—a Kennedy rocker, or a place for the housewife to do her accounts, and certainly a telephone. My belief that a kitchen can be a very attractive space and even have a little elegance is illustrated in the kitchen I designed for our house in New York. We have white marble flooring throughout the first floor of our house and it is carried right into the kitchen. We have glass from floor to ceiling which enables us to look out on the street; the glass is screened by a grill for privacy during the day. I must say visitors in our house really are taken aback that a kitchen can be so attractive.

I think also about a house I did for Mr. A. Conger Goodyear, who is a great art collector. Everyone was surprised at his de luxe bathroom with its marble counters (quite a new thing in 1937) and sculptures, paintings and murals. It looked, and



The kitchen in the Edward D. Stone house has the same fine finishes and details as the main living areas of the house



STRENGTH



VERSATILITY



BEAUTY


SOUTHERN PINE

There's nothing in the world like wood . . . and no wood in the world like Southern Pine! □ For Strength . . . so important to the protection of your family and your home investment. □ For Beauty . . . Southern Pine creates enchanting interiors and exciting exteriors. □ For Versatility . . . adapts gracefully to all designs whether contemporary or traditional. □ For Economy, too . . . because high quality Southern Pine is an all-purpose wood that serves all construction and decorative needs with equal distinction. □ Insist on Southern Pine—you'll be glad you did! It's available from your retail lumber dealer.



SPA Trade-marked lumber . . . from the mills of the Southern Pine Association . . . is officially grade-marked. This means conformance to the highest standard in the lumber industry . . . including proper seasoning, which preshrinks the lumber to American Lumber Standards sizes.

S O U T H E R N P I N E A S S O C I A T I O N



FREE

FULL COLOR BOOKLET
"IDEAS FOR MORE LIVABLE HOMES"
Write to SPA . . . 520 National Bank of Commerce Building, New Orleans 12, Louisiana

still looks, wonderful. In the Celanese house kitchen we have a beautiful abstract painting by Joseph Albers, and we could very well have suspended sculptures, paintings or other decorative amenities. In my own kitchen we have trays, pitchers and other useful objects, which are also beautiful, on display. There is no practical objection to including beautiful things if they are placed carefully. Of course, I would not endorse putting an oil painting above the range!

The kind of kitchen you plan does depend, naturally, on the type of dwelling you are building. I am now working on my own country house. I am remodeling a house built about fifty years ago, and have arranged the kitchen with a fireplace where we can sit around the fire. Of course, we have breakfast there in the morning; ideally, there should be a place in every kitchen where one can dine informally and have breakfasts and late-night suppers. Our country house kitchen will be a great big old-fashioned kitchen where the family can gather. It is really fine to encourage everyone to participate in the preparation of the meal and have everybody contribute his or her opinion about what should be done.

However, I think that if one is planning a large house, there should be a dining room where one can have either a few for dinner or a great many, as he elects. There are, of course, architects who open the kitchen completely to the living space and even design it as a counter

right in the living room. Though I admire their ideas, from my own experience of life with a wife and children, this would not work for us. I feel strongly that one should have a separate dining room. I would not have said this twenty years ago when modern architecture was exploring the open plan so extensively, but now I would rather see a better assignment of space which would include a kitchen where a family could have informal meals, and a dining room—even if it were provided at the sacrifice of the living space. I do not see any objection to combining the dining and living space.

There is another reason why the kitchen which is simply a counter in the living room is impractical: the kitchen odors can go all through the house, and this is not pleasant.

While we are on the subject of space and planning, I think the women's magazines got us all tied up in knots and complicated the pattern of circulation within a house by demanding that one had to get from the kitchen to the front door readily without going through the living room. In other words, when one must get from the front door to the kitchen and to all the bedrooms independently of the living room, the house plan is tied up in a knot; the demand for this circulation pattern is an unnecessary refinement in the small house. It is much more spacious and gracious to plan around a big central room.

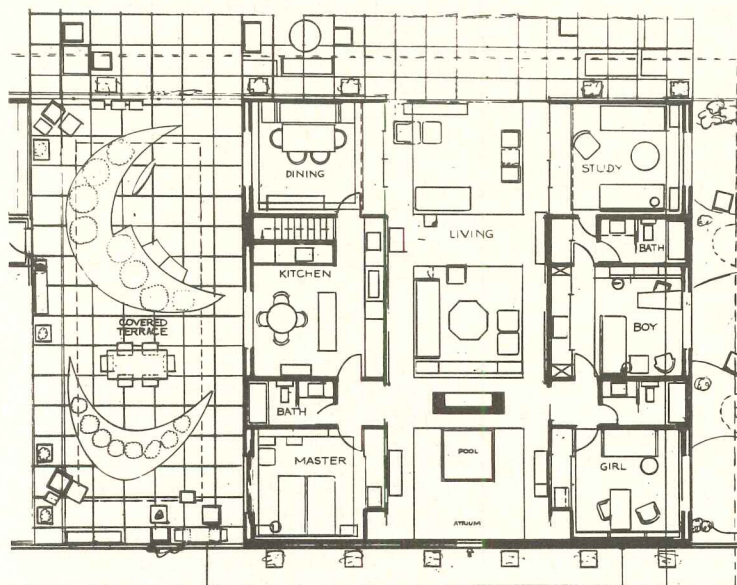
My most recent houses have a great open space through the house,

and from that great space you can get to the kitchen, to the bedrooms, and so on. In a sense, it is a revival of the inner court or atrium principle, but it is actually more like a Palladian house, where there is a great hall extending throughout the house in each direction, and where the four corners are occupied by the kitchen, bedrooms, and the dining space.

The Celanese house in New Canaan, Connecticut, illustrates clearly what I am talking about. The plan works well. From the kitchen one can walk to the front door without going through the living room, and one can also walk around to the bedrooms. It is very spacious and nice compared to the type of plan in which one comes into a little vestibule with the kitchen on one side and the bedrooms off to the other. The plan is arranged so that the kitchen opens out to a terrace which is protected from the weather. That terrace room couldn't be nicer for outdoor dining. (It is important that you can serve food and drink out-of-doors.) The dining room, which is an alcove off the living room, is directly adjacent to the kitchen and it also opens to the covered terrace room.

For the average family I think the kitchen does not need to be any larger than about 15 ft square.


Of course, the kitchen could be a little more spacious and have a fireplace and lounge area; a small but comfortable seating area. Some years ago I designed the Knoll house in Fayetteville, Arkansas, where the



The Celanese house has a kitchen with an island counter to add work space

New Amtico Roman Renaissance*

follows a proud tradition of flooring masterpieces!



Now, Amtico creates a brand new peer for that traditional classic, Renaissance® Vinyl Flooring. You can use the regal elegance of Amtico Roman Renaissance to enhance your most distinguished floor designs.

Roman Renaissance has a unique character all its own. It's all new, all-vinyl . . . with large, non-directional, marble-like chips . . . richly veined to create a lustrous dimension. Graces any room with

charm and taste, achieves a pleasing harmony in any of four colors . . . white, beige, black and mica gold. In standard tile sizes, 1/8" gauge. Of course, all of Amtico's famed quality remains constant . . . easy care, long wear, resilient comfort.

The name, the design, the quality of new Amtico Roman Renaissance convey . . . a masterpiece in flooring. You must see its opulent beauty. Write now for free samples!

**Patent Pending*



Manufacturers of the finest in Vinyl, Rubber, Vinyl Asbestos and Asphalt Floorings
AMERICAN BILTRITE RUBBER COMPANY

TRENTON 2, NEW JERSEY

Showrooms: New York • Chicago • Los Angeles
San Francisco • Dallas • Toronto • London, England

In Canada: American Biltrite Rubber Company Ltd., Sherbrooke, Que.



For more data, circle 6 on Inquiry Card

kitchen is more of a family room. They have a fireplace and enough space for a couple of rockers where they can sit by the fire. One cannot deny that that is a very attractive idea. It is in the good American tradition and harks back to the country farmhouses where they fed the harvest hands, the family, the household animals and everyone else in the big area of the country kitchen.

The kitchen can serve other purposes, too. I have designed houses where the kitchen functioned as a watch post: it was placed right in the middle of everything so that the housewife could look toward every point of the compass and see if children were up to any destructive activity. It is an important consideration in a family with young children that they can be supervised at the same time the mother is doing her housework. That is probably the origin of the so-called all-purpose room, where children can plan and store their toys, and the mother can watch and supervise them. It works out very nicely.

Generally, I think, a square kitchen rather than a galley type is most successful. The galley type of kitchen immediately precludes the spacious kitchen, and most of my recent houses have kitchens which are U-shaped in plan with an island. This provides a generous amount of counter space, which is always at a premium. The island counter serves ex-

cellently as a separation or divider between the dining portion and the work portion of the kitchen. The island counter can be occupied either by the sink or by the range. I would offer the U-shaped kitchen with an island as one of our ideal kitchens, and one which has another atmosphere altogether from that of the family-room kitchen.

We should also plan our kitchens' functions more thoughtfully. For example, combining the laundry room's functions with the kitchen's functions is not the most attractive nor the most useful situation at best. This is a housekeeping problem that perhaps I should not express a view on, but I think the laundry is better in a separate space which is adjacent to the kitchen. Or, depending on the size of the house, I have even put laundry rooms on the second floor. This arrangement works well as most laundry originates on the second floor and thus does not have to be carried downstairs and then back up.

A strong generous light is wonderful in the kitchen. A luminous ceiling would be absolutely fatal in some rooms of the house—such as the living room or the dining room, where one wants a softer atmosphere which must be provided by light from various low sources. It would, of course, be fatal in the bedroom where one only wants lights at the bed and, perhaps, at a desk. But I think of kitchens and bathrooms in a differ-

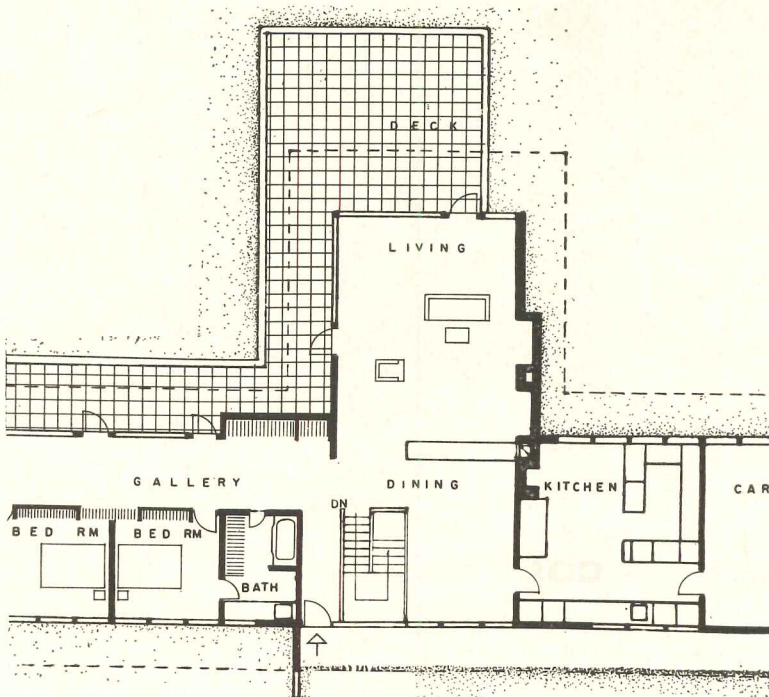


A dining court directly adjoins the kitchen in the Celanese house

ent way. All of the bathrooms we do now have luminous ceilings. The light is wonderful, and women especially love it because they can see so well to make-up their faces. The wattage can be increased to a very high level, and the room can still be made attractive in appearance with some handsome design in the arrangement of the ceiling panels. I think this could apply with equal force to a kitchen, as in the house for Fred Jones. Naturally, if we were designing the living room-kitchen with a fireplace and lounging area around it, we would want to modify the lighting design. In general, however, strong, general light is desirable in the kitchen.

In the Celanese house, the whole ceiling was, in effect, a lighting fixture. We designed a square room with a conical ceiling and a skylight right at the apex, and it gave wonderful general light.

And then, too, in the Celanese house we have an entire wall of windows rather than wall cabinets under a high or small window. We put the storage cabinets on the other three walls, and allow light to enter through the sliding glass panels. These floor-to-ceiling panels also open to the terrace room, providing easy access to the out-of-doors, an important feature in modern life with so much outdoor entertaining.



The kitchen in the Knoll house is a family area with a fireplace



Little girl blue...

Why start a cloudburst of your own on the dry, warm side of that window? Watch for the sun in comfort through Glass by American-Saint Gobain. • Like each of the hundreds of A-SG products—plate, window, patterned and special flat glasses—it's made with a little more care, a little extra quality. And the A-SG line is backed by a centuries-long tradition of technical excellence. • American-Saint Gobain Corporation, Kingsport, Tennessee.



serving people through glass... **AMERICAN-SAINT GOBAIN**

For more data, circle 7 on Inquiry Card

Just as the cabinetwork in any part of the house becomes a very important element in its furnishings, so it is with the kitchen. It is susceptible to the same attention that the architect might give to cabinetwork in a library or elsewhere. My personal predilection at the moment is for fine, elegantly finished wooden or metal cabinets, though earlier in my career I wanted all natural finished, wooden cabinets.

It is extremely important to have nice looking equipment which is appropriate to the house. If one is doing a very informal house of natural wood interiors and open-roof framing and brick floors, then anything except wooden cabinets would be wrong. On the other hand, if one is doing a more sophisticated house, like my own town house in New York, where the floors are marble and the walls are prepared for modern paintings, then either baked enamel or metal cabinets are fine and perfectly fitting. Cabinets with a wood finish which are detailed like modern cabinetwork are also very nice.

The kitchen should be planned so that it looks like an integral part of the house, not like a laboratory or a secondary work area. Speaking of materials, we have found in our own kitchen that there is nothing more elegant than marble as a flooring material. We have found it extremely practical. Travertine could be used or I see no reason why one could not have wood parquet floors in the kitchen either. I think these materials are infinitely more attractive, and marble and travertine are certainly more permanent, than the composition floors. I believe wood or marble are perfectly easy to maintain, and we have learned that marble flooring presents no problem.

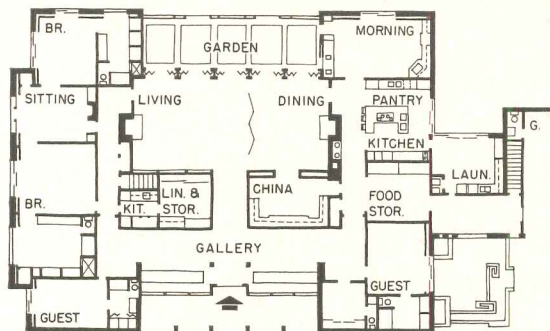
As a result of streamlining, which was a big notion along in the Twenties, architects for a while were neglecting certain functional aspects of kitchen design. For instance, in the effort to streamline kitchen equipment, ovens and even refrigerators were placed under counters where they were difficult to reach and cumbersome to use.

I remember that back in the Thirties I was one of several architects selected from all over the country to judge a cookstove competition. The competition was arranged by one of the professional journals, and we architects assembled to select the best range. We had been briefed beforehand by our distaff consultants who advised us to get the oven out from under the counter. Among the entries there, we saw for the first time the idea of the cookstove being separated into components—the oven and the range. Now, a couple of decades later, this is a standard design and one which is mass produced. It is no longer unusual to see a separate oven built into the wall at the proper height and the separate cooking ele-

ments set on a counter where they belong.

I have accepted the idea that all the sinks, refrigerators, dishwashing and laundry equipment should be built-in. My esthetic requirements in this matter make me accept the idea of built-in equipment as opposed to the old-fashioned wood burning range out in the open and the icebox on the back porch. I like the appearance of the built-in equipment, and I assume that it can be designed so that its moving parts are readily accessible. In my own kitchen, we have a wall-hung refrigerator which we can easily look into. It's marvelous.

The idea of movable equipment is an interesting one. Because the refrigerator is a bulky object and the sink is immobile, I don't see really too much chance of moving these things around. Of course, one could have a grill that could plug in elsewhere, and a heating element that would keep vegetable, casseroles and chafing dishes warm. This would really facilitate our outdoor living habits since we could then do indoor-outdoor mobile cooking.



Kitchen areas in the Ford Jones house are extensive and very decorative





Color is important...

...but color alone is not enough!

A costly error often made is to choose paints by color alone. All paints are not alike. You will be well advised to choose Pratt & Lambert colors and to use Pratt & Lambert paints . . . the brand most frequently specified by architects and acknowledged by painters to be definitely superior.

EXTERIOR

"6-T-1" HOUSE PAINT: Entirely new, water-thinned linseed oil base paint. Durable, blister-resistant gloss finish.

VAPEX HOUSE PAINT: Latex emulsion, breathing type, for wood *and masonry*. Beautiful, eggshell-flat luster.

LOW LUSTER HOUSE PAINT: Produces a handsome flat finish for siding, shakes, rough-sawed lumber, other exterior woodwork.

VERDURA TRIM & SHUTTER FINISH: Adds bright accents to highlight shutters, doors, sash, trim, trellises.

INTERIOR

LYT-ALL FLOWING FLAT for WALLS and CEILINGS: Alkyd base, velvet-smooth finish. The best for fine residential work.

CELLU-TONE SATIN for WALLS, WOODWORK, TRIM: Semi-gloss, extremely durable and washable, can be scrubbed again and again.

VITRALITE ENAMEL for INTERIOR WOODWORK and TRIM: The finest, modern, alkyd base enamel. Gloss or Eggshell luster.

TONETIC WOOD STAIN and **P & L VARNISH** for WOOD SURFACES: Produce elegant effects in modern pastels, traditional medium tints and rich, deep tones.

P & L CALIBRATED COLORS® in paints, wall coatings and enamels are exclusive, exceptionally beautiful and decoratively correct. All are scientifically balanced in hue, value and chroma to assure perfect harmony.

CRAFTSMANSHIP
IN THE
PACKAGE



PRATT & LAMBERT-INC.

A Dependable Name in Paint Since 1849

NEW YORK • BUFFALO • CHICAGO • FORT ERIE, ONTARIO

For more data, circle 8 on Inquiry Card

BATHROOMS: A TREND TO MORE LUXURY

by EVELYN JABLOW, A.I. D., *Member of Board of Governors of American Institute of Interior Designers*

The bathroom is rapidly becoming the most favored retreat in the American home. It is getting more focus and attention as an important room in the house than it has ever been given before. Up until now the home builder considered the bathroom a well coordinated unit if the plumbing fixtures were in matching colors. On occasion he extended himself and added contrasting wall and floor colors. The results were usually dreary combinations, such as dubonnet-colored fixtures and washed out yellow beige walls and floors. The prospective home owner, in past days, was easily satisfied if he found the expected sink, toilet, tub and shower. Floor space was usually at a minimum and little thought was given to lighting. From a builder's viewpoint, in those years, the kitchen was his big selling point. Times have changed.

Houses Now Have More, Bigger Baths

Since World War II the trend toward relaxation and leisure has grown. The general average income is higher, and families have more money to invest in comforts for themselves. As a result the bathroom has become a more luxuriously furnished room. The increased income has given people the incentive and wherewithal to indulge themselves. According to a recent National Association of Home Builders survey, the number of baths in new homes has increased dramatically.

continued on page 15

When architect and interior designer work together from the beginning, it is to the client's advantage. In this ideal situation it is possible to have an interior that is designed and coordinated with the architectural concept of the house. In the photo at right George Nemeny, A.I.A., designed the bathroom and selected all materials used. Evelyn Jablow, A.I.D., color coordinated the tile, selected the marble for the counter and specified a blue lacquer finish on the cabinets.



Marcel Breuer, A.I.A., keeps this bathroom functional; making use of all tile walls, floors, counters, and plastic chair, for easy maintenance. He saves the lush feeling for a private patio, that would be any interior designer's delight to furnish with the new aluminum lounge chairs and rockers

Ernest M. Silva





Floor shown: Travertine Gold, VM-462, and Alabaster Gold, VM-461

Travertine Beauty

The elegant travertine look of a Vina-Lux Premiere floor creates new dimensions of beauty for any room, any mood . . . enhances the colors and textures of every decor. And Premiere beauty is enduring . . . because its subtle patterning is distributed throughout the thickness of the tile. Made with the craftsman's attention to quality that characterizes all Vina-Lux vinyl asbestos tile, Premiere comes in seven inspiring shades, including two metallics.

Won't you let us send you samples and color charts?
Azrock Floor Products Division, Uvalde Rock
Asphalt Co., 513A Frost Bldg., San Antonio, Texas.

another fine floor

by **AZROCK**[®]

For more data, circle 9 on Inquiry Card

continued from page 13

cally. In the New York area alone, the percentage of homes being built with one- and one-half baths has doubled in one year. The number of new homes with two complete bathrooms is also increasing. It is evident to architects and builders that the bathroom is coming into its own. This hitherto practical and utilitarian room is now getting full attention from manufacturers and interior designers alike.

Teamwork aids in advances

Architects and interior designers are working together, and in many instances with builders, to make the bathroom a useful, relaxing, and attractive place in the house. Good lighting for shaving and make-up areas, flat surfaces for setting down bottles and brushes, acoustic ceilings, quiet fixtures, good ventilation, air conditioning, moisture-proof and waterproof surfaces are all part of the new good planning. While the architect works on new designs and space planning, the interior designer has begun to make the bathroom pleasing to the eye. Color, towels as pretty as table linen, furniture that could be used in any part of the house, elegant lighting fixtures, beautiful wall coverings began to make their appearance in this long neglected room. At the same time builders are able to carry out these designed bathrooms by using good-


continued on page 21

The skilled interior designer knows that a long, narrow area must be handled with special materials to create a feeling of greater spaciousness. Thus, using interesting glass for a wall and door can effectively compartment the toilet area, giving privacy but at the same time keeping an open feeling. Incandescent bulbs done in the "old-theatre-dressing table" style make for simple but dramatic lighting. Cotton wall-to-wall carpet lends warmth and color repeated in towels and flowers



Tom Lee, A.I.D., has used classic architectural forms and motifs to characterize this bathroom. The angled tub, the open linen storage were done to create a spacious look. The lounge chair and leopard throw rug give a luxurious feeling in this well-designed traditional room

Rothschild





FILON FEATURES HELP BOOST SALES AT JOHN F. LONG CANDLELIGHT HOMES

Every Installation With Translucent FILON
Fiberglass Panels Is A Powerful Sales Tool
For Merchandising These Pace-Setting Homes

Upgrade the home, keep selling price down. This "more-home-for-the-money" philosophy of John F. Long of Phoenix, Arizona, one of the nation's biggest builders, motivates the use of translucent FILON panels throughout his homes. In kitchens and baths—even outdoors on the patio—John F. Long salesmen capitalize on the dramatic beauty and functional appeal of FILON installations.

According to Long's Director of Research, Charles Ince, the use of FILON converts an ordinary installation into a distinctive and more practical home feature without appreciable increase in cost. For example, FILON shower enclosures produce twin benefits of shatterproof safety and translucent beauty. FILON luminous ceilings provide a bright, spacious look to the kitchens. And on the patio, a glamorous roof of FILON panels creates cool shade and extra living space.

"Home buying prospects immediately recognize the extra value in these FILON features," states Mr. Ince, "and we merchandise them with great success. We have tested FILON in our laboratory and found that it not only meets the claims made for it, but surpasses them. Superior quality and application versatility... this combination continually leads us to new FILON installations—new sales features."



The FILON covered patios, optional features on the homes, are sold from \$600 to \$1200 depending on the style and size. The patio feature is so popular that over two-thirds of the buyers purchase and conveniently finance it with the home at a reasonable average profit to the builder.

John F. Long salesmen pull no punches when dramatizing the shatterproof safety of FILON shower enclosures. At left, Research Director Charles Ince demonstrates the impact test conducted for each home buying prospect.

BUILDING WITH FILON: Get the facts about FILON for new construction and remodeling, the complete product story. Write: FILON, Dept. 41, 333 N. Van Ness Ave., Hawthorne, California.




FILON[®]


CORPORATION



LOS ANGELES • CHICAGO • NEW YORK • ATLANTA • MINNEAPOLIS
BOSTON • DALLAS • DENVER • DETROIT • INDIANAPOLIS • SEATTLE
PHILADELPHIA • PITTSBURGH • ST. LOUIS • SAN FRANCISCO




When buying a home, the right kitchen is a bright kitchen for the real decision-maker in the family. Especially for her, this FILON luminous ceiling transmits softly diffused illumination, eliminates shadows and dark corners—an irresistible effect with an appealing look of spaciousness.



For more data, circle 10 on Inquiry Card

Ernest M. Silva



This is a combination bedroom-bathroom, done in one, large open area. Suspended closets act as room dividers, and Evelyn Jablow, A.I.D., designed these to open on both sides of the room. The bathroom can also be used as a full dressing room

continued from page 15

looking, ready-made storage cabinets with built-in hampers in decorator finishes and colors, shower enclosures that are standard, tubs in rectangular and square shapes, and medicine cabinets with sliding doors.

New Fixtures and Products Abound

Almost every room in the house has gone through a variety of styles and periods. At each innovation or trend the manufacturers have risen to the occasion and flooded the market with new floor coverings, wall coverings, lamps, lighting fixtures, furniture and accessories.


Elegant Materials Add New Look

Today the bathroom is "it." The long list of materials and devices which are used to make this old room have a new sumptuous look include marble, terrazzo, mosaics, glass mosaic, stained glass windows, carpeting, fine cabinetwork, paintings, sculpture, music, garden areas, gold and crystal fixtures, sun lamps, massage tables, sunken tubs, and modern or antique furniture and appointments.

Compartmented Baths Add Usefulness

Where space will allow, the toilet, tub, lavatory, and even the shower are all compartmented. The long counter with two and even three sinks has become popular. Many bathrooms have connecting dressing rooms
continued on page 27

Elegant is the word for this bath-boudoir designed by Tim and Agnes Gray, A.I.D. White marble is used on the floors, tub, vanity and sink. Directoire moldings, silk draperies, a chaise, a writing table and aubousson rug, transform a small dressing area into a beautiful sitting room



For more data, circle 11 on Inquiry Card



Just add Flintkote



and you've got it made.

Make sure your houses are solid Flintkote and you're sure to make a solid hit with your clients. Quality is built into every Flintkote product. Client appeal is built in, too. One example: fabulous Designer's Solids—the most advanced color concept in floor tile. Another: brilliant new ceiling tile designs selected by a panel of women! It's the same story all down the line. And nobody makes a more complete, thoroughly advanced line of building products. But nobody! For roofing, siding, walls, floors, ceilings, chimneys—virtually everything but the front door — depend on Flintkote, America's broadest line of building products.

THE FLINTKOTE COMPANY, 30 ROCKEFELLER PLAZA, NEW YORK 20, NEW YORK




For more data, circle 12 on Inquiry Card

Give your kitchen *That Frigidaire Touch!*



a touch you love in features
 a touch you see in styling
 a touch you feel in craftsmanship
 a touch you trust in engineering

... a touch you'll find only in products bearing this symbol 

Make your choice ... new 1962 FRIGIDAIRE APPLIANCES

- ★ OVEN-COOKING WITH A FLAIR
- ★ FROST-PROOF FOODKEEPING
- ★ ONCE-A-DAY DISHWASHING
- ★ SOLID COMFORT AIR CONDITIONING
- ★ 15-YEAR LIFE TEST CLOTHES WASHING
- ★ FLOWING-HEAT CLOTHES DRYING

If they own any Frigidaire Appliance, they KNOW why they'll love the new 1962 models from Frigidaire!

Millions and millions of families now own Frigidaire Appliances. They know of the outstanding quality, features, and performance. They know, too, that factory-trained dealer service is available everywhere, if they should ever need it. Appeal to these pre-sold millions who look for Frigidaire Appliances in the homes they want! You'll find sizes and dimensions of the whole Frigidaire Family of Dependable Appliances on these pages.

NEW! The beautiful *Compact 30"* Ranges!

Don't plan your new kitchens until you've seen them. New combination built-in electric ranges with a spacious 23" wide oven. Easiest ever to build in—no critical dimensions, no complicated cuts. Fits most any size base cabinet or fits between cabinets (with a filler backsplash and filler or 6" drawer below). Two models—one with electric clock and Cook-Master oven control. Choice of colors plus White or Brushed Chrome.

The dazzling *Flair* Wall Oven!

Looks like a picture in your kitchen ... cooks like the electrical marvel it is. Counter-balanced see-through door glides up to permit easy access to oven interior for stretch-free cooking and easiest up-close cleaning. Two models fit standard 33-inch cabinets.



Choice of colors for most appliances: Mayfair Pink, Sunny Yellow, Turquoise, Aztec Copper, Snowcrest White, Brushed Chrome.

Drop-Leaf and French Door Wall Ovens

Fit standard 24-inch cabinets. 8 double and single oven models, one with Pull 'N Clean lower oven and three

with glass doors.









All available in 4 colors, White and Brushed Chrome.



Custom Imperial RBE-G99

Imperial RBE-90




	Model	Exterior Dimensions—Inches				Model	Installation Opening—Inches		
		Height	Width	Depth			Height	Width	Depth
A. 	A. Super RBE-93, RBE-94A	29 $\frac{5}{8}$	23 $\frac{1}{4}$	23 $\frac{3}{4}$	E. 	E. Super RBE-93, RBE-94A	28 $\frac{1}{2}$	21 $\frac{1}{2}$	23 $\frac{3}{4}$
B. 	A. DeLuxe RBE-94*	29 $\frac{5}{8}$	23 $\frac{1}{4}$	23 $\frac{3}{4}$	F. 	E. DeLuxe RBE-94*	28 $\frac{1}{2}$	21 $\frac{1}{2}$	23 $\frac{3}{4}$ †
C. 	A. Imperial RBE-90, RBE-G95	29 $\frac{5}{8}$	23 $\frac{1}{4}$	23 $\frac{3}{4}$	G. 	E. Imperial RBE-90, RBE-G95	28 $\frac{1}{2}$	21 $\frac{1}{2}$	23 $\frac{3}{4}$ †
D. 	B. Custom Imperial RBE-99*	44 $\frac{7}{8}$	23 $\frac{1}{4}$	23 $\frac{3}{4}$	H. 	F. Custom Imperial RBE-99*	44	21 $\frac{1}{2}$	23 $\frac{3}{4}$ †
	C. Flair Wall Ovens (Custom Imperial RBGB-335 and DeLuxe RBGB-330)	27 $\frac{1}{2}$	30 $\frac{1}{8}$	17 $\frac{1}{2}$		G. Flair Wall Ovens (Custom Imperial RBGB-335 and DeLuxe RBGB-330)	26	30 $\frac{1}{8}$	18 $\frac{1}{2}$
	D. Compact 30 Range RBE-530, RBE-533	25 $\frac{5}{8}$	30 $\frac{3}{8}$	22 $\frac{3}{4}$		H. Compact 30 Range RBE-530, RBE-533	24 $\frac{1}{2}$	30	20 $\frac{1}{2}$

*Specifications also apply to glass window door models RBE-G94 and RBE-G99
 †For optional Rotisserie, add 1/4" to depth.

For glamorous cooking *in any kitchen* choose the Frigidaire *Flair* Range!

Flair is the most beautiful thing to happen to kitchens in years. This free-standing electric range moves right into opening for a free-standing range, giving your kitchen that "built-in" look. Cooks at your "comfort level" and features See-Level Ovens and Controls, exclusive See-In Glide-Up Oven Doors, Roll-To-You Cooking Top, Cook-Master Automatic Oven Control. Custom Imperial models offer every advanced Frigidaire cooking feature, including Spatter-Free Broiler Grill, Heat-Minder Surface Unit, Speed-Heat Surface Unit, Automatic Meat Tender. Four models to choose from—both 30 and 40-inch sizes. Available with side panels in Mayfair Pink, Sunny Yellow, Aztec Copper, Turquoise or White. Base cabinet, exhaust hood and rotisserie optional.

If you prefer a conventional free-standing range... choose a Frigidaire Automatic Electric Range, available in 30 and 40-inch sizes. All Frigidaire cooking features available. Some models have the revolutionary Pull 'N Clean Oven that lets you clean without slaving! Four colors on some models.



Dimensions—Inches	Custom Imperial		Custom DeLuxe		Dimensions—Inches	Custom Imperial		Custom DeLuxe	
	30" RCIB-635	40" RCIB-645	30" RCDB-630	40" RCDB-640		30" RCIB-635	40" RCIB-645	30" RCDB-630	40" RCDB-640
*A	62½	62½	62½	62½	D	30	40	30	40
B	37½	37½	37½	37½	E	25	25	25	25
C	32	32	32	32	F	38½	38½	38½	38½


*Total height with optional exhaust hood: 70".

Frigidaire Cooking Tops match Wall Oven beauty



BUILT-IN COOKING TOPS match Wall Ovens perfectly—in styling, performance and convenience. Models for every budget in colors and Brushed Chrome. Four models include combinations of features such as 6" and 8" units; Speed-Heat Units; Heat-Minder Units; Infinite Heat Switches; Remote Controls; shallow depth for maximum drawer space and easy installation.

Easy-cleaning Electric Ranges slide into place



PULL 'N CLEAN OVENS (on 7 models) glide out at a finger's touch for cleaning while standing. Speed Heat and Heat-Minder Units on many models make cooking easier, too. Infinite Heat Switches allow choice of the exact heat desired. Cook-Master Control lets you bake or roast completely automatically. Single or double oven models; three sizes to choose from. White or colors.

COOKING TOP DIMENSIONS—Inches						FREE-STANDING RANGE DIMENSIONS—Inches					
Model	Width	Depth	Depth Below Top of Counter	Counter-Top Opening		Cooking height	Apartment Models	Super		Other Models	
				Width	Depth			30"	40"	30"	40"
Super RBB-102	23	21	3¾	22¾	20	36	36	36	36	36	36
DeLuxe RBB-100	32¼	20¼	3¼	31	19	42	42	42	47½	47½	47½
Imperial RBB-101	32¼	20¼	3¼	31	19	21	30	40	30	40	40
Custom Imperial RBB-201	32¼	20¼	3¼	31	19	26½	28	28	28	28	28

Breakfast dishes! Luncheon dishes! Dinner dishes!

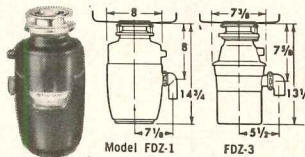


Many families can
do them all at once
with a
**FRIGIDAIRE
DISHWASHER**

Easy front-loading; powerful Swirling Water Washing Action; capacity for once-a-day dishwashing for an average family of four . . . with every Frigidaire Custom Imperial or DeLuxe Under-counter Dishwasher! Load both Roll-To-You Racks easily. Dish-Minder Dial offers 4-cycles, including plate-warmer. 2400 walls of searching hot water per minute seek every surface. Radiantube Heating Unit maintains temperature for complete sanitation. No extra scraping or rinsing. Add a dish anytime. Also convertible front-loading Dishmobile, plus 2 top-loading mobile models. Four colors. White and Brushed Chrome on most models.

End garbage-handling forever!
FRIGIDAIRE DISPOSERS

Ideal companion to your Frigidaire Dishwasher! 30% to 50% faster. Quieter, too—thanks to insulated jacket (FDZ-1 shown), rubber-cushioned connections. Fits sinks with 3 1/2" drain opening. Two models.

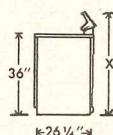
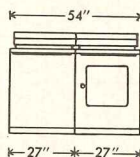



DISHWASHER DIMENSIONS—Inches				
Model	Height	Width	Depth	
			Over Hardware	Door Open
DeLuxe Under-counter DW-DUB	34 1/4	23 1/4	25 1/4	45 1/4
Custom Imperial Under-counter DW-IUB	34 1/4	23 1/4	25 1/4	45 1/4

*For thorough cleaning,
fast drying—*

**FRIGIDAIRE
WASHERS, DRYERS**

15-YEAR LIFETIME TEST of Frigidaire Washers. Right now, 1962 Frigidaire Washers are being run continuously in tests simulating 15 years of operation. Some of these washers will require repair—others will not. But as a result of these tests, improvements are continually being made . . . your assurance that Frigidaire is determined to "make it better"—to build the most dependable Automatic Washer. Patented 3-Ring Agitator bathes deep dirt out without beating—plus many other features. Include a perfectly matched Frigidaire Dryer with Flowing Heat. No-Vent models available with exclusive Filtrator to eliminate plumbing and venting expense. Most models available in color.




WASHER AND DRYER DIMENSIONS

Height to top of control panel (X)
 All Custom Imperial Washer and Dryer models—44 1/2"
 All Imperial Washer and Dryer models—43 1/4"
 Custom DeLuxe Washer WCD-62—43 1/4"
 Custom DeLuxe Washer WCDA-62—40 3/8"
 DeLuxe Washer and Dryer models WD-62, WDR-62, WDP-62, WDL-62, DD-62, DDL-62, DDG-62, DDGL-62, DDG-62LP—43 1/4"
 DeLuxe Washer and Dryer models WDA-62, DDA-62, DDAG-62—40 3/8"
 Height to top of washer lid when open—54"
 Width of washer with lid open—40 1/4"
 Allow approximately 18" at front of dryer for door clearance swing

Now offer guaranteed* no defrosting with Frigidaire *Frost-Proof*

REFRIGERATORS, FREEZERS



Yes, it's guaranteed*. Frost never forms in the freezer or refrigerator sections of Frost-Proof Refrigerator-Freezers . . . never forms in Frost-Proof Upright Freezers. As shown at left, some refrigerators and freezers match perfectly as a recessed, built-in pair. Many models available in four colors plus white. Models to suit every family size and budget.

FRIGIDAIRE REFRIGERATORS

Frost-Proof Refrigerator-Freezers—*†‡FPI-15B-62,
*#PFPI-15B-62, *†‡FPI-13B-62, *#PFPI-13B-62,
*†FPI-14T-62, *#PFPI-14T-62, *FPD-13B-62, FPD-14T-62

Conventional Refrigerator-Freezers (Automatic defrosting in
separate refrigerator section)—
*†FI-13T-62, FD-13T-62, FD-13-62, FD-11-62


Conventional Refrigerators—
D-14-62, D-12-62, DA-12-62, D-10-62, S-10-62

*Models with Flip Quick Ice Ejector. †Choice of 4 colors.
‡Choice of Brushed Chrome Doors. #White Porcelain Enamel.

FRIGIDAIRE UPRIGHT FOOD FREEZERS

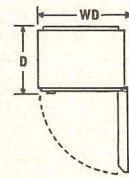
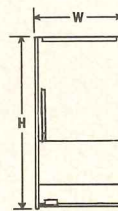
- Frost-Proof models—UFPI-17-62, UFPD-12-62
- Full-width door shelves—all models
- Sliding basket drawers—UFPI-17-62, UFD-21-62, UFD-15-62
- Choice of 4 colors—UFPI-17-62
- Ask about the Food Spoilage Warranty

*Frigidaire Frost-Proof Guarantee. Without any cost to owner or user,
at any time within one year from date of delivery, Frigidaire will make
all necessary adjustments to the Frost-Proof Refrigerator-Freezer or
Food Freezer to prevent accumulation of frost.



(DIMENSIONS CHART)

Refrigerators	H	*W	D	**WD
Super S-10-62	57½	24	28½	25¾
DeLuxe				
D-10-62	57½	24	28½	25¾
DA-12-62	59½	30	28¾	30
D-12-62	59¾	30	28¾	30
D-14-62	64	32	28¾	34¾
FD-11-62	59¾	30	28¾	30
FD-13-62	64	32	28¾	34¾
FD-13T-62	64	32	28¾	34¾
Frost-Proof DeLuxe				
FPD-14T-62	64	32	28¾	34¾
FPD-13B-62	64	32	29¾	34¾
Imperial				
FI-13T-62	64	32	28¾	34¾
Frost-Proof Imperial				
FPI-14T-62	64	32	28¾	34¾
FPI-13B-62	64	32	29¾	34¾
FPI-15B-62	69¾	32	28¾	35¾
Upright Food Freezers	H	*W	D	**WD
DeLuxe				
UFD-11-62	59¾	30	28¾	30
UFD-13-62	64	†32	29¾	32¾
UFD-15-62	69¾	†32	29¾	39
UFD-21-62	70	†36¾	32	43¾
DeLuxe Frost-Proof				
UFPD-12-62	64	32	29¾	32¾
Imperial Frost-Proof				
UFPI-17-62	69¾	†32	29¾	35¾




*Allow ¼" additional width for recessed installation.

**Required only when cabinet is against wall on hinge side of door.

†Additional 2" to insert key in lock if built-in flush with front.

And for cool, dry air in every room

SOLID COMFORT Frigidaire Room Air Conditioners



Solid Comfort means full capacity, fast cooling, real dehumidifying, quiet operation . . . and that's what you enjoy with Frigidaire Room Air Conditioners. Eleven window-mount models plus others for Thru-the-Wall installation—some that both cool and heat. Do-it-yourself installation; removable, washable filters.

Frigidaire reserves the right to change specifications, and prices, or to discontinue models without notice.

(DIMENSIONS CHART)

	Width	Depth	Height	Cooling Capacities BTU/HR. **
Bedroom Models				
DeLuxe AD-6LE, Custom DeLuxe ACD-7LE, ACD-8ME ACDR-9E*	26"	18¼"	16"	6,000 to 8,600
Living Room Models				
DeLuxe AD-12E Custom DeLuxe ACD-8ME ACDR-9E*, ACD-9E, ACD-10ME Imperial AI-10E	26"	27" 18¼" 26" 18¼"	16" 16" 16" 16"	8,000 to 12,000
Multi-Room Models				
DeLuxe AD-12E Custom DeLuxe ACD-15E ACDR-15E*, ACD-19E Imperial AI-10E	26"	27" 27" 26" 18¼"	16" 16" 16" 16"	10,000 to 19,000

*All-Seasons Model with cooling and heating.

**NEMA Standard. Models also available for Thru-the-Wall installation.



FRIGIDAIRE
PRODUCT OF GENERAL MOTORS

Advanced Appliances designed with you in mind.

For more information, see Frigidaire Appliances in model homes; visit your Frigidaire Built-In or Appliance Dealer; or write FRIGIDAIRE DIVISION, GMC, Dayton 1, Ohio.

For more data, circle 13 on Inquiry Card

continued from page 21

rooms fitted out with specially designed storage space. In the development of the bathroom-dressing room area the interior designer finds more and more work to do. The designing, styling and decorating he does throughout the client's house now includes the bathing-dressing space. The interior designer is being called upon to use his skill to change the once prosaic functions of the bathroom into a room where the client can relax and restore himself in comfort and style.

Get Expert Advice Early in Planning


The role of the professional interior designer is an increasingly important one today in the initial home planning stage. The professional interior designer is called in with growing frequency by architects and builders to coordinate the interiors in the preliminary planning of the house. In a country where there is the largest market of all kinds of building and hard goods, the variety of products and styles makes selection extremely difficult for the consumer. In the home furnishing field the trained interior designer knows how to lay out interior space and place furniture to the best advantage, has a knowledge of today's trends, is aware of new products on the market, is a color expert, and has the talent and ability to create a well-designed and integrated interior.


Melanie Kahane, A.I.D., has kept the handsome oval tub in the center of the room as a focal point. She has designed built-in closets on one wall, and has used walnut for the storage cabinets under the marble sink and counter top. An antique prayer chair adds an individual note



John Wisner, A.I.D., has brought an oriental influence into a bathroom which he has called a "restful living area." The use of wood paneling, shoji screens and a garden area behind the tub make for a serene and unusual bathroom. A tile floor and specially designed tub with sitting ledges illustrate how the most practical of materials can be combined with stylish furnishings to make a bathroom a place to relax in

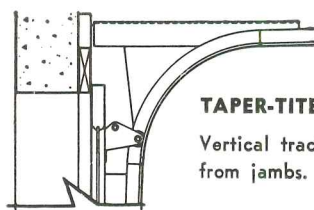
Henry S. Fullerton





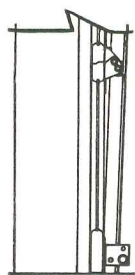
RōWAY Garage Doors

HELP CLOSE SALES BY SEALING OUT WEATHER



TAPER-TITE TRACK

Vertical tracks taper away from jambs.



SEAL-A-MATIC HINGES

Seal-A-Matic hinges of graduated height guide the closing door firmly against jambs and — for opening — free the door from jambs for easy, frictionless operation.

When you're selling prospects up the quality ladder, the weathertight features of RoWay Doors help you make it to the top. Exclusive Taper-Tite Track and Seal-A-Matic Hinges effectively seal out snow, rain and dust. All units are fitted with galvanized, rust-resisting hardware for complete weather protection. Buyers also respond instantly to the quick, effortless lifting action made possible by "Power-Metered" springs. Every door is counterbalanced with a custom-wound spring — an advantage gained through RoWay's single-plant fabrication of all components. All RoWay Doors can be fitted with motor operators. To help you beat deadlines, hardware and door sections are shipped from the factory at the same time. For your next sale, let RoWay features help you open the door to bigger sales in the quality home market.

there's a RōWay for every Doorway!



COMMERCIAL • INDUSTRIAL • RESIDENTIAL



ROWE MANUFACTURING COMPANY

Department RH • Galesburg, Illinois

For more data, circle 16 on Inquiry Card

For more data, circle 17 on Inquiry Card ➔

YEAR ROUND AIR CONDITIONING: A NEW WAY TO COMPUTE HEAT LOADS

by JAMES D. NOLAN, *National Warm Air Heating and Air Conditioning Association*

If significant dates in the progress of the home building industry can be earmarked, certainly the past few months can be pinpointed as the period when indoor comfort in the United States came of age.

The heating and cooling industry has been moving swiftly toward the ultimate day when every one of the 58-million-plus dwellings would have year-round temperature, humidity, air movement and cleaning, humidification and de-humidification as an essential component properly designed, for the well being of the home dweller.

While this absolute achievement will not be part of our life until many years to come, several significant happenings during the last few months signal that a change is happening in the air-ducted heating and cooling industry. Changes that are suddenly exciting architects and builders to the merchandising possibilities of providing indoor living conditions that will bring true comfort, not just heat or warmth to prevent icicles from clinging to the people that dwell within.

Basically the design of a heating or cooling system is determined on how many Btu's are needed in each room to do the job. From that point the duct work must be designed to move the air, and the equipment must be sized properly.

For years there have been a multitude of methods to calculate and design a heating system. And for years architects, builders, and heating and cooling contractors have been plagued by the wide variation of end results if you apply the different methods to the same house.

The industry has not been unaware of this, but sometimes it takes a nudge to bring conformity or unification out of honest difference of engineering opinions.

The Federal Housing Administration furnished the push. They said, in effect, that the heating and cooling industry should get together and bring about a "universal" method for calculating heat loss. Thousands of hours of engineering time went into the project with the National Warm Air Heating & Air Conditioning Association working together with The Institute of Boiler & Radiator Manufacturers and the Air Conditioning & Refrigeration Institute.

Publication by National Warm Air of the new "universal" method has perhaps marked the moment of change. Now there is no longer a heating industry alone, instead it has become an air conditioning industry whose concern is total year-round comfort.

This claim has existed for years,

but with publication of the "universal" calculating method in Manual "J" by the National Warm Air Heating and Air Conditioning Association, the moment of change has been indelibly noted.

A much simplified, highly accurate method of figuring load, Manual "J" uses heat-transfer factors as did the Association's old Manuals 3 and 11, but the number of such factors has been sharply reduced. The old manuals listed over 8,800 factors but Manual "J" has condensed this into about 1,000 factors.

In another step to simplify the calculation procedure, Manual "J" does away with the need for multiplying the U factor by the design temperature difference. Factors are now given for the design temperature difference—the multiplication being already done.

Format of the new manual has been streamlined by separating the contents into three principal divisions:


First, there are 24 pages containing a description of the new procedure with a detailed example. All of the normal conditions relating to heat gain and heat loss calculations are described in this section.

Second, the middle portion—the working section of the manual—contains tables, maps and related material to make a complete calculation.

Third, the manual contains all the unusual factors governing home and building construction, implemented by structural illustrations.

The National Association has prepared a companion worksheet identified as Form J-1 to be used for both heating and cooling calculations—formerly different

continued on page 38



—Drawn for the RECORD by Alan Dunn

"Pure affectation—We don't have earthquakes that bad around here!"



Accent on Record Houses ! *RIMCO Windows*



ELLIOT ERWITT — MAGNUM

THIS RECORD HOUSE is another example of the compatibility of RIMCO wood windows with distinctive architecture. Only windows of wood could complement the integration of various elements and materials into an exciting design that merges with natural terrain. RIMCO wood windows are at home in any surrounding. Fenestration possibilities are as wide and varied as your imagination when you create with RIMCO. Select from a complete range of styles and sizes. You're assured of achieving the required aesthetic and functional characteristics when you specify wood windows by



FREE BOOKLET **2AR3**

Rock Island Millwork Company
 Manufacturing Division • Box 97, Rock Island, Illinois

Please send me your FREE illustrated booklet,
 "Accent on Windows" Sweet's Insert

Name _____ Title _____

Company _____

Address _____

City _____ Zone _____ State _____

For more data, circle 18 on Inquiry Card

Table 2
HEAT TRANSFER MULTIPLIERS (Heating)

Design Temperature Difference, Degrees	30	35	40	45	50	55	60	65	70	75	80	85	90	95	100	Coef. of thermal Cond. U ¹
WALLS																
No. 1 Frame and veneer-on-frame																
(a) No insulation	8	9	10	12	13	14	16	17	18	20	21	22	23	25	26	0.26
(b) Less than 1-in. insulation, or one reflective air space	6	7	8	9	10	10	11	12	13	14	15	16	17	18	19	0.19
(c) 1-in. or more but less than 2-in. insul., or two reflective air spaces	4	5	5	6	7	7	8	8	9	10	10	11	12	12	13	0.13
(d) 2-in. to 3-in. insulation inclusive, or three reflective air spaces	2	3	3	4	4	4	6	6	6	6	6	7	7	8	8	0.08
(e) More than 3-in. insulation	2	2	2	3	3	3	4	4	4	5	5	5	5	6	6	0.06
No. 2 Masonry walls, 8-in., 10-in. or 12-in. block or brick																
(a) Plastered or plain	14	17	19	22	24	26	29	31	34	36	38	41	43	46	48	0.48
(b) Furred, no insulation	9	11	12	14	15	17	18	20	21	23	24	26	27	29	30	0.30
(c) Furred, with less than 1-in. insulation or one reflective air space	6	7	8	9	10	11	12	13	14	15	16	17	18	19	20	0.20
(d) Furred, with 1-in. to 2-in. insulation inclusive, or two reflective air spaces	4	5	6	6	7	8	8	9	10	11	11	12	13	13	14	0.14
(e) Furred, with more than 2-in. insulation, or three reflective air spaces	3	3	4	4	5	5	5	6	6	7	7	8	8	9	9	0.09
(f) Crawl-space wall, 1-in. or less perimeter insulation	8	9	10	12	13	14	16	17	18	20	21	22	23	25	26	0.26
(g) Same as (f), for crawl-space plenum system	10	12	14	15	17	19	20	22	24	26	27	29	31	32	34	0.34
(h) Below grade	2	2	2	3	3	3	4	4	4	5	5	5	5	6	6	0.06
No. 3 Partitions																
(a) Frame, finished one side only, no insulation	18	21	24	27	30	33	36	39	42	45	48	51	54	57	60	0.60
(b) Frame, finished both sides, no insulation	10	12	14	15	17	19	20	22	24	26	27	29	31	32	34	0.34
(c) Frame, finished both sides, more than 1-in. insulation, or two reflective air spaces	4	5	6	6	7	8	8	9	10	11	11	12	13	13	14	0.14
(d) Masonry, plastered one side, no insulation	11	12	14	16	18	19	21	23	25	26	28	30	32	33	35	0.35
DOORS																
No. 4 Wood																
	15	18	20	23	25	28	30	33	35	38	40	43	45	48	50	0.50
CEILING AND ROOFS																
No. 5 Ceilings under naturally vented attic or vented flat roof																
(a) Uninsulated (unvented attic)	10	11	13	14	16	18	19	21	22	24	26	27	29	30	32	0.32
(b) Less than 2-in. insulation, or one reflective air space	4	4	5	5	6	7	7	8	8	9	10	10	11	11	12	0.12
(c) 2-in. or more but less than 4-in. insul., or two reflective air spaces	3	4	4	5	5	6	6	7	7	8	8	9	9	10	10	0.10

table 2 continued on page 46

continued from page 35

forms for each operation were necessary.

An added benefit of the new Manual "J," besides space and time savings resulting from the new presentation method, is decision making—always an important consideration. Now the loads can be determined quicker and easier.

Construction details are described in general, recognizable terms, instead of laborious details which have been in the past time-consuming. Yet all of the simplification has been accomplished without affecting the overall accuracy so essential to calculating heating and cooling design.


Broadened information on heat transmission through glass, more accurate and easier to use, is also found in Manual "J." Glass transfer tables are presented in a more lucid manner and represent the first time this information has been made readily available to builders, architects, and air conditioning contractors as well as engineers.

continued on page 43

RAYLON

Aluminum and Fiberglass Garage Doors

by Raynor



* Lightness . . . for special Raylon handling ease . . . weighs 1/3 the weight of a wood door.

* Lightness . . . created by translucent Raylon fiberglass panels for brighter, "natural light" garage interiors.


* Lightness . . . of Raylon-type construction creates smart blending lines to match any architectural design.

Choice of three colors — Dover White, Desert Tan and Nile Green. Maintenance-free — no painting — wash with garden hose in seconds. Available in one- or two-car sizes to fit any standard opening.

RAYNOR MFG. CO. Dixon, Illinois • Hammonton, New Jersey



For more data, circle 19 on Inquiry Card

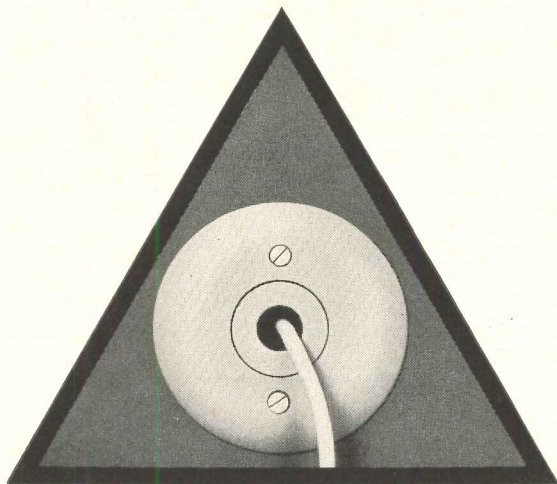


▲ The Princess phone adds to the appeal of this indoor-outdoor bedroom. For help in telephone-planning your homes, call your local Bell Telephone Business Office. See Sweet's Light Construction File, 11c/Be, for other residential telephone installation ideas.

PLAN for enough telephones and you
make homes more livable, more salable. Built-in
outlets with wiring concealed keep telephone
service flexible and protect the beauty
of home interiors.



Bell Telephone System



For more data, circle 20 on Inquiry Card

designed to be built in....

HALL-MACK®

BATHROOM ACCESSORIES


**RECESSED
UNITS**

For that extra touch of delightful luxury and comfort in your bathroom, there's nothing to equal the classic styling of Hall-Mack built-in accessories.

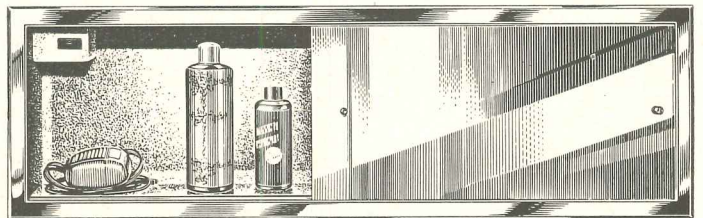
Their quiet dignity

blends harmoniously with any decor... saves precious space... provides extra convenience for every member of your family.

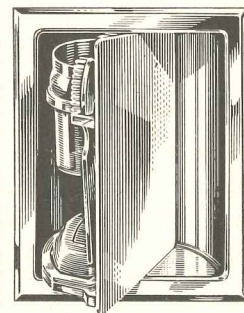
The traditional fine quality of Hall-Mack accessories brings lifetime beauty to your bathroom... combines discriminating concealment with full utility. Accessories make the bath, so to be sure to specify Hall-Mack when you build or remodel.



accurate scale folds into wall... saves space prevents tumbles

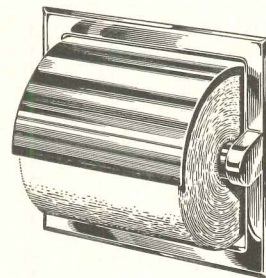


concealed vanity shelf with sliding mirrors



revolving door hides soap, tumbler, tooth brushes

semi-concealed paper holder... hinged hood keeps tissue clean, acts as brake on roll



HALL-MACK COMPANY

division of *Textron Inc.*
1380 W. Washington Blvd.,
Los Angeles 7, Calif.

Please send your free color booklet on bathroom planning

AR-562

Name _____

PLEASE PRINT

Address _____

City _____ Zone _____ State _____

Sold by leading plumbing, tile and hardware dealers everywhere

For more data, circle 21 on Inquiry Card

For more data, circle 22 on Inquiry Card ➤



Room designed by Jeremiah Goodman, A.I.D.




THIS IS CHARTER PECAN

... an exciting new Weldwood® paneling. A tawny, gold-and-brown kind of wood, rich in burls and figures, Charter® Pecan is ideal for a wall you make the center of interest. It lights up a room with an informal atmosphere of luxury. It's only one of 70 different types of Weldwood paneling you can choose from to establish the character and mood you want in a room. Make your choice among specially selected veneers of such woods as teak, rosewood, butternut—and have Weldwood

Algoma panels made to your specifications. Or pick panels from stock, including Charter Pecan. For the complete story, send for full-color illustrated booklets, "Weldwood Architectural Grade Paneling" and "Weldwood Prefinished Paneling For Fine Interiors." Address: United States Plywood, Dept. ARRH 5-62, 55 West 44th Street, New York 36, N. Y.

WELDWOOD REAL WOOD **PANELING**

Products of United States Plywood



SKYDOME[®] ACRYLIC SKYLIGHTS BRIGHTEN TODAY'S BEST-DESIGNED HOMES*

More and more architects are including unique skylighting applications in advanced home design. With Skydome acrylic skylights, you can bring in soft, evenly diffused daylight to permit fuller use of such interior areas as kitchens, hallways and inside bathrooms. Skydome daylighting permits more complete use of living space, eliminates dark corners, provides a bright, open atmosphere in work areas. And the low, graceful Skydome silhouette provides an interesting design element. It blends with any type of house design, can be installed on any type of roof. ■ Made of shatterproof, weatherable acrylic plastic, Skydome units are guaranteed watertight . . . permanently. They are available in many standard and custom shapes, sizes and densities enabling the architect to control light diffusion and heat gain. For details, contact your Skydome representative listed at the right.



BUILDING PRODUCTS DIVISION  5 BAY STATE ROAD, CAMBRIDGE 38, MASS.

*5 RECORD HOUSES IN 1962 FEATURE SKYDOME DAYLIGHTING. Five award-winning architects designed Skydome acrylic skylights into their Record Houses — selected by a panel of architectural editors as “the finest achievements by architects in the field of house design.”

for more information on SKYDOME® DAYLIGHTING

Contact Your Nearest Representative

All New England States

American Cyanamid Co.
Building Products Division
5 Bay State Rd.
Cambridge, Mass.

Alabama

Snowden-Walters Co., Inc.
1040 E. Camelback Rd.
Birmingham

Arizona

Beach Building Specialties, Inc.
1040 E. Camelback Rd.
Phoenix

Arkansas

Berlin Wilson Company
Gazette Bldg.
Little Rock
Maury & Company
1612 Lamar Avenue
Memphis

California

American Cyanamid Company
907 Post St.
San Francisco
Arntz Associates
9163 Fairview Ave.
San Gabriel
Panal Plastics
750 Walsh Avenue
Santa Clara

Colorado

E. P. Murr
2243 W. 32 Ave.
Denver

Florida

Acousti Engineering Co. of Florida
101 Copeland St.
Jacksonville
Murry Maisel
5133 North Bay Rd.
Miami Beach
Acousti Engineering Co. of Florida
1616 Slight Blvd.
Orlando
Builders Specialty
Box 10969
St. Petersburg

Georgia

Harry Perkerson
P.O. Box 13126, Sta. K
Atlanta

Idaho

R. L. Montelius
1403 York Ave.
Spokane 12, Washington

Illinois

Harold A. Schweig & Co.
1325 Belmont Ave.
Chicago

Iowa

Engineering Products Co.
1201 Savings & Loan Bldg.
Des Moines

Kentucky

E. H. Straus Co.
1115 Delaware Ave.
Lexington
Universal Services
2015 Parrish Ave.
Owensboro

Louisiana

Joseph Ryan
6431 Memphis
New Orleans
Regal Plastics Supply Co.
1048 Marshall
Shreveport

Michigan

A. K. Schlain Co.
P. O. Box 5353
Detroit 35

Minnesota

John V. Lynch
129 E. Arrowhead Rd.
Duluth
MacArthur Company
936 Raymond Avenue
St. Paul

Mississippi

The Manuel Co., Inc.
167 Chatham Circle
Jackson

Missouri

American Cyanamid Co.
6100 E. 60th St.
Kansas City
M.F.G. Associates
34 North Brentwood Blvd.
St. Louis

Montana

Madden Construction Supply
P. O. Box 1815
Billings
Madden Construction Supply
P. O. Box 1533
Great Falls

Nebraska

Engineering Products Co.
P. O. Box 715, West Dodge Sta.
Omaha

New Mexico

Builders Specialty Service
P. O. Box 2098
Santa Fe

New York

Robert B. Devine
41 Bennett Village Terrace
Buffalo 14
Kenneth Hargreaves & Co.
31 Gladiolus Ave.
Floral Park

North Carolina

American Cyanamid Co.
3333 Wilkinson Blvd.
Charlotte, N. C.

North Dakota

Construction Supply
P. O. Box 243
Fargo

Ohio

Wilson & Dolphin, Inc.
2168 West 25th St.
Cleveland
T. O. Lawler
2265 Arlington Ave.
Columbus

Oklahoma

E. J. Broberg
1844 E. 16th Place
Tulsa

Oregon

W. H. Cress Co.
201 Concord Bldg.
Portland

Pennsylvania

M. G. Silverman
1419 Robbins Ave.
Philadelphia
Ward & Black Engineering Sales
940 Western Ave.
Pittsburgh 33

South Dakota

North Central Supply Co.
920½ E. St. Patrick St.
Rapid City

Tennessee

Sewanee Coal & Supply Co.
1038 E. Main St.
Chattanooga
The McNeil Co.
734 Eastman Rd.
Kingsport
Maury & Company
357 Cumberland St.
Memphis 12
Manning Materials Co.
P. O. Box 6153
Nashville

Texas

S. P. Gilbert Co.
P. O. Box 3262
Austin
Volkmer & Kratz Co.
2720 Seelcoo
Dallas 35
Hunt Building Marts, Inc.
432 N. Frederick St.
El Paso
Builders Products Inc.
3705 Westheimer
Houston

Utah

Joel P. Paulson & Co.
P. O. Box 6132
Salt Lake City

Virginia

James G. Thayer
2623 Kensington Ave.
Richmond

Washington

Barclay Dean, Inc.
4131 Stone Way No.
Seattle
R. L. Montelius
1402 York Ave.
Spokane 12

Heat Loads 3: by James D. Nolan

continued from page 38

The National Warm Air Heating & Air Conditioning Association has already made the new manual available to all of its members. Non-members of the 49-year-old trade association may purchase a copy at \$2.50 per copy. Worksheets are priced at \$7.00 per one hundred.

We include here the basic procedure of the simplified method as presented in Manual "J," along with two of the critical new tables: Table 1, Outside Design Temperature; and Table 2, Heat Transfer Multipliers. The manual, as noted before, contains many other short cuts and simplifications in the calculations. Table 1, as presented here, is considerably condensed from the original, which has much greater coverage of different towns within each state. Both tables are copyrighted 1961 by the National Warm Air Heating and Air Conditioning Association.

for Table 1, see pages 46, 148, 151

for Table 2, see pages 38, 46, 148, 151

PROCEDURE FOR DETERMINING Btuh HEAT LOSS FROM ROOMS

- Determine outside design temperature from Table 1.
- Select inside design temperature for rooms to be heated.
- The design temperature difference is the difference in temperature between inside and outside at design conditions. If the outside temperature is above 0 F, the design temperature difference is equal to indoor design temperature minus outside design temperature.

If the outside design temperature is below 0 F, the design temperature difference is equal to inside design temperature plus the number of degrees the design temperature is below 0 F.

- From Table 2 locate construction of exposed walls, windows, cold partitions, cold ceilings, and cold floors.
- From Table 2, determine heat transfer multiplier (HTM) for design temperature difference for each construction and type of exposure.
- Obtain area of exposed walls, including cold partitions, windows, and doors, in sq ft. This is the gross exposed wall area. Enter on worksheet for each room.
- Obtain areas of windows and doors. Enter on worksheet for each room.
- Subtract areas of windows and doors from gross exposed wall area for each room. This is the net exposed wall area. Enter on worksheet.
- Obtain the area of cold ceilings and cold floors exposed to outside temperature or to cold spaces.
- From Table 2, locate construction of windows, doors, and other cracks. Enter construction number and HTM in appropriate column of worksheet.
- Find the total length, in feet, of the crackage of the windows and outside doors for each room. Obtain the linear feet of crackage for all types of windows.
- The design heat loss through each window, door, cold ceiling and cold floor equals its area times the HTM for the construction. The infiltration heat loss around each window and door equals its length of crack times the HTM for the construction.
- Obtain total heat loss for each room by adding heat losses for walls, windows, cold partitions, cold ceilings, cold floors and infiltration. Repeat this procedure for each room including the basement.
- Obtain total heat loss for the entire house by adding the heat losses of the individual rooms in the structure. This value is later used in the selection of the furnace size.



ANDERSEN WINDOWS SPECIFIED

Designed by Paul Hayden Kirk

An unusual combination of stacked Andersen Beauty-Line Windows was selected by Architect Paul Hayden Kirk, F.A.I.A., for this Bellevue, Washington home. Finished to harmonize with cedar panels, they contribute to an over-all exterior design that emphasizes delicacy, vertical lines and interesting texture.

Andersen Windows offer you maximum design flexibility for any light construction project. There are 7 kinds of windows, 30 different types, 685 cataloged sizes, thousands of combinations.

With Andersen Windows you get all the natural insulating qualities of wood, plus weathertightness that is 5 times industry standards. And the wood in all Andersen Windows is Penta-treated for lasting protection against termites and decay.

Andersen Windows 

America's most wanted windows
ANDERSEN CORPORATION • BAYPORT, MINNESOTA

For more data, circle 24 on Inquiry Card



FOR THIS "RECORD HOUSE"

PLAN: Forty feet square. Only fixed members are the four supporting columns allowing maximum design flexibility.

Architects will find Andersen Windows available from lumber and millwork dealers throughout the United States and Canada. Check Sweet's File, or write for Detail Catalog and Tracing Detail files.

The home that states a new tradition in wood.
Photo courtesy of Living for Young Homemakers Basic Materials, Research and Design Program.

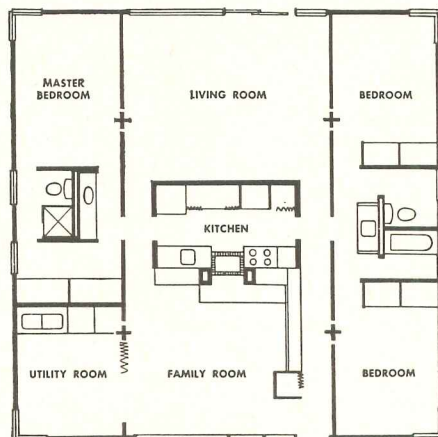


Table 2 (cont'd)

Design Temperature Difference, Degrees	30	35	40	45	50	55	60	65	70	75	80	85	90	95	100	Coef. of thermal Cond. U ¹
CEILING AND ROOFS																
(d) 4-in. to 5-in. insulation inclusive, or three or more reflective air spaces	2	3	3	4	4	4	6	6	6	6	6	7	7	8	8	0.08
(e) More than 5-in. insulation	2	2	2	2	3	3	3	3	4	4	4	4	5	5	5	0.05
No. 6 Built-up roof, no ceiling																
(a) Less than 1-in. roof insulation	14	17	19	22	24	26	29	31	34	36	38	41	43	46	48	0.48
(b) 1-in. to 2-in. roof insulation	6	7	8	9	11	12	13	14	15	16	17	18	19	20	21	0.21
(c) More than 2-in. roof insulation	5	5	6	7	8	8	9	10	11	11	12	13	14	14	15	0.15
No. 7 Ceilings under unconditioned rooms																
	7	8	10	11	12	13	14	16	17	18	19	20	22	23	24	0.24
FLOORS																
No. 8 Over unconditioned rooms																
	4	5	6	6	7	8	8	9	10	11	11	12	13	13	14	0.14
No. 9 Over basement or enclosed crawl space																
	0	0	0	0	0	0	0	0	0	0	0	0	0	0	0	
No. 10 Over open space																
(a) Less than 1-in. insulation	8	10	11	13	14	15	17	18	20	21	22	24	25	27	28	0.28
(b) 1-in. to 2-in. insulation inclusive	4	5	6	6	7	8	8	9	10	11	11	12	13	13	14	0.14
(c) More than 2-in. insulation	3	4	4	5	5	6	6	7	7	8	8	9	9	10	10	0.10
No. 11 Basement, concrete on ground																
	2	2	2	3	3	3	4	4	4	5	5	5	5	6	6	0.06
No. 12 Concrete slab, unheated																
	5	6	7	8	9	9	10	11	12	13	14	14	15	16	17	0.17
No. 13 Concrete, using perimeter system																
(a) No edge insulation ²	57	67	76	86	95	105	114	124	133	143	152	162	171	181	190	1.90
(b) 1-in. edge insulation ³	35	40	46	52	58	63	69	75	81	86	92	98	104	109	115	1.15
(c) 2-in. edge insulation ³	29	33	38	43	48	52	57	62	67	71	76	81	86	90	95	0.95
No. 14 Crawl space																
	5	6	6	7	8	9	10	10	11	12	13	14	14	15	16	0.16
WINDOWS																
No. 15 Single glass, vertical																
(a) No storm sash	34	40	45	51	57	62	68	73	79	85	90	96	102	107	113	1.13
(b) Tight fitting wood storm sash	14	16	19	21	24	26	28	31	33	35	38	40	42	45	47	0.47
(c) Tight fitting metal storm sash	18	21	24	27	30	32	35	38	41	44	47	50	53	56	59	0.59
(d) Removable storm sash	23	26	30	34	38	41	45	49	53	56	60	64	68	71	75	0.75
No. 16 Single glass, horizontal																
	42	49	56	63	70	77	84	91	98	105	112	119	126	133	140	1.40
No. 17 Double glass, 1/4-in. sealed air space																
	18	21	24	27	31	34	37	40	43	46	49	52	55	58	61	0.61
No. 18 Glass block, 3-1/8-in. thick																
(a) 5-1/2-in. x 5-3/4-in.	18	21	24	27	30	33	36	39	42	45	48	51	54	57	60	0.60
(b) 7-3/4-in. x 7-3/4-in.	17	20	22	25	28	31	34	36	39	42	45	48	50	53	56	0.56
(c) 11-3/4-in. x 11-3/4-in.	16	18	21	23	26	28	31	34	36	39	42	44	47	49	52	0.52

continued from pages 38, 43

State & City	Table 1 OUTSIDE DESIGN CONDITIONS FOR U.S.				Latitude Deg.
	Winter DB	Summer DB	Daily Range	Summer WB	
ALABAMA					
Birmingham	10	95	M	78	35
Mobile	20	90	L	80	30
ALASKA					
Fairbanks	-57	—	M	—	65
ARIZONA					
Phoenix	35	105	H	76	35
ARKANSAS					
Little Rock	10	95	M	78	35
CALIFORNIA					
Los Angeles	40	90	L	70	35
San Francisco	35	80	M	65	40
COLORADO					
Boulder	-15	95	M	64	40
CONNECTICUT					
New Haven	0	85	M	75	40
DELAWARE					
Wilmington	5	90	M	78	40
DIST. OF COLUMBIA					
Washington	10	90	M	78	40
FLORIDA					
Miami	45	90	L	79	25
Tampa	35	95	M	78	30
GEORGIA					
Atlanta	10	95	M	76	35
Savannah	25	95	M	78	30
IDAHO					
Boise	-10	95	H	65	45
ILLINOIS					
Chicago	-10	95	M	75	40
INDIANA					
Indianapolis	-10	95	M	76	40
IOWA					
Des Moines	-15	95	M	78	40
KANSAS					
Topeka	-10	100	M	78	40
KENTUCKY					
Louisville	0	95	M	78	40
LOUISIANA					
New Orleans	25	95	L	80	30
Shreveport	15	95	M	78	35
MAINE					
Bangor	-20	85	L	73	45
Portland	-10	85	M	73	45
MARYLAND					
Baltimore	10	90	M	78	40
MASSACHUSETTS					
Boston	0	85	M	74	40
Pittsfield	-10	90	M	75	40

tables continued on page 148

In-Sink-Erator
gave birth
to the idea
of garbage-free
living in 1927!

Send for free illustrated literature and name of nearest In-Sink-Erator dealer.

In-Sink-Erator ISE

Originator and perfecter of garbage disposers

In-Sink-Erator Manufacturing Company
AR562, 1225 14th St., Racine, Wisconsin

Name _____
Address _____
City _____ Zone _____ State _____



1927—the year this garbage disposer was invented by John W. Hammes, founder of In-Sink-Erator. His first model (above), which sat on a drain board, was based on the idea of grinding food waste and flushing it down the kitchen drain. While Mr. Hammes' invention looks crude by today's standards, it was the forerunner to patents which started an industry that has brought a new kind of better living to millions!




1962—the In-Sink-Erator disposer makes garbage free living a reality! It's the only disposer with a patented reversing action switch that helps prevent jams and doubles the life of the shredders. In-Sink-Erator's quality is proved by thousands in continuous use 8, 12 and 14 years without service. As the originator and the largest manufacturer devoted exclusively to disposers, you can depend on In-Sink-Erator to bring you the finest.

For more data, circle 25 on Inquiry Card

FOLLANSBEE TERNE ROOF

The "crowning touch" on the "House of Ideas."



Architect: Chloethiel Woodard Smith, FAIA, Washington, D. C.

Builder: Urban Farms, Inc., Franklin Lakes, N. J.

Roofer: Edward J. Koehler, Paterson N. J.

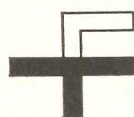
Designers who specified components for the HOUSE & GARDEN 1962 "House of Ideas", chose Follansbee Terne for the roof.

Its choice is a natural one for a structure like the "House of Ideas", which incorporates scores of architectural and decorating ideas using many materials of proven quality.

Follansbee Terne is also very much at home among products of architectural significance. Architects and builders everywhere are recognizing the design and sales potential of this roofing material which allows the roof to be a distinctive part of a structure's appearance.

That's why it is no surprise to find Follansbee Terne being specified for many new and modern buildings and homes. As it is on the "House of Ideas", Terne is being used to give them a "crowning touch" — a colorful and attractive roof which will last a lifetime.

FOLLANSBEE IS THE WORLD'S PIONEER PRODUCER OF SEAMLESS TERNE ROOFING



FOLLANSBEE STEEL CORPORATION

Follansbee, West Virginia

For more data, circle 26 on Inquiry Card

A-M PAINTS NEW Reduces Selection of

A Unique and Practical Approach to Exterior and Interior Color Styling

A-M's new Color Styling Service—a functional plan never before offered—is designed to help architects and builders provide homes of wider appeal. Based on A-M's exciting manual, "Attitudes on Color and Light," the Service includes custom-styling of exterior colors to your particular community of homes, as well as a revolutionary approach to the selection of harmonious interior colors.

Read more about A-M's unusual Color Styling Service on these pages and mail coupon for complete information.




A-M Color Experts considered particular home styling and plat before recommending color combinations that provide harmony in individual units as well as the entire community.

A-M Pre-Plans Exterior Colors to harmonize with your Architectural Designs and Plats

It's the first impression—or "Curb Appeal"—that attracts prospective home buyers. Interesting architectural design and plat are not enough, but add special color coordination and you create a harmonious community of homes with maximum acceptance. A-M pre-plans the exterior color styling of your homes with regard to their specific architectural design, the street layout, and landscaping.

COLOR SERVICE

Residential Colors to a Science



Scientific Treatise Reveals New Attitudes on Color and Light

Created to help builders and home owners solve color and lighting problems in the home, this new manual considers the importance of personal attitudes. These attitudes permit the choosing of colors to do something for the individual, enhance the architecture and provide decorative or even functional guidance. Chapter headings include: Attitudes in Color Choice, Lighting, Judging the Appearance of Colors, The Builder's Color Problems, and The A-M Color Palette.

Ceiling-to-Floor Swatches of A-M Reference Colors Clarify Interior Selections

The technique of using Reference Colors permits the judgment of contrast between these colors and furnishings to determine if the desired effect will be achieved. It is difficult to estimate the change in appearance a small swatch undergoes when the color is applied to a wall. But by using A-M's eight foot Ceiling-to-Floor Color Swatches it is possible to view Reference Colors under different levels of illumination, shadows and highlights, and achieve a more precise overall impression of the desired result.



MARTIN MARIETTA CORPORATION
Chicago 11, Illinois

MARTIN MARIETTA CORPORATION
A-M Paints Chicago 11, Illinois

Gentlemen: Please send me:

- The new A-M Manual, Attitudes on Color and Light
- Complete information on your Color Styling Service

Name _____ Title _____

Company _____

Address _____

City _____ State _____

For more data, circle 27 on Inquiry Card

When you buy range hoods & exhaust fans...

*This emblem is your
assurance of FHA approval,
certified performance,
added sales appeal!*



- Established to safeguard builders from unreliable "free air" claims.
- Required by FHA Minimum Property Standards: Paragraph 1002-2.2 says fans must carry HVI label or prove equivalent performance.
- Awarded to fans that meet and exceed HVI standards in independent tests at Texas Engineering Experiment Station, Texas A. & M.
- Displayed on their products by leading manufacturers who, as HVI members, produce only fans meeting HVI standards.

For full details on HVI testing and rating procedures, write the Home Ventilating Institute or call the local representative of a member company.

HOME VENTILATING INSTITUTE

1108 Standard Building, Cleveland 13, Ohio

MEMBER COMPANIES: Berns Air King Corp. • Broan Mfg. Co. Inc. • Emerson-Pryne Co. • Fasco Industries, Inc. • Home Metal Products Co. • Miami Cabinet Div. Philip Carey Mfg. Co. • Nutone, Inc. • Progress Mfg. Co. Roberts Mfg. Co. Inc. • Swanson, Inc. • Trade-Wind Div. Robbins & Myers, Inc. • Ventrola Mfg. Co.

For more data, circle 28 on Inquiry Card

RECORD HOUSES OF 1962

ARCHITECTURAL RECORD's seventh annual Awards Of Excellence For House Design are proudly presented to the twenty houses in this issue. As before, they were selected with the widest range of design, cost, geography and structure. To point up increasing evidence of better design in tract houses, five of them are included, and this issue is going to 20,000 builders to help foster a trend that can only be of benefit to everyone, as Mr. Lethbridge states below. Reprints will again be available in bookstores. A new feature is the Record Houses Reader Service Department for added product information (see p. 177). HERBERT L. SMITH JR.

“It is still possible, as these pages testify, for a prospective home owner to find a piece of land that suits his fancy, to retain an architect in whose ability he has confidence, and under whose guidance a builder-craftsman may construct his house with great skill and care. It is still a process of dedication, design and construction that will repay our careful study, and is a matter of social as well as artistic significance; for it must be conceded that the influence of the relatively few outstandingly good individual homes that are built each year is far out of proportion to their numbers. This small percentage of architect designed homes has traditionally acted as a catalyst in the process of changing standards of architectural taste and construction science, and even today there are more advances and new departures in construction techniques, as well as in design, made by these few rugged individualists than are developed by the combined resources of the great homebuilding industry as a whole • But most houses built in any year are built by the merchant builders, whose collective efforts make up the finished products of the homebuilding industry. As is the case with the products of many other industries, there is bound to be a wide range of quality in design and construction—in this instance far too little that is very good, surprisingly little that is totally bad, and far too much that is merely mediocre in design, if not in construction. We can ill afford to be unconcerned about an inadequate level of design in housing for we cannot easily ignore it, nor can we disregard its influence upon us all • We must all expect and demand—consumers, architects and builders alike—a higher level of beauty as well as utility in our communities of houses. The measure of our success in residential planning will be how well we can develop and use a greater degree of industrialization of production and of standardization of well-designed housing units, without sacrificing a sensitive and painstaking approach to the relation of each dwelling to its immediate neighbors, to the neighborhood as a whole, and to the nature of the site itself. Substantial progress will be made only after the weight of aroused and informed public opinion is brought to bear on the people who, directly or indirectly, plan, design, build and finance new communities of houses, wherever they may be built • There is no short cut method to achieve a high level of design, or even a satisfactory level. There are certain steps that must be followed, and the work must be coordinated by a qualified professional from beginning to end. It is futile to become involved in arguments at this point on the subject of exactly who it is who is to carry out this coordination of design and construction. The most important point is that it must be done, and, in fact, is done today too frequently by someone who is not qualified to do the work •”

BY FRANCIS D. LETHBRIDGE, CHAIRMAN A.I.A. HOMEBUILDING INDUSTRY COMMITTEE

ROBERT DAMORA, ARCHITECT

Development house for New Seabury, Cape Cod, Massachusetts

Sepp Firnkas, Structural Engineer

Werner, Jensen & Korst, Mechanical Engineers

Emil Hanslin Associates, Inc., Builder

Suzanne Sissen, Landscape Architect

Robert Damora and Melanie Kahane, Interior Design




PHOTOS: ROBERT DAMORA

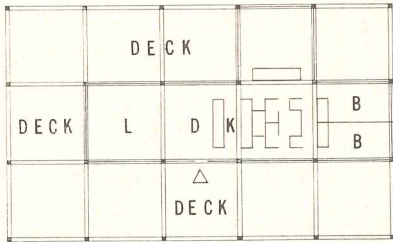
AN ARCHITECT'S ANSWER TO THE PRE-FAB TRACT HOUSE PROBLEM



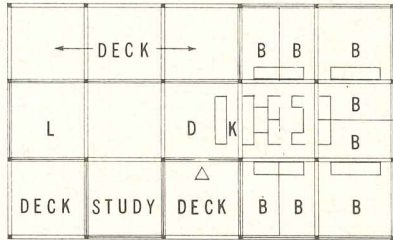
The onus of monotony, a burden of all too many of our large tract house developments, has been vigorously shed in this novel scheme. The architect and builder, working in close cooperation, have devised a moderate-priced house made of a minimum number of pre-fabricated component parts, which can be speedily put together in an endless variety of ways. No house need be identical to another; each may be adapted to individual requirements of family planning and site topography. Thus, for the projected 1000-house development, the effect will be that of homogeneity rather than repetition. Some architectural advice will be available on each house to insure a good plan arrangement, and to obtain a quality of fresh and spirited design parallel to the pilot model shown in the photographs and drawings on these pages.



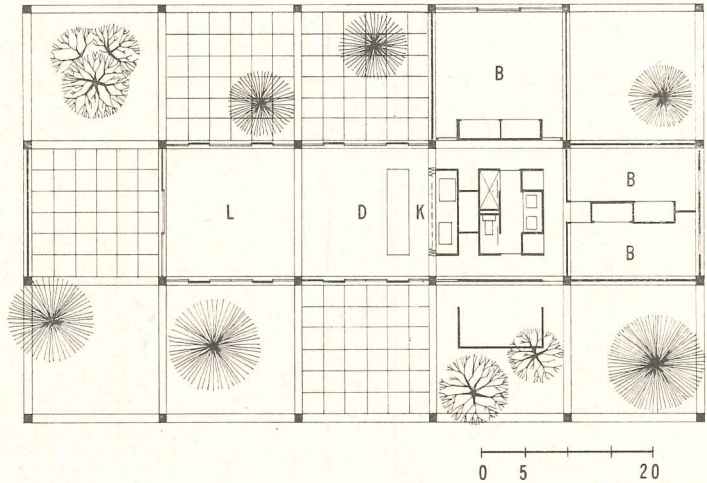
STEP A



STEP B




STEP C



0 5 20






Planning for this New Seabury house is based on a grid of 16- by 16-ft units. These units interlock into adjacent units in four directions, and may be stacked vertically. Any number desired may be erected, and in any of a variety of patterns.

Within this structural framework, floors, roofs and walls may be added or eliminated to achieve a livable complex of enclosed rooms, covered or open courts and terraces or gardens. A standardized utility core, designed to fit in one of the spaces, contains all mechanical equipment.

The pilot model (larger plan at left) has five rooms and four terraces set in a pergola of 15 frame units. In volume production, it is expected to sell for \$20,000.

Besides the endless initial arrangements possible with the scheme, it also offers a design that can be easily expanded. The three plans shown at far left illustrate one way the house could be enlarged as the family needs grow. By building the entire network of frames at the outset, the house would have an air of size and interest even at its tiny beginning.






PHOTOS: ROBERT DAMORA

AN INTERLOCKING FRAMEWORK
OF SPACES PERMITS PLANS
TO ADAPT TO OWNERS' NEEDS

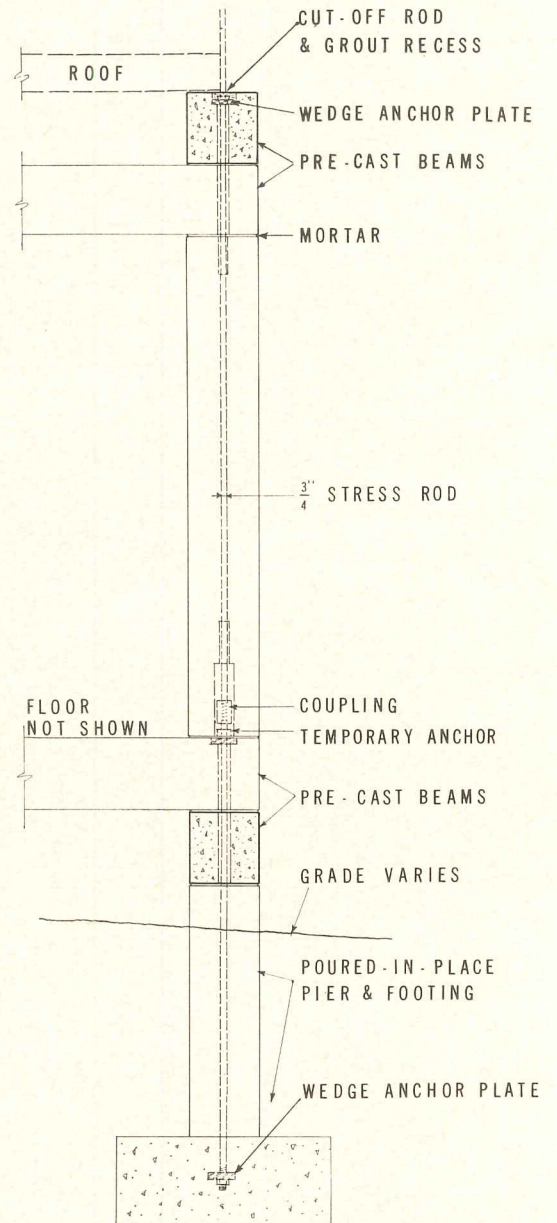
The architect of this New Seabury house states that, "concrete was used throughout in an effort to utilize the masonry fabrication plants during their slow winter months; the component parts are mass-produced and stockpiled in the winter, and are then available for speedy erection—two to three days—during the rest of the year."

There are six basic structural parts: (1) column or column blocks, (2) beam for floor and roof, (3) floor panel—poured concrete topping is added, (4) flat roof panel, (5) folded plate roof panel, (6) sun or trellis joist.

All members are hollow; voids in the floor panels serve as ducts for heating and utilities.



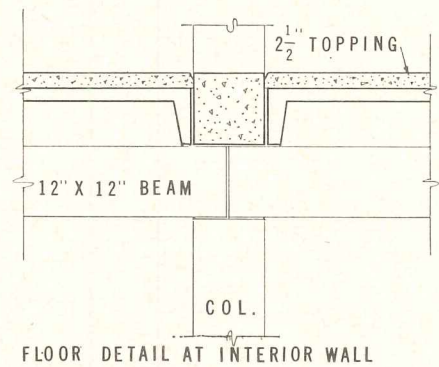
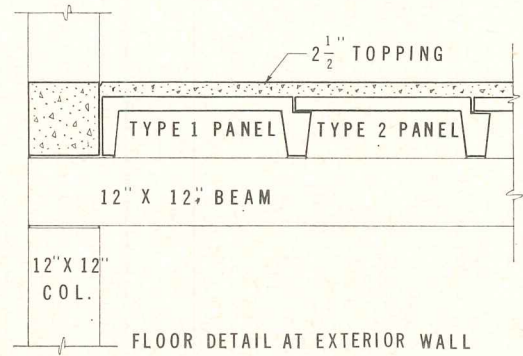
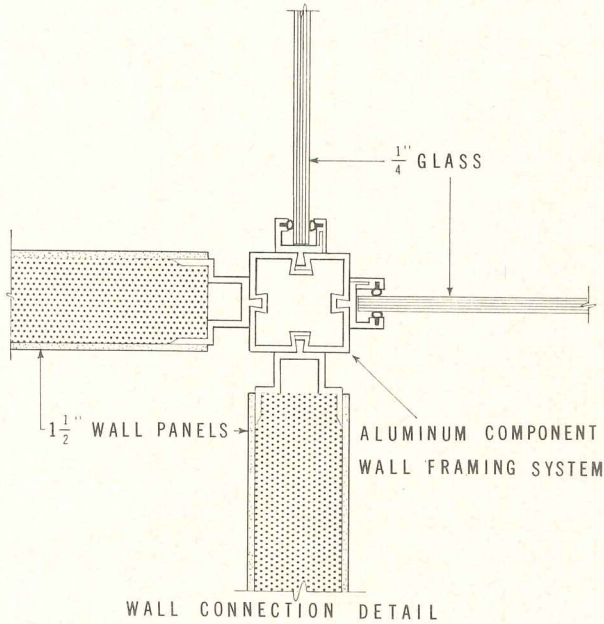
THE BASIC STRUCTURAL GRID IS ASSEMBLED FROM ONLY SIX PREFABRICATED COMPONENTS





DIAGRAMMATIC SECTION OF SIX MEMBERS



A SYSTEM OF PANELS ENCLOSES ROOMS AS DESIRED




PHOTOS: ROBERT DAMORA



In addition to the panels for floors and roof, rooms are enclosed by a curtain wall system (used for exterior and interior) assembled from three interlocking component panels: (1) fixed glass panel, (2) fixed sandwich-insulating panel, and (3) operating (sliding) glass or solid panel.

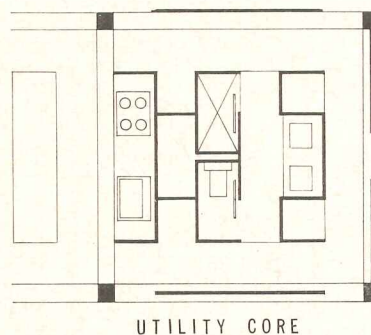
These wall panels connect to the concrete structure through a watertight key and slot system, as shown in the above detail. The panels snap in place and, at least in theory, could be quickly removed and snapped back into other sections of the channel frame to create a larger space (which remains unheated) for summer weekend visitors.



A UTILITY CORE FORMS THE HUB OF THE PLAN OF THE HOUSE



Basic to the planning and economy of the New Seabury house is a utility core with all the mechanical equipment for the house. The same wall panels described on the opposite page are assembled to make walls for kitchen, bath, closets, heater and utility room. As the panels are waterproof, their use for bath and shower areas eliminates the need for more costly tile or other superimposed bathroom waterproofing.

In the detail plan shown at right, the kitchen opens onto the dining area, and is shielded by a work-counter-bar; behind this is the heater space; and next is a compartmented bath and two closets opening on the hall.




UTILITY CORE

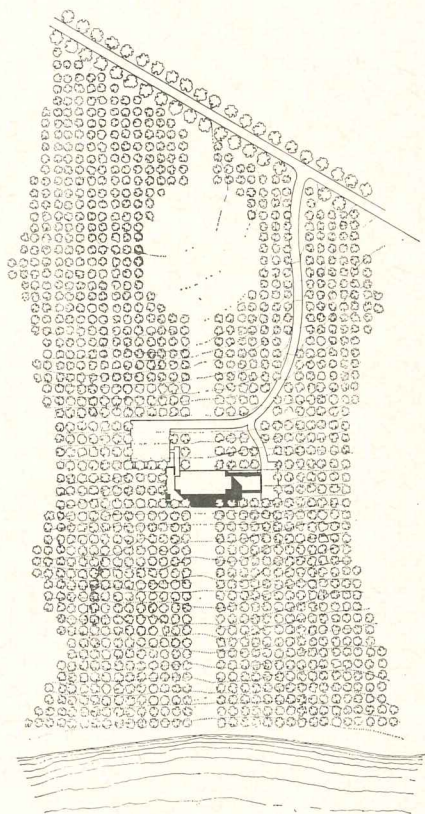
THE STRUCTURE ADAPTS
TO UNEVEN SITES
WITHOUT ANY GRADING



As the house itself sits on a sort of platform, attractive natural sites can easily be preserved as shown in these photographs. The pilot model is built with cast columns, but it is projected that mass-produced houses would be constructed with columns made of concrete blocks strung together to give greater flexibility for site adaptation.

Trees and other existing landscaping can also be easily preserved as desired with this adaptable house; several such examples can be noted here. In this first house, various levels of terraces and gardens are being developed in the "void" areas of the structural frame grid. It is also projected that a plastic swimming pool will be suspended in one such area.





The lean elegance of this house forms a focal point for a truly spectacular site: a 30-year-old orchard of 35-ft high orange trees, with a central *allée* 1000 ft long opened up to a lake. The house is placed on axis at a level approximately 25 ft above the lake, an item unusual for the flatlands of Florida. A podium-like terrace on the lake side further dramatizes the importance of the house. The scale of the house is a deceptive one: big as it is, lack of ordinary sized fenestration and openings offers no comparison for scale and makes the house seem even larger than it is.

The basic design motif of the house, inside and out, is one that is becoming more and more typical of Rudolph's work—an almost sculptural concern for the interplay of rectangular forms and voids, and of both the horizontal and vertical planes. It is a design which must be walked around to be really seen, and the entrance approach is designed for this.

CONTEMPORARY IN THE GRAND MANNER

PAUL RUDOLPH, ARCHITECT

*Residence for Mr. and Mrs. R. A. Liggett
Tampa, Florida*


Charles T. Healy & Associates, Mechanical Engineers


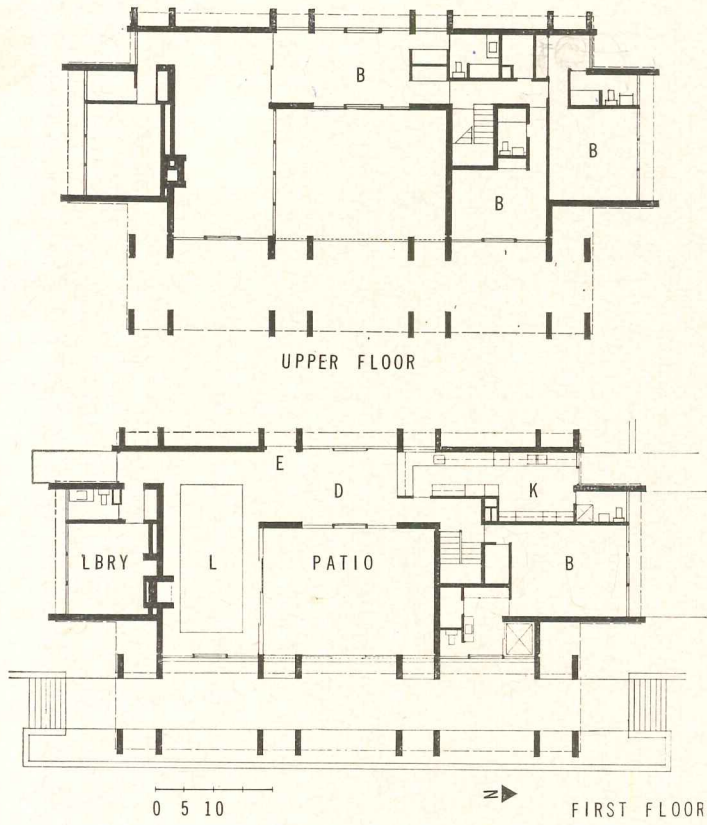

Sidney L. Barber, Consulting Structural Engineer

Prentiss French, Landscape Architect

R. S. Stevens & Sons, Contractor

PHOTOS: ALEXANDRE GEORGES





OPENNESS AND UNDERFURNISHING ADD TO SPACIOUSNESS

THE PLAN has all major rooms facing long vistas through the orange grove, with the exception of the master bedroom on the first floor, which has its own walled-in garden, terrace and pool. Rooms for the children and for guests are on the upper floor. The plan centers on a roofed and screened center courtyard, which will be filled with exotic planting.



THE STRUCTURE is framed with concrete block, steel beams and 10-in. bar joists. Floors are 2½-in. concrete slabs on bar joists, finished with carpet, terrazzo or rosewood. Exterior walls are brick treated with silicone.

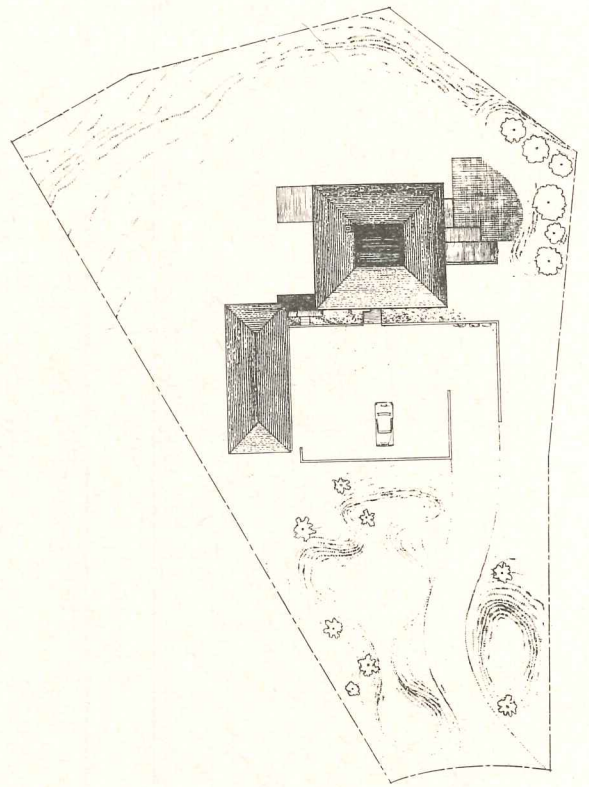
THE INTERIORS were in large part designed by the architect to emphasize the sense of space: note especially the furnishing of the living area, with built-in leather seats flanking a rosewood-floored sunken conversation area. Interior finishes are brick, glass and plaster. Living room and library ceilings are two stories high.

THE COST of the house was approximately \$108,000.


THE EQUIPMENT includes air conditioning for all the house except the central patio. The system uses ceiling diffusers, floor and sidewall returns.

PHOTOS: ALEXANDRE GEORGES





PHOTOS: MORLEY BAER



CHARLES W. MOORE AND
RICHARD C. PETERS, ARCHITECTS

Development house for Roy K. Hubbard

Corral De Tierra, California


Roy K. Hubbard, Contractor

Clair Young, Interior Designer

POWERFUL DESIGN SETS TRACT PACE

This handsome house-for-sale is a pilot project for a subdivision of one acre lots adjoining the newly completed Corral de Tierra Country Club, in a valley of the Santa Lucias between Monterey and Salinas, California. The problem for the architects was to design a large house, with a powerful and suitable identity, which would be attractive to as wide a variety of buyers as possible. Thus, a plan was required which would suit clients with young children, older children, or no children, with or without servants, for formal or informal living—in other words, for almost any kind of family. The scheme as built goes far in achieving this adaptability in a very comfortable and sophisticated fashion. A strong identity was set by using a basically simple rectangle with a high, top-lighted center space.

Rooms and terraces are arranged around this central room in such a manner that their uses could be easily varied to suit different occupants. Thus, the center area could be furnished as a formal room, or opened (as shown on the next page) informally into the other living areas. The area to the east of the center room can function as a formal dining room, or as a family room with a barbeque. The central bedroom, adjoining the master bath, can serve as a study, or as part of a master suite for an older couple; it can also share the front divided bath with the front bedroom if it is to be occupied by children or guests. A fourth bedroom, adjoining the garage, is planned for a servant, guest house, or for older children in a large family. All these major rooms have adjoining outside decks.



PHOTOS: MORLEY BAER

THE STRUCTURE of this California builder house is of 2 by 4 Douglas Fir, 16-in. O.C. set on foundations of reinforced concrete. Exterior walls are painted plywood and redwood battens. The roof is of cedar shingles.

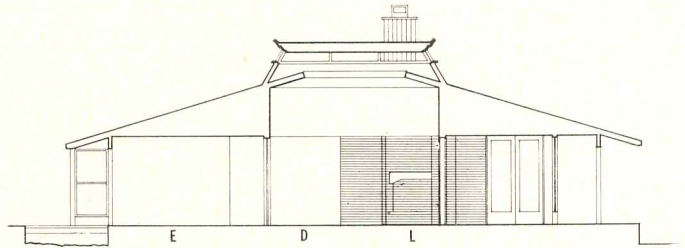
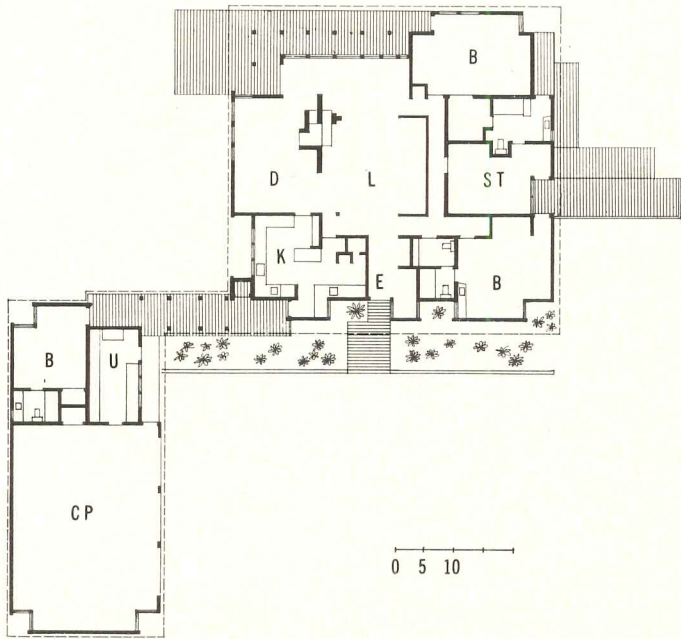
INTERIORS are finished with plastic walls, acoustical plaster ceilings and oak or vinyl floors. The fireplace wall is adobe. Baths are plaster and mosaic tile. A folding door divides living and dining rooms.

EQUIPMENT includes two furnaces of 100,000 and 80,000 BTU respectively, plus a separate wall heater in the garage. There is a concrete septic tank, stainless steel sink, counter-top range, dual wall oven, built-in dishwasher and refrigerator, counter blender, and garbage disposer.

THE COST was about \$60,000.




DRAMATIC CLERESTORIED ROOM IS HUB OF ADAPTABLE PLAN





AN INTERPLAY OF PAVILION SHAPES GIVES RESIDENCE CHANGE OF PACE




ULRICH FRANZEN AND ASSOCIATES, ARCHITECTS

*House in New London, Connecticut
William Atlas, Structural Engineer
John Prieto, Mechanical Engineer
George C. Field, and
F. W. Brown Co., Contractors*

This extremely dramatic house is constructed on a small but historic piece of rock adjoining the 18th Century Lighthouse of New London. Here, Ulrich Franzen has further developed his well-known umbrella-roofed pavilion into a form that presents a series of curves in one façade (photo, left) and a series of triangles in the other (see next page). This unit is surrounded by three rectangular structures and a round dining porch (photo, above) to form a varied and interesting compound. The umbrella-roofed unit is placed on a platform for further emphasis and protection from high tides. The compound was arranged on the lot to create a series of courts, terraces and beach.

INTIMATE OR BROAD TERRACES
VARY EACH ROOM'S OUTLOOK


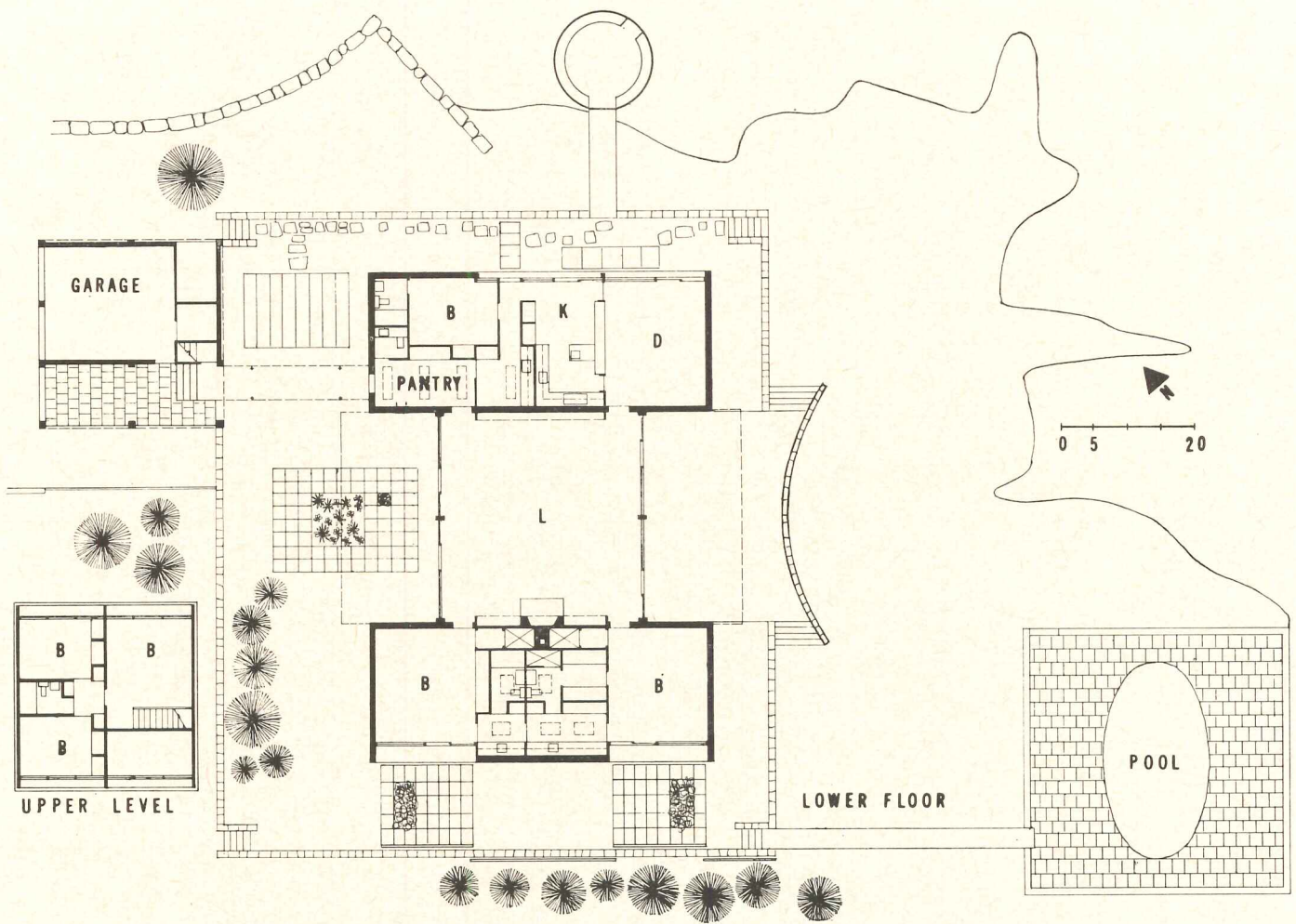


© EZRA STOLLER



THE PLAN of this house in New London treats the living area as a sort of "great hall," flanked by a service-dining wing and a bedroom wing. Pantry and bath areas make extensive use of skylights for daylighting. A detached two-story unit serves as a boys' bunkhouse and garage; this unit can be shut down during the winter when the children are away at school.

THE SITE required much concern to fend off the sea and waves. Walls were located and existing rock utilized as much as possible to minimize wave damage and salt spray. The location of the pool, in the open ocean, serves as a buffer toward the worst weather. The beach is of pebbles.



STRUCTURAL SHAPES ARE ALSO DOMINANT IN THE INTERIORS


THE STRUCTURE of the house in New London has a light steel frame set on concrete foundations. The roof is wood decking on a steel frame; ceilings are cypress strips and plaster. Exterior walls are silicone-treated brick over lightweight concrete block. Sliding glass doors have aluminum frames, 1-in. insulating glass.

THE INTERIORS rely largely on exposed and painted or stained structural finishes, painted plaster and tile in baths. Floors are walnut strip, vinyl tile or cork tile. Doors are painted or veneered plywood. Kitchen counters are stainless steel.

THE EQUIPMENT includes silent switches and recessed ceiling lights. The house has year-round air conditioning. Kitchen appliances are electric, including water heater, counter top range, refrigerator and garbage disposer.

THE COST of the house itself was about \$22 per sq ft, exclusive of landscaping, seawalls, fill or custom-built cabinets.


LANDSCAPING was designed by the architects to create a change of pace from the big seascapes to intimate views toward carefully paved and underscaled planting off one end of the living room, and off all bedrooms. Much of the site had to be made by means of seawalls and rockfill.



© EZRA STOLLER



PHOTOS: MARC NEUHOF



MODERN TO FIT A TRADITIONAL CODE


Two fairly difficult design problems were solved with considerable finesse in this house: (1) the site was an attractive, wooded one, yet afforded little level buildable area, as the land sloped sharply in two directions; (2) the zoning requirements contained rigid specifications originally intended to outline a two-story Colonial design.

The codes called for a specific height for a house in the area, and for the larger part of the roof to be sloping. To further complicate matters, the owners' requirements seemed best served by a basically one-level, contemporary scheme that provided good separation between the adults' and the children's areas.


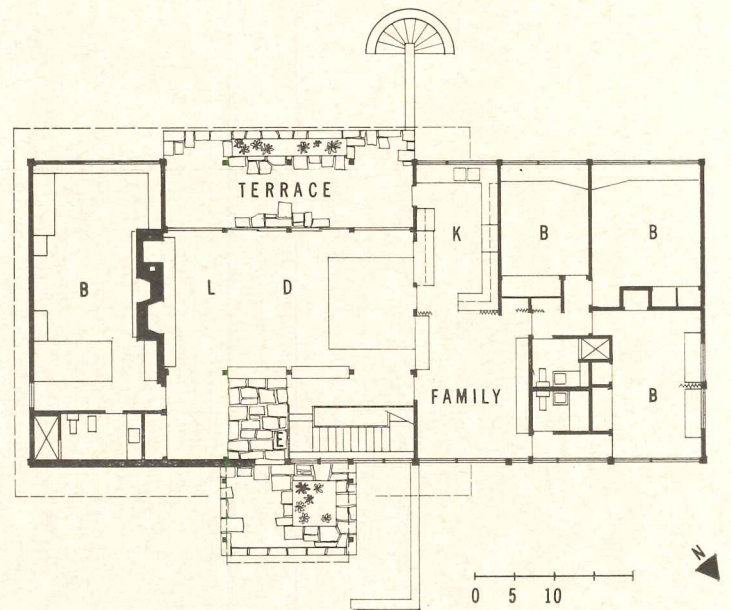
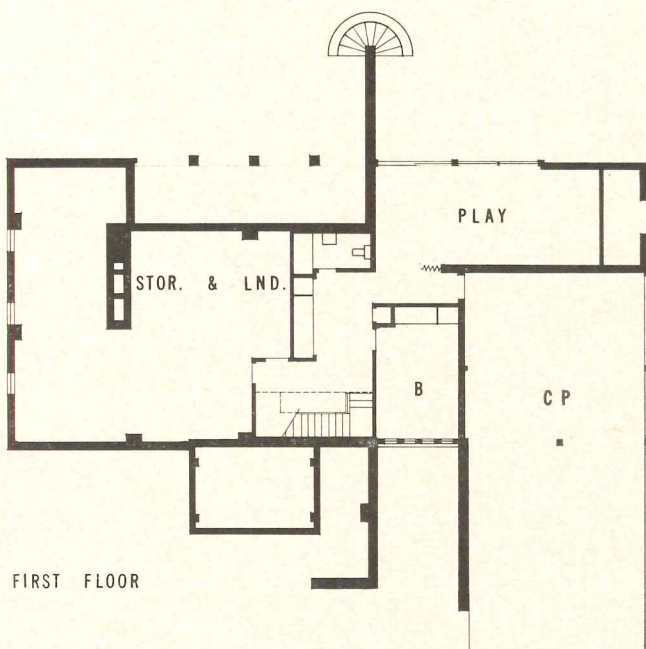
As can be noted in the photograph at left, and on the plan on the next page, the final design solves each of these problems. To preserve the trees and avoid cutting and filling the plot, one portion of the house was dropped to a lower level on the site. This wing, devoted to children's and service rooms, was made two stories high, and sized to the maximum square footage allowed by code for a flat roofed wing. Major rooms are on the top floor of this wing, at the same level as the rest of the house. Height requirements were met in the upper, adults' wing, by a dramatic roof sloping up to an 18-ft ceiling peak in the living area. A tiny "penthouse" on the roof top ventilates long sloping planes to prevent condensation.

KRAMER & KRAMER, ARCHITECTS

*Residence in Teaneck, New Jersey
Aaron Hitter, Structural Engineer
Blauvelt Construction Co., Contractor*



SKILLFUL DETAILS CREATE A HOUSE OF GREAT ELEGANCE





THE PLAN of this New Jersey house does a nice job of separating age groups, while at the same time permitting groups of rooms to be used together for family group activities, or for entertaining. The children's bedrooms are grouped together with the kitchen and family room for ease of supervision. The playroom on the lower level is remote enough for sound isolation from the living area. Also on the lower level are the carport, and a bedroom for servants or guests. The major traffic area of the house at the entry is screened from the living area by cabinets; the high roof carrying through greatly increases the sense of spaciousness.

THE STRUCTURE of the house is of douglas fir, with foundations of concrete block and brick walls, poured concrete footings. The exterior is surfaced with cypress siding and common brick. The roof is built-up 5-ply tar and marble chip. Thermal insulation is 4-in. glass fiber batts.

INTERIORS have plaster walls and ceilings, floors of plywood finished with carpet, vinyl tile or ceramic tile. Cabinets and panels are teak.

EQUIPMENT includes year-round heating and air conditioning.



PHOTOS: MARC NEUHOF





CASUAL RETIREMENT HOUSE GETS BIG SPACE WITH FOLDING WALLS



ROBERT B. BROWNE, ARCHITECT
G. F. REED, ASSOCIATE

*Residence for R. S. Barrows
Marathon Shores, Key Vaca, Florida
Albert Halquist, Contractor*

Modern techniques and materials mingle with tropical romance in the design for this house set on coral rocks jutting into the Atlantic Ocean. The owners, retired after a busy industrial career near Chicago, desired a small, durable home, which would provide simple comfort and uncomplicated relaxation. Its otherwise idyllic location posed the big problem of hurricanes.

The result is essentially a large screen porch under a great overhanging metal roof. Rooms are created, for the most part, by folding wood jalousies which can permit complete openness when desired and ventilation control at all times. After the famous hurricane Donna, the house was undamaged in a town 50 per cent leveled.

WOOD STRUCTURE IS
MAJOR DECORATION



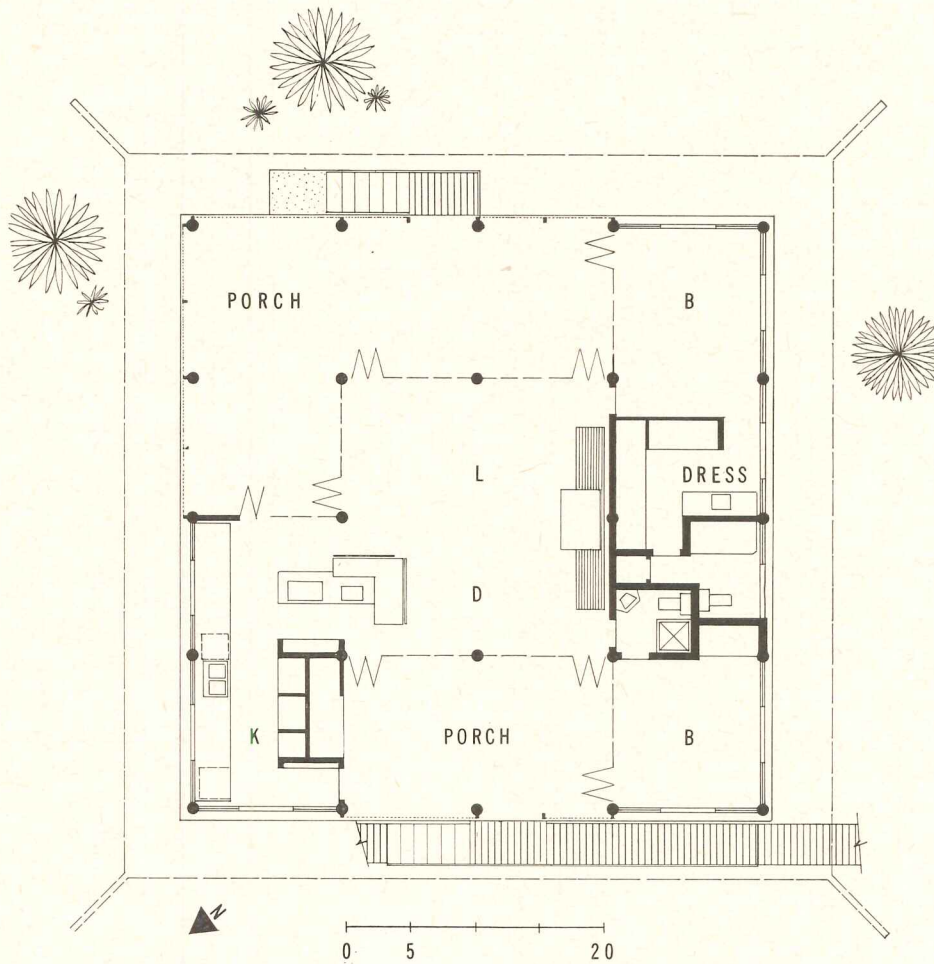
PHOTOS: JOSEPH W. MOLITOR




THE PLAN of the Barrows house gains maximum living area in fine weather by opening all rooms to the screen porches. Plastic storm shutters can be snapped in place for cool or well spells.

THE STRUCTURE, except for the roof, is all pine and is pressure-treated against insects and mildew. Creosoted posts support floor beams set $3\frac{1}{2}$ ft above grade and two roof beam bands, one at the perimeter and the other inside at the roof break. Floors are two by fours spiked solid over the beams. The roof is of two by fours on edge, spaced $3\frac{5}{8}$ in. o.c., and covered with a standing-seam membrane of galvanized iron sheet coated with white epoxy.

EQUIPMENT includes an oil-fired, forced air heating system, with glass fiber ducts under the floor. All closets have dehumidifiers. The kitchen includes built-in range, oven, refrigerator, dishwasher, garbage disposer and washer-dryer. Piping is plastic.





TRACT HOUSE IN BAY REGION STYLE

Though small, this house (in each of its three versions) gains apparent size by a number of well thought-out devices: the two-story living room, and the two-story glass wall which lights it; a small deck outside the second-floor master bedroom; other decks and patios, at ground level, for sitting and dining, and for looking out on; folding doors which, when opened, allow the living room space and space from the upstairs bedroom and the downstairs study-guest room to merge.

The internal planning of the house is characterized also by flexibility so that it may accommodate a variety of family arrangements. The two rooms at the end of the living room might serve as bedrooms, study, recreation room, guest room, or an extension of the living room.

ROGER LEE ASSOCIATES, ARCHITECTS



William Forgensi, Project Architect
H. H. Wang, Structural Engineer
Rena Lee Interiors, Interior Designers
A. L. Muzzini Construction Co., Contractor

PHOTOS: ROGER STURTEVANT



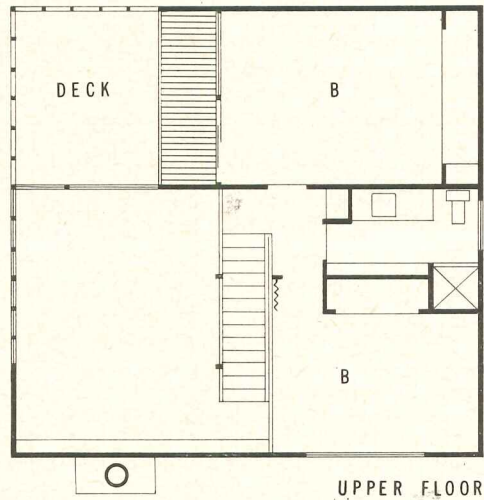
INGENUITY APPLIED TO PLANNING CREATES SPACE IN SMALL HOUSE

PHOTOS: ROGER STURTEVANT

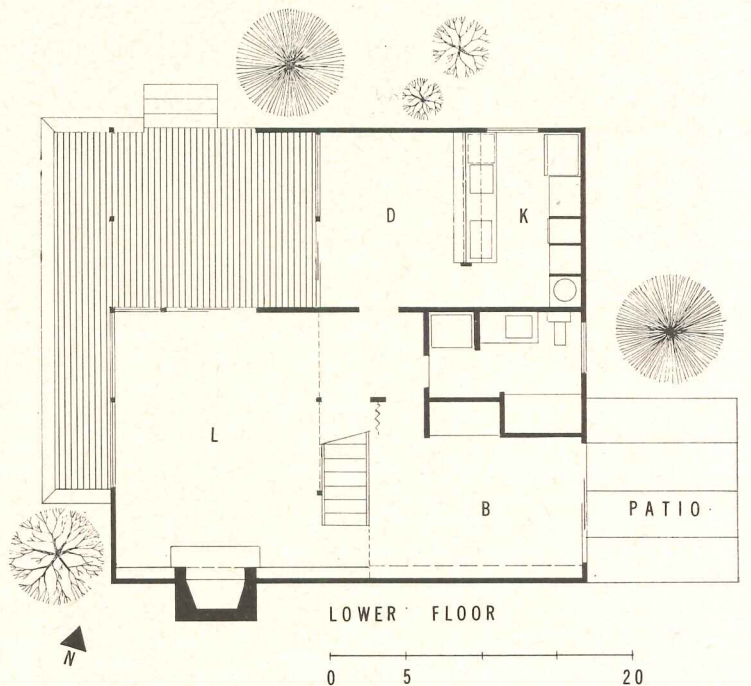


THE STRUCTURE is wood frame on a concrete foundation. The exterior walls are stained cedar, and the interior walls, in all rooms including the bathrooms, are mahogany plywood. Ceilings are exposed cedar beams and planks on the second floor and in living room; gypsum board in study, kitchen and dining room. Flooring in downstairs living area is cork tile; in baths, kitchen and dining room, it is vinyl tile, and upstairs is carpeting. Built-ins include bookshelves and storage cabinets along the entire length of the fireplace wall downstairs, and dressers in both upstairs bedrooms and in upstairs bath. Folding doors are mahogany.

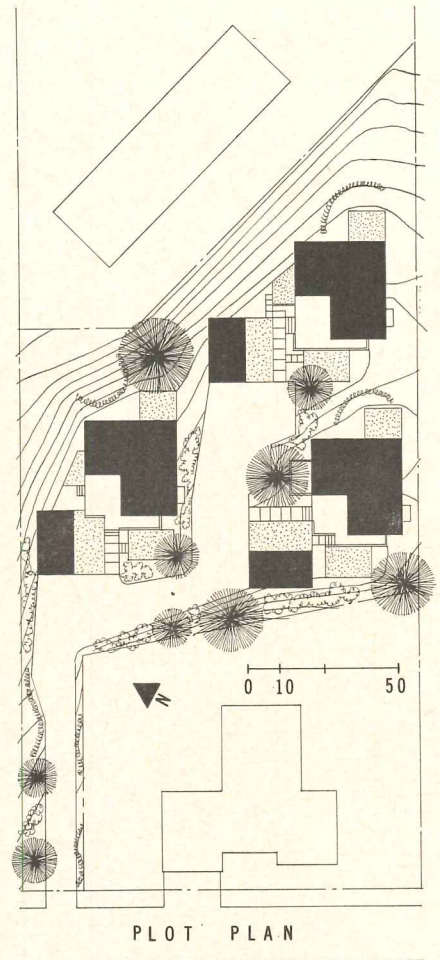

COST of each house was about \$23,000.



UPPER FLOOR



LOWER FLOOR



THREE HOUSES MADE A COMMUNITY BY ADROIT PLANNING


THE SITE PLAN for these three houses creates a small and well organized community. The houses are very nearly identical, except for minor variations in the placement of garages and patios. But the arrangement of the houses shows considerably more finesse than is usual among tract houses. By not setting the houses in a straight line, and by placing windows with care, the architect has contrived to give each house a degree of privacy. The hilly topography has cooperated in this contrivance, as have the Monterey pines and other trees left standing on the site.



PHOTOS: ROGER STURTEVANT



PHOTOS: ED NANO



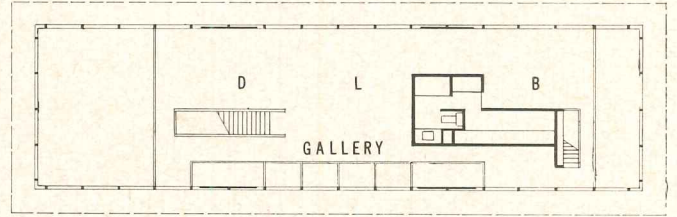

A MODERN HOUSE REFLECTS ITS TUDOR NEIGHBORHOOD

JOHN TERENCE KELLY, ARCHITECT

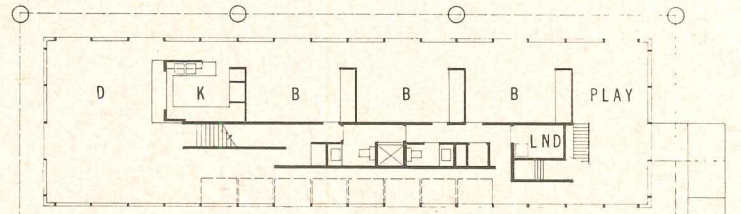

*Residence for Dr. and Mrs. Harold McDonald
Gulf Farms, Elyria, Ohio
Neil Guda, Job Architect
R. M. Genset & Associates, Structural Engineers
Andrew N. Psiakis, Heating Engineer
Eugene Resar, Contractor*

This striking house is constructed of intersecting wood A-frames, its gables filled entirely with glass. Conforming to the spirit, if not exactly to the letter, of the neighboring houses—all of Tudor revival design—the architect observed the pitch of their roofs, then repeated it and carried it to the ground. Still in the spirit, the mullions are of dark-stained wood composed rather as half-timbers are; the in-filling, however, is glass instead of stucco.



Though the structure is of primary interest, a livable plan has been ingeniously inserted into it. Adult areas—living room, master bedroom and a dining room—are on the upper floor; children and family activities are housed on the ground floor.



UPPER FLOOR



LOWER FLOOR



PHOTOS: ED NANO, *courtesy National Lumber Manufacturers Association*

UNUSUAL STRUCTURE AFFORDS SPACES OF VARIED CHARACTER


THE STRUCTURE of the McDonald house is of wood frame, resting on eight points, anchored by concrete piers 8-ft deep. The roof is covered with wood shakes. The ground floor is slate, set on a concrete slab. Interior walls are smooth dry wall, ceilings are sand-finished plaster.

To secure privacy from the road in front of the house, a masonry garden wall will be built in the near future. Behind it will be a gravel-covered central court and a carport. The carport will be connected to the playroom by a covered walk.

THE PLAN places formal areas and the master bedroom on the second floor, and family activities and children's rooms on the first floor. The house has two dining rooms: one for the family on the first floor, another for more formal occasions on the second. The upstairs dining room is served by a dumbwaiter.

On the first floor, bedrooms for the children—a college-age daughter, two young sons and an infant—can be shut off at night by doors folding out from the closet partitions to the outside wall. The master bedroom is open to the living room, but is closed at the balcony end by a folding Japanese screen.

Upstairs windows will be provided with triangular blinds on rollers mounted on the spandrel; the blinds will be hoisted from the peaks "like sails."





Modest in both size and budget (\$15,500), this house pays large dividends in pleasant space and in intelligent exploitation of its site.

The owner is a young college teacher, single, whose domestic requirements and wishes encompassed some contradictions. The architect's solution to these opposing needs was a plan which he likens to "two interlocked boxes—one solid, one open," with utilities furnishing the connective.

As a social adjunct to her profession, Dr. Galbraith needed space to entertain both fellow faculty members and students in groups

ELROY WEBBER ASSOCIATES, ARCHITECTS

*Residence for Dr. Virginia Galbraith
South Hadley, Massachusetts
Richard Remillard, Building Contractor*

\$15,500 BUYS CIVILITY AND COMFORT

of varying sizes. The relatively large living-dining room can comfortably accommodate quite a large company, while the sitting area within the room seems at once spacious and intimate.

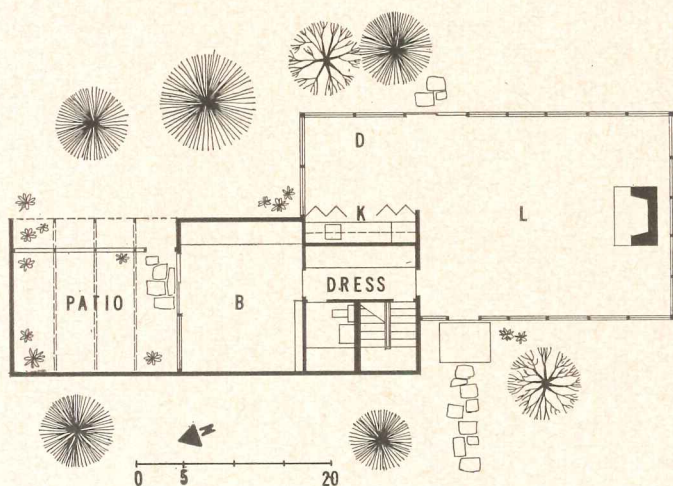

For study and sleep, a sense of protection and privacy not provided by the glass walls of the living area was wanted. The study-bedroom, the "solid" box, is therefore windowless on three sides. The fourth wall is of sliding glass, opening onto a fenced patio.

To take advantage of the site, glass walls on all four sides of the living area allow views

of the thick woods growing close to the house. They also admit a great deal of sunlight. In the summertime, the trees are sufficient to control both light and heat, obviating any necessity for artificial sun control or for air conditioning. In the wintertime, natural light and heat are both welcome.

Dr. Galbraith also wanted a house which would demand a minimum of housekeeping chores. The easily kept galley-type kitchen, the expanses of uninterrupted, clutter-free floor, and the virtually maintenance-free landscaping were designed to this end.

WILD WOODS AND NEAT HOUSE
COMPLEMENT EACH OTHER




THE STRUCTURE of the Galbraith house is entirely wood frame, except for concrete foundation walls. The exterior, where not glazed, uses rough-sawn pine siding stained dark, with pine trim painted white. The roof is three-ply tar and gravel.

THE INTERIOR FINISH relies on simple, conventional materials: plaster for walls, ceiling and fireplace; vinyl tile for floors; Philippine mahogany for doors and one wall. The kitchen can be closed off entirely by folding wood doors.

LANDSCAPING was held to a minimum to reduce the necessity for extensive maintenance. Trees and shrubs were left, as nearly as possible, as found. That part of the land disturbed during construction was later graded, planted with meadow grasses, and "allowed to return to original woodland."

THE COST of the house was \$15,500, excluding the cost of the land. Not including the partial basement, its area is 1040 sq ft.



The usually pleasant and rhythmic repetitions of a post and beam structure can sometimes verge on monotony in such a large one-story house as this. However, the architects have skillfully solved the problem in this case by several devices: (1) the plan and structure of the house were divided into three distinct units, connected by glassed-in entries; (2) the use of a folded plate roof added further to give varied scale to the building; (3) close integration of terraces, courts and

PHOTOS: DEARBORN-MASSAR



landscaping with the house gives outdoor rooms of different aspects.

The site is on a lakeside, and approached down a steep hill to a motor court at the front of the house. The diversity of shapes in the house noted above thus gives additional design impact as one first glimpses the house from the road above.

All major rooms are oriented to face the attractive lake front, and to take advantage of the outdoor living areas.



THREE-PART PLAN GIVES GOOD SCALE

BASSETTI & MORSE, ARCHITECTS


*Residence for Steven P. Wertheimer
Mercer Island, Washington*

Erwin L. Weber, Mechanical & Electrical Engineer



S. P. Wertheimer, Contractor

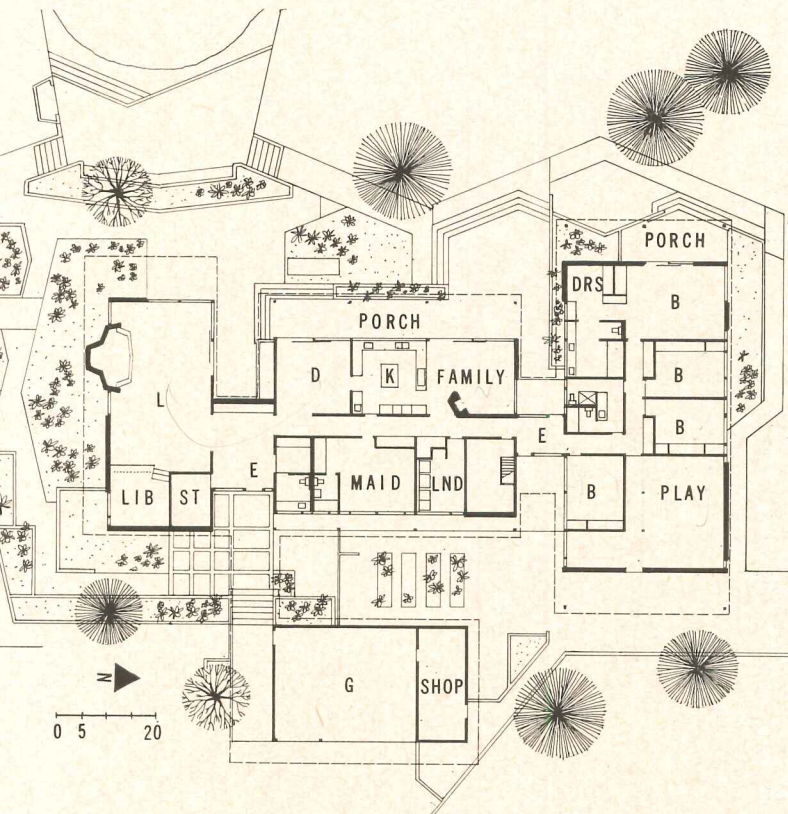
Eckbo, Royston & Williams, Landscape Architects

BRIGHT SPATIAL VARIETY
TYPIFIES INTERIORS



PHOTOS: DEARBORN-MASSER






THE PLAN of the Wertheimer house puts living, library and study areas in a high-ceilinged wing, dining and service functions in the center unit, and bedroom and children's play areas in the third section. It is an arrangement well suited to the many simultaneous activities of a family.

THE STRUCTURE is of laminated posts and beams, with exterior wall panels of corrugated cement asbestos board, interior panels of plaster board. The long center hall of the middle section of the house is given a bright, cheerful appearance by a series of plastic skylights along its entire length (photo top left). Floors are carpet or vinyl, ceramic tile in the baths.

EQUIPMENT includes a heat pump heating system which circulates water through coils in the floor slab.

THE COST was about \$128,000.





CURVING HOUSE DESIGNED FOR SWEEPING VIEW


GEORGE FRED KECK-WILLIAM KECK,
ARCHITECTS

*Residence for Mrs. Frank E. Payne
Pleasant Valley, Bucks County, Pennsylvania
McCloud & Scatchard, Landscape Architects
J. Illick, Contractor*


This dramatic curving façade was designed to take fullest advantage of a superb view of Bucks County to the north and west of the house. All of the rooms on the main floor share this view. Thanks to the length of the house and to the gentleness of the curve, the rooms are very nearly rectangular, rather than wedge-shaped. Since the owner wanted, in addition to the view, a rather formal house in which to display a large collection of furniture, she has managed to have the best of both worlds.

The neat, symmetrical exterior reflects the character of the interior. Built with "indigenous" materials (slate is quarried locally, and structural steel is manufactured nearby), it is enclosed with a pattern of modular panels which has become almost a trademark of the architects: solid panels, fixed and sliding glass, louvered strips used both for ventilation and for definition of the curtain wall.

PHOTOS: JOSEPH W. MOLITOR



SPACIOUS MODERN INTERIOR SETS OFF FINE FURNITURE



THE SITE of the Payne house is a "determined" slope, providing very little level space for parking and access. Though the house is projected from the side of the hill primarily for other structural and design reasons, this device also frees this minimal level area for the accommodation of automobiles. Mrs. Payne, an enthusiastic gardener, has taken great interest in the impressive in-season planting.

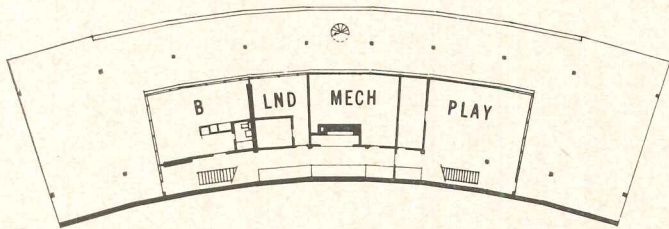
STRUCTURE is welded steel frame; the exterior walls are exposed white-painted steel and slate panels, both smooth and rubble. The foundation is reinforced con-

crete. Shutters are aluminum with a baked-on white finish.

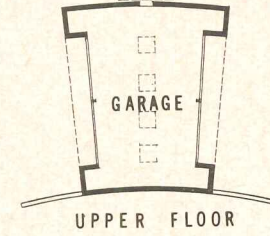
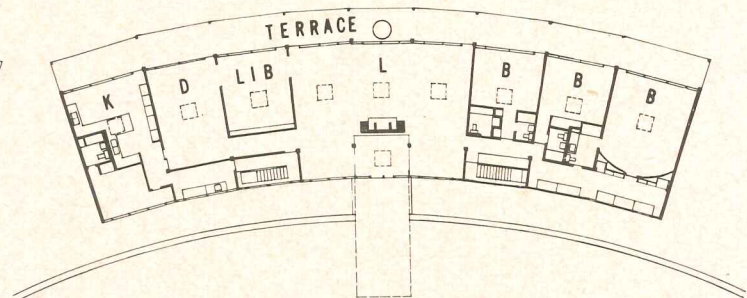
Interior finish is plaster on walls and ceilings. Flooring is parquet in the living areas, vinyl in the kitchen, and tile in the bathrooms. The double-paned windows are set in wood sashes. Daylighting is augmented by a number of plastic skylights.

EQUIPMENT includes air conditioning and a radiant heating system.

THE COST of the house was \$225,000.



0 5 20
LOWER FLOOR



PHOTOS: JOSEPH W. MOLITOR




URBANITY AND RUSTICITY ARE SKILLFULLY COMBINED

This is very much a country house. Its rough-sawn cedar siding is stained charcoal, so that its weathered walls might appear to have stood in the countryside for a long time. But any first impression of primitive rusticity is dispelled when one takes a second look and recognizes the suavity of design and detail that is evident even in photographs.

Built on a sharply sloping site, the house is entered on the upper, and main, level. This level is in effect one large room. Functional areas—living, dining and study—revolve around the central stairway and free-standing fireplace. The areas are each well defined, but borrow visual space from each other and from an extremely generous view of the Minnesota country.






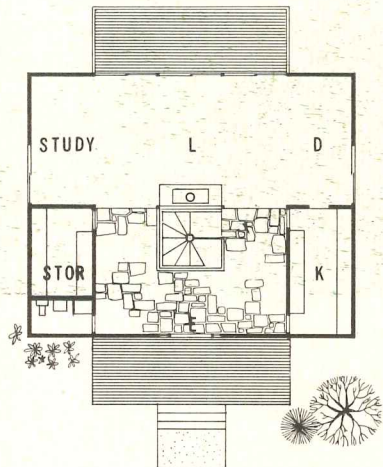
PHOTOS: WARREN REYNOLDS, INFINITY, INC.

NEWTON E. GRIFFITH, ARCHITECT

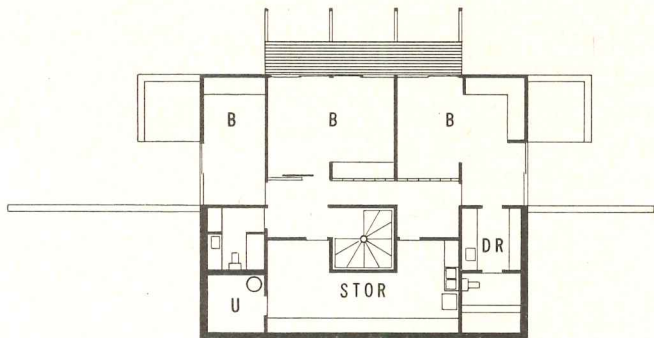
*Residence for Mr. and Mrs. Newton E. Griffith
Edina, Minnesota
Gerald F. Paulson, Structural Engineer
Richard Peterson, Mechanical Engineer*



UPPER FLOOR



0 5 20



LOWER FLOOR



RESPECT AND IMAGINATION ARE APPLIED TO TRADITIONAL MATERIALS

THE PLAN of the Griffith house places all main living areas on the upper floor. This solution, because of the site's sharp drop-off, allows easy access from the front of the house. It also allows dramatic exploitation of the view.

Central to both the house's appearance and its interior circulation is the "circular stairway which is really square." The architect-owner feels that "it is a very strong sculptural shape as well as being extremely functional."


On the ground floor are the master bedroom, the children's room and the guest room. An unusual amount of space for bulk storage has been provided; a large laundry-cum-storage room on the ground floor, and an out-sized coat closet with built-in storage units on the upper level.

THE STRUCTURE is laminated wood frame with stained cedar siding. Floors are oak in living areas and kitchen, slate in the entrance and upstairs lavatory. On the lower level, all floors are finished with vinyl. Ceilings are wood decking on the upper floor, acoustic tile on the lower. Interior walls and partitions are painted drywall.

The house has no windows, properly speaking. All openings are pairs of wood-framed sliding doors. All glass, both sliding and fixed, is insulating.

EQUIPMENT includes two oil-fired furnaces supplying the forced air system.

COST was approximately \$43,500.




PHOTOS: WARREN REYNOLDS, INFINITY, INC.

GLASS LIVING PAVILION TOPS VIEW

PHILIP JOHNSON, ARCHITECT

*Residence on Lloyd's Neck,
Long Island, New York
Eipel Engineering, Structural Engineers
Fred S. Dubin, Mechanical Engineer*




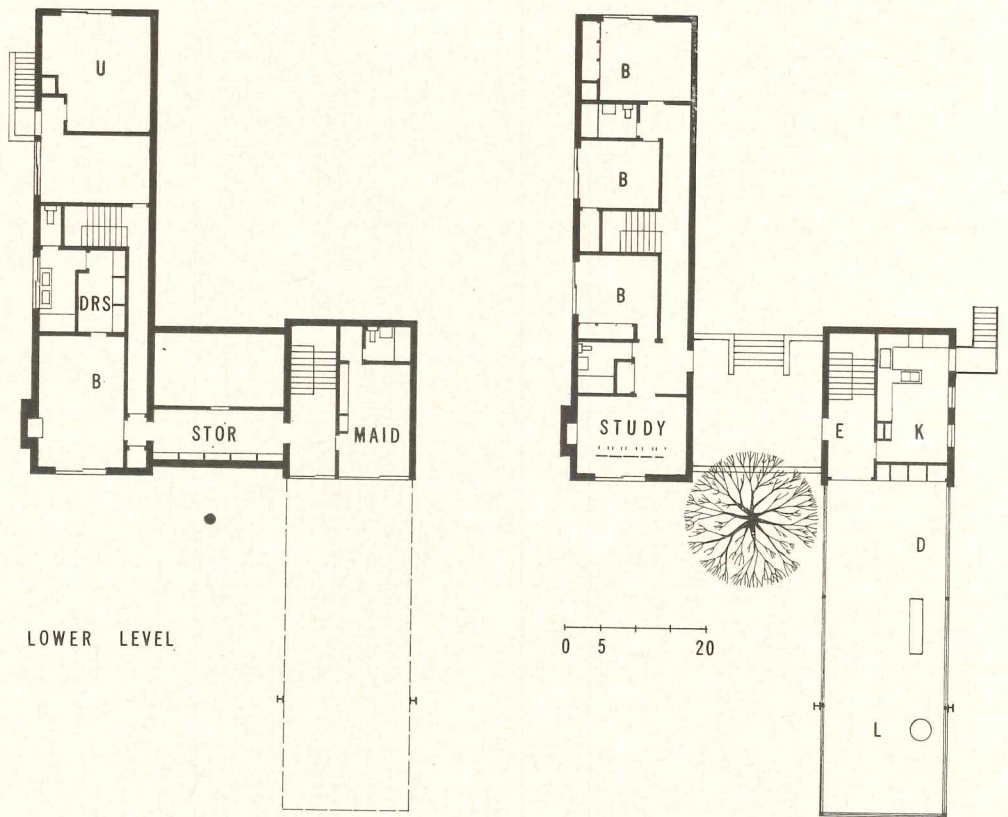
The problem of designing a large house for an extremely narrow lot has been solved here by splitting the plan into two pavilions, each offset from the other, with the long axis of each following that of the site. One unit is devoted to living, dining and kitchen, with service quarters below; the other contains bedrooms, library, laundry and storage. The two units are connected by an interior corridor on the lower level, and by an open terrace above (see plan on next page).


The site is 100 ft above a "fjord" type of inlet, and offers very dramatic views. The offset plan of the two pavilions allows views from all rooms—and the major view over the water is capitalized on by the spectacular raised living pavilion shown here. It projects out over the edge of the cliff, giving the effect of being built in the trees, and sheltering a terrace below. The design of this one unit is based on an early sketch of Mies van der Rohe's, with diagonal truss-like members crossing in front of the glass walls.

PHOTOS: © EZRA STOLLER



CLASSIC SIMPLICITY PROVIDES A HOUSE OF GREAT STYLE






THE PLAN of this Long Island house gives excellent separation for living and bedroom areas—an especially useful item for the sea-side location where entertaining may be more frequent than in less pleasant locales. The big living area and terraces can accommodate a large number of guests.

THE STRUCTURE is a very nicely proportioned one, with a frame of exposed, and painted, structural steel on concrete foundations. Exterior walls are of brick and glass; interiors are painted plaster, on wood studs. All ceilings are plaster except for acoustic tile in the playroom. The roof is built-up tar and gravel.

INTERIORS are simply but well finished. Flooring for the various rooms includes: mosaic tile in living areas, rubber tile in kitchen and playroom, ceramic tile in baths.



PHOTOS: © EZRA STOLLER



PHOTOS: NORMAN F. CARVER JR.

ART AND CRAFT COMBINED IN SIMPLE STRUCTURE

Built like a fine cabinet, this house was constructed with scrupulous attention to joinery. Essentially a simple post and beam structure, it has been highly refined for appearance's sake. Each beam and column has been extended beyond the joint to exaggerate the visual impact of the trabeation. The slim paired columns seem at once impossibly light and insistently structural. The result is a building of considerable sophistication and deceptive simplicity.


The architect has made no attempt to merge the house with nature. He has, rather, deliberately left the landscaping rough in contrast to the building's precision. This contrast is emphasized by raising the house on a low pedestal, approached by rough-hewn steps, and surfaced with smooth white gravel.

The plan, following a solution which seems increasingly popular, places the major living areas on the second floor in the fashion of the old *piano nobile*.

NORMAN F. CARVER JR., DESIGNER

*Residence for Mr. and Mrs. Donald Probasco
Kalamazoo, Michigan
David Spaulding, Contractor*







PRECISELY DETAILED MATERIALS
HAVE A RELAXED SIMPLICITY

THE STRUCTURE of the Probasco house is Douglas fir frame with a concrete foundation. Siding is scored Douglas fir plywood, which is also used on interior walls, along with mahogany plywood and plaster board. Ceilings are Douglas fir decking. Floors are finished with carpeting in the living areas and with vinyl in bathrooms and kitchen. Fixed glass panels are stopped directly into wood posts.

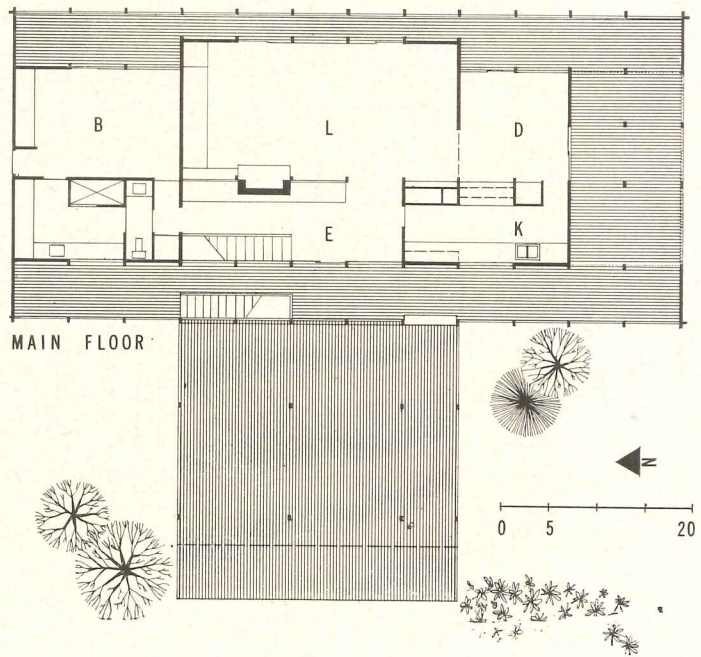
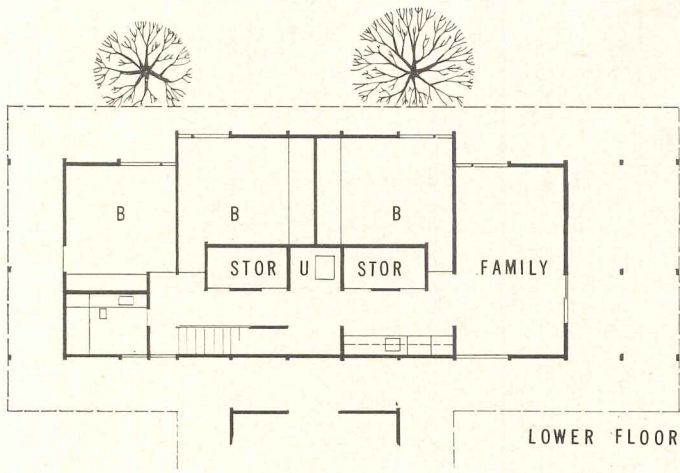
THE PLAN puts the carport, by special permission of the zoning board, close to the street. This also serves as a bridge entering the upper story directly. The ground floor contains rooms for two children of college age; it has its own entrance, and can be closed off entirely when not in use. A grill across the front of the house assures a degree of privacy while allowing a view outward.

THE DECOR opposes rich colors to the natural materials of the structure. The owners, who have a fabric shop, have hung burnt orange draperies in the living room, and turquoise draperies in the entrance.






PHOTOS: NORMAN F. CARVER JR.



BUILDER HOUSE OF CONCRETE OFFERS BUDGET LUXURY

PHOTOS: BILL MARGERIN




A great deal of well organized and pleasant living space is packed into this budget development house for a typical family of four. Its spaciousness-at-a-price can largely be attributed to skilled handling of a compact, rectangular shape, simplicity of design, and use of low cost materials. A two-story scheme (with entry at mid-level) also frees a large part of the fairly standard suburban lot for use as outdoor living areas. Concrete walls enclose these outside spaces to create a variety of private courts for family relaxation and entertainment.

To achieve individuality in a development of these houses, the basic cube form would remain constant, but the exterior features such as fencing and car shelter would be varied.

The house was awarded the first place national prize in the Concrete Industries' *Horizon Homes* Program.

KUHN & DRAKE, ARCHITECTS

*Residence for R & S Builders
South Plainfield, New Jersey
Emil Spina, Electrical and Mechanical Engineer
R & S Builders, Contractor
Carol Johnson, Landscape Architect
Herman Miller Planning Unit, Interior Designer*




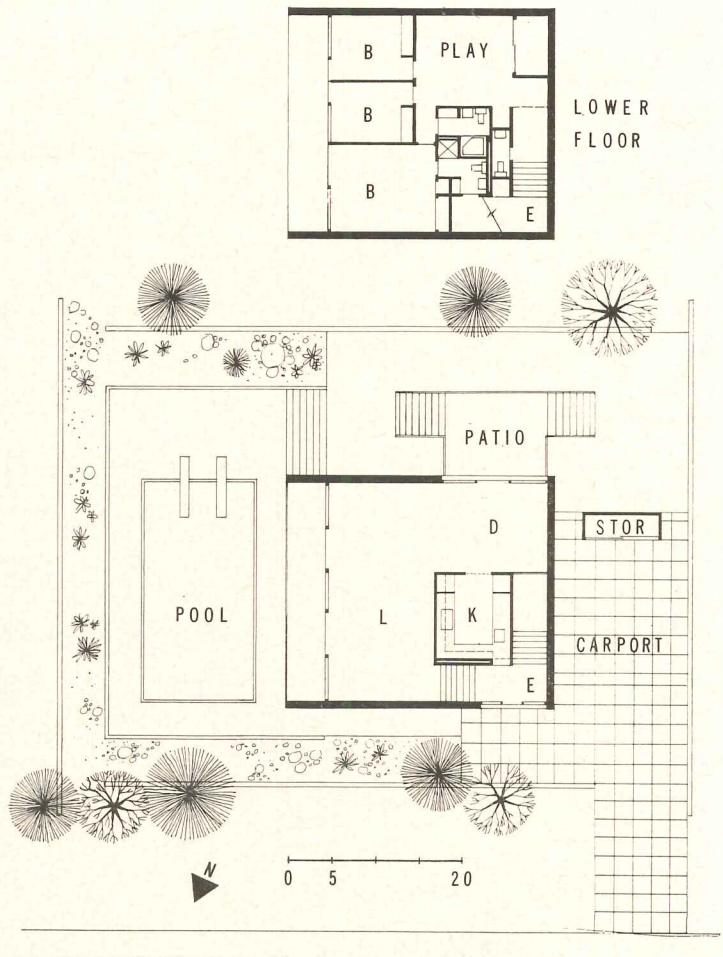


OPEN-PLAN UPSTAIRS AREAS GIVE GOOD FLEXIBILITY FOR FURNITURE PLACEMENT

THE PLAN is arranged with bedrooms on the lower level, with each opening onto the pool terrace for breakfast and a morning dip. Upper-level living areas are expanded by a balcony and a dining porch.

THE STRUCTURE uses concrete block bearing walls, with the rest of the frame of wood. Roofing is built-up tar and gravel. Interiors are finished with painted concrete block and redwood; ceilings are gypsum board. Floors in living areas are carpeted, those in the kitchen and on the lower floor are vinyl asbestos.

THE COST of the house is \$20,000, without lot, pool or garden walls.



PHOTOS: BILL MARGERIN

DESIGNED FOR A HILLTOP VIEW

A hilltop site with a fine view, but no trees, is capped here by a house of appropriately strong and handsome design. Big and well-handled window areas make the most of the panorama, and are flanked by "view balconies" leading from the sides of the house. Considerable visual interest is given to the house itself by placing the post and beam structural frame well outside the brick and glass curtain walls.

The owners are a childless couple whose stated program was a "one room house." As can be seen on the following pages, the architect has created some extremely interesting and dramatic interior areas by level changes within a two-story, rectangular structural volume. The plan orients the big main living space to the view through a wall of two-story-high windows. Bedroom areas are on a higher level, and open onto small back balconies (photo, below left). A two-car, drive-through garage is placed below the bedrooms.

The only major partition in the interior is a curving, brick fireplace wall which helps to define the unusual elliptical "conversation pit" in the living area.





PHOTOS: WARREN REYNOLDS, INFINITY INC.

JAMES EDGAR STAGEBERG, ARCHITECT

*Residence for Dr. Roger Ewert
St. Paul, Minnesota
Hauble and Behm, Contractors*

LEVEL CHANGES DEFINE AREAS IN "ONE-ROOM HOUSE"

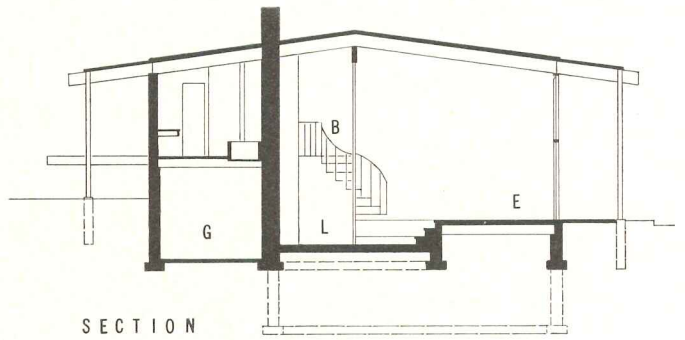



THE STRUCTURE of the Ewert house is completely exposed, inside and out: 2-in. roof decking is installed over double 3- by 14-in. beams, which frame on either side of the supporting columns. The roof is surfaced with pitch and gravel. Exteriors are 10-in. cavity walls, with brick exposed inside and out. All operating windows are 8-ft-wide sliding glass doors, double glazed; solid doors are used at the entrance and leading to the balconies.

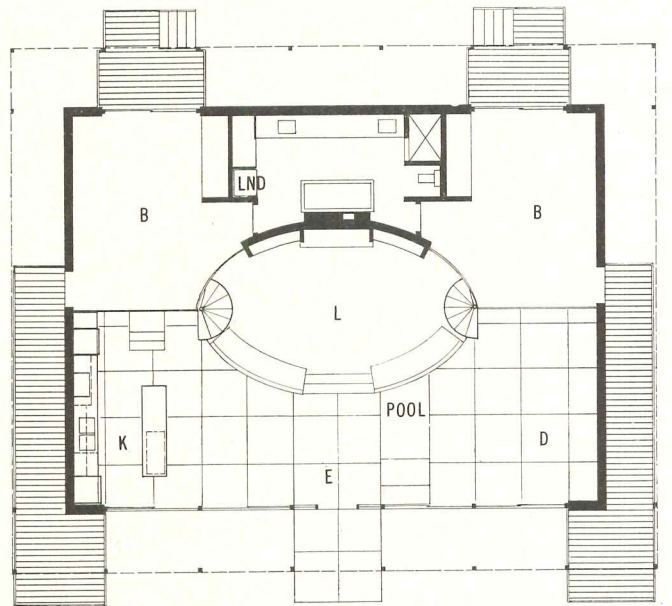
INTERIOR finishes, as noted, are basically the same as on the outside of the house, with the addition of some walnut paneling. Floors in the living areas are terrazzo; bath floors are ceramic tile, those in bedrooms are oak. Ceilings are fir.

EQUIPMENT includes a warm air heating system, kitchen and bath exhausts, and kitchen appliances built into plastic-topped cabinets.

THE COST of the house was approximately \$40,000, excluding lot, landscaping and furnishings.

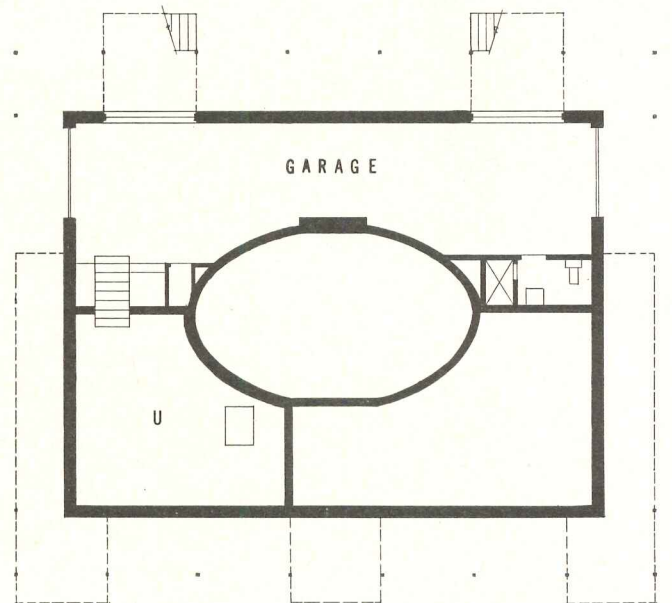


SECTION



MAIN FLOOR

0 5 20



LOWER FLOOR



GEORGE S. LEWIS,
ARCHITECT

*Residence for Mr. and Mrs. David Hall Faile
Greens Farms, Westport, Connecticut
John Mascioni, Structural Engineer
Segner & Dalton, Mechanical Engineers
Charles Middleeer, Landscape Architect
Melanie Kahane, Interior Designer
Thomas J. Riordan, Contractor*


ARTFUL UNION OF SIZE AND SIMPLICITY

Unrestrained by stringent budgetary limits, this large house nonetheless exhibits commendable self-restraint in its courtesy to its site and its neighborhood.

The architect had an esthetic responsibility to conform to the existing milieu: large turn-of-the-century houses surrounded by well-kept lawns, within sight of Long Island Sound. In addition, the owners' domestic requirements demanded a great deal of space, and a variety of well-defined areas—rooms for sitting and entertaining, room for study, separate sleeping and recreation areas for adults and for three teen-age children.

To accommodate these requirements within the local code limit of a 95-ft frontal width, and to minimize the apparent volume of the house, the architect filled the lot, creating an artificial hill. The lower floor, containing the children's room, is tucked behind the hill; the upper floor thus gives the impression, from the front, of being a single-story house.

Exterior materials—taupe-colored brick and clapboard siding—were chosen in agreement with local usage.





THE PLANNING of the Faile house places living areas and the parents' suite on the upper floor, for the reasons mentioned on the previous page, and in order to exploit the view of the water. The long hall on this floor is central to circulation, connecting as it does all rooms except the kitchen. A deck opening off of the dining room can be used for dining and for sitting, and is connected by a curved stairway to the swimming pool terrace below.

The playroom now shared by the children (two boys and a girl) is designed to become eventually part of an apartment, in preparation for the day they will bring their own families to visit.

The house reflects to a considerable degree the experience of Mr. and Mrs. Faile, who have a background in residential design and construction; many elements were developed by them, including a number which they had tried out previously.

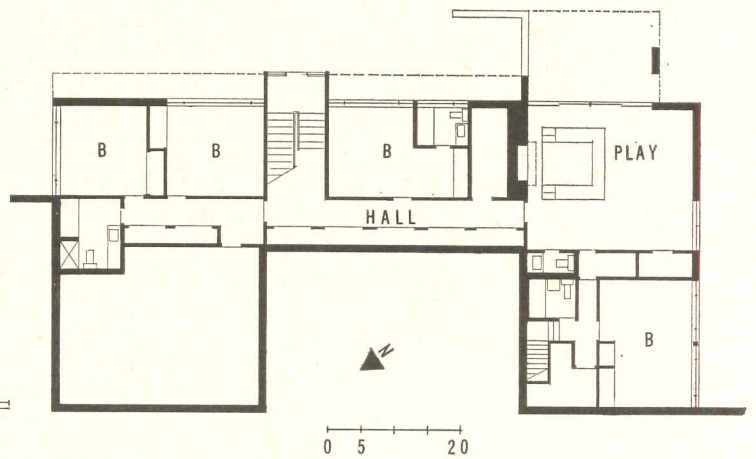
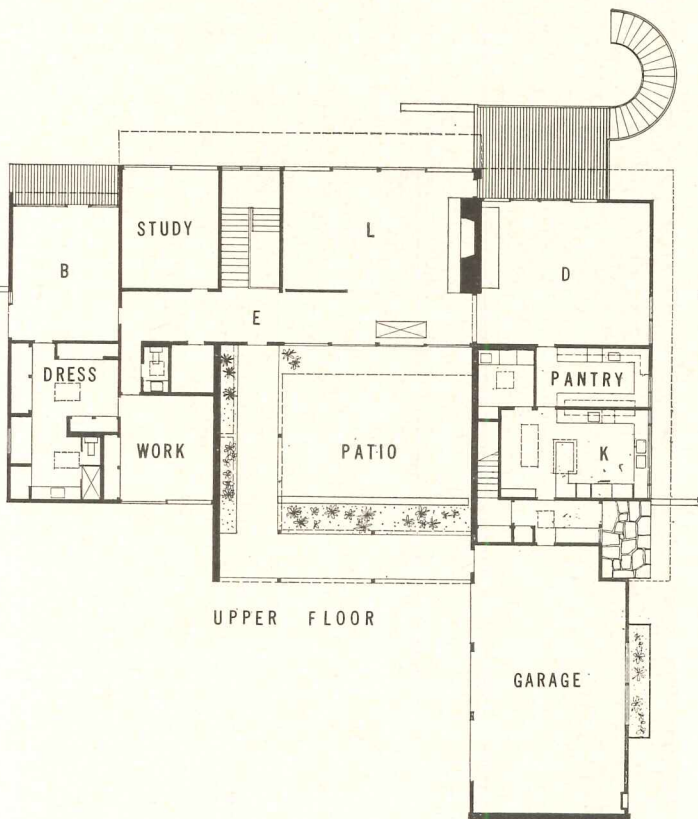
THE STRUCTURE is conventional wood frame, except for the laminated wood beams supporting the raised roof over the living room. The foundation is reinforced concrete frame on wood piles. Exterior finish is of brick and 6-in. redwood clapboards. Interior walls are mostly unpainted plaster, with tile finish in the bathrooms. Flooring is wood in dining room and hall, vinyl tile in the kitchen, ceramic tile in bathrooms, and quarry tile in the playroom. Ceilings throughout the house are sand plaster, except in the playroom, which is finished with acoustic tile.





PHOTOS: MARIS © EZRA STOLLER ASSOCIATES

CAREFUL ATTENTION TO
 DETAILS AND FINISHES YIELDS
 A POLISHED INTERIOR






TRACT HOUSE IN GOOD MODERN DESIGN

LADD & KELSEY, ARCHITECTS

*Residence for Laguna Niguel Corporation
Laguna Niguel Community, South Laguna, California
Swickard & Escher, Mechanical Engineers
Brandow & Johnston, Structural Engineers
Morgan Evans, Landscape Consultant
Laguna Niguel Corp. Construction Co., Inc., Contractor
Ladd & Kelsey, Landscape Design
Adele Faulkner, Interior Designer*

This attractive house is an excellent example of a high quality tract house resulting from the close cooperation of developers and architects. Designed for the Monarch Bay section of the Laguna Niguel Community, the house is one of three basic floor plans (which have some nine exterior variations) set to serve as a standard for the community.



PHOTOS: MAYNARD PARKER



THE SITE of the Monarch Bay development is on a bluff overlooking the Pacific Ocean on one side, and distant mountains on the other. The area is about 70 acres, with 171 home sites 85 by 120 ft. Some of the lots will be used for individual custom designed homes.

THE PLAN of this house gains its sense of space by the use of a dramatic entrance court which opens in turn to a gallery, then to the living room with its wide window wall framing a vista of the sea. This central portion of the house has high ceilings which follow the roof line for further emphasis of size. Four bedrooms are grouped in a wing to one side of the living area; one bedroom off the court can double as a study or guest room. Dining and service areas are placed in a flanking wing.


THE STRUCTURE of the house is wood frame on concrete floor slabs. Exteriors and interior walls and ceilings are painted plaster. The roof is shingled. Floors are oak parquet, carpet or vinyl tile. Heating is a forced air system, with perimeter distribution.

THE COST of the house is \$51,500, including a sprinkler system and landscaping in the front.

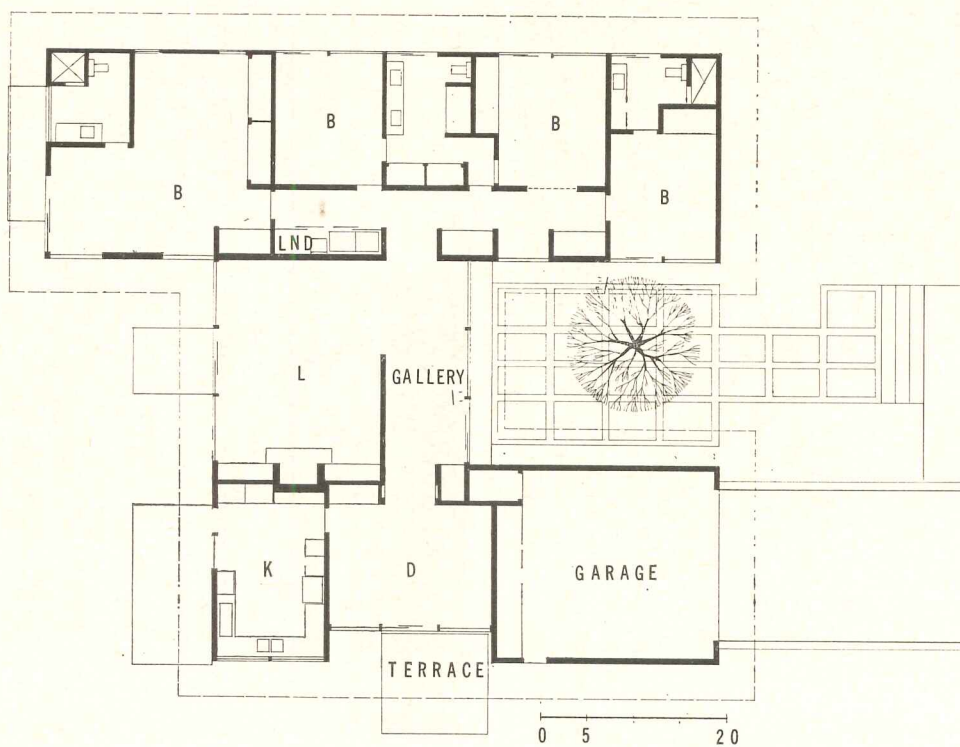


PHOTOS: MAYNARD PARKER

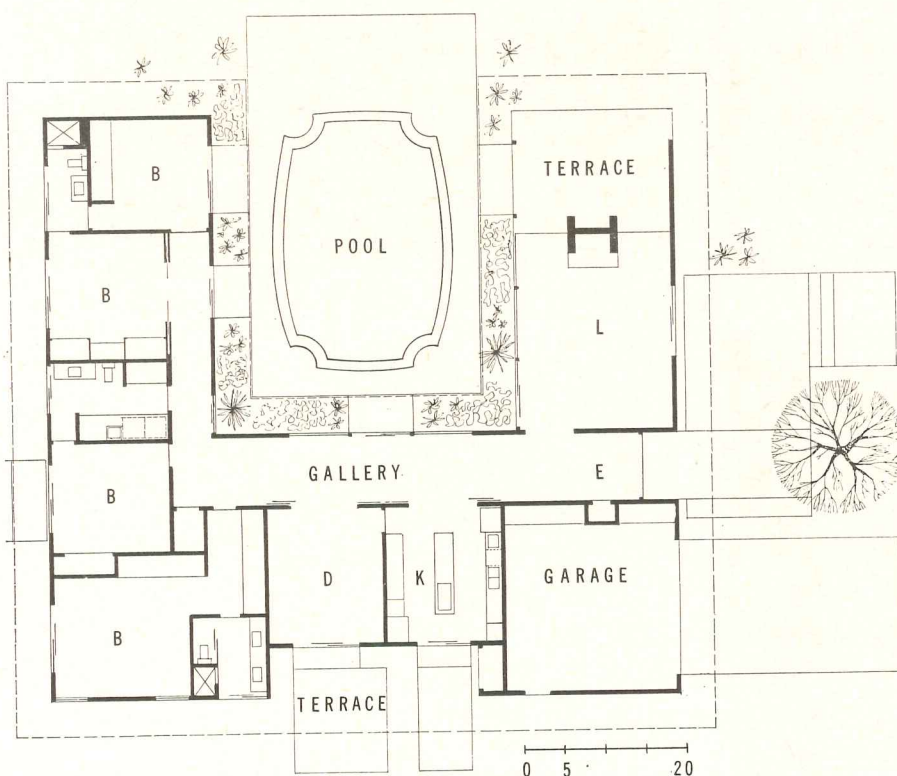




SPACE AND OPENNESS HIGHLIGHT THIS PLEASANT DESIGN



OTHER MONARCH BAY MODELS
ADD VARIETY TO THE AREA



A more tropical approach is used in this scheme, with its broad, double-pitched roof and textured wood siding. The plan preserves many of the basic room relationships of the preceding house, but places the living room in a wing at the front to give privacy to the patio and swimming pool.

The kitchen is treated here more as a family room, with an island counter-bar and wide sliding doors opening onto the gallery.

The bedrooms have easy access to the patio, and to the gardens at the back, via sliding glass doors.


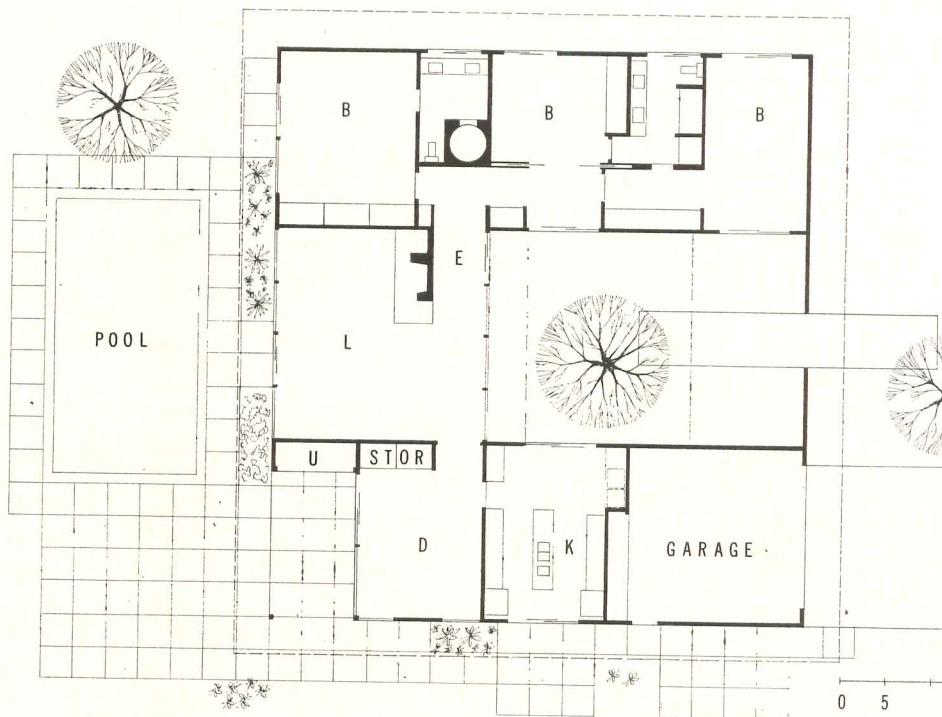
The living room opens onto the swimming pool patio through a covered terrace; the fireplace is backed by a barbecue pit for outdoor dining.

A trim and straightforward modern design is used for this smaller, three-bedroom scheme.


Here, the entrance court is developed as a playful water garden, screened from the street by a wall and gate. The long vista through entry and living room to the sea beyond is preserved.

A covered outdoor dining terrace adjoins the dining room, and overlooks the swimming pool at the back.

Though somewhat similar in basic plan arrangement to the first of the houses shown from this development, the flat roof and equally well designed, but blanked-off façade give an entirely different appearance.



PHOTOS: MAYNARD PARKER





A MULTI-LEVEL HOUSE WITH SERVICE TOWERS

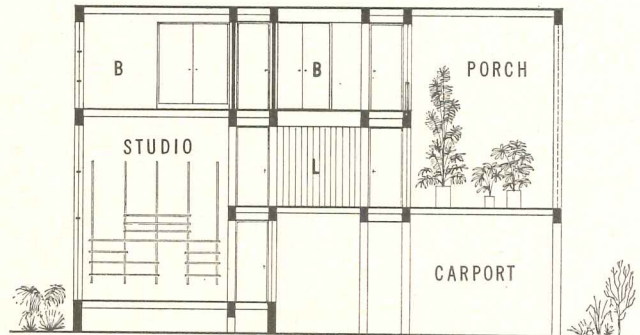
ROBERT ERNEST, ARCHITECT

*Residence for Mr. and Mrs. Robert Ernest
Atlantic Beach, Florida
Register & Cummings, Structural Engineer
L. L. Abbott, Contractor*

An unusual amount of living space for a small, lower cost house has been developed here by the architect for his own family. Three major design devices served to gain this goal: (1) a multi-level scheme minimizing roof and foundation area; (2) use of simple, low-cost materials—especially concrete block; (3) the placement of all utilities in a “service tower” to minimize piping, venting, etc.

The end result of these items, plus the placement of the stairs in a second “tower” to balance the service one, has been to free the interior for a number of open living spaces with a wide variety of sizes and views. As added height improved views of the ocean at the back of the site, and also gave better air circulation, major rooms were placed on higher levels, with the lowest floor devoted to stair entry, carport, workshop, and a laundry. The master bedroom, for example, has a clear view of the ocean across the upper portion of the porch.

As the lot is a long and narrow one, the side walls of the house were left blank, with no windows, for privacy from neighbors. The front and rear elevations are kept as open as possible for maximum light, air and view.







**FRANK STRUCTURE,
NATURAL FINISHES
GIVE LOW COST**

THE STRUCTURE of the Ernest house is principally of light-weight concrete block bearing walls, with concrete lintels and bond beams; roof and floor framing is wood. The "service towers" flanking the structure also serve as buttresses.

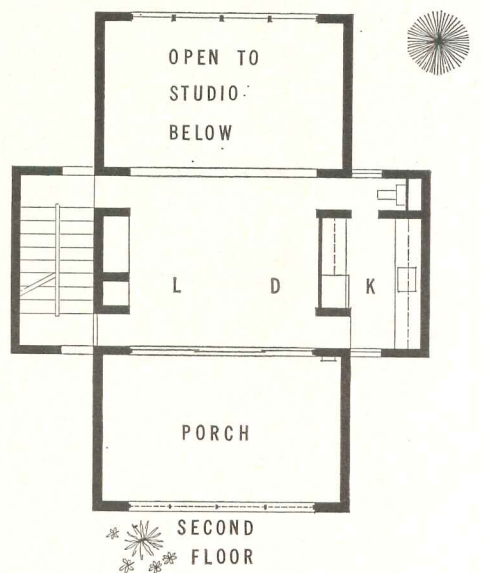
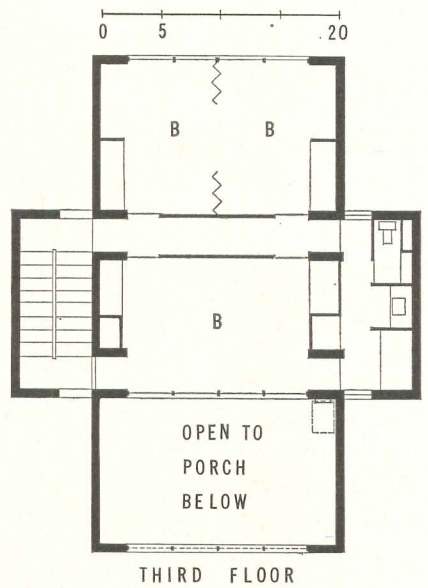
FINISHES include clear silicone on the concrete block, gray stain and creosote treatment for wood. With the addition of some stained cypress walls, the interior walls are the same as the outside. Floors are wood covered with ship deck matting in living areas, sheet vinyl in the kitchen, and mosaic tile in the bath areas. All ceilings are wood with exposed beams.

THE COST of the house was \$22,050, without lot, landscape, furnishing.





PHOTOS: JOSEPH W. MOLITOR



SPACE SERVES BOTH ART AND FUNCTION



PHOTOS: JOSEPH W. MOLITOR

GEORGE MATSUMOTO, ARCHITECT

Residence for Mr. and Mrs. Edward Thrower

Sedgefield, North Carolina

Edwin G. Thurlow, Landscape Architect

Jack Cartwright, Interior Designer

Superior Construction Corp., Contractor





This house has, to start with, a great deal of space, and this space has, to go on with, been visually expanded to quite generous proportions. It is not this apparent expansion, however, which distinguishes the house; it is the extremely sophisticated manipulation of space, both functionally and esthetically.

Esthetically, the space is handled in terms of vistas, sometimes extended, sometimes ending abruptly, or opening out sideways. This interpenetration of voids and solids always indicates that there is more space, and space of a different character, around the corner.

Functionally, the space has been arranged so that private and utility areas, well separated from one another, occupy the four corners of the house. The center of the house is thereby freed for living and entertaining.



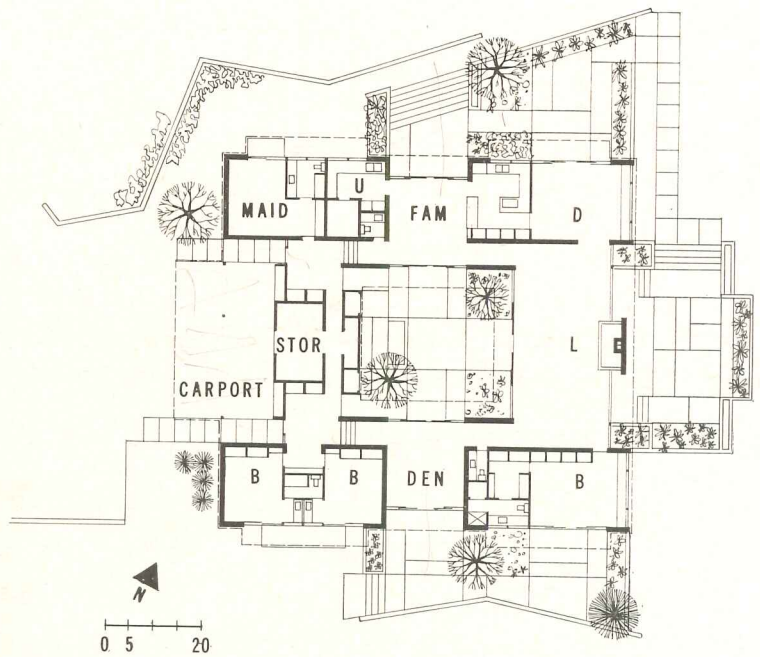


THE SITE of the Thrower house is generally sloping. By cutting into the hill on the north side, the architect was able to provide a terrace on the service side, giving outdoor space to the dining and breakfast rooms. Fill on the south side, held by a high retaining wall, yielded a private terrace for the bedrooms. The house is sited happily, for two enthusiastic golfers, next to a golf course.

THE STRUCTURE is hard-pressed brick and wood siding on a foundation of split-block concrete with reinforced concrete footings. Interior walls are plaster and plywood, and ceilings are plaster. Floors are oak in the major areas, ceramic tile in baths and kitchen. Sliding glass doors are aluminum-framed; all fixed panes are double-glazed.

The warm air heating system is supplied by two heat pumps.

COURTS AND TERRACES
EXTEND SPACE
FOR LIVING AND LOOKING



PHOTOS: JOSEPH W. MOLITOR




THE PLAN of the Thrower house was designed for the frequent entertainment of guests. Occasional visits of the owners' grown children with their families, as well as of business associates, demanded the large guest suite. The owners also wanted space to entertain groups of up to 150 guests.

The mild climate calls for usable outdoor space, and the owners make liberal use of the interior court and three large terraces for living and for entertaining.

Since the client is the owner of a furniture company, he also wanted a house which would display a collection of fine furniture. To accomplish this, the house was kept extremely simple as a backdrop; materials and details were especially carefully finished to complement the furniture.

COST was about \$85,000.

PHOTOS: JOSEPH W. MOLITOR



IMPECCABLE FINISH
DISPLAYS AND COMPLEMENTS
FINE FURNITURE





Designers of the Record Houses of 1962

Houses designed by the following firms and individuals appear on pages noted

BASSETTI & MORSE 98

1602 Tower Building
Seattle, Washington
Fred Bassetti, A.I.A.
John M. Morse, A.I.A.



ROBERT B. BROWNE 80

2966 Coral Way
Miami, Florida
Robert B. Browne



NORMAN F. CARVER JR. 114

3201 Lorraine Avenue
Kalamazoo, Michigan
Norman F. Carver Jr.



ROBERT DAMORA 52

Pound Ridge Road
Bedford Village, New York
Robert Damora, A.I.A.



ROBERT ERNEST 136

360 Beach Avenue
Atlantic Beach, Florida
Robert Ernest



ULRICH FRANZEN AND ASSOCIATES 70

124 East 40th Street
New York 16, New York
Ulrich Franzen, A.I.A.



NEWT. GRIFFITH of Peterson, Clark & Griffith, Inc. 106

39 South 8th Street
Minneapolis 2, Minnesota
Newt. Griffith, A.I.A.



PHILIP C. JOHNSON 110

375 Park Avenue
New York 22, New York
Philip C. Johnson, A.I.A.



GEORGE FRED KECK-WILLIAM KECK 102
612 North Michigan Avenue
Chicago 11, Illinois
George Fred Keck
William Keck, A.I.A.



JOHN TERENCE KELLY 90
4614 Prospect Avenue
Cleveland 3, Ohio
John Terence Kelly, A.I.A.



76 KRAMER & KRAMER

33 West 42nd Street
New York 36, New York
Allen R. Kramer, A.I.A.
Edwin R. Kramer, A.I.A.



118 KUHN & DRAKE

19 Beechwood Road
Summit, New Jersey
Peter Woodhall Drake, A.I.A.
Jean Henry Kuhn, A.I.A.



130 LADD & KELSEY

76 North Pasadena
Pasadena, California
Thornton Ladd, A.I.A.
John Field Kelsey, A.I.A.



84 ROGER LEE ASSOCIATES

2576 Shattuck Avenue
Berkeley, California
Roger Lee, A.I.A.



126 GEORGE S. LEWIS

200 East 50th Street
New York 22, New York
George S. Lewis, A.I.A.



140 GEORGE MATSUMOTO

1170 Glencourt Drive
Oakland 11, California
George Matsumoto, A.I.A.



66 CHARLES W. MOORE AND RICHARD C. PETERS

1908 Alcatraz Avenue
Berkeley 3, California
Charles W. Moore, A.I.A.
Richard C. Peters



62 PAUL RUDOLPH

31 High Street
New Haven, Connecticut
Paul Rudolph, A.I.A.



122 JAMES EDGAR STAGEBERG

2507 West 52nd Street
Minneapolis 10, Minnesota
James Edgar Stageberg, A.I.A.




94 ELROY WEBBER ASSOCIATES, INC.

2 Crescent Hill
Springfield, Massachusetts
Elroy Webber, A.I.A.




For more data, circle 36 on Inquiry Card ➤



Double
beauty

BRUCE PREFINISHED HARDWOOD **Walls·Floors**



Illustrated: Bruce-Ply Walnut Paneling and Bruce Ranch Plank Flooring

Now you can get BOTH from Bruce, leader in prefinished hardwoods

Beautiful walls, beautiful floors . . . both by Bruce. And both prefinished with the patented Bruce baked-in finish. This factory-applied finish saves you time and money by eliminating on-the-job sanding and finishing, delights your customers with its long-wearing beauty. Choose

from 29 kinds of Bruce-Ply Paneling, four distinctive styles of Bruce Prefinished Flooring. See our catalogs in Sweet's Files, or write us for free color literature. *E. L. BRUCE CO. Incorporated, Memphis 1, Tenn.* *World's largest manufacturer of hardwood flooring.*



Table 2 (cont'd)

Design Temperature Difference, Degrees	30	35	40	45	50	55	60	65	70	75	80	85	90	95	100	Coef. of thermal Cond. U ¹
No. 18 Glass block, 3- ¹ / ₄ -in. thick																
(d) 7- ³ / ₄ -in. x 7- ³ / ₄ -in. with glass fiber screen dividing cavity	14	17	19	22	24	26	29	31	34	36	38	41	43	46	48	0.48
No. 19 Corrugated structural glass	41	43	51	61	63	75	82	88	95	102	109	116	122	129	136	1.36
INFILTRATION, Btuh PER FOOT OF CRACK																
No. 20 Residential doors																
(a) Average fit, not weatherstripped or poor fit with storm door	60	70	80	90	100	110	120	130	140	150	160	170	180	190	200	2.00
(b) Average fit, weatherstripped or with storm door	30	35	40	45	50	55	60	65	70	75	80	85	90	95	100	1.00
(c) Poor fit, not weatherstripped	120	140	160	180	200	220	240	260	280	300	320	340	360	380	400	4.00
No. 21 Garage doors	540	630	720	810	900	990	1080	1170	1260	1350	1440	1530	1620	1710	1800	18.00
No. 22 Doors opened frequently	180	210	240	270	300	330	360	390	420	450	480	510	540	570	600	6.00
No. 23 Swinging doors ⁶	81	94	108	121	135	148	162	175	189	202	216	229	242	256	270	2.70 ⁷
No. 24 Swinging doors leading to vestibule ⁶	60	70	80	90	100	110	120	130	140	150	160	170	180	190	200	2.00 ⁷
No. 25 Revolving doors used in cold weather ⁶	43	56	64	72	80	88	96	104	112	120	128	136	144	152	160	1.60 ⁷
No. 26 Wood sash windows, double-hung																
(a) Average fit, not weatherstripped	21	25	28	32	35	39	42	46	49	53	56	60	63	67	70	0.70
(b) Average fit, weatherstripped or with storm sash ⁸	13	15	17	19	21	23	25	27	29	32	34	36	38	40	42	0.42
(c) Poor fit, not weatherstripped	60	70	80	90	100	110	120	130	140	150	160	170	180	190	200	2.00
(d) Poor fit, with storm sash	19	22	25	28	31	34	37	40	43	47	50	53	56	59	62	0.62
No. 27 Wood casement, hinged window																
(a) Average fit, not weatherstripped	60	70	80	90	100	110	120	130	140	150	160	170	180	190	200	2.00
(b) Average fit, weatherstripped or with storm sash ⁸	30	35	40	45	50	55	60	65	70	75	80	85	90	95	100	1.00
(c) Poor fit, not weatherstripped	171	199	228	256	285	314	342	370	399	427	456	484	513	541	570	5.70
(d) Poor fit, with storm sash ⁸	53	62	71	80	89	97	106	115	124	133	142	150	159	168	177	1.77
No. 28 Metal sash windows, double-hung																
(a) Average fit, not weatherstripped	39	46	52	59	65	72	78	85	91	98	104	111	117	124	130	1.30
(b) Average fit, weatherstripped or with storm sash ⁸	18	21	24	27	30	33	36	39	42	45	48	51	54	57	60	0.60
(c) Poor fit, not weatherstripped	111	129	148	167	185	204	222	240	259	278	296	314	333	352	370	3.70
(d) Poor fit, with storm sash ⁸	35	40	46	52	58	63	69	75	81	86	92	98	104	109	115	1.15
No. 29 Architectural projected or basement windows																
(a) Average fit, not weatherstripped	43	56	64	72	80	88	96	104	112	120	128	136	144	152	160	1.60
(b) Average fit, weatherstripped or with storm sash ⁸	29	33	38	43	48	52	57	62	67	71	76	81	86	90	95	0.95

tables continued from page 46

Table 1
OUTSIDE DESIGN CONDITIONS FOR U.S.

State & City	Winter DB	Summer DB	Daily Range	Summer WB	Latitude Deg.
MICHIGAN					
Detroit	-5	90	M	75	40
MINNESOTA					
Minneapolis	-25	90	M	76	45
MISSISSIPPI					
Biloxi	25	90	L	80	30
Jackson	15	95	M	78	30
MISSOURI					
St. Louis	-5	95	M	78	40
MONTANA					
Helena	-40	90	H	63	45
NEBRASKA					
Lincoln	-15	95	M	78	40
NEVADA					
Reno	5	95	H	65	40
NEW HAMPSHIRE					
Concord	-10	85	H	73	45
Portsmouth	-5	85	L	74	45
NEW JERSEY					
Atlantic City	10	90	L	78	40
Newark	0	90	M	76	40
NEW MEXICO					
Albuquerque	10	95	M	65	35
Raton	-5	95	H	65	35
NEW YORK					
Buffalo	-5	85	M	73	45
New York	5	90	M	76	40
NORTH CAROLINA					
Asheville	5	90	M	75	35
Hatteras	20	90	L	80	35
NORTH DAKOTA					
Williston	-35	90	M	73	50
OHIO					
Cincinnati	-5	95	M	78	40
Cleveland	-5	90	M	75	40
OKLAHOMA					
Oklahoma City	0	100	M	77	35
OREGON					
Baker	-15	90	M	66	45
Portland	10	85	M	68	45
PENNSYLVANIA					
Philadelphia	5	90	M	78	40
Pittsburgh	-5	90	M	75	40
RHODE ISLAND					
Providence	0	90	M	75	40
SOUTH CAROLINA					
Charleston	20	90	L	80	35
Greenville	10	95	M	75	35
SOUTH DAKOTA					
Pierre	-20	95	M	73	45

tables continued on page 151

Now PresTeel Spiral Stairways for Houses

INTERIOR AND EXTERIOR TYPES



SAVES SPACE—CUTS COSTS

More and more architects are now specifying Woodbridge PresTeel spiral stairways for houses. They require floor area only the size of an average clothes closet. Optional features of these graceful PresTeel stairs are a choice of wood treads and 7 gaily colored plastic handrails.

A stairway for an average enclosed stair well 4'-0" in diameter by 8'-0" high will cost from \$275 to \$325. Send us your plans or specifications and we'll be happy to send you a quotation by return mail.



WOODBIDGE ORNAMENTAL IRON CO.
2715 N. Clybourn Ave. Chicago 14, Ill.

For more data, circle 37 on Inquiry Card

For more data, circle 38 on Inquiry Card ➔



Case adds a smaller one-piece closet **at a smaller price ... \$9990***

with all these luxury features:



Silhouette

No. 4000 round front one-piece closet



SINCE 1853

- Positively will not overflow bowl or tank
- Quieter by far with the famous Case Whispering Flush
- More efficient rim wash—employs jet pump principle to aspirate tank water
- Uses one third less flush water—only 13 quarts
- Widest color choice in the industry—including sparkling black
- Simplified brass is adjusted in minutes for local pressure
- Fixture is lighter to handle and easier to install
- Lowest minimum pressure requirements

**Suggested consumer price in white.*

For more details please turn the page ➔



Homeowners and Builders
will appreciate these
Silhouette features:

Quieter by Far . . . Has the famous Case Whispering Flush.

Wide Color Choice . . . Case has the largest selection of vitreous china colors in the industry, including sparkling black.

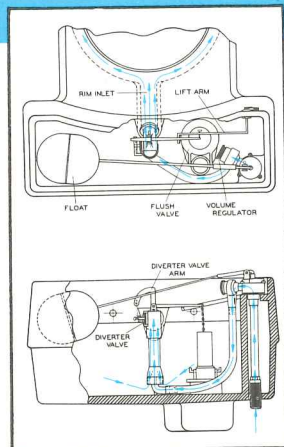
More Efficient Flushing Action . . . New Case ballcock (Pat. Pend.) employs the jet pump principle to aspirate tank water, thus supplying more than double the usual amount for rim flush.



Positively Will Not Overflow . . . Neither the bowl nor the tank will overflow even if the trapway is completely clogged, because levels in the tank and bowl equalize. Incoming water is automatically shut off before overflowing.

Plumbing Contractors

will recognize the extra value of these *Silhouette* features:

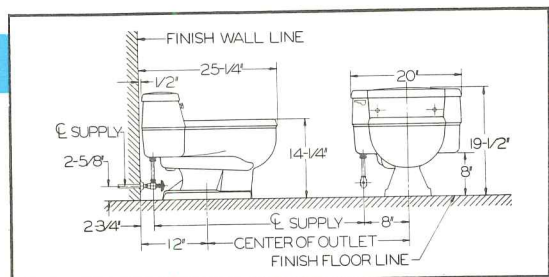


Water Saving . . . The *Silhouette* uses only 13 quarts per flush.

Simplified Anti-Syphon Ballcock . . . Has very few parts. Only one volume control adjustment.

Simple Installation . . . The *Silhouette* one-piece is designed for a standard 12 inch rough. It has a 8" undertank clearance. As little as 15 pounds water pressure or as much as 150 pounds or more, at the fixture will give satisfactory operation.

Easier to Handle . . . The *Silhouette* can be maneuvered even in close quarters because it weighs only 70 pounds and is just 25" in length.



Architects and Specifying Engineers
will further appreciate these
Silhouette features

No Pressure Problems . . . The *Silhouette* can be specified for high-rise buildings with no worry about minimum pressure. It operates satisfactorily with as little as 15 pounds or more than 150 pounds.

Meets Anti-Syphon Requirements . . . Including the most rigid plumbing codes in the nation.

Styled for Today's Bathrooms . . . The bowl rim is a low 14" from the floor and extends only 25" into the room. Overall height is 19½". Contoured tank, sculptured base, and absence of bulk give this one-piece fixture a look of distinction.

Tailored Seat . . . High impact polystyrene seat has a 10½" spread between posts to provide a firmer mounting. Also has a free-standing check hinge.

SPECIFY: Water closet shall be Case #4000 non-overflow one-piece floor type with riser pipe housed in dry channel separately from tank water. Ballcock shall be Case #62 employing jet pump principle to aspirate tank water and prevent back-syphonage. Complete with tailored high impact polystyrene seat.

Case distinctive one-piece water closets are available through leading plumbing wholesalers everywhere.



CASE MANUFACTURING

Division of Ogden Corporation • Robinson, Illinois

tables continued from page 148

Table 1
OUTSIDE DESIGN CONDITIONS FOR U.S. State & City

State & City	Winter DB	Summer DB	Daily Range	Summer WB	Latitude Deg.
TENNESSEE					
Chattanooga	10	95	M	76	35
Memphis	5	95	M	78	35
TEXAS					
Amarillo	0	95	H	72	35
Dallas	10	100	M	78	35
UTAH					
Salt Lake City	0	95	H	65	40
VERMONT					
Bennington	-10	90	M	73	45
Newport	-20	85	M	73	45
VIRGINIA					
Norfolk	15	90	L	78	35
Richmond	10	90	M	78	40
WASHINGTON					
Seattle	15	80	M	65	50
Spokane	-15	80	H	65	50
WEST VIRGINIA					
Wheeling	-5	90	M	75	40
WISCONSIN					
Milwaukee	-15	90	M	75	45
WYOMING					
Cheyenne	-20	90	H	62	40
Yellowstone Park	-35	85	H	62	45

FOOTNOTES

- The U values are expressed in Btuh per sq ft per degree, F.
- Heat loss through doors is figured the same as windows. See Construction No. 15.
- Calculated per running foot of perimeter.
- Infiltration factors are expressed in terms of Btuh per foot of crack per degree of design temperature difference.
- HTM for Constructions 23, 24, and 25 are expressed in terms of Btuh per person entering the building in an hour.
- Infiltration factors for Constructions 23, 24, and 25 are expressed in terms of Btuh per degree design temperature difference per person entering the building.
- Storm sash which cover only glass areas do not reduce infiltration, and the infiltration should be figured as if storm sash were not used.
- Use only crack of storm sash when it is used; otherwise figure crackage.
- HTM is in terms of Btuh per CFM.

Table 2 (cont'd)

Design Temperature Difference, Degree	30	35	40	45	50	55	60	65	70	75	80	85	90	95	100	Infil-tration Factor (IF) ⁶
No. 29 Architectural projected or basement windows																
(c) Poor fit, not weatherstripped	137	160	182	205	228	251	274	296	319	342	365	388	410	433	456	4.56
(d) Poor fit, with storm sash ⁸	43	50	57	64	71	78	85	92	99	107	114	121	128	135	142	1.42
No. 30 Residential casement windows																
(a) Average fit, not weatherstripped	29	33	38	43	48	52	57	62	67	71	76	81	86	90	95	0.95
(b) Average fit, weatherstripped or with storm sash ⁸	17	20	22	25	28	31	34	36	39	42	45	48	50	53	56	0.56
(c) Poor fit, not weatherstripped	81	95	108	122	136	149	163	176	190	204	217	230	244	258	271	2.71
(d) Poor fit, with storm sash ⁸	25	29	34	38	42	46	50	55	59	63	67	71	76	80	84	0.84
No. 31 Fixed or picture window																
(a) Average fit	8	9	10	11	13	14	15	16	18	19	20	21	23	24	25	0.25
(b) Poor fit	22	25	29	32	36	40	43	47	50	54	58	61	65	68	72	0.72
No. 32 Heavy casement window																
(a) Average fit, not weatherstripped	21	25	28	32	35	39	42	46	49	53	56	60	63	67	70	0.70
(b) Average fit, weatherstripped or with storm sash ⁸	13	15	17	19	21	23	25	27	29	32	34	36	38	40	42	0.42
(c) Poor fit, not weatherstripped	60	70	80	90	100	110	120	130	140	150	160	170	180	190	200	2.00
(d) Poor fit, with storm sash ⁸	19	22	25	28	31	34	37	40	43	47	50	53	56	59	62	0.62
No. 33 Vertically pivoted window																
(a) Average fit, not weatherstripped	78	91	104	117	130	143	156	169	182	195	208	221	234	247	260	2.60
(b) Average fit, weatherstripped or with storm sash ⁸	42	49	56	63	70	77	84	91	98	105	112	119	126	133	140	1.40
(c) Poor fit, not weatherstripped	222	259	296	334	370	408	445	481	519	555	593	630	667	705	741	7.41
(d) Poor fit, with storm sash ⁸	69	81	92	104	115	127	138	150	161	173	184	196	207	218	230	2.30
No. 34 Jalousie window⁹																
(a) Average fit, weatherstripped or not	48	56	64	72	80	88	96	104	112	120	128	136	144	152	160	1.60
(b) Average fit, with storm sash ⁸	29	33	38	43	48	52	57	62	67	71	76	81	86	90	95	0.95
(c) Poor fit, not weatherstripped	137	160	182	205	228	251	274	296	319	342	365	388	410	433	456	4.56
(d) Poor fit, with storm sash ⁸	81	95	108	122	136	149	163	176	190	204	217	230	244	258	271	2.71
No. 35 Industrial pivoted window																
(a) Average fit, not weatherstripped	94	110	126	142	157	173	189	205	220	236	252	268	284	299	315	3.15
(b) Average fit, weatherstripped or with storm sash ⁸	56	65	74	83	93	102	111	120	130	139	148	157	167	176	185	1.85
(c) Poor fit, not weatherstripped	288	336	384	432	480	528	576	624	671	720	769	816	864	911	960	9.60
(d) Poor fit, with storm sash ⁸	84	98	112	125	139	153	167	181	195	209	223	237	251	265	279	2.79
No. 36 Between Foundation and sill																
(a) Frame buildings	30	35	40	45	50	55	60	65	70	75	80	85	90	95	100	1.00
(b) With crawl-space plenum	39	46	52	59	65	72	78	85	91	98	104	111	117	124	130	1.30
No. 37 Ventilation¹⁰																
	32	38	43	49	54	59	65	70	76	81	86	92	97	103	108	1.08

30% of the Award-Winning Architects for the 1962 "RECORD HOUSES" specified **Cabot's STAINS**

OVER THE YEARS . . .
30% in 1962; over an 8 year span, Cabot products were used on 53 out of 155 Record Houses . . . an astonishing 34%. The record speaks for itself.

The following architects specified Cabot's for 1962 "Record Houses":

- ROBERT B. BROWNE Miami, Fla.
- ROBERT ERNEST Atlantic Beach, Fla.
- ULRICH FRANZEN & ASSOCIATES New York, N.Y.
- LADD & KELSEY Pasadena, Cal.
- JAMES EDGAR STAGEBERG Minneapolis, Minn.
- ERLOY WEBBER ASSOCIATES Springfield, Mass.


Home at Marathon Shores, Key Vaca, Florida. Cabot's Bleaching Oil on siding. Architect: Robert B. Browne, Miami, Florida.

Send for color cards on Cabot's Stains.
SAMUEL CABOT INC.
529 S. Terminal Trust Bldg., Boston 10, Mass.

For more data, circle 39 on Inquiry Card

Would your client like living in a steel-framed house?

If your client likes crisp, contemporary design . . . if he likes outdoor-indoor living along with absolute privacy, a steel-framed house might be his cup of tea. Here's why.




STEEL PERMITS FREEDOM OF DESIGN. The limitations of other materials disappear when you design with steel. It's just right for contemporary architecture. It allows big, open areas, 30, 40 or more feet wide without any interior supports whatsoever. Steel framing also permits flexible interiors, often with movable partitions instead of fixed walls. Steel-framed houses can easily be expanded to meet future family needs, too. And you can design generous overhangs outside for sunshade effects, for patios, or covered walkways.

CURTAIN WALLS OFFER DRAMATIC POSSIBILITIES. When a house is framed with steel, the walls do not carry weight. Exterior walls need be designed only to provide insulation and security. Many types of panel materials can be put in place for less than the cost of conventional wall systems. For instance, huge glass panels and sliding glass doors can be placed between the steel columns to bring the outdoors in. Where opaque wall materials are preferred, you can use anything you like—porcelain-enameled steel, plastics, wood, brick, or stone.

PROBLEM SITES. With steel you can build on the side of a steep hill, or on top of rock formations. You can even build *over* the terrain—elevating the house on steel stilts. This makes “impossible” sites usable. Such lots can often be bought at bargain prices, and save on grading, too. And if the “problem” site is rugged but attractive, its natural beauty needn't be bulldozed away. Save the trees, the shrubs, the rocks.

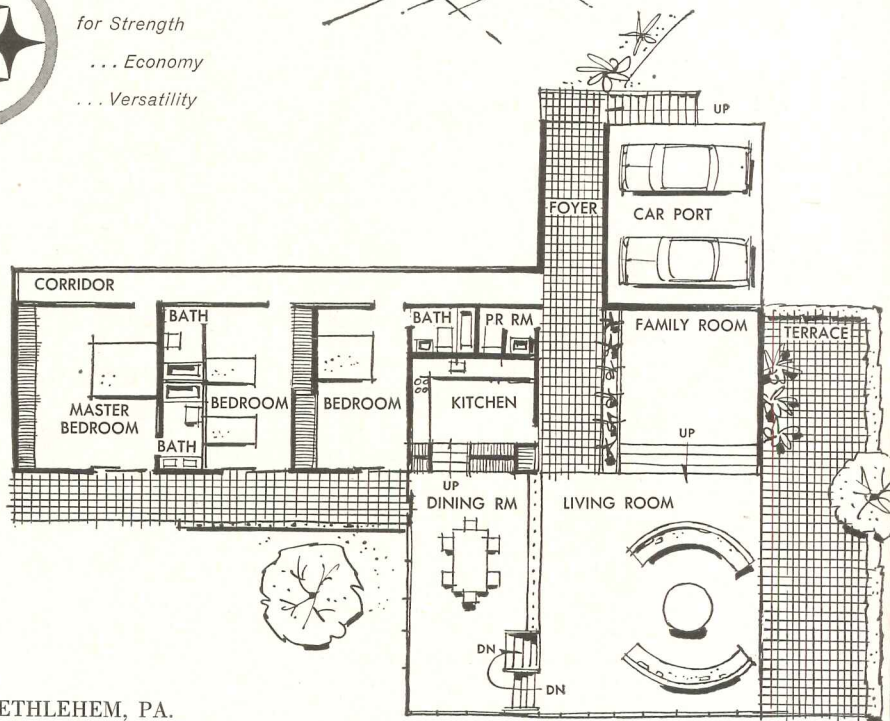
HOW ABOUT THE COST? With “problem” sites, steel commonly *saves* clients money. But even on level lots a steel-framed house need not cost a penny more than any other.



for Strength
 ... Economy
 ... Versatility

HOW ABOUT TIME? Once you complete the design of a steel-framed house, it can be ready for occupancy faster than any other type. A fabricating shop can prepare the steel in a few days; most likely the entire frame can be put up in a matter of hours—and quickly roofed over—compared with many days required for a carpenter-built house.

FREE LITERATURE AVAILABLE. We'd be happy to send you a new booklet showing what other skilled architects and builders have done for clients just like your own. Write to Publications Department, Bethlehem Steel Company, Bethlehem, Pa.



BETHLEHEM STEEL COMPANY, BETHLEHEM, PA.
 Export Sales: Bethlehem Steel Export Corporation

BETHLEHEM STEEL

For more data, circle 40 on Inquiry Card

NEW PRODUCTS FOR THE HOUSE

These developments are a few of the new products presented here and on following pages:

- PORTABLE ELECTRONIC POLLEN AND DUST REMOVER
- CENTRAL PUSHBUTTON CONTROL FOR ALL ELECTRIC CIRCUITS
- WIND-RESISTANT SHINGLES SEALED BY SUN'S HEAT
- SPACE-SAVING FREEZER WITH HIGH-EFFICIENCY INSULATION
- LIGHT-SENSITIVE THERMOSTAT CUTS HEAT AUTOMATICALLY AT NIGHT

For more information . . . circle the key numbers of the products on which you want more information (see number below each product item) on the Inquiry Card, pages 175-176.

LUXURY SINK FEATURES BUILT-IN LIGHT SOURCE

Built-in conveniences are part of a luxury sink, the *Cuisine Console*, which has a light source as an integral part of the sink. Also included are electrical outlets, a built-in spray under the water faucet, remote control pop-up drains, and a vegetable basket and cutting board. One model has a power unit built into the counter top, with a food




mixer, blender and electrical knife sharpener available as standard equipment. *Elkay Mfg. Co., 2700 S. 17th Ave., Broadview, Ill.*

CIRCLE 222 ON INQUIRY CARD

BUILT-IN TRANSISTOR SOUND/INTERCOM SYSTEM

Transistor construction in a built-in sound/intercom system has power consumption of only 14 watts, so the system can be operated all the time without heat build-up. The *W-320* package includes one 10-station master unit with AM radio and sound-input jack, three in-door remote stations with volume con-



trol, and one remote station for outdoors. Additional remote stations can be bought separately. *General Electric Co., Radio Receiver Dept., Utica, N.Y.*

CIRCLE 223 ON INQUIRY CARD

BUILT-IN RANGE EASY TO INSTALL



A compact built-in electric range is designed for quick, inexpensive installation. This 30-in. model can be mounted in any 33-in. wide cabinet, or suspended from a 30-in. countertop opening between two base cabinets. Instead of a back panel, controls for surface units and oven are positioned in a recessed panel at the front. The range is available with or without automatic oven controls, in a choice of brushed chrome or porcelain enamel finish. *Frigidaire Div., Dayton 1, Ohio*

CIRCLE 224 ON INQUIRY CARD

FIBER TUBES ADD STRENGTH TO PARTITION

High-strength *Structicore* partition system has non-load bearing panels with face layers of fireproof sheetrock



gypsum wallboard, separated by heavy fiber tubes. The tubes give structural stability and easy access for wiring. The panels are 3 1/4 in. thick and can be joined without face nailing. Mill-installed top and bottom plates make attachment to floors and ceiling simple. Panels are joined with spline tubes and a special joint stabilizing compound. The system is expected to give lower costs than conventional construction methods because of faster erection, and elimination of wood studs and face nailing. *U.S. Gypsum Co., 300 W. Adams St., Chicago 6, Ill.*

CIRCLE 225 ON INQUIRY CARD

more products on page 158

CUC

Providing Subdivision Utilities In Growth Areas

Across the nation, large-scale subdividers and builders are obviously obliged to utilize undeveloped acreage.

Complete utility systems—particularly for water and sewer—are required, burdening the subdivider with financial, legal, tax and operating problems.


We solve these problems. Citizens Utilities Company purchases, constructs, owns and operates subdivision utilities at more locations than any other public utility company in the nation.

A *partial* list of major subdividers for whom we provide or from whom we have bought utilities includes the following:

ARTZ & COOK
BRICKMAN HOUSE BUILDERS
CAMPANELLI BROS., INC.
DOVER CONSTRUCTION CO.
EXHIBIT HOMES, INC.
F & S CONSTRUCTION CO.
HITCHCOCK & CHAMBERLAIN, LTD.
LOUIS LESSER ENTERPRISES
LINCOLN DEVELOPMENT COMPANY
THE LUSK CORPORATION
ARTHUR T. McINTOSH & COMPANY
MOSS & MOSS
PRICE & REYNOLDS BUILDERS
DEL E. WEBB CORPORATION

Water and sewer utilities tie up your cash, your time and your efforts which you could use for more productive purposes.

You will be served by writing us about the present and projected size of both your current and contemplated subdivision, and enclosing financial statements for existing utilities that you wish to sell.




CITIZENS UTILITIES COMPANY

ADMINISTRATIVE OFFICES
RIDGEWAY CENTER STAMFORD, CONNECTICUT

A Public Utility Company Providing Water, Sewer, Gas, Electricity and Telephone to More Than 400 Communities Across the Nation

For more data, circle 41 on Inquiry Card

***divide
and***




conquer

Imagine it — standard divider doors to fit non-standard room openings! Now, the *Kenna-vider door and matching hardware package* makes short work of such room division problems.

Kennatrack engineers have pre-figured most room opening requirements. They've designed the right doors and matching hardware to fill each such opening—fashionably and economically. Further, they've put the doors, necessary hardware and full instructions in one package and made it available to you in *one-stop shopping*. The *Kenna-vider* plan makes *you* the specialist in room divider problems; gives *you* the package to conquer unlimited room divider sales in today's building market. Be sure to read the next page for full details.

K KENNATRACK CORPORATION
3949 E. JACKSON BLVD., ELKHART 10, IND.
A Subsidiary of **EKCO** Products Co.




Room Divider Doors & Hardware


KENNAVIDER package includes two-door units, track, hangers, factory-mortised hinges, jamb set, door guide, screws, instructions. All hardware is Kennatrack's heavy-duty Custom 1300 Series.

Now... all in one package!

These raised panel-louvered units pull back at playtime, insure privacy at night.



A closed Kennavidier isolates table setting and cleaning noises, yet opens wide at mealtime.



This opening between recreation and card rooms is closed in with flush Kennavidiers.



Kennavidier Philippine mahogany doors install with snap-on ease, save immensely on assembly and installation time. Door panels and all hardware necessary for a finished installation are included in the *Kennavidier* package (hinges mortised and assembled at the factory). Two-door units (separate jamb and intermediate sets) are completely interchangeable. Add as many as you want to fill any width opening. Two styles—traditional flush panels and a classic combination of louvered top with raised-panel bottom. Warm mahogany finish on all six sides. Available in 6'8" and 8'0" heights and in standard panel widths.

K **KENNATRACK CORPORATION**
A Subsidiary of **EKCO** Products Co.

3949 E. Jackson Boulevard, Elkhart 10, Indiana
802 W. Whittier Boulevard, Whittier, California
376 Birchmount Rd., Scarborough, Ontario, Canada

For more data, circle 42 on Inquiry Card




Burnham Quality Hydronic* Heating... Best Answer to Homebuyer's Needs!

BASE-RAY®, the first and still the best radiant baseboard, provides the ultimate in comfortable, healthful hydronic heating. Leading architects choose its inconspicuously slim-lined design for easy adaptability to the modern concept of home design. BASE-RAY's clean, quiet, draft-free performance permits full, comfortable use of every floor-plan area. Best in cast-iron construction for lifetime service, trouble-free performance. When you team BASE-RAY with a Burnham quality cast-iron packaged boiler in Burnham's F.H.A. approved series loop system, you provide the kind of heating that satisfies your clients best!



*Hydronics—the science of heating with warm water



Attractive, space-saving boiler for gas or oil

Learn how Burnham helps your builder clients sell homes faster. Write for 6-page folder.



BURNHAM CORPORATION
HEATING & COOLING DIV.
IRVINGTON, N. Y.

Send me your new 6-page folder on Burnham Hydronic Heating.

AR-52

Name

Address

City State

For more data, circle 43 on Inquiry Card

NEW PRODUCTS

continued from page 154

RANDOM WIDTH PATTERN IN GROOVED WALL PANELS




Lamidall plastic laminate panels are available in five wood grains with random grooves. Panels are 16-in. wide or 4-ft wide, in 8- and 10-ft lengths for installation over studs, furring strips, or any solid backing. Woodall Industries, Inc., 3500 Oakton St., Skokie, Ill.

CIRCLE 226 ON INQUIRY CARD


AIR PURIFIER REMOVES DUST, POLLEN, SMOKE

Smoke, pollen, dust and dirt particles are removed from the air through electrostatic precipitation by Airclean, room air purifier. No ozone is produced, and there are no filters to be replaced. Permanent collector plates are easily removed for washing. The unit comes in a choice of four models—portable unit, recessed-wall unit, wall surface unit, and window-mounted unit. Progress Webster Corp., Rochester 21, N.Y.



CIRCLE 227 ON INQUIRY CARD

VINYL TILE IN SQUARES AND STRIPS



Wide decorative range and durability are features of NoScrub Deluxe vinyl tile, available in both 9- by 9-in. tiles and 6-ft-wide strips. Both types can be laid directly on concrete slabs. Five patterns are offered in several colors. Goodyear Tire & Rubber Co., Akron 16, Ohio

CIRCLE 228 ON INQUIRY CARD

EASY-OPENING GARAGE DOOR HAS BAKED ENAMEL FINISH

A lightweight garage door with horizontal aluminum panels is available in white, beige, yellow, coral, and green. The overhead opening hardware is balanced at lifting points so that only an 8-lb lift is needed to open the door. The finish coat of baked enamel has an estimated life expectancy of at least 10 years. Also available is epoxy primer coat for custom finishing. Liteline, Inc., 1808 Abalone Ave., Torrance, Calif.

CIRCLE 229 ON INQUIRY CARD

PUSHBUTTON DOOR LOCK ELIMINATES KEYS



To operate Combo Lock, a push-button mechanism for opening doors, you push one or more of five buttons in a pre-set order and turn the knob to release the lock. The combination can be changed only by the owner. It is available with or without keys. Emerson Electric Co., 8100 Florissant Ave., St. Louis 36, Mo.

CIRCLE 230 ON INQUIRY CARD

DISHWASHER FEATURES AUTOMATIC HEAT BOOSTER



Three-way washing action in the *Imperial 900* electric dishwasher insures full scrubbing and rinsing of all items, regardless of their positions in either upper or lower baskets. An automatic heat booster system is provided for use whenever there is not enough hot water. Five dishwashing cycles are possible. *Waste King Corp., 3300 E.*

50th St., Los Angeles, Calif.

CIRCLE 231 ON INQUIRY CARD


FREE-STANDING FIREPLACE CAN GO INDOORS OR OUT

Free-standing silicon carbide ceramic fireplaces formed on a potter's wheel have simple lines and a rough, rich surface texture. Their light weight makes them safe to set on any light, non-flammable hearth anywhere in the home. No masonry support is required. Wood, charcoal, or coal can be burned. Protective screens fit openings. *Strawberry Bank Craftsmen, Inc., Box 475, Little Compton, R.I.*

CIRCLE 232 ON INQUIRY CARD


PUSHBUTTONS OPERATE REMOTE CONTROL SYSTEM

A pushbutton system is designed for remote control of any or all electrical devices in a home. The *Swepe* system uses low-voltage magnetic relays mounted on decorative control strips energized by an electronic power pack. Indicator lights on the control panel show the condition of each circuit at all times. A programming device allows circuits to go on and off at predetermined times. *Reiner Industries, Inc., 4811 Telegraph Rd., Los Angeles, Calif.*



CIRCLE 233 ON INQUIRY CARD

MAHOGANY AND VINYL SHADES, FOLDING DOORS



Philippine mahogany and vinyl are used together to achieve multi-tone designs for folding doors and window shades. The material can be cleaned with a damp cloth. *American Accordion-Fold Doors, Inc., 175-35 Liberty Ave., Jamaica 33, N.Y.*

CIRCLE 234 ON INQUIRY CARD

LIGHT CONTROL GIVES FULL-RANGE DIMMING

The *Luxtrol SBD 500* light control gives uninterrupted dimming from full brightness to off. It is the same size as an on-off switch, and can control 500 watts of incandescent lighting. *Superior Electric Co., Bristol, Conn.*

CIRCLE 235 ON INQUIRY CARD
more products on page 162


IF
YOU HAVE
THE SPOT

WE HAVE THE
ACME

Yes, there's an efficient economical Acme "compact" for every need . . . in motels, hotels, resorts, cabins, playrooms, offices, apartment efficiencies.



The DEBONAIR



RES-4AF
2 Burner Electric Range,
Refrigerator and Sink

Write for catalog RH


ACME-NATIONAL REFRIGERATION CO., INC.

Offices and Factory: 19-26 Hazen Street, Astoria 5, N. Y.

Mailing Address: P. O. Box 188, Astoria 5, N. Y.


See our Catalog in SWEET'S

For more data, circle 44 on Inquiry Card



**BEFORE YOU
COMPLETE PLANS FOR YOUR
NEXT PROJECT,
TAKE ADVANTAGE OF
THE CREATIVE VIEW
PROGRAM**

If you're one of the many architects who work with project builders, CARADCO's Creative View Program can be helpful to you. □ The basic purpose of CARADCO's Creative View Program is to enhance the "curb appeal" of new houses by placing special design emphasis on Windows and Entrances. □ Working from your sketches, CARADCO's product engineers, together with the Living Design Center of House & Garden Magazine, will submit appealing Creative View treatments incorporating CARADCO Window and Entrance components. Each treatment will be shown in a full color perspective rendering which you can present to your client.



**HERE'S HOW
CARADCO CAN
HELP YOU
AND YOUR
BUILDER NAIL DOWN
THE SALE**


CREATIVE VIEWS ARE CUSTOM-TAILORED, ARCHITECTURALLY CORRECT, PROVIDE MAXIMUM LIGHT... AIR AND BEAUTY. Creative Views illustrate how you can achieve attractive, sales-compelling design variations in Entrance and Window treatments with the added distinction given by inserts and surrounds. You can offer these Creative View renderings to your builder-clients to help them interest Prospective Homebuyers. **CARADCO OFFERS A COMPLETE BUILDER MERCHANDISING PROGRAM.** National and local consumer advertising, effective display material for Model Houses and a training program for builders' sales force. These are just part of a comprehensive and powerful plan to make buyers out of prospects through the Creative View Program.

For complete information, call your Caradco Distributor or write Caradco, Inc., Box 658, Dubuque, Iowa.

Manufacturers of Creative Building Products



For more data, circle 45 on Inquiry Card



Residence for Mrs. Frank E. Payne
Architects: George Fred Keck—William Keck

AGE OLD SLATE — IN A 1962 RECORD HOUSE

A striking combination of slate panels from the Stephens-Jackson quarry and a white steel frame combine to make this an award-winning house.

Stephens-Jackson has been filling exacting slate specifications for architects for 82 years, and will be happy to supply your needs for roofing, blackboards, panels, window sills and side-walks.

STEPHENS-JACKSON COMPANY

Pen Argyl

Pennsylvania

For more data, circle 46 on Inquiry Card

NEW PRODUCTS


continued from page 159

VINYL CLOTH SHADES IN MANY PATTERNS

Window shades of vinyl-impregnated shade cloth are offered in a choice of eight stock patterns, including delft, poppies, gentian flowers, paisley, and awning strips, all in a variety of colors. The designs are printed in vinyl ink. *Howard & Schaffer, Inc., 22 E. 55th St., New York 22, N.Y.*

CIRCLE 236 ON INQUIRY CARD

RANDOM PLANK LOOK IN WOOD PANELING



Prefinished hardwood panels are 4 ft wide and 7, 8, 9, and 10 ft long with deep lengthwise grooves to give a random plank effect. Finish is resistant to dirt and grease. Six available woods are walnut, cherry, elm, oak birch, and maple. Alternate color tones are tawny oak, platinum birch, and antique elm. *Weyerhaeuser Co., Tacoma, Wash.*

CIRCLE 237 ON INQUIRY CARD


BUILT-IN COFFEEMAKER BREWS COFFEE QUICKLY

A built-in coffeemaker automatically brews from 2 to 12 cups of coffee in less than four minutes. A quick recovery water system means large amounts can be brewed for parties, etc. The hot water storage tank fits inside any standard kitchen cabinet. The control assembly consists of a small control panel, plus the coffee brewing cartridge and serving decanter. A push of a button gives instant hot water for other beverages. *Cory Corp., 3200 W. Peterson, Chicago 45, Ill.*

CIRCLE 238 ON INQUIRY CARD


PARQUET PANELS FOR WAINSCOTS

Parquet blocks, in a choice of four woods, are laminated to a resilient base to provide a new wainscot material. Each *Flexstrip* unit has four 6-in. square blocks mounted on a 1-ft square panel for application on existing walls or to furring strips. *Homasote Co., Trenton 3, N. J.*



CIRCLE 239 ON INQUIRY CARD

FIREPLACE STANDS ON ITS OWN LEGS



The *Tucsonan* steel fireplace can be used either free-standing or built-in, in almost any interior setting. It is 35-in. high, 22-in. deep, and 34-in. wide, with pedestal legs to remove the fire chamber from the floor. Included is a brass framed fire screen which locks into the fireplace body for added safety. *Space-Planner Co., Inc., Tucson, Ariz.*

CIRCLE 240 ON INQUIRY CARD

SELF-SEALING SHINGLES RESIST WIND, RAIN



Super 300 Seal-O-Matic shingles are heavyweight, self-sealing asphalt shingles with high resistance to damage from storms and wind. After application, shingle edges

seal automatically from the sun's heat. There is a choice of colors. *Johns-Manville, 22 E. 40th, New York 16, N.Y.*


CIRCLE 241 ON INQUIRY CARD

WIDE ALUMINUM SIDING SHORTENS ERECTION TIME

A 16-in.-wide vertical aluminum board and batten siding shortens erection time compared with standard 12-in. panels. The *Alumalure* baked-enamel finish is expected to last up to 30 years and is available in all regular Alcoa siding colors. *Aluminum Co. of America, 1501 Alcoa Bldg., Pittsburgh 19, Pa.*

CIRCLE 242 ON INQUIRY CARD

COLORFUL MOSAICS WITH CERAMIC TILE



Six new patterns, designed by color expert Howard Ketcham, have been added to the line of *Vicco KJA* mosaic ceramic tiles, making 13 colorful patterns now available. Since the tile is impervious to water and is easy to clean, it can be used both indoors and outdoors. The $\frac{3}{8}$ -in. square tiles are mounted

on 1-ft square sheets on a mesh backing. *Amsterdam Corp., 285 Madison Ave., New York 17, N.Y.*

CIRCLE 243 ON INQUIRY CARD

ELECTRIC BASEBOARDS FORM HYDRONIC SYSTEM

A hot water heating system uses baseboard radiators which contain electric heating elements immersed in non-circulating water. Water supply and expansion tanks fit between joists. A central control plan permits individual zone or room temperatures to be controlled through wall-mounted thermostats. Room temperatures are said to remain constant within one-quarter of a degree. *Aqua-Letric, Inc., 5724 W. 36th St., Minneapolis 16, Minn.*


CIRCLE 244 ON INQUIRY CARD

FOAM INSULATION CUTS FREEZER SIZES

Foam insulation for food freezers allows more food to be stored in less space than before. One example is a 23-cu-ft freezer which occupies the same floor space as a 20-cu-ft model. It holds 826 lbs of food in large gliding baskets. A two-door upright freezer has 18-cu-ft that stores 616 lb of food, but occupies the same floor space as many 12-cu-ft freezers. *Hotpoint, 5600 W. Taylor St., Chicago 44, Ill.*



CIRCLE 245 ON INQUIRY CARD
more products on page 166



The AIR CONDITIONED Range Selected for Excellence

The Ultimate in Cooking-Odor Control

The Air Conditioned Range by Jenn-Air provides the discriminating hostess with complete freedom from concern over telltale odors resulting from dinner's preparation. This most positive means of cooking fume control yet devised is combined with the ultimate in electrical range design in a single compact unit.

This allows a freedom of kitchen design unimpeded by the usual overhead ventilating apparatus. Companion oven with built-in fume control provides for odorless broiling and baking. Modern simplicity . . . rich beauty . . . automatic convenience . . . a cool, clean, odor-free atmosphere . . . all yours with The Air Conditioned Range

by **JENN-AIR**



SATISFACTION WARRANTY

The Air Conditioned Range is of the finest in cooking equipment and provides the best cooking fume and odor control that you have ever experienced. If you are not entirely satisfied, range may be returned within 90 days after purchase for full refund.

Residential Division • Dept. 108

JENN-AIR PRODUCTS COMPANY, INC.
1102 Stadium Drive • Indianapolis 7, Indiana

Please send me complete information on The Air Conditioned Range and the name of my Jenn-Air Distributor.


Name _____

Street _____

City _____

Zone _____

State _____




NEW WINDOWS IN TRUSCON CURTAIN WALLS INCREASE DESIGN POSSIBILITIES

New Aluminum Vertically Pivoted Windows (illustrated) and Top-Hung Inswing Windows in Curtain Walls by Truscon, a division of Republic Steel Corporation, provide welcome new freedom in design and application.

Vision-Vent® and Grid-View are Truscon's Curtain Walls with the windows already in place. Their built-in, pre-engineered economies, combined with an ever wider choice of aluminum window types, make Truscon first choice for more and more outstanding new buildings.

Truscon Curtain Walls are available in many window sizes, with a choice of high-gloss panel colors, porcelain enamel, stainless steel, or aluminum. For all the advantages of modern curtain wall construction (fast erection, reduced weight on foundation, more usable interior space, excellent insulation and ventilation), investigate Truscon Vision-Vent and Grid-View. See your Truscon representative or send coupon.




THE NEW KOPPERS RESEARCH CENTER, east of Monroeville, Pa., is doubly striking with its tall Aluminum Vertically Pivoted Windows in Truscon's Vision-Vent Curtain Wall. Panel shapes complement perfectly the clean, crisp lines of other wall materials and decor.



REPUBLIC'S NEW HIGH STRENGTH STRUCTURAL STEEL TUBING provides needed strength in columns, posts, lintels, spandrels, and other structurals—for fewer dollars. Lightweight strength cuts cost of footings and foundation; simplifies handling, fabrication, and erection. Easily joined, highly adaptable. Send coupon for Republic's new specifications booklet about **ELECTRUNITE®** Structural Steel Tubing with 36% more strength.



SAVE CONSTRUCTION TIME with Republic's New Heavy Head High Strength Bolt Assemblies. Two-man team replaces costly erection crews. When wrenched up tight, Republic High Strength Bolts provide a vise-like clamping force which transfers loads by friction to the structural members. Fatigue life is improved. Joints are stronger than connections where loads are carried in shear. Send coupon for illustrated folder.



THE NEW CANTON CITY HALL, CANTON, OHIO, takes full advantage of Republic's **ENDURO®** Stainless Steel: in mullions, column sheathing, curtain wall panels, rooftop equipment, doors, windows, elevator interiors, soffits, fasciae, and curtain wall back-up members. Need for painting was eliminated, cleaning reduced, maintenance minimized. For further information contact your nearest Republic representative or check Sweet's.

REPUBLIC STEEL



For more data, circle 48 on Inquiry Card

REPUBLIC STEEL CORPORATION
DEPT. AR-4194-A
1441 REPUBLIC BUILDING • CLEVELAND 1, OHIO


- Please send more information on:
- Truscon Vision-Vent Curtain Walls
 - Republic High Strength Structural Bolt Assemblies
 - ENDURO Stainless Steel for architectural applications
 - ELECTRUNITE Steel Architectural Tubing

Name _____ Title _____

Company _____

Address _____

City _____ Zone _____ State _____



Lets light in! Sculptured design, in 5 colors

The **FILUMA**® Light new look in Garage Doors!

Weights only 1/3 as much as wood doors!



It's new. It's translucent. It's Filuma! The overhead type door with panels of colorful translucent fiber-glass, reinforced by a strong extruded aluminum frame. Transforms the darkest garage into cheery light! No windows necessary. Light in weight, easy to install. Operation is touch-easy. Choose from five smart colors—yellow, green, tan, coral, or white. Filuma is warp-proof, shatterproof, weatherproof. Never needs painting or glazing! Sizes to fit one and two car garages. See your local lumber or building supply dealer now!

Send 10¢ for colorful brochure on the exciting new Filuma, and catalogue of 100 other Frantz Doors.

FRANTZ FILUMA®

Produced and distributed nationally by
FRANTZ MANUFACTURING COMPANY, STERLING, ILL.

For more data, circle 49 on Inquiry Card

Award Winners Go Together...

The **IGLOO**

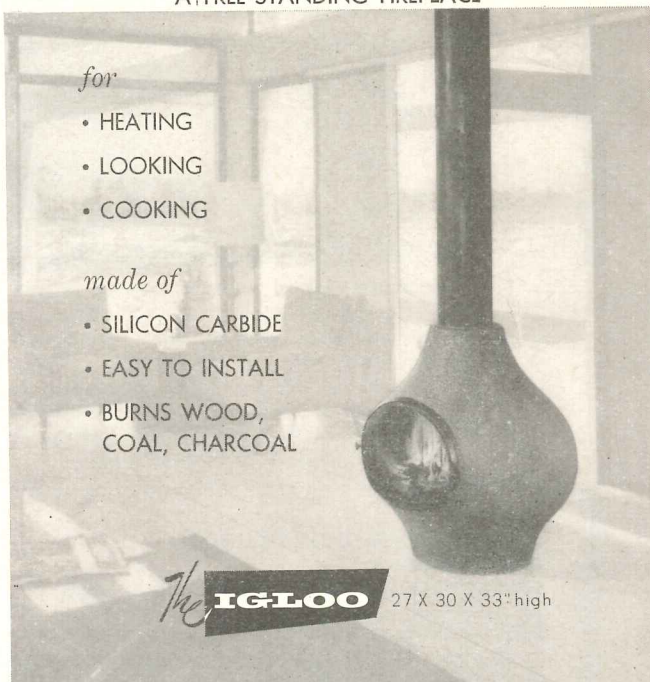
A. FREE-STANDING FIREPLACE

for

- HEATING
- LOOKING
- COOKING

made of

- SILICON CARBIDE
- EASY TO INSTALL
- BURNS WOOD, COAL, CHARCOAL



The **IGLOO** 27 X 30 X 33" high

Robert Damora • ARCHITECT • Hanslin Associates • BUILDERS

FOR MORE INFORMATION WRITE:

STRAWBERRY BANK CRAFTSMEN, INC.
BOX 475 • LITTLE COMPTON • RHODE ISLAND

For more data, circle 50 on Inquiry Card

NEW PRODUCTS


continued from page 163

HARDWOOD ON FOAM PLANKS GLUED DIRECTLY TO WALLS

Hardwood veneers are laminated to a semi-rigid base of compressed polystyrene foam and prefinished with clear vinyl to make lightweight planks, 8-ft long, in random widths from 4 to 10 in. The planks can be applied to any dry, firm surface with special glue. A matching line of flexible wood veneers has aluminum foil backing. *Plywood International Corp., 160 Centre St., Brooklyn 31, N.Y.*

CIRCLE 246 ON INQUIRY CARD

BATTERY-POWERED FIRE ALARM



A home fire alarm which looks much like a round thermostat rings long and loud when room temperature rises above a level set by the owner. The battery-powered device is installed by simply placing it on the wall. *Win-Check Industries, Moonachie, N. J.*

CIRCLE 247 ON INQUIRY CARD


PREBUILT SHOWER STALL OF STRONG PLASTIC

Polyester resin reinforced with glass fiber, the same plastic used for impact-resistant boats, is used in a one-piece, prebuilt shower stall. It has walls of American Cyanamid's *Laminac* with a hard, lustrous finish which resists mildew and fungus growth. *Ceralyte Corp., 165 Social Hall Ave., Salt Lake City, Utah*

CIRCLE 248 ON INQUIRY CARD

RANGE HOOD HIDES FAN TO SAVE CABINET SPACE

Cabinet-Sav'R is a low-cost range hood with a pre-wired fan concealed beneath the hood in order to save headroom and cabinet space. The single-speed fan can be used with both horizontal and vertical discharge. Under the hood is a



range-illuminating light with separate switch. *Berns Air King Corp., 3050 N. Rockwell St., Chicago 18, Ill.*

CIRCLE 249 ON INQUIRY CARD

SWITCH CONTROLS CHANGE FROM HEATING TO COOLING

A switch on the thermostat changes a gas-fired furnace to a summer air conditioning unit. Both systems use the same ductwork, and change-over is made possible by an interchangeable single- or multi-speed blower arrangement. Sixteen units, designed for installation versatility, are available in the line. *American Furnace Co., 1300 Hampton Ave., St. Louis, Mo.*

CIRCLE 250 ON INQUIRY CARD

more products on page 169

For more data, circle 51 on Inquiry Card >

NEW PRODUCTS

continued from page 166

FREEZER CHANGES TO REFRIGERATOR

Flexible usage is a feature of a built-in combination refrigerator-freezer which can be converted to all refrigerator either temporarily or permanently. The frost-free "convertible" provides either an 11-cu-ft refrigerator with a 5-cu-ft freezer, or a 16-cu-ft refrigerator. *Reveco, Inc., Deerfield, Mich.*



CIRCLE 251 ON INQUIRY CARD


VINYL WALL COVERINGS FROM SWEDEN

Vinyl wall covering fabrics from Sweden can be used on any smooth surface. Patterns include embossed linen, homespun weave, Baltic Seagrass with vertical lines, embossed leather, and Swedish woodgrains. All patterns come in a variety of durable colors. *Galon Fabrics, Inc., 281 Fifth Ave., New York 16, N. Y.*

CIRCLE 252 ON INQUIRY CARD

CANE BETWEEN VINYL SHEETS FORMS DECORATIVE PANELS

Layers of rigid vinyl surround cane which is handwoven in a variety of patterns. The clear or translucent sheets



can be used for furniture panels, doors, screens, and decorative lighting. *Polyplastex United, Inc., 870 Springfield Road, Union, N. J.*

CIRCLE 253 ON INQUIRY CARD

RADIANT GLASS HEATING PANELS

Laminated glass is said to increase radiant heat and prevent shattering in electric panel heating units. The panels are available in baseboard, wall and ceiling models, and in portable units. Baseboard and wall models may be surface mounted or recessed. *Gar Wood Industries, Inc., 800 Lowell St., Ypsilanti, Mich.*

CIRCLE 254 ON INQUIRY CARD

ROUND BOWL IS ADDED TO KITCHEN SINK



A round bowl at the side of a standard double sink gives extra flexibility in any kitchen. The *Gormay* family sink is built of strong nickel stainless steel. *Carrollton Mfg. Co., Carrollton, Ohio*

CIRCLE 255 ON INQUIRY CARD

more products on page 176

FOR SAFER, MORE COMFORTABLE, ENJOYABLE

Living

NEW **TALK-A-PHONE**
ALL TRANSISTOR
HOME INTERCOM-RADIO SYSTEM

Everyone in the family will enjoy the comfort, convenience, and peace of mind this system provides. From any room in the house you can . . .

- Listen-in on baby, children, or sick room.
- Answer outside doors without opening door to strangers.
- Talk to anyone—upstairs and downstairs, inside and out.
- Enjoy radio in every room with the simple flick-of-a-switch.

Distinctively styled. Beautifully finished in richly blended gold, polished and satin silver tones. Easily installed in any home. Built-in and surface-mounted models available. Write for complete information.

 World Honored for Style, Quality, and Dependability.

TALK-A-PHONE CO. A.I.A. File No. 31-i-51
Dept. AR-5 5013 N. Kedzie Ave., Chicago 25, Illinois

For more data, circle 52 on Inquiry Card

"ACCENT ON COMFORT"

OWNER: DAVID H. FAILE • LOCATION: WESTPORT, CONN. • ARCHITECT: GEORGE LEWIS, 200 E. 50TH ST., NEW YORK, N.Y. • CONTRACTOR: THOMAS J. RIORDAN CO. INC., NORWALK, CONN. • PHOTO: EZRA STOLLER

These comfort features found in Miller sliding glass doors —

- POSITIVE WEATHER PROTECTION
- LOW HEATING AND AIR CONDITIONING COSTS
- LONG LIFE
- FREEDOM FROM NOISE
- EASY OPERATION

Remember that your reputation is involved in what you design and build. The lowest possible price might well be the poorest possible economy. Give them the best. Give them a MILLER DOOR—

"Built to Last a House-Time."

14 YEARS IN SLIDING DOOR FABRICATION

Miller SLIDING GLASS DOOR CO.


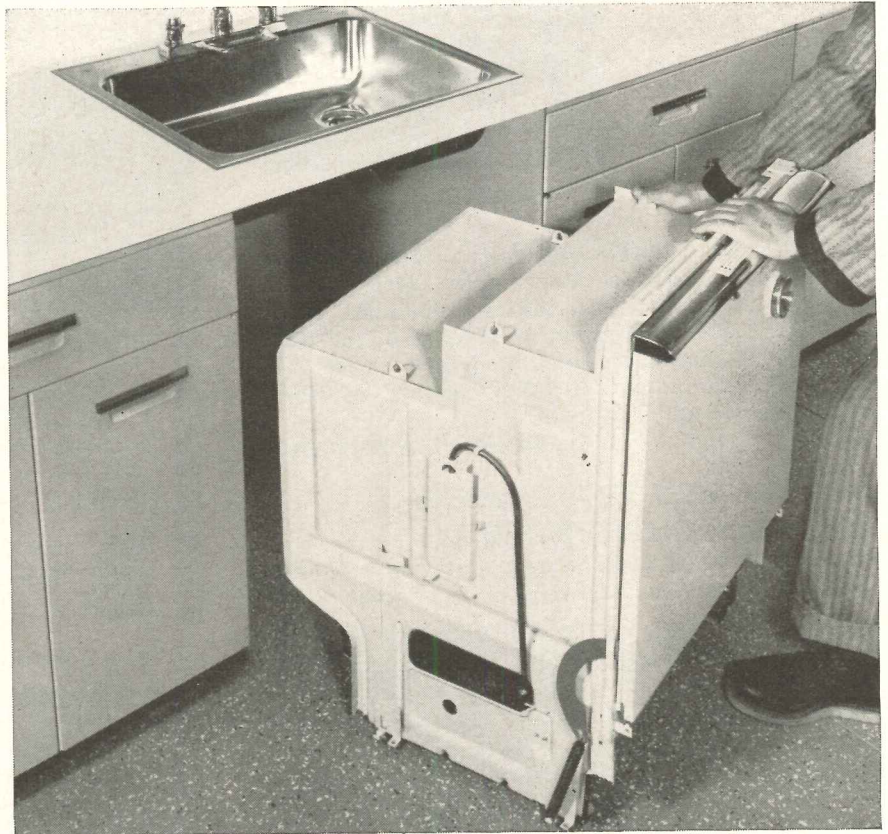

3216 Valhalla Drive, Burbank, Calif. • P.O. Box 189 • VI 9-1357

Member of Architectural Aluminum Manufacturers Association
Member of Building Contractors Association

For more data, circle 53 on Inquiry Card

Now there's no kitchen to design-in a dishwasher..

Washes, dries place settings for 10 people.* It gets dishes really clean with General Electric 2-Way Dishwashing Action. Power Tower washes out from the middle, Power Arm washes up from the bottom. And with exclusive Flushaway Drain, there's no need to scrape or hand-rinse.



*National Electrical Manufacturers' Association Standards

Slides right under the sink. General Electric's flexibility of installation allows you to put SS202 in either 24" or 36" of space. And there's no problem about sink bowls either. General Electric has arranged with many top manufacturers to have sink bowls specifically designed for use in conjunction with the SS202. You can get the list from your General Electric representative.

Yes, you can design-in a Disposall®, too. In kitchens where a food-waste disposer is desired, the sink bowl may be located 12" to the right or left of the center of the dishwasher. This allows the dishwasher and Disposall® to be installed in only 36" of cabinet space.

By any measure...

There is nothing "just as good as" General Electric

Progress Is Our Most Important Product

GENERAL  ELECTRIC

too small

General Electric's revolutionary new built-in goes right under the sink!

Not a miniature . . . not a portable . . . but a built-in, family-size dishwasher with features that have made General Electric the biggest selling dishwashers on the market.

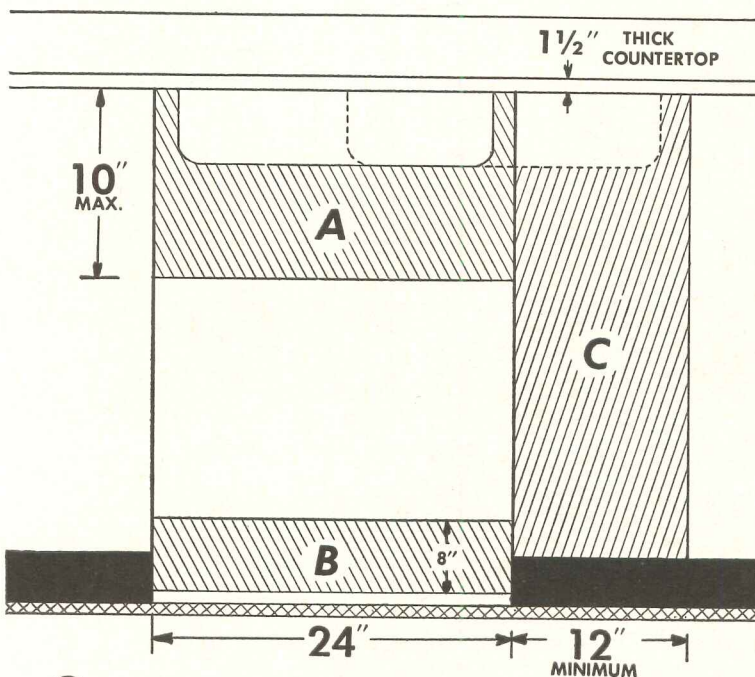
Undersink Model SS202 puts an end to the question architects, builders and consumers ask these days: "How can I get a dishwasher into a compact kitchen?"

Here's the answer—and only General Electric has it.

General Electric Model SS202 fits in the space under the sink bowl that now is wasted or used inefficiently for storage of odds and ends.

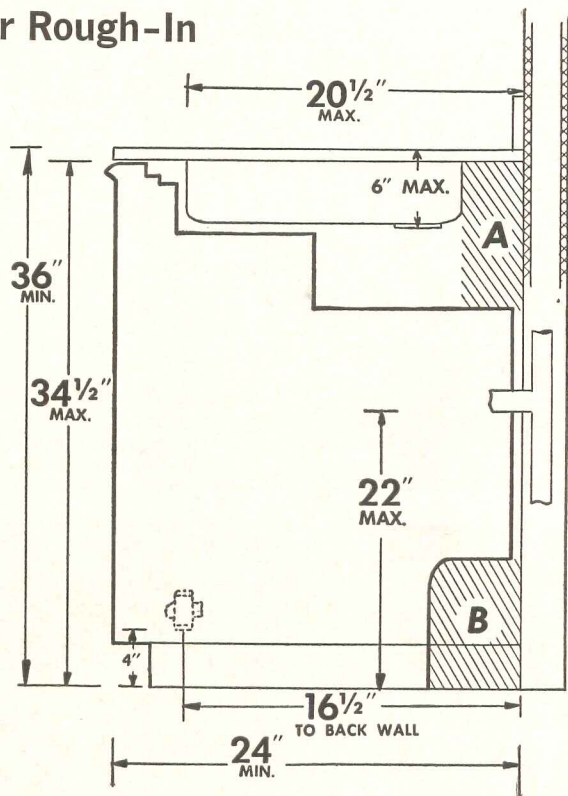
Model SS202 is just one in a complete line of General Electric dishwashers and Disposalls®. There's one for every kitchen, one for every need.

Undersink Dishwasher Rough-In



① Install Hand Valve in Dishwasher Supply Line in Area C

FRONT VIEW



SIDE VIEW

(1) Water lines to faucet may be run through area "A" (2) Hot-water line and power to dishwasher may be run through area "B" (3) High drain-line air gap, sink drain and trap should be in area "C".



Send in this coupon for the story of Undersink Model SS202, complete with blueprints, installation instructions, sink-bowl manufacturers. Or contact your General Electric representative.



General Electric Company
Dishwasher & Disposall Dept., Building 3
Appliance Park • Louisville, Ky.

Please send me full details on the SS202 Undersink Dishwasher.

NAME _____

ADDRESS _____

CITY _____ STATE _____


AR-5

For more data, circle 54 on Inquiry Card


In their constant search for a design Focal Point, many of the nation's leading architects have turned to ceramic tile—Pomona's *Sculptured Tile*. A new concept in a proven material. Used sparingly as an insert or lavishly as solid panels, Sculptured Tile becomes the Focal Point in entry or living room; in kitchen or bath. Wherever men of imagination wish to use it.

* FOCAL POINT...


*



*



*



POMONA TILE


Pomona Tile Mfg. Co. 629 No. La Brea Ave., Los Angeles 36, Calif. Branches: Pomona/Long Beach San Fernando Valley/Baldwin Park/San Jose Colton/San Francisco/Sacramento/Seattle/Salt Lake City/Phoenix/Oklahoma City/Nashville Arkansas City/Wichita/N. Kansas City/Chicago Representative: New York, Vanderlaan Tile Co., Inc. Distributors: Denver, Dallas, Fort Worth, F.E. Biegert Co.; Milwaukee, Butler Tile Sales; Charlotte, N.C., Columbia, S.C., Renfrow Distributing Co.; Minneapolis/St. Paul, R.B. Child, Inc.; St. Louis, Ceramic Tile Services, Inc.; Honolulu, Lewers & Cooke, Ltd.

For more data, circle 55 on Inquiry Card

For more data, circle 56 on Inquiry Card ➤

A REDWOOD DECK MAKES A HOME MORE LIVABLE. Here it integrates house and garden in an outdoor living area—at a fraction of the cost of an added room. Adding a deck or patio of redwood costs only \$2 to \$4 a square foot, and the initial cost is the only cost. Natural chemicals in redwood heartwood protect it from decay and termite attack, so it can be left unfinished to weather beautifully. Write Department A-13 for your copy of an idea-stimulating booklet, "REDWOOD DECKS".

Architect: John Lord King, A.I.A.



All the wonderful warmth of wood... lastingly yours in redwood

CALIFORNIA REDWOOD ASSOCIATION ♦ 576 SACRAMENTO STREET ♦ SAN FRANCISCO 11
CRA-TRADEMARKED CERTIFIED KILN DRIED REDWOOD

California Redwood Association coordinates the research, forest management and consumer service activities of these member mills: THE PACIFIC LUMBER CO. • CAMPSON TIMBER CO. • UNION LUMBER COMPANY • WILLITS REDWOOD PRODUCTS CO. • ARCATA REDWOOD COMPANY • GEORGIA-PACIFIC CORPORATION



Every day 4,684 more families install **GAS HEAT**

... If you own your own home ... or plan to, you'll want to know why.

Everybody wants the heating system that delivers the most comfort—that's why, where natural Gas is available, people prefer it. Over *4 times* more new homeowners choose Gas Heat than all other heating systems *combined*.

With a modern Gas system, you enjoy *whole-house* comfort. Every room gets its share of healthy warmth. Clean, fresh air from the outdoors can be circulated constantly; changed in every room, every hour.

Bills are surprisingly low with "Fresh-air"

Gas heat. Over the life of your mortgage, you can save thousands of dollars. And there is no need to keep some rooms colder than others or close them off to conserve heat. That means less likelihood of youngsters becoming chilled when they move from one "zone" to another!


Air conditioning extra: The ducts of a Gas heating system can be planned so you can easily have *whole-house cooling* with Gas. You can install it initially or it can be added on later economically. AMERICAN GAS ASSOCIATION

LIVE MODERN FOR LESS WITH

GAS

VISIT THE CENTURY 21 GAS EXHIBIT AT THE SEATTLE WORLD'S FAIR, APRIL 21 TO OCTOBER 21, 1962

For more data, circle 57 on Inquiry Card



Cuisine Console[®]
by **ELKAY**

YOUR GLAMOROUS SERVANT

Fashion that whispers wonderful things about you!
Function that serves you around the clock . . . giving precious
extra time for family and guests. Crafted of nickel bearing stainless
steel with incomparable lifetime beauty finish.

Write for literature detailing advanced features: fluores-
cent light, disposer switch, remote controlled drains,
appliance outlets, dual faucet flow and spray.

ELKAY MANUFACTURING CO., 2700 S. 17th AVE., BROADVIEW, ILL.

For more data, circle 58 on Inquiry Card

NEW PRODUCTS

continued from page 169

FREEZER REFRIGERATOR FITS IN SMALL SPACE

Frostless Foodarama is only 41-in. wide, but it has a refrigerator with a capacity of 11.8 cu ft and a freezer with 5-cu-ft capacity. Doors on both units open wide, with shelves providing extra storage flexibility. An air circulation system assures uniform temperatures




in both freezer and fresh food compartments. *Kelvinator Div., American Motors Corp., Detroit 32, Mich.*

CIRCLE 256 ON INQUIRY CARD

STAINLESS STEEL USED FOR FURNITURE

Stainless steel residential furniture includes three table designs, two chandeliers, and frames for upholstered



pieces. All pieces are welded with no visible screws or nails. Warm colors are used in the upholstery materials of velvet, satin and silk. *Evelyn Jablow, 250 E. 52nd St., New York, N.Y.*

CIRCLE 257 ON INQUIRY CARD

RANGE AND OVEN WITH FUME CONTROL

The *Air Conditioned Range* is a built-in cooking surface with its own fume control system which removes cooking odors, smoke and heat before the fumes escape into the room. During cooking, fumes are sucked through a pull-off slot in the raised cover. Operation is quiet because power unit is suspended on a resilient mounting in a bottom cabinet.



The matching, built-in oven has the same fume control so the kitchen is not heated when the oven is opened. *Jenn-Air Products Co., Inc., 1102 Stadium Drive, Indianapolis 7, Ind.*

CIRCLE 258 ON INQUIRY CARD

CURVED SINK FITS IN CORNER

A curved sink to put in the corner eliminates the awkward angles and cramped work spaces that sometimes accompany corner sink installations. The dual-compartment sink is stainless steel with




a satin finish. *Lyon, Inc., 13881 W. Chicago Blvd., Detroit 28, Mich.*

CIRCLE 259 ON INQUIRY CARD

TERRAZZO PATTERNING IN VINYL ASBESTOS TILE

Terrazzo patterning in vinyl asbestos floor tile is achieved with chips of marble that are encased in translucent vinyl. The tile has the monolithic appearance of actual terrazzo. The chip patterning is deeply imbedded for long life and resistance to wear. The tile can



be installed on, above or below grade over most subfloors. *Azrock Products, Box 531, San Antonio, Tex.*

CIRCLE 260 ON INQUIRY CARD

TRANSISTOR INTERCOM HAS PORTABLE UNITS

A portable intercom unit weighs only 1½ lb, works by plugging into any AC electrical outlet, and requires no connecting wires between units. Two-way conversation is possible on a system with any number of stations. Each unit has four transistors and two diodes for low power drain and good fidelity. *Fas-*



co Industries, Inc., Augusta at North Union, Rochester 2, N.Y.

CIRCLE 261 ON INQUIRY CARD

PULL TO START WATER WITH WASHERLESS FAUCET

An easy pull on a faucet without washers starts the water flow, while pushing stops the water. Turn the *Push-Pull* control knob to the right for colder water; to the left for hotter water. With the control knob mounted on the front of the spout, wet hands do not



drip over the fittings. There are fittings for bath, shower, and lavatory. *American-Standard, 40 W. 40th St., New York 18, N.Y.*

CIRCLE 262 ON INQUIRY CARD

TEMPERATURE GOES DOWN WHEN LIGHTS GO OFF

A light-sensitive thermostat automatically adjusts room temperature to either a higher or lower setting, with a differential of up to 10 degrees. The higher temperature is maintained during the day and when artificial light at night indicates the room is occupied. When lights are turned off, the temperature drops to the lower setting. *Federal Pacific Electric Co., 50 Paris St., Newark, N.J.*

CIRCLE 263 ON INQUIRY CARD

NEW LITERATURE for home-planning

For more information . . . circle the key numbers of the literature you want (see number below each literature item) on the Inquiry Card, pages 177-178.

DECORATIVE LAMPS

(A.I.A. 31-F-23) New designs in lighting fixtures are illustrated in three catalogs which present floor lamps, table lamps, and ceiling fixtures. *Habitat Inc., 336 Third Ave., New York 10, N.Y.*

CIRCLE 274 ON INQUIRY CARD

PLAY EQUIPMENT

Concrete play equipment designed to please children's eyes in addition to allowing a variety of activities is presented in a 12-page booklet. *Form, Inc., 12900 W. Ten Mile Rd., South Lyon, Mich.*

CIRCLE 275 ON INQUIRY CARD

WATER SOFTENERS

(A.I.A. 29-D-32) Water softeners, both automatic and manually-controlled, are described in an eight-page booklet which includes installation information. *Culligan Inc., Northbrook, Ill.*

CIRCLE 276 ON INQUIRY CARD

DECORATIVE PANELS

A six-page catalog shows new patterns available in plastic-finished hardboard and reinforced glass fiber panels. *Barclay Mfg. Co., Barclay Bldg., Bronx 52, N.Y.*

CIRCLE 277 ON INQUIRY CARD

END CAP FOR PARTITIONS

A five-page folder gives diagrams and installation details of a metal cap which fastens to the end stud of gypsum wall-board or gypsum lath partitions to replace conventional wood back-up strips. *Allmetal Co., 1911 Ridge Ave., Evanston, Ill.*

CIRCLE 278 ON INQUIRY CARD

VENTILATING FANS

(A.I.A. 30-D-1) A new kitchen wall ventilating fan which is designed to move air fast with minimum noise is the highlight of a four-page folder. *Ventrola Mfg. Co., Owosso, Mich.*

CIRCLE 279 ON INQUIRY CARD

COLORFUL LIGHTING

Decorative lighting using hand-blown colored glass over glass or free-form plastic fixtures is described in an eight-page booklet. *Thomas Industries Inc., 207 E. Broadway, Louisville 2, Ky.*

CIRCLE 280 ON INQUIRY CARD

AIR CONDITIONERS

(A.I.A. 30-F-1) New publications from Chrysler Airtemp include a 14-page booklet designed to help select room air conditioners; a six-page folder on 1962 residential products; and a four-page folder with application data on central cooling systems. *Chrysler Airtemp, Box 1037, Dayton 1, Ohio*

CIRCLE 281 ON INQUIRY CARD

METAL FOLDING DOORS

A 12-page catalog gives details and installation pictures of metal folding doors for closets. *Float-Away Door Co., 1173 Zonolite Road, Atlanta 6, Ga.*

CIRCLE 282 ON INQUIRY CARD

WINDOW PLANNING

Architects' sketches illustrate design ideas for both interiors and exteriors of wood windows. *The Malta Mfg. Co., 120 Mill Street, Gahanna, Ohio*

CIRCLE 283 ON INQUIRY CARD

USING HARDBOARD

(A.I.A. 23-6) "Hardboard Panels for Today's Interiors" describes wood grained hardboard panels. "Hardboard Sidings for Distinguished Exteriors" includes construction and finishing data. *Masonite Corp., 29 N. Wacker Dr., Chicago 6, Ill.*

CIRCLE 284 ON INQUIRY CARD

ELECTRIC EQUIPMENT

"Westinghouse Products for Residential Builders" is a 32-page catalog of the company's full line. *Westinghouse Electric Corp., P.O. Box 2099, Pittsburgh 30, Pa.*

CIRCLE 285 ON INQUIRY CARD

LIGHT CONTROL

Details are given on a one-button, dimming and on-off light control for both fluorescent and incandescent lights. *Hunt Electronics Co., Dallas 20, Texas*

CIRCLE 286 ON INQUIRY CARD

USING MARBLE

Full color photographs of actual houses show advantages of using marble for decorating almost every room in the house. The 20-page booklet also discusses such features as durability and long-term economy. *Marble Institute of America, Inc., 32 S. Fifth Ave., Mount Vernon, N.Y.*

CIRCLE 287 ON INQUIRY CARD

KITCHEN DECORATING

"Dream a Kitchen" has 16 pages of kitchen decorating ideas using inlaid linoleum flooring. Full-color photographs of eight kitchens and many linoleum patterns are shown. *Armstrong Cork Co., Lancaster, Pa.*

CIRCLE 288 ON INQUIRY CARD

DECORATIVE DOORS

(A.I.A. 19-E-1) Designs possible with the *Symphonic* line of flush, bifold, and stile and rail doors are shown in an eight-page illustrated booklet. *Simpson Timber Co., 2046 Washington Bldg., Seattle, Wash.*

CIRCLE 289 ON INQUIRY CARD

CERAMIC TILE

Ceramic tile for residential interiors is illustrated by sketches showing use of the tile in kitchen, family room, home bar, and bathroom. *Amsterdam Corp., 285 Madison Ave., New York 17, N.Y.*

CIRCLE 290 ON INQUIRY CARD

COFFEE BREWER

Coffee Butler can automatically brew and serve a cup of fresh (not instant) coffee every 12 seconds. The appliance can be installed with water supply, drain and electrical connections, in either a wall or cabinet. Face of the unit is 12 by 22 in. Booklets give details. *Havajava Mfg. Co., 711 W. Ivy St., Glendale 4, Calif.*

CIRCLE 291 ON INQUIRY CARD

LAYING OAK FLOORS

(A.I.A. 19-E-9) A 12-page specification manual gives details on preparing, laying, and finishing oak floors. *National Oak Flooring Mfgs' Assoc., 814 Sterick Bldg., Memphis 3, Tenn.*

CIRCLE 292 ON INQUIRY CARD

DISPOSER DETAILS

In-Sink-Erator's complete line of residential garbage disposers is presented in a six-page folder featuring automatic reversing action and a plastic detergent shield. Both lock-cover and continuous-feed models are available. *In-Sink-Erator Mfg. Co., Racine, Wis.*

CIRCLE 293 ON INQUIRY CARD

BATHROOM CABINETS

Both metal and wood are used for bathroom cabinets and accessories, shower stalls, vanities, and kitchen cabinets described in a 16-page catalog. *Standard Steel Cabinet Co., 3701 Milwaukee Ave., Chicago 41, Ill.*

CIRCLE 294 ON INQUIRY CARD

DOORS AND WINDOWS

A 12-page booklet gives illustrations and specifications for a complete line of aluminum windows and doors. Sketches show interior construction, extruded aluminum members, and mounting requirements. *Roger Industries, Inc., 205 Watts Road, Jackson, Mich.*

CIRCLE 295 ON INQUIRY CARD

more literature on page 193



The last word in kitchens gets the right word from wood, with tongue and groove ceiling and walls, wood cupboards above and below the counters—all cheerfully brightened by well-placed windows and wood-encased cove lighting overhead.

For known values in unusual home design

use WOOD . . . and your imagination





Exposed laminated beams and post supports, in concert with a plank ceiling and paneled bookcase-wall, set the tone for comfort in this modern living room; uphold wood's accord with other materials.

New departures in design break with tradition in many ways. But the traditional warmth of wood always remains to work to your advantage in contemporary and conventional homes alike. Whether applied as a weathered shingled roof or a plank and beam ceiling, wood's beauty is appealingly apparent; its durability, undeniable.

A capacity to grace any site, compatibility with every material . . . these are the virtues of wood's varied grains, tones, and textures. Sound controlled from room to room, cold and heat held comfortably in check from season to season . . . these, too, are among wood's numerous natural abilities. You'll find all of wood's generous qualities make it welcome wherever it goes. For more data on designing with wood, write:

NATIONAL LUMBER MANUFACTURERS ASSOCIATION
Wood Information Center, 1619 Massachusetts Ave., N.W., Washington 6, D.C.



Snug in its sloping site, this contemporary's shingled roof and planked siding demonstrate some of wood's natural hillside manner. Note how the beauty of weathered wood suits this low, rambling residence designed by Rex Lotery, A.I.A., architect.

For more data, circle 59 on Inquiry Card

COST OF RECORD HOUSES NEAR YOU

In using Record Houses our readers have asked, "If I build a house like so and so built in _____ city what would it cost here?"

We again put this question to Myron L. Matthews, editor of the Dow Building Cost Calculator and Valuation Guide, an F. W. Dodge Corporation service. He did some research and presented us with the answers for those Record Houses for

which cost data was available, as though they were to be duplicated in 14 selected cities located in representative geographic areas of the United States. The figures for each listed city would be applicable within a 25 mile radius of it.

In an effort of this kind it must be recognized that the estimates in the tabulations following can only be approximate within 5 to 8 per cent one

way or the other, and maybe more if unusual abnormal conditions prevail in one locale or another. However, over a period of 35 years the Dow Calculator has established a good record and we believe their figures will work out well for the purposes intended.

If you are impressed by certain Record Houses look up their local estimated approximate cost for a lo-

RECORD HOUSES 1962 Comparative Building Costs*

NAME OF HOUSE WHERE BUILT	Wertheimer House (p. 98) Mercer Island, Wash.	Probasco House (p. 114) Kalamazoo, Mich.	House in (p. 52) New Seabury, Mass.	Ernest House (p. 136) Atlantic Beach, Fla.	Griffith House (p. 106) Edina, Minn.	Payne House (p. 102) Pleasant Valley, Pa.	McDonald House (p. 90) Elvira, Ohio
CONSTRUCTION COST *	\$128,000	\$43,000	\$20,000	\$22,050	\$43,500	\$225,000	\$51,500
COST TO BUILD IN							
BOSTON, MASS.	129,200	40,800	20,000	24,400	40,950	214,600	47,450
CHARLOTTE, N. C.	93,300	29,500	14,450	17,650	29,600	155,000	34,250
CHICAGO, ILL.	134,750	42,500	20,850	25,450	42,700	223,750	49,450
COLUMBUS, OHIO	134,550	42,500	20,800	25,400	42,650	223,450	49,400
DALLAS, TEX.	118,550	37,450	18,350	22,400	37,550	196,850	43,500
DENVER, COLO.	127,600	40,300	19,750	24,100	40,450	211,950	46,850
JACKSONVILLE, FLA.	116,750	36,900	18,050	22,050	37,000	193,900	42,850
KANSAS CITY, MO.	127,700	40,350	19,750	24,100	40,500	212,100	46,900
LOS ANGELES, CALIF.	130,500	41,250	20,200	24,650	41,350	216,750	47,900
MEMPHIS, TENN.	117,200	37,050	18,150	22,150	37,150	194,650	43,000
MINNEAPOLIS, MINN.	137,100	43,300	21,200	25,900	43,450	227,650	50,350
NEW YORK, N. Y.	151,250	47,750	23,400	28,550	47,950	251,150	55,500
SAN FRANCISCO, CALIF.	132,100	41,750	20,450	24,950	41,900	219,400	48,500
WASHINGTON, D. C.	129,100	40,800	20,000	24,400	40,950	214,400	47,400

* Omits land, landscaping, special foundations, architectural design and supervision fees

cation nearest to you. If the Dow figure for such a location is attractive, consult an architect to see what he can do for you.

Incidentally, the figures given here do not include land, landscaping, unusual foundation conditions due to topography or soil, furnishings, or the architect's design and supervision fees, but cover the costs of the construction of the house itself.

The Dow Building Cost Calculator and Valuation Guide is used widely throughout the United States and Canada. Its objective is to show the replacement costs for more than 650 building types with counterparts almost everywhere. The costs are revised and supplemented at intervals keeping them in balance with changing prices for building materials and wage rates for building trades craftsmen. Dow building costs data is generally recognized by courts as authoritative and is used by real estate tax assessors, fire insurance valuation engineers, real estate appraisers, mortgage loan officers in financial institutions, architects, builders and a broad list of governmental agencies—Federal, State, County and Municipal.


for Selected Cities

Prepared by Dow Building Cost Calculator and Valuation Guide
an F. W. Dodge Corporation service


(p. 130) So. Laguna, Calif.	House in (p. 84) Kensington, Calif.	Thrower House (p. 140) Sedgefield, N. C.	House in (p. 66) Corral de Tierra, Calif.	House in (p. 118) So. Plainfield, N. J.	Liggett House (p. 62) Tampa, Fla.	Ewert House (p. 122) St. Paul, Minn.	Galbraith House (p. 94) So. Hadley, Mass.	Faile House (p. 126) Westport, Conn.
1,500	\$23,000	\$85,000	\$60,000	\$20,000	\$108,000	\$40,000	\$15,500	\$195,000
0,750	24,150	115,000	58,750	17,950	116,650	37,350	15,150	181,050
6,650	17,450	83,050	42,450	12,950	84,250	27,000	10,950	130,750
2,900	25,150	119,950	61,250	18,700	121,650	38,950	15,800	188,800
2,850	25,150	119,750	61,150	18,650	121,500	38,900	15,800	188,550
5,550	22,150	105,500	53,850	16,450	107,000	34,300	13,900	166,100
0,100	23,850	113,600	58,000	17,700	115,250	36,900	15,000	178,850
5,850	21,800	103,900	53,100	16,200	105,400	33,750	13,700	163,600
0,150	23,850	113,650	58,050	17,700	115,300	36,950	15,000	178,950
1,250	24,400	116,200	59,350	18,100	117,850	37,750	15,300	182,900
5,000	21,900	104,350	53,300	16,250	105,850	33,900	13,750	164,250
8,850	25,600	122,000	62,300	19,000	123,750	39,650	16,100	192,100
7,400	28,250	134,600	68,750	21,000	136,550	43,750	17,750	211,900
9,900	24,650	117,600	60,050	18,350	119,300	38,200	15,500	185,150
1,700	24,100	114,900	58,700	17,900	116,600	37,350	15,150	180,950

Designed for Open World

THE KINDS OF GLASS to employ in a house depend in large measure on its geographical location, site orientation and your objectives. Your L-O-F Glass Distributor or Dealer can be of great assistance. Call him. He's listed under "Glass" in your phone book Yellow Pages. Or get in touch with the nearest Libbey-Owens-Ford District Office.





TO REDUCE SUN GLARE and heat, *Parallel-O-Grey*[®] plate glass was used in these window walls and sliding glass doors. It excludes approximately 50% of natural daylight. Ray Ellison residence, San Antonio, Texas. Architects: R. Roberts Associates, San Antonio.



TO ASSURE YEAR 'ROUND COMFORT and reduce heating and air-conditioning costs, *Thermopane*[®] insulating glass was used in this Moreland Hills, Ohio, home. Architects: Rowley, Payer, Huffman, Leithold, Cleveland, Ohio.



Living...with the right kinds of L-O-F glass to make it practical

→ **FOR TRUER REFLECTIONS**, these sliding mirror doors are made with *Parallel-O-Plate*®— finest plate glass, twin ground to remove surface waviness. Residence of A. H. Davidson, Scottsdale, Arizona. Decorator: Dee Boynton, AID.




Libbey · Owens · Ford
Toledo 2, Ohio


→ **TO KEEP INTERIORS COOLER**, L-O-F Heat Absorbing Plate Glass was used in the Phoenix home of Senator Barry M. Goldwater. It excludes more than 40% of the sun's radiant energy. Architect: Paul Yeager, Phoenix.



→ **FOR BEST VISIBILITY**, clear *Parallel-O-Plate* glass was used in this protected window wall. *Parallel-O-Plate* is twin ground to remove surface waviness that could cause distortion. James A. Richards residence, Scottsdale, Ariz. Designer: Alfred N. Beadle, Phoenix.



For more data, circle 60 on Inquiry Card



Smith, Kratz & Strong

Architects

B.P.O.E. Elks Lodge No. 682
Jacksonville, Ill.

For over 100 years, Architects have relied upon Fiske for the widest choice of artistic designs, materials, craftsmanship and dependability. Now, more than ever, Architectural Metal Work by Fiske . . . in Aluminum, Bronze, Stainless Steel and Iron . . . represents the finest obtainable.

Write for our catalog of designs or send blueprints for quotations.

For Enduring Charm
... Specify
Architectural METAL WORK
by Fiske

Aluminum, Bronze, Stainless Steel and Iron

J. W. Fiske ARCHITECTURAL METALS, Inc.

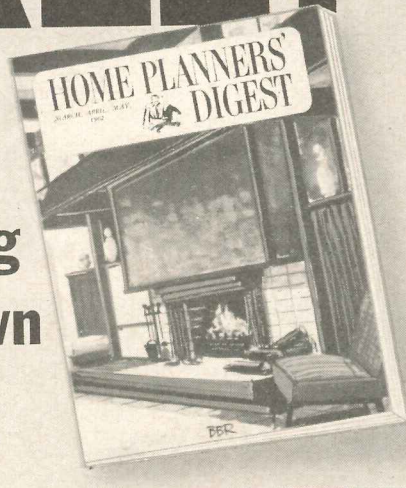
113-115 Pennsylvania Avenue, Paterson 3, New Jersey

ESTABLISHED 1858

For more data, circle 61 on Inquiry Card

FREE!

for
people
planning
their own
home



If you are planning to spend \$10,000 or more to build or modernize a home for your own occupancy, you need the ideas and information in the Home Planners' Digest.

The Digest offers literature from leading firms describing their home products and contains vital editorial matter on home planning. It has helped thousands of new home planning families make sound, long-lasting decisions. It's yours free. Write for qualification form.



HOME PLANNERS' DIGEST

F. W. DODGE CORPORATION

DEPT. AR, 119 W. 40TH STREET, NEW YORK 18, N. Y.

For more data, circle 71 on Inquiry Card

A RECORD SPECIAL REPORT: F. W. DODGE HOUSING CHARACTERISTICS SURVEY

Today's new one-family house, on the average, is larger, has more floor area with more bedrooms and more baths, and more have garages than was the case in 1956, according to the results just announced by F. W. Dodge Corporation in its recent Housing Characteristics and Material Use Survey of New Nonfarm One-Family Houses. It is the only comprehensive survey of the type prepared since 1956.

The Dodge study consists of two parts. Part one is concerned with housing characteristics—the highlights of this part follow. Part two deals with materials and types of construction. The survey revealed the dynamic changes taking place in the materials, component parts and in the method of constructing one-family houses.

According to the survey, the median selling price of a one-family house today is \$17,990, up \$3,490 from 1956. Regionally the highest selling price is in the Northeast at \$19,490. In the West the price is \$19,000, in the North Central Region \$18,000, and in the South \$15,925.

The Dodge study shows that nearly all one-family houses are detached; only one per cent are semi-detached or row houses and these are mostly in the Northeast.

Although one-family houses are predominantly houses of one story, the survey showed that the percentage of one-story houses dropped from 87 per cent of the total in 1956 to 82 per cent in 1961. Moreover, the number of split-level houses increased from 6 to 8 per cent in the five year period. Regionally, the South had 92 per cent one-story houses, the West 90 per cent, the Northeast 63 per cent, and the North Central Region 81 per cent. The greatest per cent of two-story houses, namely 19, was in the Northeast.

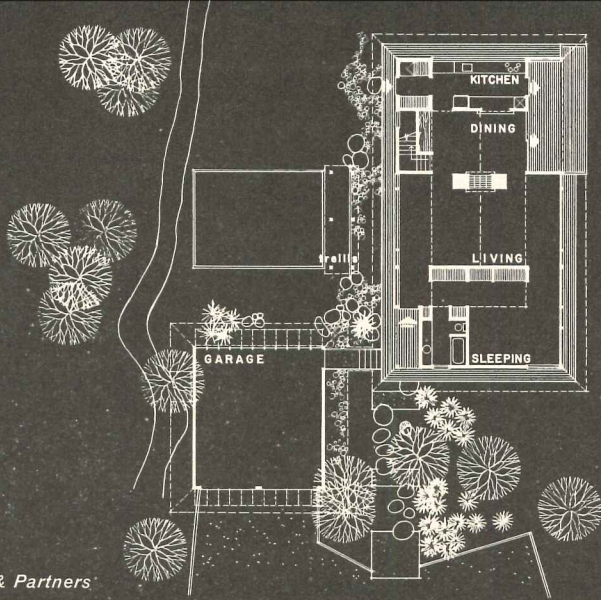
In the Dodge survey the average floor area in new houses in 1961 was 1,448 sq ft, up substantially from 1956. Floor area also reflected a regional difference. In the South, the selling price is less than the national average, but square footage of floor area is above the national average, namely, 1,506. The other figures are West—1,497, Northeast—1,442, North Central—1,358.

Although the number of houses with basements (full or partial) increased only slightly in five years—from 43 to 45 per cent—the number of houses built on slabs increased substantially, going from 16 to 26 per cent. The other houses had crawl space only (27 per cent), or combination crawl space and slab (2 per cent). Geographically, in the Northeast 80 per cent of the houses have basements, in the North Central Region 73 per cent, in the South only 10 per cent, and in the West 16 per cent. The number of houses built on slabs in the South has increased from 31 to 51 per cent; in the West from 9 to 36 per cent.


Although the percentage of houses with three bedrooms remained about the same, 68 per cent compared to 70 per cent in 1956, the percentage of houses with four bedrooms or more increased to 17 per cent of the total. (In 1956 it was 8 per cent.) The increase in houses with four bedrooms was found to be common to all areas.

The survey showed that nearly half (46 per cent) of the houses have two or more baths compared with 28 per cent in 1956. Only one-third of the houses had just one bath.

For more data, circle 62 on Inquiry Card >



Architects: A. O. Bumgardner, A. I. A. & Partners



When the roof is important, specify Red Cedar Shingles

The natural character of genuine Red Cedar Shingles, their unique color, texture, dimension and line cannot be imitated. Rugged, durable, storm and wind-resistant; a Red Cedar Shingle roof ages gracefully, in fact gains character with the years. If you would like complete

information about applications and specifications for this classic material, write: Red Cedar Shingle Bureau, 5510 White-Henry-Stuart Building, Seattle 1, Washington or 550 Burrard Street, Vancouver 1, British Columbia **RED CEDAR SHINGLES**



WHO'LL FILL BROWN'S JOB?

After sympathy, speculation. Natural, human speculation. Who'll fill Brown's job? Someone from the outside or someone on the way up? That empty chair has to be filled.




Management knows the bitter truth, however; that no one can fill Brown's job. Take over his responsibilities, yes. But Brown was at the peak of his powers, the peak of his efficiency when he was struck down by

cancer. You can't buy the years the company put into Brown in the open market place.

You can buy one thing, however, as a business man and as a person. You can buy research to help control and perhaps one day eliminate the disease that struck Brown. According to statistics, one out of four employees will be afflicted with cancer. Send a check now to **CANCER**, c/o your local post office.

AMERICAN CANCER SOCIETY






Give Your Home Distinctive Personality . . . with

TFC

ORNAMENTAL METALWORK



Write TFC Direct or Call one of the TFC Fabricators listed below for
IDEAS, SUGGESTIONS, AND PRICES

- CALIFORNIA**
 Anaheim—Herbst Bros. Metal Products . . . LA 5-0253
 El Monte—Artistic Ornamental Manufacturers . . . GI 3-4559
 Palm Desert—Casa Grande Originals . . . FI 6-6105
 Roseville—Atlas Ornamental Iron Works . . . SU 3-8944
 Yuba City—Meyers Roofing Service . . . SH 2-8509
- CONNECTICUT**
 Bethel—George J. Davis Metalcraft
 Colchester—Hageman Iron Works, Inc. . . . LE 7-2473
 Greenwich—Post Road Iron Works . . . TO 9-6322
 Hamden—State Rail Company . . . CH 8-4436
 Middletown—A & A Welding Iron Works . . . DI 7-3773
 New Britain—Hardware City Welding . . . BA 3-6644
- FLORIDA**
 Jacksonville—Dave's Welding & Ornamental Iron RA 5-5200
- ILLINOIS**
 Aurora—Commercial Steel Supply Co. . . . TW 6-8513
 Bloomington—Del's Welding . . . NE 1-3145
 Chicago—Schmidt Iron Works, Inc. . . . NE 1-3145
 Decatur—Architectural Iron Works . . . 8-4693
 Elgin—William E. Gordon Fabricating . . . SH 2-7050
 Marion—Brattens Artistic Iron Shop . . . WY 3-8374
 Mount Vernon—Ed Lively Ornamental Iron CH 4-3094
 Normal—Normal Welding & Blacksmith . . . 9-8741
 Springfield—DeWall Ornamental Iron Works . . . KI 6-1171
 Springfield—Selvaggio's Ornamental Iron Shop LA 8-1340
- INDIANA**
 Fort Wayne—Leis Ornamental Iron . . . HU 2327

- Grabill—Liechty Ornamental Iron . . . Leo 2238
 Hammond—Wilson Ornamental Iron Works
 Jeffersonville—Kershner's Ornamental Iron BU 2-9652
 Terre Haute—E. T. Hazledine Company . . . Ct 9523
- IOWA**
 Boone—Russell Iron Works
 Cedar Falls—I & E Grosse Co., Inc. . . . CO 6-9702
 Creston—Strecker Ornamental Iron Company . . . 782-2324
 Des Moines—Lister Concrete Products & Ornamental Railings . . . CH 4-3149
 Fort Dodge—Lister Concrete Products & Ornamental Iron . . . 4-7661
 Waterloo—Lister Concrete Products & Ornamental Iron . . . AD 2-4727
- MASSACHUSETTS**
 Lawrence—American Iron Works . . . MU 9-9701
 South Hadley Falls—Bob's Ornamental Ironcraft . . . JE 9-9658
- MICHIGAN**
 Bay City—Bluhm Ornamental Iron Company . . . TW 4-0691
 Detroit—Smith Ornamental Iron . . . WA 3-6228
 Fraser—Durable Conveyors Aid . . . PR 1-9770
 Holt—Ledo Ornamental Iron Works . . . OX 4-6111
 Muskegon—Van Voorhuysen Iron Works . . . 2-809
 Petoskey—Bob Greenwell & Sons . . . 3346
 Saginaw—Acme Welding Works . . . PL 5-8243
- MISSISSIPPI**
 Columbus—Mann Welding Works . . . FA 8-7231
 Jackson—Lee's Welding & Ornamental Service . . . FL 2-8578

- Oxford—Oxford Ornamental Iron . . . 1693
- MISSOURI**
 Gideon—Hudson-Wiseman Company . . . HI 8-3596
 Jefferson City—Capitol Machine Shop . . . 6-4631
 Martinsburg—Renstrom Ornamental Iron HY 2-3266
 St. Louis—Afton Fabricating & Welding Company VE 2-0840
 St. Louis—Le Lu Ornamental Iron . . . LA 7-2654
 Sikeston—Steward Steel Supply Company . . . GR 1-2121
 Springfield—Ornamental Iron and Steel . . . UN 2-7033
- MONTANA**
 Chinook—Sarge's Shop
- NEBRASKA**
 Fairbury—Wagner Welding and Supply . . . 273
- NEW JERSEY**
 Clifton—Keystone Metal Products
 Linden—Public Iron Products . . . HU 6-8130
 South Bound Brook—Sun Industrial Weldery . . . EL 6-0383
 Trenton—Modern Iron Works . . . EX 6-2490
- NEW MEXICO**
 Santa Fe—Luther's Ornamental & Welding . . . YU 2-9185
- OHIO**
 Canton—B & G Ornamental Iron . . . GL 5-9706
 Hamilton—Fred L. Meyers Mfg. Company . . . TW 5-7363
- OKLAHOMA**
 Oklahoma City—Atlas Iron Works . . . WI 3-3695
 Oklahoma City—Oklahoma Wire & Iron Works, Inc. VI 2-3366
- OREGON**
 Portland—H. S. Swan Company . . . CA 3-3417

- PENNSYLVANIA**
 Ambler—Camburn's Welding Service . . . MI 6-4059
 Andalusia—J. J. Mathias Ornamental Iron ME 9-5111
 Chalfont—Chalfont Welding & Iron Works . . . VA 2-2862
 Easton—Paul A. Finken . . . BL 3-8481
 Quakertown—Quakertown Ornamental Iron Works . . . KE 6-5983
 Windsor—Smith Ornamental Iron . . . RL 2-2523
- RHODE ISLAND**
 Providence—Columbus Ornamental Iron Works . . . GA 1-5430
- SOUTH CAROLINA**
 No. Charleston—Brailsford Metal Works . . . 4-1819
- TENNESSEE**
 Midtown—C & D Metal Products
- TEXAS**
 Amarillo—Virden Permbilt . . . FL 6-2761
 Austin—Weigl Ornamental Iron Works . . . GR 8-3870
 Bellaire—Bellaire Welding Company . . . MO 4-4271
 Dallas—Nesbit Metal Company . . . FL 2-4600
 Edinburg—Shirey's Ornamental Iron Works . . . DU 3-4742
 FORT WORTH—Oliver Ornamental Iron Company . . . JE 5-2127
 Midland—The Ornamental Shop . . . MU 2-5583
 New Braunfels—Heimer's Blacksmith & Welding . . . MA 8-3521
 Tyler—Nowlin's Ornamental Iron Works . . . 4-9395
- VIRGINIA**
 Hampton—Jacob Home Improvements . . . PA 2-1997
 London Bridge—London Bridge Mach. & Welding Co. . . GA 8-2361




Write For Free Colorful 16-Page Booklet "100 Ideas in Metalwork For Your Home."
TENNESSEE FABRICATING COMPANY
 America's Foremost Supplier of Ornamental Metalwork
 1619 GRIMES ST. • MEMPHIS 6, TENNESSEE

For more data, circle 63 on Inquiry Card

Whatever your timing need...

Intermatic
has the switch
to control it!

Include the safety and convenience of automatic lighting control in your building designs. Specify dependable Intermatic Time Controls... over 100 different models to meet the requirements of most applications.



For example, there's an Intermatic for:

- * CONTROL OF ON-OFF OPERATIONS IN RELATION TO RISING AND SETTING OF THE SUN
- * HEAVY DUTY APPLICATIONS UP TO 27,500 WATTS
- * STANDARD ON-OFF 24-HOUR TIMINGS
- * SKIPPING OPERATION ON SELECTED DAYS

And there's still more! But, see for yourself...send now for Intermatic's new *Time Control Guide*, a complete reference book for nearly every timing need. Just fill in the coupon. No obligation of course.



SEE OUR CATALOG
IN SWEET'S



INTERNATIONAL REGISTER COMPANY, INC.
2620 West Washington Blvd., Chicago 12, Illinois
Please send me your TIME CONTROLS GUIDE (52-DD)

NAME _____
COMPANY _____
ADDRESS _____
CITY _____ ZONE _____ STATE _____

For more data, circle 64 on Inquiry Card

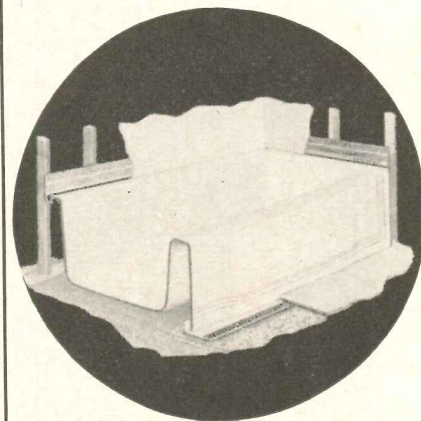
PHOTOGRAPHERS OF RECORD HOUSES OF 1962

Photographs of the houses by the following photographers appear on pages noted

- | | |
|---|--------------|
| MORLEY BAER
7 Greenwood Common
Berkeley 8, California | 66 |
| NORMAN F. CARVER JR.
3201 Lorraine Avenue
Kalamazoo, Michigan | 114 |
| ROBERT DAMORA
Pound Ridge Road
Bedford Village, New York | 52 |
| DEARBORN-MASSAR
49 West 92nd Street
New York 25, New York | 98 |
| ALEXANDRE GEORGES
94 South Mountain Road
New City, New York | 62 |
| ANDRÉ KERTESZ
31 Union Square
New York, New York | 94 |
| BILL MARGERIN
118 East 30th Street
New York, New York | 118 |
| JOSEPH W. MOLITOR
80, 102, 136
P. O. Box 549
112 Pine Avenue
Ossining, New York | 140 |
| ED NANO
517 Huron Road
Cleveland 15, Ohio | 90 |
| MARC NEUHOF
207 East 43rd Street
New York 17, New York | 76 |
| MAYNARD PARKER
2230 Lemoine Street
Los Angeles, California | 130 |
| WARREN REYNOLDS
Infinity Inc.
614 East Grant Street
Minneapolis 3, Minnesota | 106, 122 |
| EZRA STOLLER
Kirby Lane North
Rye, New York | 70, 110, 126 |
| ROGER STURTEVANT
162 Clipper Street
San Francisco 14, California | 84 |

Prevent Bathtub SAGGING

with



LUCKE BATHTUB HANGERS

*Essential—but
often overlooked*

Make certain that every bathtub installed in your projects is insured against settling and subsequent water seepage. Lucke tub hangers distribute the weight of the tub evenly on all joists and a special flange insures a perfect water seal when bonded with Lucke Leak Proof Filler. This mastic compound is guaranteed to maintain its elasticity during extreme temperatures.

Used in quality houses, motels, hospitals and institutions for over 20 years.

WILLIAM B. LUCKE, INC.

514 Poplar Drive, Wilmette, Illinois

Please send me without obligation, a folder illustrating and describing how Lucke Leak-proof Bathtub Hangers may be used with various type and size bathtubs.

NAME

- | | |
|-----------------------------------|------------------------------------|
| <input type="checkbox"/> Engineer | <input type="checkbox"/> Architect |
| <input type="checkbox"/> Plumber | <input type="checkbox"/> Builder |




Street

City Zone

State

For more data, circle 65 on Inquiry Card

For more data, circle 66 on Inquiry Card ➤




Find the common denominator . . .

Nesbitt Baseboard Radiation (the common denominator to comfort) brings quiet, genial warmth and good looks to every room in the house—regardless of size, shape or decorative scheme. It offers wall-to-wall protection . . . space economy . . . contemporary lines . . . custom finish . . . value and satisfaction!

You give more and you get more when you specify Nesbitt Baseboard
—a product of Excellence by John J. Nesbitt, Inc., Philadelphia 36, Pa.

Nesbitt **BASEBOARD RADIATION**
—styled especially for today's architect-designed homes



INDEX TO ADVERTISED PRODUCT INFORMATION

Acme-National Refrigeration Co., Inc.	159	Filon Plastics Corp.	16	Nesbitt, Inc., John J.	191
American Biltrite Rubber Co. . .	8	Fiske Architectural Metals, Inc., J. W.	186	Northrop Architectural Systems	4
American Cancer Society	188	Flintkote Co., The	22	Nutone, Inc.	1A-1B
American Cyanamid Co. (Bldg. Products Div.)	42-43	Follansbee Steel Corp.	47	Pomona Tile Mfg. Co.	172
American Gas Association .	174, 194	Frantz Mfg. Co.	166	Portland Cement Association	4th Cover
American-Saint Gobain	10	Frigidaire Div., G.M.C.	23 to 26	Pratt & Lambert, Inc.	12
American Telephone & Telegraph Co.	39	General Electric Co.	170-171	Raynor Mfg. Co.	38
Amsterdam Corp.	167-168	Hall-Mack Co.	40	Red Cedar Shingle Bureau	187
AMTICO Flooring Division ...	8	Home Planners' Digest	186	Republic Steel Corp.	164-165
Andersen Corp.	44-45	Home Ventilating Institute ...	50	Rock Island Millwork Co.	36-37
Aqua-Lectric, Inc.	28	In-Sink-Erator Mfg. Co.	46	Rolscreen Co.	17 to 20
Azrock Floor Products Div.	14	International Register Co., Inc.	190	Rowe Mfg. Co.	30
Barnebey Cheney	193	Jenn-Air Products Co., Inc. ...	163	Southern Pine Association	6
Bell Telephone System	39	Kennatrack Corp.	156-157	Stephens Jackson Company ...	162
Bethlehem Steel Co.	152-153	Kentile, Inc.	2nd Cover	Strawberry Bank Craftsmen, Inc.	166
Briggs Mfg. Co.	3	Libbey-Owens-Ford Glass Co.	184-185	Talk-a-phone Co.	169
Bruce Company, E. L.	147	Lucke, Inc., William B.	190	Tennessee Fabricating Co.	189
Burnham Corporation	158	Ludowici-Celadon Co. ...	3rd Cover	United States Plywood	41
Cabot, Inc., Samuel	151	Marsh Wall Products, Inc.	29	Uvalde Rock Asphalt Co.	14
California Redwood Association	173	Martin-Marietta Co.	48-49	Western Pine Association ..	31 to 34
Caradco, Inc.	160-161	Miller Sliding Glass Door Co. .	169	Woodbridge Ornamental Iron Co.	148
Case Mfg. Co.	149-150	National Lumber Mfgrs. Association	180-181		
Citizens Utilities Co.	155				
Elkay Mfg. Co.	175				

NEW YORK—James E. Boddorf, Sales Mgr.; Tom Tredwell, Advertising Mgr.; Blake Hughes, Marketing Mgr.; Richard Crabtree, Business Mgr.; Benton B. Orwig, Director of New Business Development; Joseph R. Wunk; Advertising Production Mgr.; Harry M. Horn, Jr., Michael J. Davin, 119 W. 40 St.; BOSTON—Harry M. Horn, Jr., 355 Park Square Bldg.; BUFFALO—Benton B. Orwig, James B. Ryan, 310 Delaware Ave.; CHICAGO—Robert T. Franden, James A. Anderson, Robert Kliesch, Douglas S. Brodie, 1050 Merchandise Mart; CLEVELAND—John C. Jackson, Louis F. Kutscher, James B. Ryan, 321 Hanna Bldg.; DETROIT—Louis F. Kutscher, 527 Free Press Bldg.; LOS ANGELES—Wettstein, Nowell & Johnson, Inc., 627 S. Lafayette Park Pl.; MIAMI—Michael J. Davin, 802 N. W. First St.; PHILADELPHIA—Tom Tredwell, Michael J. Davin, Broad & Locust Streets; PITTSBURGH—John C. Jackson, 411 Seventh Ave.; PORTLAND—Wettstein, Nowell & Johnson, Inc., 1921 S. W. Washington St.; ST. LOUIS—John I. Howell, Robert T. Franden, 3842 W. Pine Blvd.; SAN FRANCISCO—Wettstein, Nowell & Johnson, Inc., 417 Market St.

NEW LITERATURE

continued from page 179

PINE WINDOWS

"Accent on Windows" has 20 pages of sketches and specifications about windows of ponderosa pine, with both interiors and exteriors shown. *Rock Island Millwork Co., Rock Island, Ill.*

CIRCLE 296 ON INQUIRY CARD

BATHROOM ACCESSORIES

Medicine cabinets, vanity and lavatory mirrors, and bathroom accessories are illustrated in a 32-page catalog. Details, materials, and dimensions are included. *The F. H. Lawson Co., Dept. P, Cincinnati 4, Ohio*

CIRCLE 297 ON INQUIRY CARD

LIGHTING FIXTURES

(A.I.A. 31-F-2) Both multiple and single lighting fixtures are included in a 12-page booklet. *Metropolitan Lighting Fixture Co., Inc., 16 E. 39th St., New York 16, N.Y.*

CIRCLE 298 ON INQUIRY CARD

FOOD WASTE DISPOSERS

(A.I.A. 29-H-61) A four-page folder gives details on six models of food waste disposers, all designed for quiet operation and one-man installation. *National Rubber Machinery Co., 920 Lafayette Road, Medina, Ohio*

CIRCLE 299 ON INQUIRY CARD

OVERLAY PLYWOODS

(A.I.A. 19-F) Overlay plywoods for siding and other uses are described in a four-page folder. The plywoods have two layers of prime paint. Four types of siding are available. *Evans Products Co., 1029 S. W. Alder Street, Portland 5, Ore.*

CIRCLE 300 ON INQUIRY CARD

WOOD CABINETS

Eight pages of full-color photographs show wood cabinets designed for kitchens, bathrooms, bedrooms, dining rooms, and family rooms. *The I-XL Furniture Co., Inc., Goshen, Ind.*

CIRCLE 301 ON INQUIRY CARD

GARAGE DOORS

A four-page folder illustrates how garage doors can gain a distinctive appearance with applied, inset, or painted designs. *Crawford Door Co., Detroit 5, Mich.*

CIRCLE 302 ON INQUIRY CARD

LAWN WATERING

Details on an automatic control system with indoor timer console for watering the lawn are given in a folder. *Straza Industries, 790 Greenfield Drive, El Cajon, Calif.*

CIRCLE 303 ON INQUIRY CARD

An auditorium full of odor experts



It simply isn't enough to cool and heat the air you circulate in today's office, public hospital or school auditorium. Your nose will tell you the minute you step inside that the odor problem is still unsolved.

More outside air is no longer the answer. It's often as contaminated with odors as the inside air—and it's costly to throw away the air you've already heated or cooled.

Air recirculated through activated charcoal filters is odorless—iresher than outside air usually is. It lets you design as close to total recirculation of inside air as you wish and save on both the initial investment and operating costs of heating and cooling equipment.

Write for Bulletin No. T-410, or give us the details of your application and we will supply specific data.

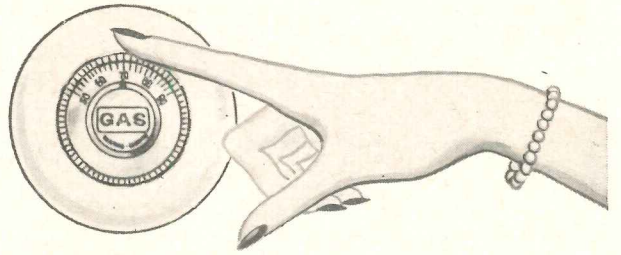
Barnebey-Cheney, Columbus 19, Ohio.

activated charcoal air purification

Barnebey Cheney

For more data, circle 67 on Inquiry Card

One touch
gives you whole-house comfort
winter and summer!



You live in your house all year—why not be comfortable all year? It's easy to heat *and air-condition* your home the thrifty, efficient way, with Gas. Planning both together gives you a far better system, for less money, particularly when you choose Gas. That way, one thermostat gives complete climate control for the whole house. And what family wouldn't be healthier and happier, in a clean, filtered, humidity-controlled atmosphere that's warmed in winter and cooled in summer? Gas systems cost less to own and operate—save you thousands of dollars over the years. Don't settle for less—don't pay more than you should. *Get Gas.* Any heating contractor or your Gas company will help with your plans.

AMERICAN GAS ASSOCIATION


LIVE
MODERN
FOR LESS
WITH ...


GAS
HEAT



Look for this sign
of a quality home

For more data, circle 70 on Inquiry Card



**THE BRICKS
ON
THESE HOMES
WERE
NAILED ON . . .**

995 Unit Capehart Housing Project. Kincheloe Air Force Base, Kinross, Michigan. Architects, Engineers; Coder Taylor Associates, Kenilworth, Illinois. This project, one of several, used over 1¼ million NAILON Facing Bricks.


. . . and will last the life of the buildings

NAILON Facing Brick is a hard burned clay product, used successfully for many years, offering the strength and appearance of highest quality face brick on new or old construction. NAILON is self-supporting and can be applied to any nailable surface, with no increase in foundation over that required for frame construction. Weight is 75% less than 4" brick, or 9 lbs. per sq. ft. applied.

One inch thick NAILON Facing Brick, with preformed nail holes, is swiftly nailed in any weather with only an occasional chalk line check. Therefore, substantial savings result, not only in material cost, but also in flexibility of crews and deadlines. NAILON Facing Brick will not discolor, fade or need any maintenance.



The best designs are more exciting in concrete



“Space Frame” house of concrete is assembled in 4 days from precast units

*Award-winning house from Concrete Industries 1961
Horizon Homes Program. Architect: Robert Damora,
Bedford Village, N.Y.*

Out of the 1961 Horizon Homes Program comes this imaginative new design. The “Space Frame” house is all concrete. It is based on 16- x 16-foot modules that can be individually roofed, walled and floored. Only 6 standard sizes of precast concrete beams and panels are used.

Scores of floor plans are possible, with complete flexibility of living space. Modules can be grouped in any number, and in any arrangement of rooms, courts, terraces and gardens.

Each house can be distinctive, yet the ready-made concrete components permit fast construction schedules along with moderate over-all costs. Today, concrete offers architects unlimited opportunities for new concepts in home design. **Plan to enter the Concrete Industries Horizon Homes Program.**



Broad entrance terrace, formed by one of the basic “Space Frame” units. Floor is of 2' x 16' precast concrete panels.

PORTLAND CEMENT ASSOCIATION *A national organization to improve and extend the uses of concrete*

For more data, circle 69 on Inquiry Card