

ARCHITECTURAL RECORD

CONFRONTING NATURE

THE AFTERMATH OF HURRICANE KATRINA

ALSO IN THIS ISSUE

INTO THE EARTH

WHERE ARCHITECTURE
MEETS TOPOGRAPHY

McGraw-Hill
CONSTRUCTION

10
2005

\$9.95

A PUBLICATION OF THE MCGRAW-HILL COMPANIES

www.architecturalrecord.com


[Between us, ideas become reality.]

plays well with others

Infusions™ accent canopies can add a playful personality to any interior space. Mix and match colors and textures to create your own custom configurations. Installation is as easy as child's play – so use as many as it takes. After all, the more the merrier.

1-877-ARMSTRONG

armstrong.com/infusions



Featured Colors: Indigo Surf & Cultured Pearl

CIRCLE 1 ON READER SERVICE CARD OR GO
TO ARCHRECORD.CONSTRUCTION.COM/PRODUCTS/





Circa
Form 10



Descending from above to change the world of site lighting, Circa is an inspired design, a perfect symmetry subtly sculpted to appeal at every viewing angle. Now, there is also the exciting option of electrifying color by way of an illuminated LED halo. Circa is the latest and surely most stunning series of high performance luminaires from Gardco. Integrated pole top luminaires that subtly eliminate mounting arms, an elegant post top and a building mounted sconce, all feature legendary Gardco glare-free, sharp cutoff illumination. Circa. Bold. Elegant. Inspiring. And entirely new.



GARDCO
LIGHTING

www.sitelighting.com

**CIRCLE 2 ON READER SERVICE CARD OR GO
TO ARCHRECORD.CONSTRUCTION.COM/PRODUCTS/**



Circular Waterwall, 394" tall
Fünfensteiner Granit
Stainless steel insertion

The KUSSER Fountain System

Fountains
Pools
Interactive Features
Water Tables
Waterfalls
Waterwalls
... at its Best

KUSSER FountainWorks
Full service design, production
Solid or Clad stone finishes
Finest equipment, specifications
25 years experience
www.KusserUSA.com
800-919-0080

CIRCLE 3 ON READER SERVICE CARD OR GO
TO ARCHRECORD.CONSTRUCTION.COM/PRODUCTS/

ARCHITECTURAL RECORD

EDITOR IN CHIEF

Robert Ivy, FAIA, rivy@mcgraw-hill.com

MANAGING EDITOR

Beth Broome, elizabeth_broome@mcgraw-hill.com

DESIGN DIRECTOR

Anna Egger-Schlesinger, schlesin@mcgraw-hill.com

DEPUTY EDITORS

Clifford A. Pearson, pearsonc@mcgraw-hill.com

Suzanne Stephens, suzanne_stephens@mcgraw-hill.com

Charles Linn, FAIA, Profession and Industry, linnc@mcgraw-hill.com

SENIOR EDITORS

Sarah Amelar, sarah_amelar@mcgraw-hill.com

Sara Hart, sara_hart@mcgraw-hill.com

Deborah Snoonian, P.E., deborah_snoonian@mcgraw-hill.com

William Weathersby, Jr., bill_weathersby@mcgraw-hill.com

Jane F. Kolleeny, jane_kolleeny@mcgraw-hill.com

Rita Catinella Orrell, rita_catinella@mcgraw-hill.com

PRODUCTS EDITOR

NEWS EDITOR

Sam Lubell, sam_lubell@mcgraw-hill.com

DEPUTY ART DIRECTOR

Kristofer E. Rabasca, kris_rabasca@mcgraw-hill.com

ASSOCIATE ART DIRECTOR

Clara Huang, clara_huang@mcgraw-hill.com

PRODUCTION MANAGER

Juan Ramos, juan_ramos@mcgraw-hill.com

WEB EDITOR

Randi Greenberg, randi_greenberg@mcgraw-hill.com

WEB DESIGN

Susannah Shepherd, susannah_shepherd@mcgraw-hill.com

WEB PRODUCTION

Laurie Meisel, laurie_meisel@mcgraw-hill.com

EDITORIAL SUPPORT

Linda Ransey, linda_ransey@mcgraw-hill.com

Monique Miller, monique_miller@mcgraw-hill.com

COPY EDITOR

Leslie Yudell

ILLUSTRATOR

I-ni Chen

EDITORIAL ASSISTANTS

Gregory Hafkin, Amanda Webb

EDITOR AT LARGE

James S. Russell, AIA, jamesrussell_editor@earthlink.net

CONTRIBUTING EDITORS

Raul Barreneche, Robert Campbell, FAIA, Andrea Oppenheimer

Dean, David Dillon, Lisa Findley, Blair Kamin, Nancy Levinson,

Thomas Mellins, Robert Murray, Sheri Olson, FAIA, Nancy B.

Solomon, AIA, Michael Sorkin, Michael Speaks, Ingrid Spencer

Naomi R. Pollock, AIA

David Cohn, Claire Downey, Tracy Metz

SPECIAL INTERNATIONAL CORRESPONDENT INTERNATIONAL CORRESPONDENTS

GROUP PUBLISHER

James H. McGraw IV, jay_mcgraw@mcgraw-hill.com

VP, ASSOCIATE PUBLISHER

Laura Viscusi, laura_viscusi@mcgraw-hill.com

VP, MARKETING AND BUSINESS DEVELOPMENT

David Johnson, dave_johnson@mcgraw-hill.com

VP, GROUP EDITORIAL DIRECTOR

Robert Ivy, FAIA, rivy@mcgraw-hill.com

GROUP DESIGN DIRECTOR

Anna Egger-Schlesinger, schlesin@mcgraw-hill.com

DIRECTOR, CIRCULATION

Maurice Persiani, maurice_persiani@mcgraw-hill.com

Brian McGann, brian_mcgann@mcgraw-hill.com

Chris Meyer, chris_meyer@mcgraw-hill.com

DIRECTOR, MARKETING COMMUNICATION

Susan Valentini, susan_valentini@mcgraw-hill.com

DIRECTOR, MULTIMEDIA DESIGN & PRODUCTION

Stephen R. Weiss, stephen_weiss@mcgraw-hill.com

MANAGER, ADVERTISING PRODUCTION

Ike Chong, ike_chong@mcgraw-hill.com

DIRECTOR, FINANCE

Charles Pinyan, cpinyan@mcgraw-hill.com

DIRECTOR, SPECIAL PROJECTS

Reprint Management Services, architecturalrecord@reprintbuyer.com

REPRINTS

EDITORIAL OFFICES: 212/904-2594. Editorial fax: 212/904-4256. E-mail: rivy@mcgraw-hill.com. Two Penn Plaza, New York, N.Y. 10121-2298. **WEB SITE:** www.archrecord.com. **SUBSCRIBER SERVICE:** 877/876-8093 (U.S. only). 609/426-7046 (outside the U.S.). Subscriber fax: 609/426-7087. E-mail: p64ords@mcgraw-hill.com. AIA members must contact the AIA for address changes on their subscriptions. 800/242-3837. E-mail: members@aia.org. **INQUIRIES AND SUBMISSIONS:** Letters, Robert Ivy; Practice, Charles Linn; Books, Deborah Snoonian; Record Houses and Interiors, Sarah Amelar; Products, Rita Catinella Orrell; Lighting and Interiors, William Weathersby, Jr.; Residential, Jane F. Kolleeny; Web Editorial, Randi Greenberg.

ARCHITECTURAL RECORD: (ISSN 0003-858X) October 2005. Vol. 193, No. 10. Published monthly by The McGraw-Hill Companies, 1221 Avenue of the Americas, New York, N.Y. 10020. Periodicals postage paid at New York, N.Y. and additional mailing offices. Canada Post International Publications Mail Product Sales Agreement No. 40012501. Return undeliverable Canadian addresses to: DPGM Ltd., 2-7496 Bath Road, Mississauga, ON L4T 1L2. Email: P64ords@mcgraw-hill.com. Registered for GST as The McGraw-Hill Companies. GST No. R123075673. **Postmaster:** Please send address changes to ARCHITECTURAL RECORD, Fulfillment Manager, P.O. Box 566, Hightstown, N.J. 08520. **SUBSCRIPTION:** Rates are as follows: U.S. and Possessions \$64; Canada and Mexico \$79 (payment in U.S. currency, GST included); outside North America \$199 (air freight delivery). Single copy price \$9.95; for foreign \$11. Subscriber Services: 877/876-8093 (U.S. only); 609/426-7046 (outside the U.S.); fax: 609/426-7087. **SUBMISSIONS:** Every effort will be made to return material submitted for possible publication (if accompanied by stamped, self-addressed envelope), but the editors and the corporation will not be responsible for loss or damage. **SUBSCRIPTION LIST USAGE:** Advertisers may use our list to mail information to readers. To be excluded from such mailings, send a request to ARCHITECTURAL RECORD, Mailing List Manager, P.O. Box 555, Hightstown, N.J. 08520. **OFFICERS OF THE MCGRAW-HILL COMPANIES:** Chairman, President and Chief Executive Officer: Harold McGraw III. Executive Vice President and Chief Financial Officer: Robert J. Bahash. Executive Vice President, Human Resources: David L. Murphy. Senior Vice President and General Counsel: Kenneth M. Vittor. Senior Vice President, Corporate Affairs, and Assistant to the President and CEO: Glenn S. Goldberg. Principal Operating Executives: Kathleen A. Corbet, President, Standard & Poor's; Henry Hirschberg, President, McGraw-Hill Education; Scott C. Marden, President, McGraw-Hill Information and Media Services. **MCGRAW-HILL CONSTRUCTION:** Norbert W. Young, Jr., FAIA, President, Vice President and CFO: Louis J. Finocchiaro. **COPYRIGHT AND REPRINTING:** Title © reg. in U.S. Patent Office. Copyright © 2005 by The McGraw-Hill Companies. All rights reserved. Where necessary, permission is granted by the copyright owner for libraries and others registered with the Copyright Clearance Center (CCC), 222 Rosewood Drive, Danvers, Mass. 01923. To photocopy any article herein for personal or internal reference use only for the base fee of \$1.80 per copy of the article plus ten cents per page, send payment to CCC, ISSN 0003-858X. Copying for other than personal use or internal reference is prohibited without prior written permission. Write or fax requests (no telephone requests) to Copyright Permission Desk, ARCHITECTURAL RECORD, Two Penn Plaza, New York, N.Y. 10121-2298; fax 212/904-4256. For reprints call 800/360-5549 X 129 or e-mail architecturalrecord@reprintbuyer.com. Information has been obtained by The McGraw-Hill Companies from sources believed to be reliable. However, because of the possibility of human or mechanical error by our sources, The McGraw-Hill Companies or ARCHITECTURAL RECORD does not guarantee the accuracy, adequacy, or completeness of any information and is not responsible for any errors or omissions therein or for the results to be obtained from the use of such information or for any damages resulting therefrom.

**McGraw Hill
CONSTRUCTION**

ABC **MIPA**

The McGraw-Hill Companies

THE AMERICAN INSTITUTE OF ARCHITECTS 2005 BOARD OF DIRECTORS • OFFICERS: Douglas L. Steidl, FAIA, MRAIC, President; Kate Schwennsen, FAIA, First Vice President; Shannon Kraus, AIA, Vice President; Thomas R. Mathison, FAIA, Vice President; RK Stewart, FAIA, Vice President; John C. Senhauser, FAIA, Secretary; James A. Gatsch, FAIA, Treasurer; Ana Guerra, Associate AIA, Associate Representative to the AIA Executive Committee; Saundra Stevens, Hon. AIA, CACE Representative to the AIA Executive Committee; Norman L. Koonce, FAIA, Executive Vice President/CEO. • **REGIONAL DIRECTORS:** Peter J. Arsenault, AIA, NCARB, LEED AP; Douglas E. Ashe, AIA; Michel C. Ashe, AIA; Ronald J. Battaglia, FAIA; William D. Beyer, FAIA; Michael Broshar, AIA; David J. Brotman, FAIA; Randy Byers, AIA; Tommy Neal Cowan, FAIA; Jacob Day; Jeremy Edmunds, Associate AIA, LEED AP; Glenn H. Fellows, AIA; Robert D. Fincham, AIA; Jonathan L. Fischel, AIA; Marion L. Fowlkes, FAIA; Saul Gonzalez, The Hon. Jeremy Harris, Hon. AIA; John J. Hoffmann, FAIA; William E. Holloway, AIA; Clark Llewellyn, AIA; Marvin J. Malocha, FAIA; Clark D. Manus, FAIA; Linda McCracken-Hunt, AIA; Carl F. Meyer, FAIA; George H. Miller, FAIA; Elizabeth E. Mitchell; Hal P. Mungler, AIA; Robin L. Murray, AIA, PP; Celeste A. Novak, AIA, LEED AP; Gordon N. Park, CDS, AIA; David R. Proffit, AIA; Marshall E. Purnell, FAIA; Miguel A. Rodriguez, AIA; Jerry K. Roller, AIA, NCARB; Jeffrey Rosenblum, AIA; Robert L. Selby, FAIA; Norman Strong, FAIA; Leslie T. Thomas, AIA; J. Benjamin Vargas, AIA; Bryce A. Weigand, FAIA. • **AIA MANAGEMENT COUNCIL:** Norman L. Koonce, FAIA, Executive Vice President/CEO; James Dinegar, CAE, Chief Operating Officer; Richard J. James, CPA, Chief Financial Officer; Jay A. Stephens, Esq., General Counsel; Helene Combs Dreiling, FAIA, Team Vice President, AIA Community; Ronald A. Fauchaux, PhD, Esq., Team Vice President, AIA Government Advocacy; Barbara Sido, CAE, Team Vice President, AIA Knowledge; Elizabeth Stewart, Esq., Team Vice President, AIA Public Advocacy; David Downey, CAE, Assoc. AIA, Managing Director, AIA Communities by Design; Suzanne Harness, AIA, Esq., Managing Director and Counsel, AIA Contract Documents; Richard L. Hayes, Ph.D., RAIC, AIA, CAE, Managing Director, AIA Knowledge Resources; Brenda Henderson, Hon. AIA, Managing Director, AIA Component Relations; Christine M. Klein, Managing Director, AIA Meetings; Carol Madden, Managing Director, AIA Membership Services; Philip D. O'Neal, Managing Director, AIA Technology; C.D. Pangallo, EDD, Managing Director, AIA Continuing Education; Terence J. Poltrack, Managing Director, AIA Communications; Phil Simon, Managing Director, AIA Marketing and Promotion; Laura Viehmyer, SPHR, CEBS, CAE, Chief Human Resources Officer.

Technical Glass Products is a trademark of Technical Glass Products. Neopariés is a registered trademark of Nippon Electric Glass Co., Ltd.

WRAP YOURSELF IN LIGHT

CRYSTALLIZED GLASS PANELS

neopariés[®]

neopariés[®] 

- Perfect for wall cladding, countertops, floors, tables
- Non-porous surface is highly resistant to acid & alkali exposure
- Resists pollution & graffiti, minimizing maintenance costs
- Smooth, reflective surface reduces need for artificial lighting
- Stronger & lighter than marble or granite
- May be formed into curved panels
- For interior & exterior use

Call or visit us online
for more information on
these exciting products.
800.426.0279
tgpamerica.com

CIRCLE 4 ON READER SERVICE CARD OR GO TO ARCHRECORD.CONSTRUCTION.COM/PRODUCTS/



 **TGP**
Technical Glass Products



www.weathershield.com/AR

Sometimes, a spectacular finish is the start of a **GREAT DESIGN.**

Shown here: Anodized dark bronze
aluminum exterior Weather Shield®
casement windows tastefully
coordinated with a matching archtop
transom unit. This is one of seven
anodized colors offered by Weather
Shield. Each provides lasting beauty
that resists chipping or peeling, even
under intense exposure to the sun.
For complete sizing and ordering
information, call **1-800-477-6808**
or visit **weathershield.com/AR**

**CIRCLE 5 ON READER SERVICE CARD OR GO
TO ARCHRECORD.CONSTRUCTION.COM/PRODUCTS/**



Demand better. Compromise nothing. **Want More™**

Weather Shield® Premium Windows and Doors




crank it up



Continental terminal
at Cleveland Hopkins
International Airport.
Architect: The Smith
Group. Glass fabricated
by Oldcastle Glass®.

Way up! Because with Oldcastle Glass® sound-resistant glazing it will stay nice and quiet inside. That's due to our **sound dampening interlayers that result in a 50% reduction in perceived noise levels.** That's great news for architects and designers faced with shielding a building's interior from increasing exterior noise. Think—airport terminals, building facades in hectic cities or any building adjacent bustling highways. And sound-resistant glazing is merely the beginning of **the most comprehensive collection of architectural glass products available anywhere.** Call **1-866-653-2278** for more information or to speak with an architectural glass specialist, or visit us at the new **www.oldcastleglass.com** and **do more with glass.**



According to the U.S. Department of Transportation, noise levels have risen at an unprecedented rate over the past 30 years. Our sound-resistant interlayers can reduce those levels up to 50%.



Oldcastle Glass® *Where glass becomes architecture™*

The Third Annual McGraw-Hill Construction INNOVATION CONFERENCE

SHAPING THE FUTURE OF DESIGN AND CONSTRUCTION

Enabling Imagination Enhancing Process Enriching Design

Presented by *Architectural Record* in partnership with
Engineering News-Record and *New York Construction News*.



Innovation: Shaping the Future of Design and Construction
qualifies for 6 HSW Continuing Education Credits



**Innovation Conference Case Study:
The Hearst Building, New York City**
Norman Foster, Architect

connecting people_projects_products

McGraw Hill CONSTRUCTION

Find us online at www.construction.com

REGISTER NOW!

AGENDA

Tuesday, November 15, 2005

1:30 PM Welcome and Keynote Address

Neil Gershenfeld, Director, The Center for Bits and Atoms,
Massachusetts Institute of Technology

2:00 PM Session 1: Radical New Materials

Each new building material has a unique development trajectory dictated by market forces, scientific, and creative breakthroughs. This panel of experts will reveal the secrets of how innovation is achieved through the various cycles of material development:

Moderator: Blaine Brownell, NBBJ Architects, author of *Transmaterial*.

Big picture thinking and global material trends/trajectories:

Blaine Brownell, NBBJ Architects

Material development driven by design needs:

Gregg Brodarick, B.lab Italia, Gallarate, Italy

Marrying lab-created new materials with creative uses:

Abhinand Lath, SensiTile Systems

Materials driven to market by manufacturers who innovate:

Edward Peck, Foiltec NA

3:45 PM Session 2: Fresh from the lab: Innovative materials for building construction

Materialist **Robin Reigi**, of Robin Reigi Art and Objects, and **Rita Catinella**, Architectural Record's New Products Editor, will guide the audience through what's new, what's hot and what is not quite ready yet.

4:30 PM Keynote Address: Can you see it now?

How four-dimensional visualization tools bridge the gap between materials innovation and the way we fabricate and build. Speaker to be Announced.

5:00 PM Reception in the Materials Exhibit Hall

Attendees will experience the new materials for themselves and can take home samples.

Wednesday, November 16, 2005

7:30 AM Continental Breakfast in the Materials Exhibit Hall

8:30 AM Session 3: Digitally-enabled fabrication

Construction professionals are using sophisticated new tools to go from CAD-files to the factory floor in seconds. Here's how.

Moderator: **George Petrides**, President, Petrides Homes LLC

An overview of digital fabrication techniques, and their implications on building information modeling:

Branko Kolarevic, Irving Distinguished Visiting Professor, Ball State University

Digital fabrication from a manufacturer's point of view:

Ruben Suarez, Vice President Architectural Division, 3form, Inc.

Innovations in automated housing prefabrication:

George Petrides, President, Petrides Homes LLC.

Digital fabrication from the small firm's point of view:

Cory Sharples, Partner, SHoP Architects.

10:00 AM Session 4: Case Study: The Hearst Building, New York City

Representatives from Norman Foster and Partners, Flack and Kurtz, Cantor Seinuk, Turner Construction, Tishman Speyer, and the Hearst Corporation will participate in a joint presentation detailing the innovations at work in this remarkable building.

Moderator: **Alexander C. Richter**, Associate, Adamson Associates.


Association Partner



Sponsor



Supporting Sponsor



The Conference will be held at
McGraw-Hill Corporate Headquarters,
1221 Avenue of the Americas, New York City

TO REGISTER CONTACT:

Chuck Pinyan, 212/904-4634 or
chuck_pinyan@mcgraw-hill.com

or go to www.construction.com/event/2005Innovation/

The McGraw-Hill Companies



mirage is inspiration

How will you make your design statement? We suggest the flooring that brings every color, texture and nuance you've envisioned to life - in hardwoods from the traditional to the exotic, of a quality and consistency second to none.



The Only Floor for Homelovers

MIRAGE PREFINISHED HARDWOOD FLOORS | 800.463.1303 | Get inspired at www.miragefloors.com/403

CIRCLE 7 ON READER SERVICE CARD OR GO TO ARCHRECORD.CONSTRUCTION.COM/PRODUCTS/

ARCHITECTURAL RECORD

10.2005

On the Cover: *Highway 61 Entering New Orleans*. Photograph by Neil Alexander
Right: *Chichu Art Museum*. Photograph by Tadao Ando



Special News Section

42 **SPECIAL REPORT: In the wake of Hurricane Katrina**

For continuous updates on the developing story of the aftermath of Hurricane Katrina, go to www.archrecord.com.

Departments

23 Letters*

30 Editorial: *Elegy for a Dream Queen**

32 Photo Essay: *New Orleans in the aftermath*

69 *Archrecord2: For the emerging architect* *

73 Critique: *After the flood* by Michael Sorkin

79 Books: *Essays and monographs*

85 Snapshot: *Hill of Hope* by Ingrid Spencer

255 Dates & Events*

283 Record House of the Month by Suzanne Stephens*

Features

94 *Landform Future* by Paula Deitz

Architects and landscape architects are engaging topography.

102 Photo Essay: *Star Axis*

Projects

115 Introduction: *From the ground up* by Robert Ivy, FAIA

116 *Chichu Art Museum, Japan* by Naomi R. Pollock, AIA*

Tadao Ando Architect & Associates

Half buried, a museum focuses attention on light and sky.

124 *Arnold Arboretum Leventritt Shrub and Vine Garden, Boston*

by Deborah Snoonian, P.E.*

Reed Hilderbrand Associates / Maryann Thompson Architects

A garden for plant experts honors the plants that are its lifeblood.

128 *César Manrique Foundation Studio, Canary Islands*

by Sam Lubell*

Palerm + Tabares de Nava Arquitectos

In a landscape of lava, a studio space for artists emerges.

132 *Paul Klee Center, Switzerland* by Suzanne Stephens*

Renzo Piano Building Workshop

Sinuuous curves define a museum, engaging architecture with earth.

138 *Water Purification Facility and Park, Connecticut* by Sara Hart*

Steven Holl Architects

An elegant facility reestablishes public works as works of art.

Building Types Study 850

149 Introduction: *Airports* by James S. Russell, AIA

150 *Madrid Barajas Airport, Spain* by David Cohn*

Richard Rogers Partnership and Studio Lamela

158 *Ben Gurion Terminal 3, Israel* by Andrea O. Dean*

Skidmore, Owings & Merrill / Moshe Safdie & Associates

166 *Dallas/Fort Worth Terminal D, Texas* by James S. Russell, AIA*

HNTB / HKS / Corgan Associates

172 *Sea-Tac South Terminal Expansion, Washington* by John Pastier*

NBBJ

For 7 additional airport projects, go to Building Types Study at www.archrecord.com.

Architectural Technology

181 *Flights of Fancy in Long-Span Design*

by Nancy B. Solomon, AIA*

New airport terminals feature breathtaking roof structures.

191 Tech Briefs: *Environmental hazards* by Deborah Snoonian, P.E.*

Residential

209 Introduction: *California's antisprawl solution* by Jane Kolleeny

210 *700 Palms Residence* by Joseph Giovannini

Steven Ehrlich Architects

216 *Lee Tree House* by Ann Jarmusch

Public

220 *Santa Barbara Residence* by Allison Milionis

Nick Noyes Architecture

226 *310 Waverley Residence* by John King

David Baker + Partners, Architects

231 *Residential Products* by Rita Catinella Orrell

Products

237 *Wood & Resilient Flooring* by Rita Catinella Orrell

245 Product Briefs

252 Product Literature

264 Reader Service*

262 AIA/CES Self-Report Form*

AR is the proud recipient of a

National Magazine Award for General Excellence



* You can find these stories at www.archrecord.com, including expanded coverage of Projects, Building Types Studies, and Web-only special features.

In This Issue:

Pages 197-201 **Designing with American Hardwoods:
A Sustainable, Versatile Material Choice**

Sponsor: The Hardwood Council

LEARNING OBJECTIVES:

- Explore environmentally preferable uses of American hardwoods.
- Specify and use American hardwoods more effectively and sustainably.
- Understand how life cycle thinking facilitates green building products assessment.

Pages 203-207 **Fluid Applied Air/Moisture Barriers for Moisture Control and
Mold Prevention in Wall Construction**

Sponsor: Sto Corp.

LEARNING OBJECTIVES:

- Know the components of fluid applied air/moisture barriers.
- Compare the advantages of fluid air/moisture barriers with building wraps and other moisture barriers.
- Identify design considerations when incorporating fluid applied air/moisture barrier systems into wall assemblies.

This month at archrecord.construction.com



Building Types Study—Airports

As airline woes again drive rock-bottom American airport designs, international hubs make passenger amenity a priority. Airports featured are in Madrid, Spain; Tel Aviv, Israel; Dallas/Ft. Worth, Texas; and Seattle/Tacoma, Washington.

Sponsored by



Firm: PGAL
Photo: Richard Payne, FAIA



Hardouin House, Austin, Texas
Firm: Alterstudio
Courtesy Alterstudio

archrecord2

In Design, an Austin firm moves from residential projects to the big time with a commission for a hotel. Also, young architects in Chicago take on the challenge of urban recycling.



New Orleans
Courtesy FEMA

Special Feature

McGraw-Hill Construction is working to bring you the latest industry-related news from hurricane-affected areas, including Podcasts and other multi-media resources to help you find answers.



Record Houses 50 cover.
Mid-April 1984

Residential

California's inspired anti-sprawl solution? Bring new life to the suburbs. Also, Record House of the month.

Sponsored by



connecting people_projects_products

Dodge
Sweets
McGraw_Hill
CONSTRUCTION
Architectural Record
ENR
Regional Publications

Find us online at www.construction.com

The McGraw-Hill Companies

Elements of The Era® Collection

The Era® Collection includes interchangeable heritage style outdoor luminaires, support arms, poles, and base covers.



KIM LIGHTING

16555 East Gale Avenue
City of Industry, CA 91745
626/968-5666

www.kimlighting.com

Made in America



CIRCLE 8 ON READER SERVICE CARD OR GO
TO ARCHRECORD.CONSTRUCTION.COM/PRODUCTS/

You can already tell exactly what kind of house it's going to be.





The right windows and doors help bring your plans to life beautifully. Specify Marvin, and you're assured of complete design flexibility and better-performing windows and doors with superior aesthetics. That includes furniture-grade interiors, consistent sight lines and the tightest tolerances possible — along with countless design options, from cladding profiles to hardware choices. Call 1-800-236-9690 or visit marvin.com

MARVIN [®]
Windows and Doors

**CIRCLE 9 ON READER SERVICE CARD OR GO
TO ARCHRECORD.CONSTRUCTION.COM/PRODUCTS/**



1950

1955

1956

1974

1975

1985

2000

SOONERS

NUCOR
VULCRAFT GROUP

HOW
SOLID STEEL
— | HELPED STRENGTHEN | —
OKLAHOMA
PIGSKIN.

Because Oklahoma weather is so volatile, the OU Sooners desperately needed an indoor practice facility. But the construction site was so small, there was no room to store the mammoth bowstring and long-span joists needed to support the building's roof. So when the Nucor Vulcraft Group was able to deliver the steel in precisely timed waves, we were able to help finish the project ahead of time. And give the Sooners the ability to practice through rain, sleet, snow and dark of night. 24/7 if need be. Sorry about that, guys.

It's Our Nature.®



— | Visit www.vulcraft.com | —

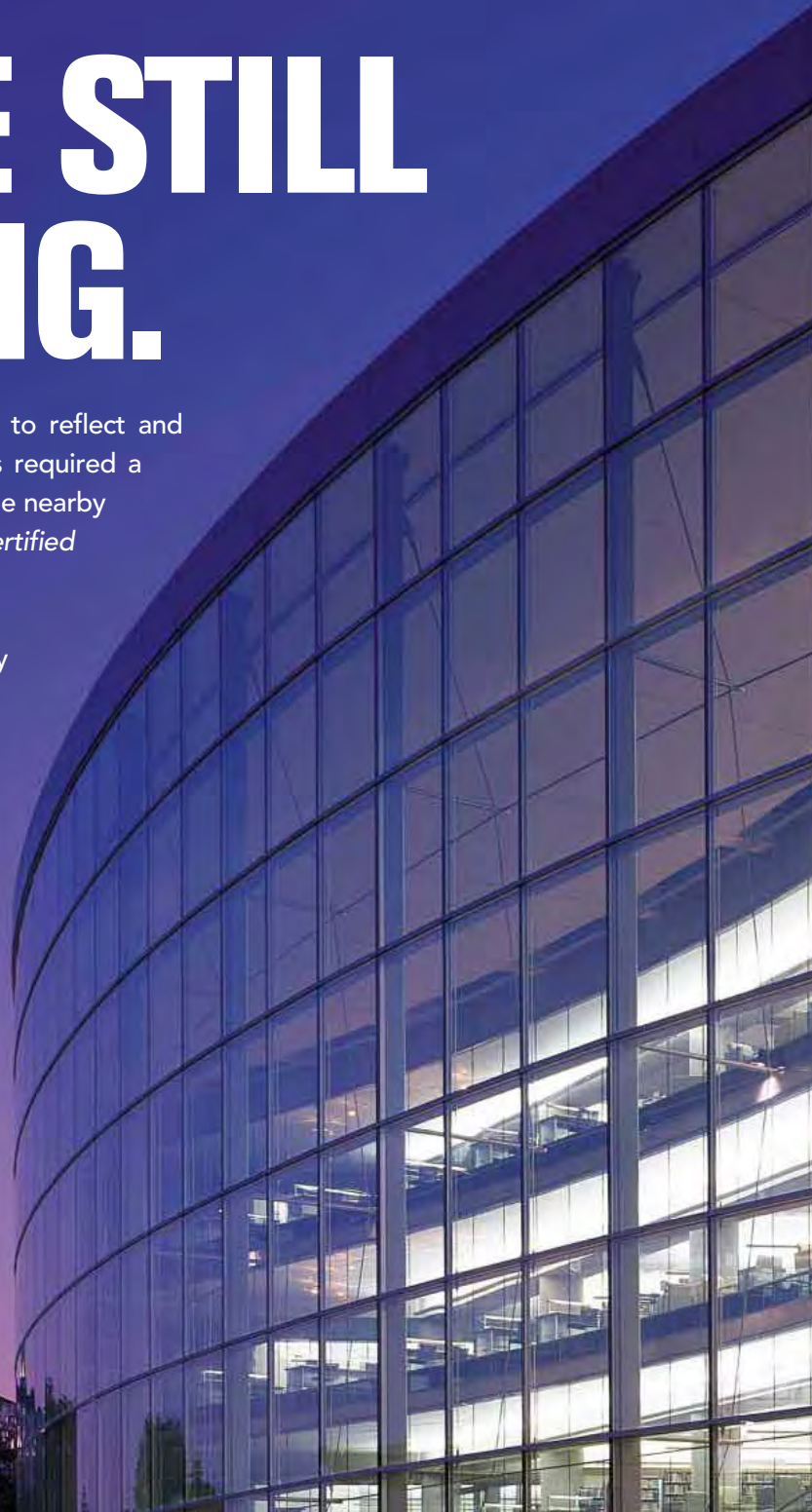
CIRCLE 10 ON READER SERVICE CARD OR GO
TO ARCHRECORD.CONSTRUCTION.COM/PRODUCTS/

LOOKS ARE STILL EVERYTHING.

The goal for Salt Lake City's new main library building was to reflect and engage the city's imagination and aspirations. Achieving this required a sweeping and sunlit design, a desire to embrace the view of the nearby Wasatch Mountains, and a call to a member of the *PPG Certified Fabricator*SM Program.

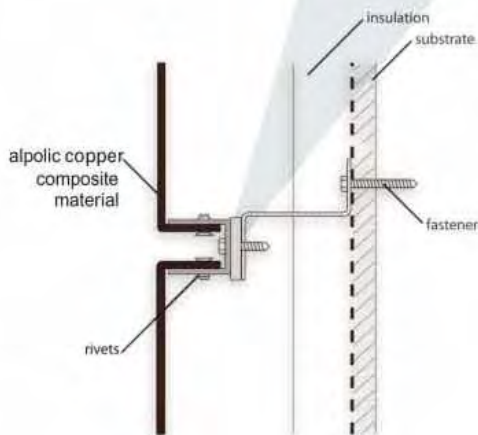
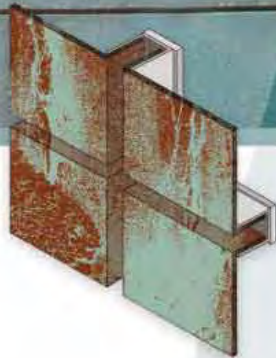
Bringing this level of open, compelling design to a public library also brings an elevated concern for UV protection and heating costs – which can complicate a tight schedule. But by specifying one of PPG's high-performance glasses through a *PPG Certified Fabricator*SM, you get the right glass from a qualified, local supplier – delivered at the right time.

PPG offers a wide range of energy-saving glass products that look great and perform even better. Including *Solarban*® 60 – the solar control low-E glass that's engineered to look like clear, uncoated glass. Or *Sungate*® 500 low-E glass which, when used with spectrally selective tinted glasses, delivers an ideal combination of aesthetics and performance. Call the PPG Solutions Hotline today for samples or the name of a *PPG Certified Fabricator*SM that's near you: 800-377-5267.





CIRCLE 11 ON READER SERVICE CARD OR GO
TO ARCHRECORD.CONSTRUCTION.COM/PRODUCTS/



THEY DON'T BUILD THEM LIKE THEY USED TO. THEY BUILD THEM BETTER, WITH ALPOLIC®.

When a Massachusetts based biotechnology company wanted their new laboratory building to convey the company's proud heritage, their architects chose panels of ALPOLIC® Copper Composite Material (CCM), consisting of a thermoplastic core bonded between two thin sheets of copper. In addition to offering a zero maintenance finish, ALPOLIC® Copper composite panels feature the same superior durability, flatness, strength and ease of fabrication found in all ALPOLIC® Aluminum and Metal composite materials. But the ALPOLIC® Copper panels offered still another advantage: to satisfy the architect's design intent, their genuine copper surface could be treated with a unique patina process to make them look as if they had aged naturally for years! For a look that conveys the image you want, look to the global innovators of Metal Composite Material (MCM). Look to ALPOLIC®. For more information, call 1-800-422-7270 or visit us at www.alpolic-usa.com.

PROJECT: New England Biotech | Boston, Massachusetts

ARCHITECT: Jung-Brannon Architects

SYSTEM/FABRICATOR: Root and Return Open Joint | Ipswich Bay Glass

PRODUCT: ALPOLIC™s Copper Composite Material (CCM) Post-Pre-Patina Finish

ALPOLIC®
Reflecting The Future, Today.

©2005 Mitsubishi Chemical America, Inc. All Rights Reserved.

Letters

A time to rebuild

As you can imagine, New Orleans, Baton Rouge, and the region will forever be changed. Hurricane Katrina and the second disaster of levees breaking has been a tragedy of historical proportions.

Our local professional landscape is also deeply affected. Displaced owners of architectural practices and related building professionals of all types, such as urban planners, interior designers, landscape architects, engineers, and contractors, are pouring into our community from all affected parishes. Business owners and their employees have lost everything, including property, equipment, and records. Many are taking immediate action to move their operations to new locations, such as Baton Rouge, Louisiana's state capital and the nearest functioning city west of Hurricane Katrina's impact zone. Myself and colleagues in the Baton Rouge design community are proactively assisting many of these people in their search for office space and employment.

In the meantime, I believe that our profession will find itself called to new levels of responsibility and leadership. It is important for all architects to seek direction from the AIA on how to participate in the emergency response while preparing for a spike in workload as relief and recovery actions begin. Moreover, now is the time for our profession and its leaders to reach out with elected officials to gather information from resources like the AIA for studies and best practices on rebuilding after such physical devastation, as well as planning for rapid expansion as will occur in Baton Rouge and other locations.

While we personally find ways to aid the relief effort, we are preparing for the rebuilding by spearheading the organization of a team of thinkers to define and respond to the design challenges

that lie ahead, the greatest of which will be to reconceptualize the engineering and architectural strategies of one of the world's most unique urban environments known for its food, music, social history, and exquisite examples of vernacular and historical architecture descending from the intersection of French, African, Spanish, and Caribbean influences. —*Trey Trehan, AIA*
Baton Rouge, La.

An architects' union when?

After reading about the split in the UFL/CIO, I was reminded of when I first started working in New York City in the 1960s. At the time, there had been an effort by some architects to unionize the profession. It was in response to low wages, but mainly related to the long hours: 60 hours a week or more and being paid for only 40. This was prevalent then and is probably more prevalent now. I know a number of young architects who are working under these conditions.

We all know the reason for this: too few jobs along with many who will work for almost nothing just to be involved in professional work. Also, there still persists the notion that architecture is such a wonderful profession that money is not important; anyone who wants a decent salary and humane working hours is often considered not fit for the creative work.

I'm surprised that unionizing the profession hasn't been attempted since then.

—*Roy A Euker, AIA*
New York City

Screwed up

Why not consider moving the proposed Santiago Calatrava design for the Chicago waterfront to the World Trade Center site? I can think of no better symbol for the fiasco that has become the Freedom Tower than a

giant, undulating screw emerging from lower Manhattan.

—*Andrew D. Kelton*
Via e-mail

Disturbing developments

I wanted to thank you for including Paul Goldberger's Commentary [page 61] and Robert Campbell's Critique [page 67] in your September issue. I, too, have been disturbed by the developments that have taken place concerning the rebuilding of the World Trade Center site over the past four years. Not only have the solutions proposed thus far been disappointing from an architectural and urbanistic point of view, but the politics that surround everyone from the governor to the architect(s) must be described, at best, as disgusting. Four years ago, the World Trade Center site presented the most important urban and architectural opportunity in our country in recent history; now, it is clear that both architects and the American people have foolishly decided not to take advantage of their chance to demonstrate leadership and strength, but instead to fall back on a self-serving, backward-looking tangle of mediocrity.

Well, folks, we now have another chance. In light of the destruction that Hurricane Katrina wrought over more than 200 miles of the Gulf Coast, it is now whole cities that need our attention. In my eternal optimism, I want to believe that this can and will be different, and that we will not, once again, fall back on old tricks. This is a time where we need leadership and vision, not celebrity and fashion. The rebuilding of the Gulf Coast will take years of hard work and strong leadership. In the past, architects have been content to give up their responsibility, and this lack of conviction, while perhaps lucrative for the profession, is deadly to the world around us. We have forgotten the critical point that, more

important than the desires of any client, architecture has a social role to fulfill. Ultimately, architecture is not just about passing the buck to make a buck, it's about being a part of the process that creates meaningful places that become part of our daily lives.

—*James Fullton*
New Haven

A sad state

Thank you for Paul Goldberger's Commentary and Robert Campbell's Critique of the latest Freedom Tower design. I agree wholeheartedly with both of these bold analyses and, sadly, must concur with Mr. Campbell's wish that this tower never gets built. The World Trade Center project has become an embarrassing example of dysfunction at many levels. That so many talented, capable, and well-intentioned people could have arrived at this state of affairs makes me afraid for the future of our country, particularly in the light of the next challenge we will face: the rebuilding of New Orleans.

—*Chris Miller, AIA*
Woodstock, Vt.

Corrections

In the September Tech Briefs [page 179] about Chicago's Mandatum, the artist, Brother Mark Elder, and the architecture firm involved, Vasilko and Associates Architects, should have been given credit. In September's feature on the Robin Hood Foundation's library initiatives [page 86], Marion Weiss and Michael Manfredi should have been designated as codesigners of the library at P.S. 42. In July's Walker Art Center story [page 98], Christian Richters was not credited for his photo (upper right). In June's article on the Yawkey Center [page 126], Viola Rouhani, AIA, should have been designated AIA.

Send letters to rivy@mcgraw-hill.com.

True grid.



AltusGroup introduces a better way to build with precast: CarbonCast™ architectural and structural systems. The difference is the C-GRID™ on the inside: an innovative carbon fiber reinforcing technology that makes CarbonCast components lighter, stronger and more durable than conventional precast—at no additional cost. And because they're lighter in weight and inherently energy

efficient, CarbonCast components are also greener. CarbonCast is brought to you by AltusGroup—precast industry leaders guaranteeing coast-to-coast delivery, consistent quality and uniform design standards no matter where your project is located. For more information call 866-GO-ALTUS or visit our web site: www.altusprecast.com.

 carboncast™



 altusgroup

 C-GRID™
REINFORCED

C-GRID is a trademark of TechFab, LLC

CIRCLE 13 ON READER SERVICE CARD OR GO
TO ARCHRECORD.CONSTRUCTION.COM/PRODUCTS/



As your
project
comes
to an
end,



be certain
your problems
aren't just
beginning.



When a design project reaches its final strokes, you don't want to end up with your back against the wall. That's why **savvy designers specify AWI Quality Certification** on custom architectural woodwork projects. AWI's internationally-recognized Quality Certification Program helps design professionals **verify the skills of woodwork providers, ensuring compliance** with the AWI

Quality Standards during fabrication, finishing and installation when inspected.

Call **800-449-8811** or visit **awinet.org** to register your next architectural

woodwork project.

And get an extra measure of assurance before you find yourself in a tight spot.



AWI ARCHITECTURAL
WOODWORK
INSTITUTE



ROCKY MOUNTAIN

BRONZE ARCHITECTURAL HARDWARE

S

When you touch one of our handles, there's a strength and integrity you can feel. Every piece is cast in solid, art-grade bronze and finished in your choice of seven patinas. Carry your signature throughout a project by creating a custom design or selecting from our wide product line. Each choice is backed by a lifetime guarantee.

888.552.9497

rockymountainhardware.com

ROCKY MOUNTAIN®
H A R D W A R E

CIRCLE 15 ON READER SERVICE CARD OR GO TO ARCHRECORD.CONSTRUCTION.COM/PRODUCTS/

As an architect with pending projects in the Middle East, India or the Pacific Rim and China, you could begin to benefit immediately by contacting CENTRIA.

E A S T E R N H E M I S P H E R E S M A R T

CENTRIA manufactures high quality wall and roof systems in Asia for fast delivery to projects anywhere in the hemisphere. In addition, CENTRIA provides architectural design and structural engineering services at any phase of your project. On site, CENTRIA can help manage projects, troubleshoot, and provide installation supervision.

In many ways, CENTRIA can save you time, reduce your costs, and help your project run more smoothly – which makes a call to CENTRIA very smart.



CENTRIA

www.CENTRIA.com

North America **1.800.759.7474**

China **+86 (0)21 5831 2718**

Dubai **+971.4.339.5110**

CIRCLE 16 ON READER SERVICE CARD OR GO TO ARCHRECORD.CONSTRUCTION.COM/PRODUCTS/



proven performance

structural glazing

weatherproofing sealants

consistent quality

silicone pioneer

adhesive strength

impact resistance

product longevity

green construction

problem solver

technical expertise

superior warranties

risk reduction

proactive collaboration

trusted ally

respected brand name

industry leadership

reliable supply

global resources

commitment to quality



Time Warner Center, New York, New York / Co-Developers, Columbus Centre Developer LLC, a subsidiary of The Related Companies, and Apollo Real Estate Advisors / Architect, Skidmore, Owings & Merrill LLP

One million square feet of glass to install. One chance to get it right.

Your reputation is on the line with every curtainwall project. Rely on Dow Corning for silicone adhesives and sealants that deliver uncompromising quality, superior performance and unmatched product warranties. Count on us as your global partner for outstanding service and support, innovative solutions, technical expertise and reliable supply. Do it right. Do it once. Learn more at www.dowcorning.com/constructionresources.

Earn AIA Credit
New course from Dow Corning at
www.archrecord.construction.com

Construction
Solutions

DOW CORNING

TERRAZZO GIVES YOUR IMAGINATION WINGS



Mold-resistant and nonporous, Terrazzo is the perfect choice for high traffic flooring. Terrazzo's sustainability, low maintenance and lifecycle costs keep this choice in flooring well grounded; while its limitless design possibilities and color palette will make your imagination take flight.

Terrazzo — a floor that truly performs!

Contact us at: **1.800.323.9736**

or visit us at: **WWW.NTMA.COM**

Terrazzo

A PERFORMING ART

Job Name: Jacksonville International Airport
Location: Jacksonville, Florida
Architect: Reynolds, Smith & Hill
Photographer: David Laudadio

CIRCLE 18 ON READER SERVICE CARD OR GO
TO ARCHRECORD.CONSTRUCTION.COM/PRODUCTS/



Elegy for a Dream Queen

Editorial

By Robert Ivy, FAIA

When the weather forecasters began to warn that the hurricane might take a turn up the Mississippi River, pass over our scented, magical city, then stall over Lake Pontchartrain, dumping millions of gallons of water on New Orleans, I took one look at my wife and said, “We’re leaving.” She was six months pregnant. So as the city hunkered into an eerie quietude, and superhuman force transformed rain into a shower of small nails, we filled up the car, locked the door, and headed up Calhoun Street, out onto the freeways, and ultimately across the causeway.

It was a harrowing journey, buffeted by winds kicking up whitecaps across the lake, the car rocking from side to side in the gray hours of the early morning exodus. Holly sat quietly in the adjacent seat, clearly petrified, but not letting on. I gripped the wheel like the helm of a sailboat and headed north, my palms slippery and warm. Little did we know that high winds would follow us 250 miles up the Interstate, reminding us of the daunting night we had just passed through, all accompanied by weather updates from the radio. Hours later we made it to the hermetic safety of my parents’ home, but not without regrets.

Like anyone who has ever left the place, we felt we had abandoned the shade-filled city that normally sheltered us from the subtropical sun. No place, before or since, has so pervasively affected our emotions as New Orleans, tingeing our daily lives, and our subsequent brief encounters, with the blues: She hurt, but hurt so good. It was almost as if the city breathed, she was so tangible, so it pained us to leave.

But our evacuation didn’t happen this year. The hurricane was Carmen, not Katrina, the year was 1974, and she ultimately skipped past New Orleans, as major storms had done since Betsy in the 1960s. As scores of commentators have reported, the city has been facing this reality for decades. Ultimately, my son was born, grew up, and had children of his own with no memory of our flight. Neither our caution, fear, nor feelings infected them.

This time, New Orleans’s luck ran out, and there is no one to

blame but indifferent Nature, with a capital N. We are all hurt, anyone who has lived there and loved the place, hurt for all the pain the current residents feel, losing family members or friends, losing homes, possessions, but all we can do today is grieve. We also sense a physical reaction to the violation of our city—cultivated, civilized, greener than imagination, rich, fading, renewing, odorous, open—God, we have all loved her.

Now, the evacuees have been forced to leave, as if a corpse were taking last gasps, as we, the survivors, look on from glowing screens. What can we do? How can we help? At this moment, still deep in the overburden of lake water, our path seems unclear, except for reaching out to the expected sources. The late Walker Percy, New Orleanian, addressed the plight of onlookers to tragedy in his book *The Message in the Bottle*.

However, I’m too committed to give up or to abandon feeling. While the Dream Queen may be struck down, she’s been mortally wounded before by disease and fire, by war and flood. Waters will recede; she’ll pull up and remake herself, not dead or dying, but ready for a fight and another dance. Like me, too many people love her. She cannot fail—only fade for a while.

The casualties, however, will not return. No one can replace a single spouse lost to flood, or quell demons haunting a traumatized child. We have to rebuild, and build better, avoiding cheap solutions, lowest bids, and graft. The vast history of the place (which looms like a form of interlocking human memory) demands it, and we are intent on restoring her to her splendid life. We’ll dry her out, clean her up: She’s ingrained in us.

Sleep tonight, old beauty. We’re coming back.





Looking toward Canal Street on Carondelet Street, in the business district.



Right: Statues of Henry Clay and Benjamin Franklin stand alone in the once-tree-shaded Lafayette Square.

New Orleans in the aftermath

Photography by Neil Alexander

Generations of artists and photographers have documented the sensory wealth of New Orleans, including Edgar Degas, Clarence John Laughlin, and Henri Cartier-Bresson, but few have weathered a hurricane there and lived to share their imagery. While many in the Crescent City rushed to escape Katrina's advancing winds, local architectural photographer Neil Alexander remained battened down in his house near Coliseum Square, then caught a series of images—at once terrifying and beautiful—that capture the city's green and drowning essence.



A 19th-century residence on Coliseum Square the afternoon of the hurricane.



The open-air French Market after Katrina. It had been slated for restoration.



A Baptist church in Uptown lost most of its stained-glass windows.




The rising tide, as seen near Carrollton Avenue and Xavier University.



A helicopter rescues residents on St. Claude Avenue.



A bungalow in the Ninth Ward, which fell victim to a nearby canal breach.



Bourbon Street, normally bustling, stands empty after Katrina.



Modified Sydney Bench. Model A2 Steel, stainless steel or aluminum. Contoured metal seat.

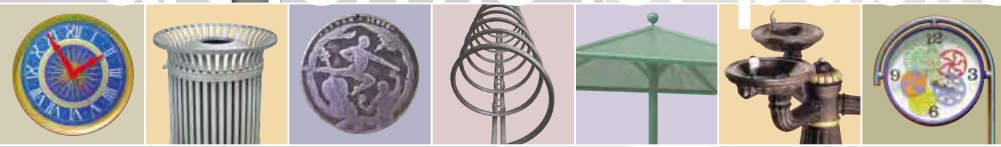


Pantlind Bollard Size: 9" base x 43" high. Cast iron or aluminum. Illuminated.

Custom Stainless Steel Clock



art forms for public spaces



Canterbury International design team can provide major design solutions or implement your ideas from concept to completion. We have installations in over 20 countries, as well as in all major cities in the United States. The key to leadership is developing new materials, and finding new ways of combining quality durability and artistry.

Boy on a Skateboard Lifecast sculpture. Location: Springfield Library, Springfield, Missouri Artist: Guillermo Castaño



If you can imagine it, we can build it! Call us with your most challenging project.

Canterbury International

800.935.7111

323.936.7111

323.936.7115 fax

canterburyinc@earthlink.net

www.canterburyintl.com

CIRCLE 19 ON READER SERVICE CARD OR GO TO ARCHRECORD.CONSTRUCTION.COM/PRODUCTS/



French Tree Grate



PADC Recycler Model 102 Side door opening

Innovation inspired by insight.

When your name is backed by nearly 50 years of practice management experience, you have a perspective like no one else. Our seminars for the design professional can help you earn credits, stay on top of current issues and be prepared for what's coming.

Join us for the Skills. Solutions. Success. seminar series:

Benchmarking

Utilizing Lessons Learned: Claims & Case StudiesLas Vegas, NV • February 24, 2005

Emerging Risks

Developing Solutions to Emerging RisksDallas, TX • March 10, 2005

Intellectual Property

Get Smart About Intellectual PropertyChicago, IL • April 18, 2005

Negotiations

Seven Steps to Negotiating SuccessSeattle, WA • September 20, 2005

Project Delivery

Navigating Successful Project DeliveryAtlanta, GA • October 18, 2005

Benchmarking

Utilizing Lessons Learned: Claims & Case StudiesNew York, NY • November 3, 2005

For more information or to make a reservation, visit www.PlanetRiskManagement.com/seminars.html or call us at 301.951.9753.



**CIRCLE 20 ON READER SERVICE CARD OR GO
TO ARCHRECORD.CONSTRUCTION.COM/PRODUCTS/**

Passion for Performance

Each discipline has its passion. Ours is metal. In this case, Classic Hummer customers are treated to a world of high performance, before they enter the dealership, with MBCI's precisely engineered standing seam roofing system.

When your designs call for uncompromising quality, count on us to bring your design specifications to reality, with the kind of rugged, fully warranted performance your clients demand.

Project: Classic Hummer, Grapevine, Texas
 Architect: Callahan & Associates, Kennedale, Texas
 Roofing System: MBCI's Curved BattenLok®

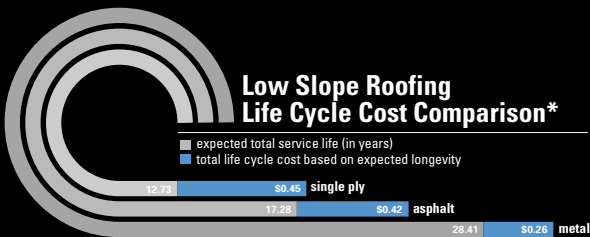


www.mbc.com

16 MBCI locations to serve you

CIRCLE 21 ON READER SERVICE CARD OR GO TO ARCHRECORD.CONSTRUCTION.COM/PRODUCTS/

Houston, TX (877) 713-6224 • Adel, GA (888) 446-6224 • Atlanta, GA (877) 512-6224 • Atwater, CA (800) 829-9324
 Dallas, TX (800) 653-6224 • Indianapolis, IN (800) 735-6224 • Lubbock, TX (800) 758-6224
 Memphis, TN (800) 206-6224 • Oklahoma City, OK (800) 597-6224 • Omaha, NE (800) 458-6224
 Phoenix, AZ (888) 533-6224 • Richmond, VA (800) 729-6224 • Rome, NY (800) 559-6224
 Salt Lake City, UT (800) 874-2404 • San Antonio, TX (800) 598-6224 • Tampa, FL (800) 359-6224





Imagine *the* possibilities.

Weyerhaeuser's *Duraflake*® FR particleboard is the preferred solution when you need a flame-retardant panel for interior walls, elevator cabs, architectural woodwork, fixtures and cabinetry.

Our *Duraflake*® FR particleboard has fire-retardant distributed evenly throughout the panel, making it an effective Class A, UL®-classified substrate. *Duraflake*® FR is approved by major state and city agencies for use as an internal, non-structural panel in airports, hospitals, high-rises, schools, restaurants, malls

and other public buildings. *Duraflake*® FR is a good substrate for wood veneers and laminates and is very versatile as a design element. It can be easily routed, drilled, beveled and machined without affecting the flame-spread rating.

Imagine the possibilities.

 **Weyerhaeuser**
The future is growing™

Composite Products Business

CIRCLE 22 ON READER SERVICE CARD OR GO
TO ARCHRECORD.CONSTRUCTION.COM/PRODUCTS/

1-888-650-6302 • www.weyerhaeuser.com



Only one fabric
GIVES HOMEOWNERS
the greatest comfort with
YOUR AMENITIES PACKAGE.

No one can claim greater durability, beauty and reliability than Sunbrella® brand fabrics. Over 40 years ago, we pioneered beautiful performance fabric, leading the way in making outdoor living the incredible trend it is today. In addition, we offer the best limited warranty in the business, which will make homeowners especially comfortable in selecting Sunbrella. So find out how you can create a unique complement to your outdoor room designs. Ask your local awning fabricator about Sunbrella or call Glen Raven Custom Fabrics Customer Service at 336-221-2211.

SUNBRELLA® is a registered trademark of Glen Raven, Inc.
The Montreux Furniture Collection courtesy of Tropitone™, Inc. Installation by Custom Canvas Structures, Tampa, FL.



www.sunbrella.com

**CIRCLE 23 ON READER SERVICE CARD OR GO
TO ARCHRECORD.CONSTRUCTION.COM/PRODUCTS/**



PEOPLE WILL THINK YOU'RE A GENIUS FOR PUTTING ART ON THE CEILING.



If you're searching for ceiling options to make your project a thing of beauty, Simplex Ceilings' diverse selection of products can most certainly help you out. From airports to casinos, we've helped architects and contractors for over 50 years make their projects look even better than they imagined. By following the wave of design and manufacture of commodity and specialty acoustical metal ceilings, we offer a flexible variety of incredible-looking shapes, colours and finishes.

All to satisfy your architectural and design requirements regardless if the application is institutional, industrial or commercial.

So when it comes to designing your project's ceiling, and you want it to look as great as possible, contact Simplex Ceilings.



SIMPLEX CEILINGS
A DIVISION OF INTALITE INC.

CIRCLE 24 ON READER SERVICE CARD OR GO TO ARCHRECORD.CONSTRUCTION.COM/PRODUCTS/

TOLL FREE: 1 800 638-5726

THE NEW WAVE IN CEILINGS

WWW.SIMPLEXCEILINGS.COM

SPECIAL REPORT: HURRICANE KATRINA



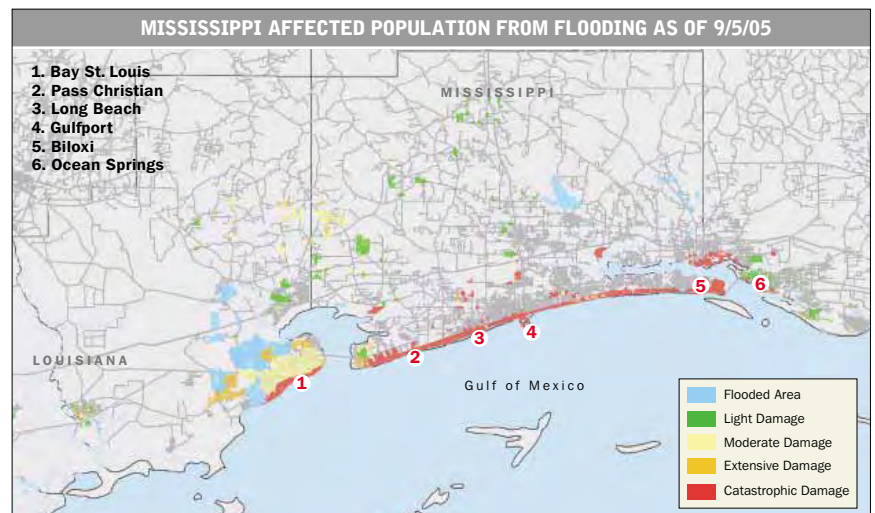
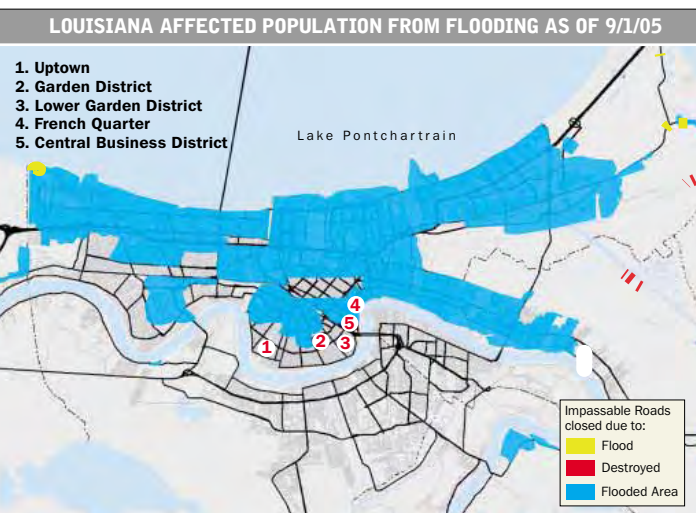
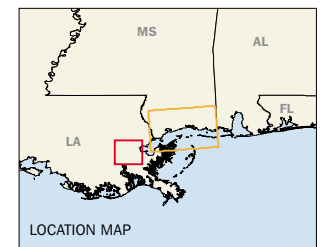
Hurricane Katrina devastates Gulf Coast region, severely compromises architectural landscape

The human tragedy weighs heaviest, but as the waters recede from the streets of New Orleans, and damage reports arrive from the Gulf Coast region, it has become apparent that Hurricane Katrina, which struck the area with devastating force on August 29, has destroyed much of its rich architectural legacy, from beauti-

ful historic buildings to offices, riverboat casinos, and everyday homes. As has been widely reported, the Category 4 hurricane caused several levees to breach in New Orleans, inundating upwards of 80 percent of the city, mostly in the northern sections, while tidal surges and hurricane-force winds destroyed

huge sections of coastal Mississippi towns like Biloxi, Gulfport, and Waveland. Significant destruction also took place in other areas of Louisiana, Mississippi, and Alabama. Damage figures are still only preliminary, but Risk Management Solutions, a California-based company, estimates that the storm

The storm left most of New Orleans underwater (left), and virtually wiped out towns along the Mississippi Gulf Coast, including Long Beach (above).



IMAGES: © THE ASSOCIATED PRESS (TOP TWO); COURTESY FEDERAL EMERGENCY MANAGEMENT AGENCY (BOTTOM TWO)

caused about \$75 billion in total property damage. While assessment is far from complete, most experts have estimated that many buildings in the hardest hit areas will have to be torn down, due to structural and environmental damage. (For a closer look at what might be salvaged, see Tech Briefs, page 191.) The National Association of Realtors claims that a minimum of 200,000 homes have been lost in the region. It predicts that most flooded homes will have to be rebuilt, including about 80 percent of homes in New Orleans. (U.S. Army Corps of Engineers Colonel Richard Wagenaar says that 160,000 houses will have to be replaced in Orleans Parish alone.) According to the Federal Emergency Management Agency (FEMA), as of September 1, more than 211,000 households were affected in New Orleans, and by September 4, over 38,000 households were affected in Mississippi.

"It's as bad or worse than what even the news is showing," says Jim West, dean of the School of Architecture at Mississippi State University, in Starkville, north of the coastal areas. He has talked to several students with families in Gulfport and surrounding towns confirming that any buildings within about a quarter mile of the beach are almost entirely gone.

The price paid by significant structures The region is one of the most architecturally rich in the United States, with thousands of buildings on historic registers, and the toll on these buildings appears high.

John Hildreth, director of the National Trust for Historic Preservation's southern office, has received very preliminary reports from around the region. He notes that the city's French Quarter and Garden District, on higher ground, appear to be relatively intact, but historic neighborhoods like the 9th Ward, Midtown, and the Treme were all badly hit. These neighborhoods, like the French Quarter, include some multistory French and Spanish colonial buildings, but contain many more single-story, wood-frame buildings from the 19th and early 20th



The copper roof was torn off New Orleans's 1835 Mint building (above). More damage reports are listed on page 48.

centuries. Styles include Shotgun, Camelback, Raised Cottage, Bungalow, Mission, and Victorian. Pat Duncan, an architectural historian at the Louisiana Division of Historic Preservation, says that at least 10 of the city's historic districts appear to have experienced serious flooding. New Orleans, says the division's director, Jonathan Fricker, has more than 37,000 properties that are part of registered historic districts. Some of the city's famed above-ground cemeteries have been inundated; the Neoclassical-style New Orleans Mint, built in 1838, had its copper roof torn off; and the Louisiana State Museum in Jackson Square was also affected by flooding, but not as dramatically. "New Orleans is so rich with historic places," says Hildreth. "It's always amazing to me how extensive the historic resources were. Even in neighborhoods that tourists have never heard of." More conclusive destruction tallies will likely be ready in the coming weeks, as waters recede, says Patricia Gay, executive director of the Preservation Resource Center of New Orleans.

Richard Cawthon, chief architectural historian of the Mississippi Office of Historic Preservation, says that assessment teams of engineers, architects, and preservationists have just begun to enter the Mississippi Gulf Coast region. He predicts that 250 or more historic properties in the state may have been significantly damaged or destroyed, including entire historic districts on the coast, such as Bay St. Louis, Pass Christian, and Ocean Springs. The areas have an eclectic range of building styles, including Greek Revival, Victorian, Queen Anne, Colonial Revival, Crescent, Plantation, and several vernacular styles. Damaged

icons in the area include Beauvoir, Jefferson Davis's retirement home in Biloxi, which has seen significant damage but is still standing.

The Greek Revival raised cottage, where Davis originally took refuge after the Civil War, was built in the 1850s. Also, in Ocean Springs, the Louis Sullivan bungalow is all but destroyed, and the Charnley bungalow is badly damaged. (Both buildings are attributed to Sullivan and Frank Lloyd Wright.) Sullivan's simple, raised cottage, built in the early 1890s, was surrounded by lush vegetation, providing respite for

RECORD called the Sullivan bungalow a "modest, comfortable one-story cottage, reached only by the touch of the wind and the golden sun." Frank Gehry's \$30 million, five-building Ohr-O'Keefe Museum of Art complex in Biloxi, Mississippi, which was scheduled to open next July, also suffered. A floating casino barge dislodged and landed on the site, apparently destroying three of the five pavilions, which had been in various stages of construction.

The National Conference of State Historic Preservation Officers has taken charge of coordinating historic preservation offices in the three affected states. FEMA, the National Trust for Historic Preservation, the World Monuments Fund, and the AIA, are also preparing to send assessment teams. *Sam Lubell, with Alex Ulam and Diana Lind*

Response shifts to rebuilding and heritage

In the immediate aftermath of Hurricane Katrina, the government and nonprofit community's reaction involved immediate human needs. But the response is quickly moving toward long-term rebuilding, with a large emphasis on saving historic structures.

On September 2 and 8, Congress appropriated first \$10.5 billion and then \$51.8 billion to feed and house victims, rebuild schools, bridges, and roads, provide medicine and services, and clear out rubble. Most went to FEMA, the Department of Defense, and the Army Corps of Engineers. The Bush administration's rebuilding efforts have included four \$100 million contracts to construct emergency housing (see story on page 46).

Setting its rebuilding agenda, the AIA has specified several legislative proposals, including a \$50 million federal grant program to fund "New Community" demonstration projects in the impacted areas; a \$200 million "21st Century Schools" grant to provide new and repaired educational facilities in the region; incentives to clean up and redevelop contaminated brownfield sites; and federal grants for planning directed by local citizens and governments, with involvement from architects and planners.

To help protect historic structures, the Heritage Emergency National Task Force, a coalition of 40 nonprofit, professional, and government agencies, including FEMA, the AIA, The National Trust for Historic Preservation, and the National Park Service, has formed a Katrina response group. The group has begun drafting proposed legislation calling for owners of houses listed on the National Register or lying within a National Register historic district to get a 30 percent tax credit on qualified rehabilitation costs. The group has also worked on a plan for a direct grant-in-aid approach that would be administered through the region's historic preservation officers. The group aims to include preservation officers on damage assessment teams, and to prevent any unneeded destruction.

"It's important that historic buildings don't get red-tagged for unnecessary demolition," says Nancy Schamu, executive director of the National Conference of State Historic Preservation Officers. Allen Freeman

SPECIAL REPORT: HURRICANE KATRINA

Architecture firms in Gulf Coast region struggle to find footing

Weeks after Hurricane Katrina, the biggest issue for architects in New Orleans and the Gulf Coast region was still communication.

"Being totally cut off from people has been the worst part," says Jerry Billis, AIA, of Billis Architecture, a New Orleans firm of nine. Billis, who first borrowed office space from Baton Rouge-based Trahan Architects, has now leased space in Baton Rouge. He anticipates staying for six months to a year.

The impact on firms ranges from tiny to catastrophic. Angela O'Byrne, AIA, president of the AIA New Orleans

Chapter and Perez Associates, which is setting up shop in Baton Rouge, notes, "Our projects are underwater, and our clients are scattered." Blitch Knevel's offices in New Orleans were undamaged, but firm principal Ron Blitch, FAIA, has been frustrated by lack of access to bank accounts, mail, and basic communications.

Steve Dumez, AIA, of New Orleans-based Eskew Dumez Ripple, has also leaned on Trahan's office, and notes it took his firm 10 days to find everyone. The partners quickly set up in Baton Rouge, purchasing homes for themselves and

their staff and leasing office space. Their New Orleans office sustained little damage, but many lost their homes, and it will be some time before others can move back. Many details remain uncertain, including which staff will stay on. Dumez estimates a 50 percent loss in terms of ongoing work, but realizes that not all local firms have clients beyond New Orleans. Every tally of damage, it seems, is coupled by the "we-were-luckier-than-some" rejoinder.

Lynn Robertson, executive director of AIA Louisiana, says that a third of the state's AIA membership is New Orleans based, with some 350 architects in 87 firms. Most large firms, she says, have relocated to Baton Rouge and elsewhere in the state, but "many others still have not called us."

Victor "Trey" Trahan, AIA, principal at Trahan Architects, says that Baton Rouge firms are doing what they can for their New Orleans colleagues. "The smallest thing—use of

a computer, introduction to a banker—means everything to them right now," he says. "As architects, we are very competitive with each other, and now that just does not matter in the same way." Other local firms hosting New Orleans counterparts include Post Architects (hosting Blitch Knevel Architects) and Ford/Dickinson (hosting Wayne Troyer, AIA's firm). Nationally, the AIA has established the "Displaced Architects Fund" to accept donations for architects; it has created an online registry for architects to request tools; and it is providing an online service to link local architects with those offering positions or space.

Most firms are eager to get back to New Orleans. "We have clients who are pushing forward with local projects, and we are responding," says Troyer. "Beyond that, we are all trying to think about what socially conscious revitalization can come from this." *Kira L. Gould*

Hurricane-affected architecture schools getting plenty of help

Thousands were uprooted by Hurricane Katrina, including more than 350 students at Tulane University's School of Architecture (damage to Tulane is pictured at right). After Tulane officially canceled the fall semester on September 2, these students began a scramble to re-enroll elsewhere.

For Dean Reed Kroloff, the first challenge was finding them. With student and faculty records lists down, he and Associate Dean Ila Berman used e-mail, the Web, and telephones to track down students. Kroloff's thoughts then turned to keeping fifth-year students together for the first semester of their last year. In what is likely the largest block of students relocated to a single institution, more than 30 fifth-year students are enrolling at Arizona State University (ASU), where five Tulane faculty members will teach. ASU Dean Wellington "Duke" Reiter earned his bachelor's degree at Tulane, and Kroloff has long had a close relationship with ASU. Local architecture and construction firms—including Architekton, Gould Evans, and McCarthy Building Companies—donated time and materials to get studio space at the ASU Foundation building (below) ready. Kroloff is enthusiastic about the Tulane-in-exile experiment. "This presents an opportunity for true pedagogical innovation," he says. "We have been planning curricular changes, and this will ramp up that transformation. We are looking at how to recast architecture as a significant force in public service and leadership."

Schools throughout the country have offered to host displaced students from Tulane and other New Orleans-area universities. Students are enrolled as visiting students rather than as transfers, and will pay tuition to their home institutions, where they are expected to return in the spring. Nearby, several undergraduates have registered at Mississippi State



University and Louisiana State University. Students have also found their way to the University of Texas-Arlington, Georgia Tech, Cornell, Pratt, Columbia, Syracuse, Cooper Union, the University of Pennsylvania, the University of Southern California, Sci-Arc, Cal Poly-San Luis Obispo, and others.

Still, challenges remain. Holly Latter, one of several students enrolled at Parsons School of Design in New York, knows Tulane wants her back for the spring semester, but she is skeptical about the shuffle in her last year, and about whether Tulane will be operational. More immediately, a single-semester stint presents a housing challenge, especially in New York City. But amid uncertainty, she's digging into course work. Adam Porter, a fourth-year Tulane student from Warrenton, Virginia, started classes at the University of Virginia without his supplies and computer, the conditions of which he is uncertain. But he is sure that he will return to Tulane. "I'll definitely be back in the spring," he says. "There are going to be a lot of opportunities for our trade in the coming years in New Orleans, so now I'm considering staying in the city after graduation." *K.G.*



Architects and planners weigh in on rebuilding New Orleans

New Orleans is, by American standards, an ancient city with a declining economy. The population shrank by 150,000 from 1960 to 2000, and 28 percent lived below the poverty level. Many energy-corporation headquarters have moved away. Its location below sea level raises the possibility that another catastrophic flood could hit the city. Yet the suggestion among some that New Orleans should be abandoned has met with fierce opposition. Most who cherish it for its cultural legacy and its place in the nation's economy, especially due to its ports, want to concentrate instead on effective rebuilding. Many questions remain unanswered, not least being how reconstruction can help turn around the city's economic fortunes, and how important architecture can be saved. Here's what several designers have to say.

"Rebuilding New Orleans can prove that America has values instead of just weapons. Mayor Ray Nagin and others need to form a housing committee to assess the situation. Residential buildings in the CBD [Central Business District] that can house a lot of people should be built first. I think a lot of the neighborhood housing can be salvaged. There's so much of it, and the wood is 150 years old in some cases; it's not going to warp like modern framing."

—HUGH HARDY, FAIA, PARTNER, H3; MEMBER, NEW YORK NEW VISIONS, A COALITION OF DESIGN PROFESSIONALS FOR REBUILDING LOWER MANHATTAN

"Given everything that New Orleans means to so many people—the mythology, the culture, the architecture, the spirit of the place—it's shocking to think of not rebuilding. We're casting about now, trying to establish groups, looking at 9/11 and other models. After Hugo hit Charleston in 1989, Mayor Joseph P. Riley was able to establish a design task force. He was a leader with a vision of what was possible; he established clear priorities."

—STEVE DUMEZ, AIA, ESKEW+DUMEZ+RIPPLE; PAST PRESIDENT, AIA LOUISIANA AND AIA NEW ORLEANS

"There's a massive amount that will have to be rebuilt. It may be that many neighborhoods won't come back. Haste will create a tendency to build back below current building codes. That's a disaster waiting to happen. There

will have to be planning to get easy access in and out of town. There will be political pressure to rebuild right, and I think there'll be money for planning. Nobody's going to want to go through this agony again. Hurricanes are two, three times as frequent as in the '70s."

—TERRANCE BROWN, FAIA, ASCG INCORPORATED, ALBUQUERQUE, N.MEX.; COCHAIR, AIA DISASTER ASSISTANCE PROGRAM

"You need a broad-based planning process, with neighborhood input, even while infrastructure is being rebuilt. Transit-oriented development could mitigate some of the problems we saw in the disaster."

—ERNEST HUTTON, ASSOC. AIA, HUTTON ASSOCIATES; COCHAIR, NEW YORK NEW VISIONS

"I think it will be a smaller city. It's a very important port city, and that is something that should be preserved. My concern is that New Orleans doesn't become a Disney World. I hope we don't try to replicate what was there with new technology and products. Rebuilding is going to take a huge workforce, and I worry about where the workers can live. So little livable housing remains. The west side of the Mississippi is all marshes and bayous and lakes; there are so few buildable areas."

—SKIPPER POST, FAIA, POST ARCHITECTS; PAST PRESIDENT, AIA NEW ORLEANS

"I'm halfway between skeptical and cynical. In New Orleans there's no city left, no public to get involved in the rebuilding, and at the end of the day, it's all about process. What we learned from Lower Manhattan is follow the money. Politics trumps good intentions. With the number of property owners and insurance issues in New Orleans, there will be an infinite number of hoops to jump through if you hope to improve on what was there before."

—MARGARET HELFAND, FAIA, MARGARET HELFAND ARCHITECTS; FOUNDER, NEW YORK NEW VISIONS

"We should take a regional approach, preconditioning what we do with New Orleans on what we do with Baton Rouge and Morgan City. The physical, social,



Canal Street in downtown New Orleans, after Katrina.

and economic conditions have to be looked at as a system. You can't bring back a single district, like the French Quarter, without homes and communities for workers. There will need to be a system of housing subsidies to make homeownership affordable. After disasters, modest opportunities typically are seized upon, but visionary schemes are ignored."

—LANCE BROWN, FAIA, LANCE JAY BROWN ARCHITECTURE + URBAN DESIGN; COCHAIR, DISASTER PREPAREDNESS TASK FORCE, AIA N.Y.

"In a place as polarized as New Orleans, it will be important to

open the design process. The tragedy is that unless you change the fundamentals, you're going to end up with something worse than before. Today's temporary housing will be the substandard housing of tomorrow."

—ROBERT YARO, PRESIDENT, REGIONAL PLAN ASSOCIATION, NEW YORK

"We want to fight for quality decision making, based on best practices and a planning ethic stressing social justice ... this is the loss of our community, our culture, our music. It would be a continuation of tragedy if Katrina ends in decanting poor people out of New Orleans and disconnecting them from their roots. There's already a surge to rebuild by the heavy engineering companies. We're afraid that by the time people

catch their breath and look up, we might have already lost the golden moment to put triage in place and make the right moves."

—ALLEN ESKEW, FAIA, ESKEW+DUMEZ+RIPPLE, NEW ORLEANS

"Like many, I fear the insurance company penchant for demolition.

Perhaps write-offs will save paperwork and clerical labor, but what is at stake is

an urban model that is unique to our country that should not be lost. These narrow, fragile buildings are tougher than they look and are the residential fabric of a city, which is alone in our country in the type of city life it contains and nurtures. Let's rebuild, anew, if necessary, but for the most part by simply drying out and moving in. We should not worry about the clean up; patina is a given in this humid climate."

—ERROL BARRON, FAIA, ERROL BARRON/MICHAEL TOUPS ARCHITECTS, NEW ORLEANS; FAVROT PROFESSOR OF ARCHITECTURE, TULANE UNIVERSITY

SPECIAL REPORT: HURRICANE KATRINA

FEMA orders temporary housing units; experts worry about their permanence

After scattering around the country and being placed in emergency shelters, hurricane evacuees are now in need of more permanent housing.

The Federal Emergency Management Agency (FEMA) has ordered 100,000 two-bedroom mobile homes and recreational vehicles from manufacturers across the country to house an estimated 300,000 evacuees, says James McIntyre, a FEMA spokesman in Baton Rouge, Louisiana. They expect to order an additional 200,000 units, with approximately 30,000 units opening per week, which may house people for two to five years. Bechtel National, Fluor, Shaw Group, and CH2M HILL Companies were all awarded FEMA contracts under what

FEMA called a "limited competition," essentially no-bid arrangements that assure predetermined profits.

Some have indicated that decommissioned military bases may be used for the trailer parks, and *Engineering News Record* reports that FEMA is also considering using United States Department of Agriculture campground sites. The units will be deployed to these sites from four staging areas in Texas, Mississippi, Alabama, and Louisiana.

Critics in Congress, including House Minority Leader Nancy Pelosi (D-California), contend that the no-bid contracts, similar to the ones used to rebuild Iraq, lack incentive to control costs. (A FEMA spokesman said the agency has the experience to make

sure the money is efficiently spent.) Meanwhile, the site selection, arrangement, and infrastructure surrounding these units concerns the AIA "because temporary housing has a tendency to become permanent," says Ann Somers, of AIA Mississippi. A statement released by the AIA national component notes, "Actions taken now have long-term consequences, and important principles should be adhered to from the beginning." It continues: "Regardless of a transitional or permanent housing arrangement, there are fundamental design elements that are essential to the construction of a 'livable community.' There will be a

need for privacy, convenience, retail, open space, recreational facilities, and entertainment so that residents can develop of a 'sense of place.' "

Mary Comerio, a professor of architecture at the University of California, Berkeley who has studied disaster recovery, agrees, noting, "The U.S. is facing a situation similar to what many developing countries have faced after massive disasters: how to house large displaced populations. The solution is often to lay down as many units of housing, in a grid, as quickly as possible. This is great for politicians and terrible for the people who end up living there." *Alan G. Brake, with reporting by Tony Illia*



FEMA-sponsored housing units, by Clayton, roll into the Gulf Coast area.

Its population doubled, Baton Rouge is forced to adjust urban planning

Baton Rouge became the largest city in Louisiana overnight, when evacuees fleeing Hurricane Katrina ballooned the area's population from roughly 400,000 to 800,000, accord-

Meanwhile, officials are still trying to get a handle on urban planning, infrastructure, and housing issues. Monsour is coordinating a group of business leaders and elected officials

to identify the city's future needs, including planning new zones for development and building a bigger airport, new traffic loops, and an enhanced transit system. "We intend to hire the best urban planner in the country that we can get our hands on to come in and replan," he says. Baton Rouge-based

architect Trey Trahan says he has been asked by the city to put together "an international team of thinkers—including Arup, Urban Strategies, and Michael van Valkenburgh" to address such issues.

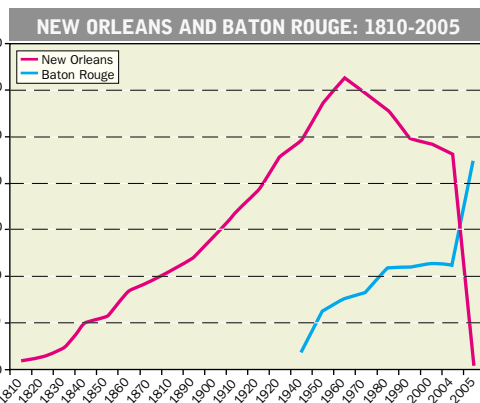
Because available real estate has been virtually bought out, officials are trying to plan a city that will accommodate the still-growing populace. While no new zones have been chosen for permanent development, Monsour says that the city is looking at refurbishing three or four areas. The process must be undertaken "judiciously," he says, "so as not to eliminate one problem and create another." He adds: "Some pockets will be easier for communities to absorb, and we don't want to clog any particular area." He notes that the city has a number of lots that were being considered for development prior to the storm; construction on them will be starting very soon.

FEMA will be "picking up the tab" for those in shelters and mobile homes, and those living with family and friends, Monsour says. He expects the U.S. Department of Housing and Urban Development to

sustain housing after some time.

Meanwhile, city planners are hoping to make the best of an unprecedented opportunity to bring back blighted neighborhoods, Monsour says. Affordable housing, specifically for the displaced poor, is the largest need in Baton Rouge, says Dr. Sally Soileau, a Louisiana Cooperative Extension Service agent. Limited spaces are available in public housing, but evacuees have even filled up student housing and 4-H camps.

Arthur Sterbcow, president of New Orleans-based Latter & Blum Realtors, predicts that the immediate surge of home sales in Baton Rouge will slow down when residents return to surrounding areas. But "there will still be a tremendous demand for housing in the Baton Rouge area because it will be a staging area for the rebuilding of New Orleans," Sterbcow says. *Angelle Bergeron*



ing to Walter Monsour, the city's chief administrative officer. Becoming a first-tier city in a single day has resulted in commune-style living, depleted store shelves, and overburdened phone lines and traffic lanes.

Never Follow audiusa.com



You may need to build a Bauhaus garage.

The Audi A6, 2005's World Car of the Year, demonstrates the ideal unity between art and technology. With available quattro® all-wheel drive, advanced FSI® engine technology and an engaging interior, the A6 is at the pinnacle of its class. It's greater to lead than follow.



"Audi," "Never Follow," "A6," "quattro," "FSI" and the four rings emblem are registered trademarks of AUDI AG. ©2005 Audi of America, Inc. World Car of the Year information available at www.wcoty.com.

SPECIAL REPORT: HURRICANE KATRINA



Damaged architectural treasures

Assessments have just begun, but according to preservation officers, in Ocean Springs, Mississippi, the Louis Sullivan bungalow (top, prestorm) was all but destroyed, and the Charnley bungalow was badly damaged. Beauvoir, Jefferson Davis's raised-cottage-style home (center, prestorm) in Biloxi, Mississippi, sustained severe roof and porch damage. Significant damage was also sustained by some of New Orleans's raised cemeteries (above), and a wayward casino barge destroyed much of Frank Gehry's under-construction Ohr-O'Keefe Museum of Art in Biloxi. The Neoclassical Mint in New Orleans lost its copper roof, and the Greek Revival Tullis-Toledano Manor and raised-cottage-style Dantzier House in Biloxi have been reported destroyed. The Old Capitol Museum of Mississippi History in Jackson, Mississippi, also lost much of its roof. S.L.

Now infamous, Superdome once stood as a great New Orleans landmark

The Louisiana Superdome, where thousands sought shelter from Hurricane Katrina last month, stands damaged with parts of its roof torn off. Some politicians have said the structure should be torn down, but at press time the decision to demolish, repair, or rebuild it awaited evaluation.

Whatever its fate, the Superdome has been a remarkably versatile monument that stayed under the radar of the design press. That may be due to its strange exterior, which resembles a Jupiter-scaled armored spaceship. It never received a full presentation in RECORD or other national magazines when it was completed in 1975, despite being a landmark project in many respects.

Ironically, the Superdome was designed by Louisiana's most heralded firm of the time, Curtis & Davis, which carved out a successful Modernist practice in a city where nostalgia hangs in the air like Spanish moss. The firm won five national AIA awards in the 1950s, and set up branches in New York, Los Angeles, London, and Berlin.

The Superdome was as closely linked to Houston's Astrodome at its conception as it was last month, when refugees were transported from Louisiana to Texas. A year after the Astrodome's 1965 opening, Louisiana authorized the project that would trump Houston's self-

described "eighth wonder of the world." Construction began in 1971 and took four years and between \$134 and \$173 million to complete, compared to the Astrodome's \$35 million. It was the world's biggest building of its type, a 125-million-cubic-foot space with a capacity of 100,000 enclosed by a 273-foot-high dome spanning 680 feet. Like the

Astrodome, the Superdome has a steel lamella roof, but it is opaque rather than transparent. Its seating plan, a bulging square, has been dubbed a "squirrle." Conversion from one function to another was effected by movable stands with a seating capacity of 15,000 each, reached by six movable bridges.



The Superdome suffered severe roof damage.

The stadium has played host to six Super Bowl games, in addition to being the home of the New Orleans Saints, Tulane's Green Wave football team, and the NCAA Sugar Bowl. It's also housed two NBA basketball franchises, four NCAA Final Four tournaments, a Papal visit, a Republican National Convention, and the biggest indoor rock concert in history, a Rolling Stones show in 1981, attended by 87,500 people.



Construction on the stadium was completed in 1975.

The Superdome had previously served as a hurricane shelter in 1994 and 1998, but many now seem to see it as the physical manifestation of the government's failure to act quickly to protect New Orleans's poorest residents from the post-Katrina floods. Politics aside, two of its greatest

strengths—its functionalism and its fixed roof—may count against its fate. Multipurpose stadiums are passé, displaced by pricier aggregations of single-use venues. Likewise, fixed roofs have been upstaged by more costly retractable ones, and the Saints were demanding a retractable roof venue even before Katrina hit. John Pastier

PHOTOGRAPHY: © ARCHITECTURAL RECORD (TOP LEFT); COURTESY MISSISSIPPI HERITAGE PRESERVATION (MIDDLE LEFT); FEDERAL EMERGENCY MANAGEMENT AGENCY (BOTTOM LEFT AND TOP RIGHT); © ENGINEERING NEWS RECORD (BOTTOM RIGHT)



STANDS OUT BY FITTING IN

Model shown: P364GLCS - 36" Pro Harmony with 4 Star® Burners
(1 with ExtraLow™) and gas grill with True Blue™ knobs.
© 2005 BSH Home Appliances.

Introducing the Pro Harmony™ line of Professional Series ranges by Thermador. Built to a 24" depth, Pro Harmony ranges fit flush with standard cabinetry, now giving you a wealth of design options when working with our award-winning Professional Series appliances. Exclusive features include Electronic Oven Control for superior heating accuracy, patented Star® Burners for more even heat distribution and exceptional flame control, and a convection oven with a 20,000 BTU/hr infrared broiler for flawless baking and browning. With the new Pro Harmony, there's room for striking design and unrivalled cooking performance in every kitchen. Thermador—empowering the cooking enthusiast for more than 70 years.

WWW.THERMADOR.COM 1-800-656-9226

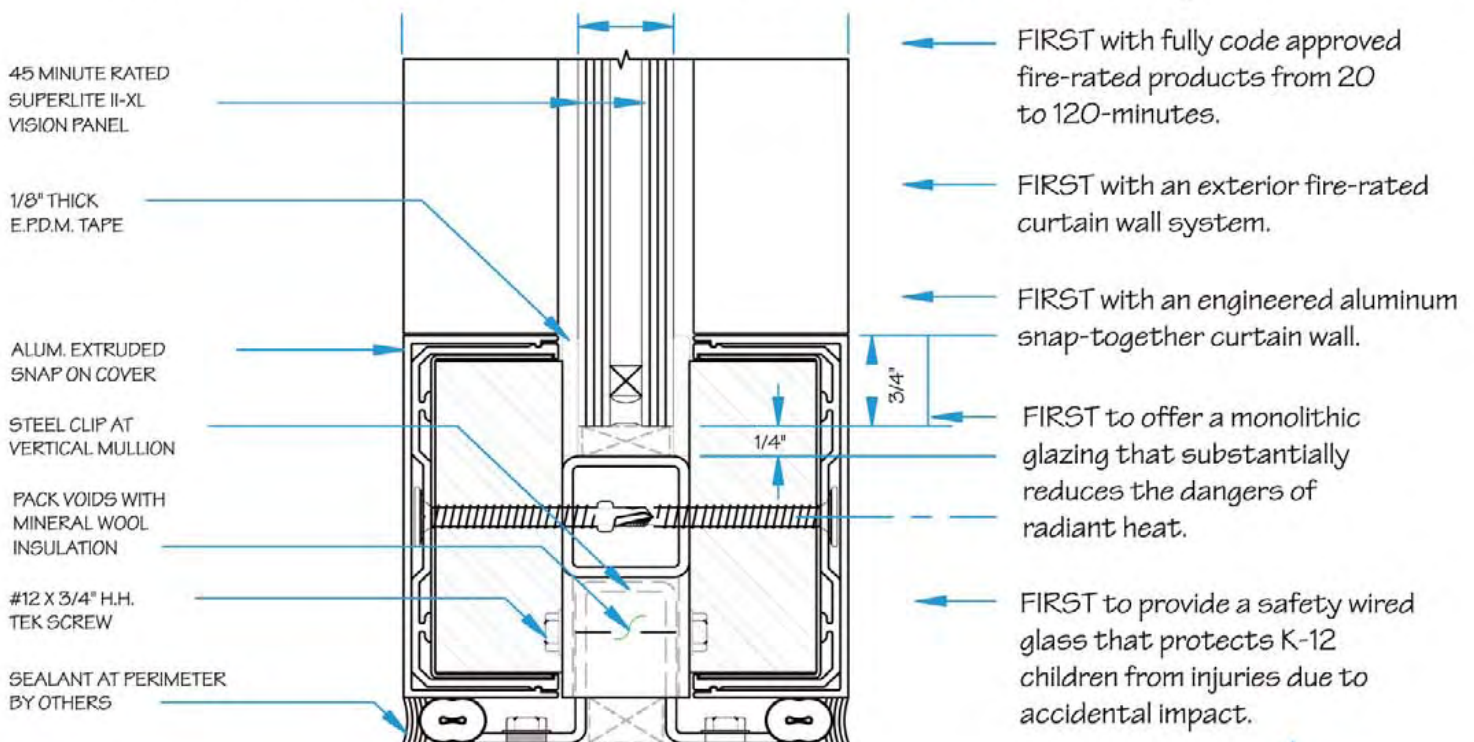
CIRCLE 25 ON READER SERVICE CARD OR GO
TO ARCHRECORD.CONSTRUCTION.COM/PRODUCTS/

Thermador® | *An American Icon*™

SuperLite™ Solution.



Your First Source for Fire Rated Glazing



www.safti.com 888.653.3333

SUPERLITE II-XL IN
GPX GLASSPROTEX™

US Airways Envoy Lounge, Philadelphia Intl. Airport
FKP Architects, Inc.

INTRODUCING SkyBlend™


ANOTHER ENVIRONMENTALLY
FRIENDLY ROSEBURG PRODUCT



PRODUCED FOR A
FRESHER, CLEANER
TOMORROW

IN TODAY'S MARKET WHERE ENVIRONMENTAL ATTRIBUTES ARE **DRIVING** PURCHASE AND SPECIFICATION DECISIONS, SKYBLEND™ IS THE PERFECT SOLUTION.

- ▶ SkyBlend is a **NEW** low emission, SCS certified particleboard with **No Urea Formaldehyde added** in manufacturing.
- ▶ SkyBlend formaldehyde low emissions (0.00 - 0.04 ppm) are a breath of fresh air.
- ▶ SkyBlend may contribute to achieving **LEED™ points**.
- ▶ SkyBlend's blue tinted core assures easy identification as the specified green building particleboard in the field.
- ▶ SkyBlend can be a specified substrate for our melamine, hardwood plywood, vinyl and UV cured finishes.



Call us today to find out more about
why you should specify SkyBlend™
800-245-1115

ROSEBURG
FOREST PRODUCTS

P.O. Box 1088 • Roseburg OR 97470
www.rfpco.com



glaströsch



The Houston Texans' stadium
uses LUXAR® Anti-Reflective-Glass
for the corporate lounges.

IGT Glass
10680 East Desert Cove
Scottsdale, Arizona 85259
Phone 480-767-8220
Fax 480-767-8267
E-mail IGTGlass@aol.com

Glas Trösch AG
HY-TECH-GLASS
Industriestrasse 12
CH-4922 Bützberg

Phone +41 (0)62 958 54 00
Fax +41 (0)62 958 53 94
hytechglass@glastroesch.ch
www.glastroesch.ch
www.luxar.ch



Dramatic expanses
always intensify the beauty.

True™ Acoustical Ceiling Panels

Subtle. Soft. Serene. True™ Acoustical Ceiling Panels from USG are designed with a minimal grid reveal that creates stunning monolithic beauty to dramatize other design elements in the room. And with enhanced acoustical performance, the ceiling is as quieting as it is attractive. For more inspiration, visit www.usg.com or call 877 USG.4200.





CABINETS THAT ALLOW YOU TO STAY TRUE TO YOUR ORIGINAL
BLUEPRINT. NOT TO MENTION, TIMELINE AND BUDGET.



Custom cabinetry isn't the only way to meet the demands of your most detailed designs. With six beautiful woods, 32 fine finishes and thousands of storage and style options, KraftMaid's built-to-order cabinetry not only fits your vision, but also fits your budget. So you get the design flexibility and superior construction associated with custom cabinetry, without the higher prices. And with the help of our extensive dealer network and some of the shortest lead times in the industry, you'll keep on schedule and under budget, just as you planned.

*To see how KraftMaid can fit nicely
into your plans, call 1-800-919-1986
or visit www.kraftmaid.com.*

Made just for you.

KraftMaid
Cabinetry

CIRCLE 30 ON READER SERVICE CARD OR GO
TO ARCHRECORD.CONSTRUCTION.COM/PRODUCTS/

CONCRETE THINKER DOUG FARR

“SUSTAINABLE DESIGN
IS A NECESSITY.
ARCHITECTS MAKE IT A REALITY.”

BUILDING FOR COMMUNITIES

Doug Farr thrives on the challenge of designing buildings and communities that integrate materials effectively to maximize human and natural benefits, creating healthy and vibrant places to live and work.

CONCRETE IS A SIGNIFICANT PART OF THE PLAN

Sanctuary Place, a permanent supportive residence for once-homeless women and their children, relies on concrete and concrete masonry to create an effective thermal envelope, reduce sound transmission between apartments, and provide a durable, safe, and healthy living place. The concrete incorporates recycled materials, enhances daylighting, and provides low-maintenance finishes.



Doug Farr, AIA
Farr Associates

Join Doug and other Concrete Thinkers who are creating their legacies with sustainably developed buildings by relying on the durability, versatility, and energy efficiency of concrete. For more information, visit WWW.CONCRETETHINKER.COM



Concrete Thinking
for a sustainable world



Portland Cement Association

CIRCLE 31 ON READER SERVICE CARD OR GO
TO ARCHRECORD.CONSTRUCTION.COM/PRODUCTS/



Kolbe Windows & Doors in one word – **UNIQUE**. Make your project unique.

For more information visit www.kolbe-kolbe.com or call 1.800.955.8177.

KOLBE
▪ WINDOWS & DOORS ▪

See the Difference Quality Makes

CIRCLE 32 ON READER SERVICE CARD OR GO TO ARCHRECORD.CONSTRUCTION.COM/PRODUCTS/

“Crescent of Embrace” chosen for Flight 93 Memorial design

Organizers of the Flight 93 National Memorial, dedicated to the 40 passengers and crew of a United Airlines flight who lost their lives on September 11, 2001, gathered in Washington, D.C., on September 7 to announce the selected design. “Crescent of Embrace,” by Paul Murdoch Architects of Los Angeles, California, with Nelson Byrd Woltz Landscape Architects of Charlottesville, Virginia, was selected from among five finalists.

The announcement marked the conclusion of a one-year competition, a first for the National Park Service, which oversaw the selection. A 15-member jury made up of design professionals, community leaders, and family members selected the design; the memorial will be located in Shanksville, Pennsylvania, where the flight crashed in an open field. The design will now be submitted to the

Secretary of the Interior for approval.

The title of the design, “Crescent of Embrace,” refers to a central element in the memorial—a curving landform that formally reinforces the naturally occurring bowl-shaped topography surrounding the crash site. An allée of red maple trees that is flanked by 40 tightly arranged groves of sugar and red maples forms a landscaped zone that protects the bowl while forming a walkway leading to the crash site.

Other design elements include the “Tower of Voices,” a concrete structure with 40 white aluminum wind chimes located at the entrance to the memorial, and a black slate plaza at the “sacred ground,” with a white marble wall along its western edge that will be inscribed with the names of the 40 victims.

In explaining the project title, Murdoch prefers to place the

“emphasis on embrace—a collective gesture to bring people together within the bowl.” This sentiment was echoed by officials and family members. Joanne Hanley, superintendent of the Flight 93 Memorial for the National Park Service, described the design as “a memorial that meets all of the goals of the project.”

Shortly after the winning design was announced, the use of the red crescent drew criticism from some religious groups and Web sites. As noted on the conservative blog *Zombietime* (www.zombietime.com), “The winning design chosen to memorialize the heroes and victims of 9/11’s Flight 93 is in the shape of a red crescent that looks—either acci-

dentally or intentionally—remarkably like an Islamic crescent.”

When asked about the controversy, Murdoch explained that the term “crescent” should be interpreted on a “universal level” and that it also applies as a technical, not religious, term. The jury report anticipated the possibility for misinterpretation and had recommended that the “‘Crescent’ should be referred to as the ‘circle’ or ‘arc’ or other words that are not tied to specific religious iconography.” While no official project timeline has been established, the goal is to complete the first phase of construction on the memorial for the 10th anniversary of 9/11. *Jennifer Lucchino*



Red maple trees will flank the area’s bowl-shaped topography.

Herzog heads to Southampton

Swiss firm Herzog & de Meuron has landed its first East Coast commission, to design a new complex for the Parrish Art Museum in Water Mill, New York. In August, the board of trustees of the Parrish, Long Island’s oldest art museum, handpicked the firm after an international search.

The new Parrish, scheduled to open in 2009, will rise on a recently purchased 14-acre site, a former landscape nursery, 2 miles from the museum’s current location in the village of Southampton. The 80,000-square-foot complex will include 14,000 square feet of gallery space, enabling the museum to display more of its permanent collection, and to mount more diverse special exhibitions. The current museum building, established by Samuel Parrish in 1898, measures only 17,000 square feet.

Winners of the 2001 Pritzker, partners Jacques Herzog and Pierre de Meuron recently unveiled the Walker Art Center addition in Minneapolis [RECORD, July 2005, page 89] and the de Young museum in San Francisco. The design of these projects—along with the Tate Modern in London—led the Parrish to their door, according to museum board chairman Alvin Chereskin. Landing the architects is a coup for the modest-size museum, well-known in the art world and in the Hamptons, but not nationally. The relocation plan, to be funded by a capital campaign, trumps an earlier expansion scheme by Centerbrook Architects, whose scale had met with community opposition. Tentative plans call for the current Parrish building to operate as a satellite of the new museum, says Parrish director Trudy Kramer. *Bill Weathersby, Jr.*

IMAGE: COURTESY NATIONAL PARK SERVICE

OMA designing tower in Louisville

Louisville, Kentucky’s skyline, and its cultural profile, are primed to become a lot more interesting in coming years. The New York office of Rem Koolhaas’s OMA is slated to build a mixed-use tower downtown, including a 40,000-square-foot contemporary art museum, student housing, office space, condominiums, and retail space.

Joshua Prince-Ramus, the lead designer of the Seattle Public Library, will lead the project, which is expected to be at least 20 stories tall. Two prominent local philanthropists, Steve Wilson and Laura Lee Brown, and a real estate developer, Steve Poe, are the forces behind the project. Wilson and Brown, who are married, are also developing a boutique hotel a block away, designed by Deborah Berke.

“My wife and I have been interested in the redevelopment of Main

Street for several years now,” says Wilson. “We are happy to be working with what we believe to be the best architecture firm in the world.”

The site is a small parcel of land on a sloping site between Main Street and the Ohio River adjacent to an interstate highway. The new Muhammad Ali Center, designed by Beyer Blinder Belle, which will be completed this fall, is located next to the site. The project quickly gained the support of city and state government, which pleased OMA. “The more interesting work seems to be happening in red states right now, the places that ‘cultured’ America has written off,” says Prince-Ramus. “It should be a wake-up call for the coasts.” A phase-one conceptual design is expected in about six months, and the developers hope to complete the project within three years. *A.B.*

Conforming to trend, Watergate Hotel complex is becoming condos

Following a trend evidenced a few months ago when the Plaza Hotel began its transformation into condominiums, the Watergate Hotel, part of the Washington, D.C., complex made infamous by the Nixon administration's political scandals, is being transformed into condos. D.C.-based Monument Realty has chosen local firm Hickok Warner Cole Architects, with Dallas-based Forrest Perkins and Toronto-based Yabu Pushelberg, to convert the 13-story, 251-room establishment along the Potomac River into a 104-unit luxury residential co-op. The project is scheduled to open in late 2007.

For many, *Watergate* conjures a break-in at the Democratic National Committee's headquarters (in the

office building that is perpendicular to the former hotel), erased taped conversations, and a critical informant that, until recently, remained anonymous. But the legendary compound, which was completed in 1971, has another tainted association: It was designed by Luigi Moretti, the Italian architect who became a Fascist and prospered under Benito Mussolini's rule. Considered a mid-20th-century Modernist, Moretti's interest in both curves and light generated the Watergate's unique shapes and details, which engage the site's riverside edge.

Although interested in changing its use and modernizing its services, the developer asked the architects not to alter the building's exterior.

Just this year, the project was placed on the District of Columbia's Inventory of Historic Sites—a move that originally grew out of local opposition to the hotel-to-residence conversion plan.

The interior, however, will be stripped to its concrete bones and reconfigured into ultra-high-end apartments—quite a complicated task. “We had to turn somersaults,” says Frank Durkin, an associate at Hickok Warner Cole, to fit the new, expanded units into the existing 16-foot column bays, 8-foot ceiling heights, and curved curtain-wall exterior. For example, to avoid dropped ceilings, the architects specified multiple mechanical systems so that all ductwork would run vertically. This has required many penetrations within the existing 40-year-old concrete slabs. To compensate for any diminished structural capacity within the floor plates, the contractor is



The Watergate's narrow rooms will be widened.

strengthening the area around each hole with a fiber-reinforced polymer tape, developed with carbon fibers through the nascent field of nanotechnology. Ten years ago, without this very new and highly advanced building material, “We couldn't have done this job,” notes Durkin.

Durkin believes that the unique views provided by the site (all units see the river since the building is perpendicular to the Potomac) and the attention that is being paid to detailing will more than compensate for the challenges the architects face in fitting luxury housing within the existing building. *Nancy B. Solomon, AIA*



The mall as it stands now (near left). The group's plan (far left) calls for expansion to the west and the south.

Group lobbying to expand National Mall in Washington, D.C.

America's great front yard, the National Mall, was declared “a finished work of civic art” by Congress in 2003, resulting in a building moratorium along the iconic greensward lined with museums, monuments, and memorials. But a nonprofit citizens group called The National Coalition To Save Our Mall now wants to enlarge the 725-acre mall area by up to 50 percent.

“The mall was intended to be an ever-evolving, open, public space dedicated to the expression

of democracy,” says Judy Scott Feldman, chairman of the coalition.

The group, which has presented its plan to several congressional committees, cites the work of a 1901 commission, led by Senator James McMillan of Michigan, that extended the mall west and south of the Washington Monument, selected a site for the Lincoln Memorial, and created what became the East and West Potomac Parks. The coalition also believes a new coordinated master plan is needed to ensure the mall's survival for the next 100

years. Mall management is currently divided among six separate government agencies, each with conflicting agendas, the group claims.

Its proposed plan would extend the mall from the Lincoln Memorial three miles along the waterfront to East Potomac Park's Hains Point; create a spur from the Capitol down South Capitol Street; and add pedestrian, bicycle, and vehicle links to the sites, along with a brief span over Virginia's Potomac River bank. It would also

create room for 51 memorial projects and four major museums.

Not everyone agrees with the idea. “We defined and completed the mall in 2003,” responds John V. Cogbill III, National Capital Planning Commission chairman. “The mall has

fixed boundaries. That's where we have a philosophical difference with this plan. I think we need to take the concepts and expand in other areas.”

But existing plans to scatter memorials across the city only isolate and dilute the mall's relevance, Feldman believes, while an increased mall would boost its historical and cultural value. The National Park Service, meanwhile, is planning to draft a broad management plan next spring in response to the coalition. *Tony Illia*

The Wireless Revolution Begins!


Introducing the Optima Plus® ERF Series —
the latest in electronic faucet solutions
from Sloan, the World Leader in
plumbing electronics.

Sloan brings **WIRELESS** to plumbing
for faster installation and better
performance!

- Patented Sloan Power Management System increases battery life to an unprecedented six years!
- Passive IR and Active IR integrated into one system that enhances detection AND power management.
- Wireless technology reduces vandalism and installation time.

For complete information, contact your
local Sloan Sales Representative.

1. Wide area is scanned for approaching targets by passive IR
2. Once target is detected, active IR is activated
3. When hands are detected, RF signal is sent to control module to activate water



SLOAN®

Sloan Valve Company
10500 Seymour Avenue
Franklin Park, IL 60131
Phone: 800-9-VALVE-9 (800-982-5839) ext. 5609
Fax: 800-447-8329
www.sloanvalve.com

In China:

Sloan Valve Water
Technologies
(Suzhou) Co. Ltd.
Suzhou New District, China
www.sloan.com.cn

CIRCLE 33 ON READER SERVICE CARD OR GO
TO ARCHRECORD.CONSTRUCTION.COM/PRODUCTS/

Howard Hughes Medical Institute's newest complex built into hillside

Rafael Viñoly Architects is close to completing an ambitious new research campus for the Howard Hughes Medical Institute, a non-profit biomedical research and funding organization started by its namesake, the late eccentric aircraft magnate Howard Hughes.

The 610,000-square-foot Janelia Farm Research Campus in Ashburn, Virginia, will have an undulating shape, conforming to the topography of the site, a sloping bluff overlooking the Potomac River. The center will be marked by three descending planted terraces, under which will sit labs and

support spaces. The main entrance will be on the lowest level, opposite two small ponds and the distant river.

The structure, a hybrid of steel and concrete, is "trying to establish a dialogue with this bluff location," says Jay Bargmann, AIA, the firm's vice president. He adds, "We didn't want to place a series of boxes across this meadow, and we didn't want to bury it. We made the building part of the hillside."

Each group of scientists will have its own glazed pod, measuring about 45 by 45 feet, and housing offices, work areas, meeting rooms,



The new, 610,000-square-foot campus is being built into a bluff.

and communal spaces. The 15 pods will have distinctive, projecting formations, and joining them will be 90-foot-long, floor-to-ceiling glazed horizontal circulation corridors, and two perpendicular stairs under vaulted glass roofs, which divide the complex into thirds. A large conference center with dining, auditoriums,


an art gallery, and a library, will be situated on the ground floor.

The building's glazed walls and the top floor's glazed ceiling will allow light to penetrate the labs, while all mechanical systems will be placed deep into the ground. The \$243 million project is set to be completed in mid-2006. S.L.

New Stonehenge visitors center to become "landscape, not landmark"

The prehistoric ruin of Stonehenge in southwest England is to be rescued from the increasing traffic around it and reunited with its surrounding monuments and landscape.

U.K.-based Denton Corker Marshall (DCM) is designing a nearby visitors center and interpretive museum for the oft-visited circle of stone pylons and lintels, which was built between 3,000 and 1,600 B.C. and hosts more than 750,000 visitors each year. The center will replace the site's cramped visitor/information



facilities, and will be positioned a little less than 2 miles from the site.

The architects note that the 18,000-square-foot center's design,

which is awaiting planning approval, will be a "landscape rather than a landmark," deferential to its context. Barrie Marshall, chief architect at DCM, says that it will appear as an "elemental, timeless sculptural form in the landscape," with long, sweeping, metal-clad walls, broken only by a single gap in its surface, through which visitors will enter.

In addition to sharing the mysterious history of Stonehenge, and informing visitors about its environs, the building will house educational

facilities, a café, and a shop. In the new layout, a visit to the site will begin at the visitor center. The site is surrounded by one of the largest chalk landscapes in the U.K., which will be created anew around the stones, while much of the surrounding farmlands will be reverted to pasture.

The project is a joint scheme of the national and local government, the British Highways Agency, Britain's National Trust and English Nature, a biodiversity organization. *Lucy Bullivant*

Portland Tower will be planted all the way up

Portland, Oregon, is well known as a center of green architecture, so it should come as no surprise that Malaysian architect Ken Yeang, whose portfolio includes numerous ecofriendly skyscrapers in Asia, now has his sights on the city. Still in the financing stage, the \$40 million Jumptown development, which takes its title from Portland's nickname during the Jazz Era, will center on a 10-story, 110-unit condominium tower designed to achieve a U.S. Green Building Council LEED Platinum

rating. Yeang and Portland-based SERA Architects also plan to renovate an adjacent circa-1908 three-story building that once housed the famous Dude Ranch jazz club.

The tower's environment-friendly features will include a climate shield and sewage recycling facilities, but the most compelling element will be the planted grass that begins at ground level and then climbs via a sloped lawn and steep embankment to the roof of the building, 150 feet above ground, allowing for natural



ventilation. "We wanted to integrate the human-made environment with the natural one," Yeang says. A glass outward-bending facade will permit sunlight to reach the lowest levels of the tower, while the roof will capture

stormwater for reuse throughout the building. The ground level of the tower will likely have retail space and an amphitheater, while the Dude Ranch building will be home to a museum of Northwest jazz history.

Jumptown could drive the rebirth of a Portland's Lloyd District, which was the heart of Portland's black community before being largely wiped out in favor of a freeway and an arena during urban renewal. *Gregory Hafkin*


News Briefs

Assemble, disassemble, repeat London is planning to build stadiums for the 2012 Olympic games that can be easily disassembled, transported on trucks, and re-erected at new sites. The strategy will eliminate construction of facilities that might not be needed after the games, and open up space for further development, including 5,400 housing units and several square feet of commercial space in the Lower Lea Valley, where the games will be located.

At least three indoor arenas—12,000-seat stadiums for basketball and volleyball in London's Olympic Park, and a 6,000-seat stadium for handball next to the Millennium Dome—are now slated for relocation after the games. A spokesman for London 2012 says that structures for fencing and swimming may also be moved.

The recyclable structures will be made of steel, with durable precast-concrete seating, says David Henderson of Laing O'Rourke, the British design firm that developed the plans. The podlike structural-steel frames will be bolted into place, and the seats dropped in by crane. Similarly, toilets and changing rooms will be prefabricated and placed inside the frame. The buildings will be covered by durable teflon roofs whose structures will support lighting, scoreboards, and heavy snow.

"It provides an opportunity to make plans feasible that perhaps weren't feasible before," says



Stadiums will be moved elsewhere after the games.

James Bulley, London 2012's operations director. Bulley adds that the final decision on where the stadiums will be relocated will be made by the Sports Councils of the United Kingdom, a government-funded organization that oversees athletic activities in the country. *Paul Gains*

Clooney building in Las Vegas Actor George Clooney, who robbed a Las Vegas casino in the 2001 movie *Ocean's Eleven*, is now looking to build one. Clooney is partnering with nightclub owner Rande Gerber, The Related Group, and Centra Properties in developing a \$3 billion hotel-condo-casino complex, near the Las Vegas Strip. Plans call for 4,400 hotel, condo, and condo/hotel

units in 11 high-rise buildings along Harmon Avenue, just west of the Hard Rock Hotel & Casino. The 8-million-square-foot project will have a 30,000-square-foot spa, swimming pools, shopping, and a 40,000-square-foot casino.

Las Ramblas, named after Barcelona's famed boulevard, will have a strict dress code, in contrast to the city's T-shirt-heavy atmosphere. Construction is scheduled to begin in mid-2006, with the first tower arriving in early 2008. Phase one will be designed by Arquitectonica, Philippe Starck, and Keith Hobbs, of United Designers Europe. The first four towers will contain 300 hotel rooms, 926 condo-hotel units, and 629 residences, connected by open-air esplanades.



Clooney's high-class casino/hotel/condos.

Arquitectonica principal Bernardo Fort-Brescia, FAIA, describes the urban-style plan as, "A street full of energy where interior and exterior spaces interact, where sidewalks are alive. The idea is that residents and guests can walk out of their building into a true urban environment, as in the great cities of the world." He describes styling with "clean lines, open flowing spaces, rooms with spatial drama and transparency that brings in natural light and expresses the functions within."

The 25-acre development will feature signature restaurants, clubs, and lounges from Gerber's After Midnight Company. Clooney, in addition to being an investor, is expected to contribute to the project's design and direction. *Ocean's Eleven* co-star Brad Pitt could also help design. *T.J.*

ENDNOTES

- On September 6, ground was broken for the \$2.2 billion World Trade Center PATH station.
- Architect Fernando Távora, father of the Oporto School of Portuguese architects and teacher of Álvaro Siza Vieira and Eduardo Souto da Moura, died on September 3 at the age of 82.
- Richard Burdett, professor of architecture and city planning at the London School of Economics, will lead the 10th Venice Architecture Biennale. Entitled *The Meta-City: Issues in City Planning*, the exhibition will focus on the built response to changing populations and working habits.
- Los Angeles-based Anshen + Allen Architects has changed its name to CO Architects.

Training on the latest Autodesk software is here. And here. And here.

With over 1,000 convenient locations around the world, Autodesk® Authorized Training Centers are the only training facilities officially authorized by Autodesk. They're totally focused on giving you the skills you need to succeed professionally and move your career ahead. Staffed by specially trained instructors, Autodesk Authorized Training Centers offer a full range of classes to help you meet industry training requirements, increase your productivity, and stay on top of the latest technology.

For an Autodesk Authorized Training Center near you, go to www.autodesk.com/atc2 or call 1-800-964-6432.

Autodesk
Authorized Training Center

© 2005 Autodesk, Inc. Autodesk is a registered trademark of Autodesk, Inc., in the USA and/or other countries. All other brand names, product names, or trademarks belong to their respective holders.

Rethink: Wall

Instead of dividing spaces, maybe it unites them. Instead of sealing out light, maybe it welcomes it in. When you have flexible materials, a wall can be whatever you want. That's why Pittsburgh Corning Glass Block comes in so many shapes and patterns. And it's easy to install, so it's a snap to make any space luminous. Feel free to rethink. You can count on us to help you shape what's new.

*At right, Lake Dallas High School, Texas
Architect: DMS Architects*




To see more examples of rethinking, go to www.pittsburghcorning.com/architects. Or call 1-800-624-2120, ext. 700.



Think again.

CIRCLE 34 ON READER SERVICE CARD OR GO
TO ARCHRECORD.CONSTRUCTION.COM/PRODUCTS/

Two Spanish heroes.
One aim. Perfection.



When perfection and style are as important to you, as they are to Sergio Garcia, the Spanish world class golfer, only the innovative elegance of Porcelanosa's range of bathrooms, kitchens and ceramic tiles will match your exacting standards.

For your nearest Porcelanosa showroom, visit www.porcelanosa-usa.com or call **1-877-PORSAUS**.

California / Florida / Maryland / New Jersey / New York
Porcelanosa / Venis / GamaDecor / L'Antic Colonial / System-Pool / Butech / Noken / Ceranco

PORCELANOSA[®]
TILE / KITCHEN / BATH

©2005 Porcelanosa Group All rights reserved

**CIRCLE 35 ON READER SERVICE CARD OR GO
TO ARCHRECORD.CONSTRUCTION.COM/PRODUCTS/**

PRECAST THAT CAN'T BE TYPECAST



Design architect: Bernard Tschumi Architects, New York, NY and Paris, France
Architect of record: glaserworks, Cincinnati, OH

High lets you take precast concrete farther than you've ever dreamed possible. Using cutting-edge 3D computer models to integrate a complex precast panel geometry with an equally complex steel truss structure, the remarkable Richard E. Lindner Varsity Village at the University of Cincinnati pushes the envelope of precast technology. High's unparalleled commitment to new technology and innovation led to this and advancements such as carbon fiber reinforced CarbonCast™—precast that's stronger, lighter, better insulating and more durable, allowing a virtually

unlimited selection of colors, textures and finishes at no additional cost. And the 15'-wide MEGA-Tee deck system, which enables wider spans and more open plans in total precast buildings and parking garages. Visionary structures like the Varsity Village are possible with High's expert technical assistance in all phases of a project, from design to erection. High gives architects the flexibility to explore unique solutions while ensuring a job is completed on schedule and on budget. Call High to learn more about precast that can't be typecast.



CIRCLE 36 ON READER SERVICE CARD OR GO TO ARCHRECORD.CONSTRUCTION.COM/PRODUCTS/

HIGH CONCRETE ■ CONCRETE INNOVATIONS & ANSWERS™ ■ CALL US AT 800-PRECAST ■ WWW.HIGHCONCRETE.COM



INTRODUCING THE LIVING KITCHEN

**When we say it's a hands-on experience,
we mean bring an oven mitt.**

Before you create that dream kitchen, let your client take it for a test-drive. At The Living Kitchen Showrooms, you can actually use many of our Sub-Zero and Wolf products in inspiring kitchen

settings. And our friendly, knowledgeable consultants will gladly help with any questions you might have. To schedule a visit to the showroom nearest you, log on to www.thelivingkitchen.com.



CIRCLE 37 ON READER SERVICE CARD OR GO
TO ARCHRECORD.CONSTRUCTION.COM/PRODUCTS/



LONWOOD NATURAL **GREENAIR™**

Looks natural. Breathes easy.
Eco-friendly low VOC vinyl flooring
with natural wood appearance.

Catch our latest innovations at
GREENBUILD

Atlanta, GA
November 9 -11 2005
Exhibit No. 821



LONSEAL

PHONE 800 832 7111 • WWW.LONSEAL.COM


CIRCLE 38 ON READER SERVICE CARD OR GO
TO ARCHRECORD.CONSTRUCTION.COM/PRODUCTS/

Lonwood Natural Buckwheat #457
GreenAir™ low VOC



LESSON: *Thermal + Moisture Control*

Each wall component multiplies your risk of failure.



Formawall™ Dimension Series® is the one-component wall that works.

What could go wrong? For starters, building wrap rips, fasteners puncture, tapes fail, sheathing is penetrated, steel studs are thermally inefficient and can be sites for condensation, insulation soaks and caulking cracks.

Instead, CENTRIA Formawall Dimension Series compresses the multi-component cavity wall into a single, non-absorbent metal and factory-foam-insulated wall panel. How? A thermally efficient core combined with impervious metal faces, create an air and vapor barrier on the inside and a rainscreen element on the weather side. The side joinery is pressure equalized and has factory seals which connect panel to panel. The result is one, insulated, integrated, lightweight, and easily installed component that defeats water penetration for good without relying on exposed sealants, cavities, or wraps.

Learn more about avoiding moisture problems in exterior walls with the CENTRIA Institute's *Studies In Advanced Thermal & Moisture Control*. The handbook is free for architects, contractors and building owners with a phone call to CENTRIA today.



CIRCLE 39 ON READER SERVICE CARD OR GO TO ARCHRECORD.CONSTRUCTION.COM/PRODUCTS/


CENTRIA

www.CENTRIA.com

North America **1.800.752.0549** China **+86 (0)21 5831 2718** Dubai **+971.4.339.5110**

SPECIFY ROLLER SHADE SYSTEM QUIET ENOUGH FOR LIBRARY ENVIRONMENT

MINIMAL LIGHT GAP BETWEEN FABRIC

ELECTRONIC CONTROL OF SHADE POSITION FROM TIMECLOCK AND WALL CONTROL

HEMBARS ALIGN PRECISELY ACROSS LENGTH OF ROOM



Finally, a controllable roller shade that's as precise as your designs.

Sivoia QED™ Quiet Electronic Drive shading systems

- precision alignment of multiple shades to within 1/8"
- ultra-quiet operation (44dBA at three feet)
- seamless integration with Lutron lighting controls
- symmetrical fabric light gap of 3/4" per side

Visit www.lutron.com/shadingsolutions or call **1.877.258.8766** ext. **562** to learn more about Sivoia QED.



Lutron controls your light...

© 2005 Lutron Electronics Co., Inc.

CIRCLE 40 ON READER SERVICE CARD OR GO TO ARCHRECORD.CONSTRUCTION.COM/PRODUCTS/

For and about the emerging architect

archrecord2

DEPARTMENTS

Flourishing firms are making their mark on American cities. In this month's archrecord2, we profile emerging Austin, Texas, firm Alterstudio, that has proved its mettle with small projects, and is now poised to take on a boutique hotel. In **Work**: A program sponsored by Chicago's Young Architects Forum gives three creative teams cash money to find innovative solutions to a very urban problem: Where do you put your recycling? Also, visit **Design, Work, Live, and Talk** on our site for more upstarts.

Design

Alterstudio: No dogmatists here

According to Larry Speck, FAIA, former dean of the University of Texas (UT) at Austin's School of Architecture, Alterstudio takes lemons and makes lemonade. "But we don't always want to start with lemons," says firm principal Kevin Alter.



"Sometimes we'd rather have chocolate or apples."

After several years of cutting its teeth on residential

renovations and additions in Austin, Alterstudio finally has a commission that's better than chocolate—it's a plum. The five-person firm was commissioned by Habita Group to design a boutique hotel in Austin's South Congress district. The firm members' excitement about the project is palpable, and with good reason. Habita Group has hotels in Mexico City [RECORD, March 2001, page 106] and Playa del Carmen, Mexico, and has worked with major architects, including Enrique Norton and Ricardo Legorreta. This hotel in Austin is its first venture in the U.S.

"This is a dream project for us because, as well as fantastic elements, a hotel also has the intimacy of a residential project," says Alter. The firm takes pride in its thoughtful Modern residential designs, referring to a sleek, Modern bathroom at the Hidden Cove Residence that Alter says "changed people's lives. The homeowner keeps calling us to tell us about the beauty of the light there, or a particular view out the floor-to-ceiling windows." That bathroom also won a Texas Society of Architects Award in 2004. "We take it as such a compliment that our clients have a continued relationship with us," says architect Russell Krepert. "After all, we know where they keep their underwear."

It's the intimate relationship between architecture and people that drives the firm to focus on the details of making things. "We're not interested in our work being unique," says Alter, "but we'd like our designs to make a difference." Four out of five members of the firm teach at UT (Alter is the associate dean for graduate programs there), and all have their own specialty. Partner Ernesto Cragnolino, AIA, is a welder, Mariana Moncada has hands-on construction expertise, Krepert knows the ins and outs of framing, while Jessica Carter is a graphics pro. "Having our specialties lets us bring new perspectives to each project," says Moncada.

Hidden Cove Residence, Austin, Texas, 2005

This project is a phased renovation of a home nestled into a lush, private inlet on Lake Austin. In the master bathroom, an opaque wall was replaced with sliding glass. An ipe bench in the shower, radiantly heated Leuters limestone floors and walls, and a river-stone-filled drain add to the serene atmosphere of the room.



Hardouin House, Austin, Texas, 2001

This renovation and 1,600-square-foot expansion maintains the organization and character of a 1930s two-story brick house while adding openness, spatial continuity, and custom-built furniture.



PHOTOGRAPHY: COURTESY ALTERSTUDIO/THOMAS MCCONNELL PHOTOGRAPHY

Alterstudio's latest completed project required every bit of the firm members' expertise. Texas Hillel, a student center on the UT campus that has secular activities as well as religious services, was completed in 2005. It's the firm's first commercial project, and had a challenging program and specific design requirements. "Hillel's program is unusual, as it provides a forum for holiday and Sabbath services for Orthodox, Conservative, and Reform movements of Judaism," says Alter. "We had to create a place where spirituality is a part of everyday life, not 'sacred' or removed." Situated on a busy corner one block west of the university, the building's collection of abstract masonry and timber boxes houses rooms with free-flowing connective spaces. A glass curtain wall defines the building's precinct, which is wrapped with a variegated ipe-wood screen at the second level.

Alterstudio's members know that the success of Hillel, and the commission with Habita, may mean a time of growth for the firm. But they're not making strategic plans to expand yet, just enjoying the close-knit working relationship of a five-person firm. "It's a bit like being a small-town doctor," says Alter. "We have such a personal kinship with our clients that it's hard to imagine giving some of that up for the sake of getting lots of business." While admittedly not a "bread-and-butter" firm, Alterstudio would love to take on more projects outside Austin. With a prefab home in Hawaii in the design phase, and a new relationship established with Mexican hotelier Habita Group, it looks like Alterstudio's diet of Texas lemons and chocolate may just turn in time to more exotic flavors. *Ingrid Spencer*

For more images and information about Alterstudio, as well as other firms featured in Design, visit archrecord.construction.com/archrecord2/



**Wildcat Hollow Residence,
Austin, Texas, January 2006**

Visitors enter the house under a low balcony at a mezzanine level to the great room, which opens out to a deck, revealing stunning views of downtown Austin.



**Texas Hillel, University of Texas
at Austin, 2004**

Designed in collaboration with Sinclair Black and Andrew Vernooy, the design for this 18,000-square-foot community building called for space that would reflect spirituality as a part of daily life.

A New Vision in Fire Rated Walls.



Work

A greener Chicago: reThink/reDesign/reCycle

Ecotrio, *Green Being*, and *Trios* may sound like the names of the latest New Age musical groups, but in fact they're three award-winning recycling receptacles that may soon find their way onto the streets of Chicago. They are the fruit of a competition called "reThink/reDesign/reCycle," organized by the AIA Chicago Young Architects Forum, that was created to engage the local design community in a worthy goal: to help make Chicago more environmentally friendly.

"It's been a great revitalization of the thought processes surrounding recycling," says Jeffrey Missad, chair of the Young Architects Forum. "We wanted, and we got, entries that were interesting and practical and would make a person stop on the street and think about where they might put their empty bottle or can."

More than 100 entrants rose to the competition's challenge of designing a receptacle that was aesthetically pleasing, functional, and easily maintained. Creative solutions included the use of recycled elements in the designs, such as old bicycle parts or car tires; creating dual-purpose units, like a flower/planter/recycling bin; attaching recycling receptacle devices over existing trash barrels; and combining bus shelters with recycling bins.

Twenty-five finalists, which include the three winners, were chosen from the initial entries, and their built receptacles will be part of the city of Chicago's *Live Green* exhibition, which showcases strategies and products for recycling at home, at work, and at school. The event opens October 14 at the Chicago Architecture Foundation's CitySpace Gallery.

Cash prizes of \$1,500, \$1,000, and \$500 were awarded to the winners, and Missad and the Young Architects Forum are currently negotiating with the City of Chicago to produce the receptacles and utilize them throughout the city.

And word is spreading. Missad says he was recently contacted by New York City officials with the intent of creating a similar competition in New York. "It was a meaningful, interactive, and fun project," he says. An idea to recycle, indeed. *Ingrid Spencer*

For more information on reThink/reDesign/reCycle, including images of finalist and winning entries, go to archrecord.construction.com/archrecord2/



Second-place winning entry *Green Being*, by Emily Siegler and Steffi Xiao (left), and first-place winner *Ecotrio*, by Deborah Kang and Amanda Smith (right), who work at Skidmore, Owings & Merrill.



PHOTOGRAPHY: COURTESY AIA CHICAGO YOUNG ARCHITECTS FORUM

Introducing the newest solution in fire rated glazing from InterEdge!

Imagine an entire fire rated wall uninterrupted by vertical framing! The Vision 60 System is just that—a fully glazed 60-minute transparent wall with no intermediate framing. Each panel of Pyrobel-60 fire rated glazing is separated by a slim silicone caulking, offering truly free and open vision for your projects. With numerous framing options available, this system is ideal for transportation facilities such as airports, retail centers, commercial office buildings, hospitals, schools and any other location where uninterrupted viewing is desired. Take your projects from ordinary to spectacular with the Vision 60 System!

For the most up-to-date information on our entire suite of fire rated solutions, including maximum glazing sizes, framing details, CSI specs, and project photos, please call us at **1.877.376.3343** or visit us online at www.firesafe-glass.com.

PyroEdge™ Glazing

Pyrobel™ Glazing

PYRAN® Star

PYRAN® Crystal

StileLite™ Frames

HighLite™ Frames


Vision 60 System™



CIRCLE 41 ON READER SERVICE CARD OR GO TO ARCHRECORD.CONSTRUCTION.COM/PRODUCTS/

Vision for Life. Vision for Safety.
Fire Rated Glazing Solutions for All Your Visions.

©2005 Majed Photography.



Some walls weren't designed
to keep people out.

The new Samsung M5 series with industry-leading 10,000:1 contrast.

We call them plasmas. You can call them magnets. Because a picture this deep pulls you right in. Samsung's 10,000:1 M5 series are the first of their kind in the industry, affording whiter whites, richer blacks* and shadow detail that defines the next generation of plasmas. And they're available today with our exclusive 2-year onsite service warranty. The Samsung M5 series. Because great design starts with a great picture. www.samsung.com/proav or 1-866-542-7214

©2005 Samsung Electronics America, Inc. Samsung is a registered trademark of Samsung Electronics Co., Ltd. All product and brand names are trademarks or registered trademarks of their respective companies. Screen images simulated.
*Whiter whites, richer blacks than previous Samsung models with a contrast ratio of 3,000:1.

SAMSUNG

CIRCLE 42 ON READER SERVICE CARD OR GO
TO ARCHRECORD.CONSTRUCTION.COM/PRODUCTS/

After the flood: rebuilding the physical and social fabric

Critique

By Michael Sorkin

How to comprehend the disaster of cities destroyed? It begins with the rush of analogies: the 9/11 attack, Baghdad, Dresden, the Chicago fire, Johnstown, Pompeii, the San

Francisco quake. We assemble fragments and screen them on our own neighborhoods, imagining the high-water mark on our own streets, grappling with what would be lost

here, speculating about the frayed ties and deepened bonds that a flood would produce. How would we deal—personally and collectively—with the lost commerce; the failure of public services such as power, water, and sewage; the unleashed misery; the greed?

Living through 9/11 shapes my ability to assimilate the horror. Four years later, Ground Zero remains unreconstructed and controversial, a magnet for bad behavior. Only recently, ground was “broken” for the new transportation center designed by Santiago Calatrava. Just a few weeks ago, the city coughed up an enormous package of tax breaks to induce Goldman, Sachs to build its new headquarters near the site. Architects and developers preen. The memorial is unstarted and its features still contested, caught in arguments that continue to bring out the worst in people, focused now on how much free expression is to be permitted in the shadow of the “Freedom Tower,” itself distilled to an imaginatively shriveled, heavily fortified symbol of triumphalist paranoia and real estate go-go.

Much of the early reac-

tion to Katrina seems eerily familiar. Billions are appropriated for incompetent agencies of our government-hating government. Halliburton is to be further engorged with public funds, and money-grubbing lobbyists queue to the horizon. *The New York Times* runs a photo of a model of a house someone in Libeskind’s office roughed out to try to get a piece of the action in Sri Lanka: The architect hero is ready to save us once again. Accusations fly about intelligence failures, starting with the refusal of the federal government to take seriously study after study that pointed out the jeopardy to coast and levees from major storms, maliciously cutting the budget for reinforcing the system year after year in blithe denial. Coastal wetlands—indispensable barriers and biological engines—are disappearing at the rate of 50 square miles a year, ravished by development secured by taxpayer compensation for those vacation houses that predictably get knocked down again and again. Bush continues to deny the impact of global warming, which everyone else on the planet acknowledges is contributing to the frequency and energy of hurricanes, to rising water (7 inches in the last century, 18 to 36 predicted for this one), to the decomposing heat.

Recriminations are important, and important now. Like the Trade Center attack, it was an unnatural disaster that doomed New Orleans. The city came through Katrina’s wind and rain relatively intact, and citizens were already returning to the streets, relieved, when the lev-



PHOTOGRAPHY: © AP PHOTO/DAVID J. PHILLIP

Flooding threatens New Orleans’s complex social ecologies as well as its buildings.

Contributing editor Michael Sorkin is the director of the urban design program at City College of New York.



Now Available in XXL.

Just one of the many strengths of Alcoa Architectural Products' New Reynobond® XXL.

Want the strength and performance of Reynobond, but need wider ACM panels? *Your solution is here.* Reynobond XXL offers all the benefits you love. Like incredible flatness. Admirable durability. A superb strength to weight ratio. And design-inspiring flexibility. Only now they come in impressive 78 3/4" panel widths—enhancing your ability to combine Reynobond with other substrates and materials that are over five feet in width. So live large. Spec Reynobond XXL for your next project—and get more panel for your money.

Alcoa Architectural Products | build for life®

For more information, contact Alcoa Architectural Products (800) 841-7774. Or visit us online at alcoaarchitecturalproducts.com.

**CIRCLE 43 ON READER SERVICE CARD OR GO
TO ARCHRECORD.CONSTRUCTION.COM/PRODUCTS/**

Critique

PHOTOGRAPHY: © COURTESY FEDERAL EMERGENCY MANAGEMENT AGENCY

ees were breached by the risen water of Lake Ponchartrain.

Bring on the media spectacle. Sensitive celebrity reporters tear up and jabber endlessly about the *stench*, as the screen shows creepy subtitles proclaiming "State of Emergency" and armed troops pass in the background. Bill O'Reilly and his cohort of self-righteous talking heads mount their high horses over the *immorality* of looters (Fox-speak for black folk), depicting them as part of a culture that simply awaited a hurricane to liberate them from constraint. But no one in the media questions his or her own fundamental role in the manufacture of the array of unsustainable longings that figure in the American dream. Their moral parsing is sanctimoniously fine: One pair of sneakers might be justified because of nakedness, the second pair proves the intrinsic immorality of the poor. After all, if

these "people" had gotten the message of the commercials that helpfully punctuate the TV coverage and owned cars like the rest of us, they would have been easily out of there.

Now we must really help. The huge appropriations coming out of Congress must be used deliberately, wisely, expeditiously. Urgent needs for food, medicine, shelter, and repairs must be quickly and compassionately met. But Katrina has not simply created a need for compensation; the storm has raised crucial questions about how we've lived, how we will live. Reconstruction is not enough, not a sufficiently capacious category to guide the mass action that will both produce and define recovery. This is even more true now than it was after the 2001 attacks. While that disaster was enormous, its site was remarkably small, given the scale of the havoc. Reconstruction was charged

with a huge weight of symbolism but never allowed to raise fundamental questions about the nature of New York's form and development.

Biloxi and New Orleans do not have the same luxury of a little-questioned return to business as usual and a focus on the aesthetic niceties of a lavish program of commemoration, of simply tearing down the Superdome, as if it were a Republican Bastille. September 11 caused death on a massive scale, but little homelessness. Many lives were lost, few jobs. For the planners of the future of Ground Zero, the issues are circumscribed. Much of the energy of the post-9/11 debate has been liberated by the artfully



Residents with cars escaped on their own, while many of the poor needed to be rescued.

narrowed parameters of the reconstruction, which never exceeded the apportionment of proper ratios of office and civic space and the apt

INTRODUCING THE NEXT BIG THING IN LIGHTING

Introducing Mini-Micro™, a product less than half the size of our original MR16 fixture. Mini-Micro's™ incorporate new halogen and solid-state technologies that enable an incredible reduction in fixture size, without sacrificing performance.

Mini-Micro™, a complete family of products for your next big project.



Winner of the Best of Category Award for Specialty Luminaires at LIGHTFAIR 2005



shown actual size

CIRCLE 44 ON READER SERVICE CARD OR GO TO ARCHRECORD.CONSTRUCTION.COM/PRODUCTS/

B-K LIGHTING
Quality to Last a Lifetime™

559.438.5800 • www.bklighting.com

Critique

forms of symbolic commemoration of an event of frighteningly and deliberately Manichean clarity. And even this cannot, it seems, be accomplished.

Rebuilding and renewing our Gulf will be much more difficult. Calls to bring on the bulldozers to complete Katrina's remarkably focused urban renewal are irresponsible. New Orleans and Biloxi are treasures to be saved, not erased or reprocessed as Disneylands. And the ripped fabric is not simply architectural. New Orleans has the highest proportion of native-born citizens of any American city, and these connections in and to place down the generations are at the core of its genius. While it would be callous to talk about 9/11 or Katrina having "silver linings," both have wiped slates clean. To reflexively reproduce the status quo ante without vigorously questioning both its values and its defects would slight

the disaster and obscure the urgency of the opportunity. Reconstruction must be modeled at all appropriate scales, and the complex ecologies of regions, cities, neighborhoods, and architectures harmonized with art and care, slighting none. Coastal development must be dramatically regulated. Wetlands must be massively renewed. The levee system must be rebuilt to a standard raised to the level of experience. The social fabric of neighborhoods must be mended and people restored to comfortable and familiar surroundings, to reestablished continuities. Buildings must be repaired.

But this is not enough. The easy theodicy of justification and blame must be put aside in favor of work that focuses not simply on restoration but on making life better, more responsible, more attuned to the realities of our prosperity and to a renewed sense of our shared proj-

ect as Americans. The discourse must become high-minded, not merely high-flown, and the opportunity to shape truly sustainable communities immediately engaged. This is ultimately not more than a strategy for survival, the question Katrina most vividly begs. There's a powerful juxtaposition of the offshore city of glistening oil rigs (and the fantastical onshore refinery metropolises it supports)—all surely to be back online in no time, thanks to resources of a level never available to protect the public—with the stricken city ashore. This is the time to question the relationship radically, to reflect on the intimate connections between the fossil-fuel economy and the future of urban development.

Rebuilding must meditate decisively on sprawl and density, engage the role of renewables in powering our cities and lifestyles, act dramatically to expand public transportation, and revisit planning and building codes for sustainability and self-protection. Decisive, careful, and comprehensive planning is

an imperative, the only way to mitigate the effects of outrageous poverty on the fabric and organization of the city, to recast urban organization along lines informed by 21st-century knowledge. It is the only way to deal with new pressures like the relocation onshore of the casinos that float along the Mississippi coast and the need to create new neighborhoods from scratch. Neglecting this is an affront to the dead and to the survivors.

And hope itself must be restored by making victims into collaborators in the creation of their own better futures, not simply spectators or consumers. A wonderfully encouraging moment in the midst of all the bleak coverage was a brief interview with a small contractor in New Orleans who was taped standing in front of a damaged house, visibly straining to get to work. Pleading for plywood and shingles, he put the urgency eloquently: "The faster we can build, the faster we can wake up from this nightmare." Time for us to help. ■

Help Prevent Mold-Induced Asthma

Mold-related asthma* can send kids to the doctor...and their parents to a lawyer. Protect residents' health—and your own wealth—by protecting against moisture-buildup in your masonry walls. Our patented MortarNet®, with its unique "dovetail" shape, prevents wall-cavity blockage from mortar droppings. The tough polyester mesh lets air circulate freely. Mortar Net® gives you the best wall-drainage system available. Think of it as cheap insurance for your peace of mind.

If you build with masonry, call for more information. We'll include information on Mortar Net® and HouseNet™ for cavity wall construction and BlockNet® and Blok-Flash®, our moisture management solutions for block construction.


**Ask us for a copy of the latest research.*

Use of our products may help you obtain credits toward LEED™ Green Building Certification.

800-664-6638
www.MortarNet.com/bdc

Mortar Net® **Weep Vents™**
BlockNet® **Blok-Flash®**

ARCAT **LEED GREEN BUILDING COUNCIL**



Wall Scaping



Turn your interiors into wildly expressive environments with C/S Acrovyn® Wall Panels. Our comprehensive collection of materials includes woods, metals and Acrovyn. Add to that, lots of colors, textures, finishes and our ability to do custom shapes, and there's almost no limit to what you can create. Call 1-888-621-3344 for more information or visit www.c-sgroup.com/wall.

C/S Acrovyn® Wall Panels



THE DETAILS MAKE THE BUILDING.

LET OUR WARRANTY GIVE YOU AN EDGE.



DuPont™ SentryGlas® Plus gives you the freedom to bring your designs to life. Whether your designs call for framed, open-edged or silicone-joined glass, DuPont™ SentryGlas® Plus delivers

laminated glass with superior edge performance that lasts. We guarantee it.

Introducing the DuPont™ SentryGlas® Plus Edge Performance Warranty. Now when you specify DuPont™ SentryGlas® Plus from a DuPont Authorized Laminator, you can be assured you're getting the strength, clarity and durability you need, backed by the science of DuPont and the protection of the



SentryGlas® Plus Edge Performance Warranty.

Annual outdoor exposure tests conducted on live installations show that SentryGlas® Plus provides superior weathering and moisture resistance compared to traditional interlayers.

We know every design detail matters. That's why we stand behind every edge.

1.800.438.7225 DuPont.com/safetyglass



The miracles of science™

Essays by Moneo, plus work by Zaha, Gehry, Bohlin, and Blackwell


Books

Theoretical Anxiety and Design Strategies in the Work of Eight Contemporary Architects

by Rafael Moneo.
Cambridge: The MIT Press, 2005, 404 pages, \$39.95.

This collection of essays scrutinizes the work and ideas of eight contemporary architectural heavyweights “before they entered the Olympus of textbooks,” writes Rafael Moneo. Originally delivered as lectures in the early 1990s, when Moneo was chair of Harvard’s GSD, his essays have aged well. The title refers to the fact that recent dialogue in architectural circles, instead of elaborating systematic theories, has focused on critical discourse and reflection.

Each chapter highlights a shift in thinking. “It is obligatory to begin any study of the evolution of contemporary architecture with James Stirling,” he contends, because Stirling connected the legacy of the older avant-gardes with the penchant for complexity that followed. Moneo then surveys the work of Robert Venturi and Denise Scott Brown, who famously denounced Modernism’s tyranny in Venturi’s *Complexity and Contradiction* in 1966. He then sifts through the work of Rossi and Eisenman—Rossi because his work became universally known in the late 1970s, and Eisenman for his attempt to make theory precede practice and for masterminding 1972’s *Five Architects*. Alvaro Siza and Frank Gehry dominated the 1980s, Moneo contends, a decade that saw theory give way to pragmatism



and new ways of handling materials and forms, at the same time that poststructuralism and deconstructivism were taking hold in architectural circles. The dramatic changes of the 1990s, he believes, were embodied by Rem Koolhaas, whom the author describes as wanting to “recover rationality” free of intellectual prejudice against developer buildings. By contrast, he concludes, the early work of Herzog & de Meuron revives the tradition of linking architects and painters.

The author follows a short overview of the architects with an examination of their key projects, focusing on the evolution of their ideas, forms, and style. To his credit, Moneo is often unabashedly critical.

Theoretical Anxiety isn’t glossy coffee-table decor. The photos are black and white and small, mainly reminders of buildings we already know. But Moneo’s insights and analyses are often brilliant, and his perspective as a Spaniard and as a former chair of the GSD is a unique one. He conveys his ideas in lively prose, peppered with anecdotes. *Andrea Oppenheimer Dean*

Gehry Draws, edited by Mark Rappolt and Robert Violette, with an introduction by Horst Bredekamp and commentary by Frank O. Gehry. Cambridge: The MIT Press, 2005, 496 pages, \$50.

There is a great tradition of architects drawing. Among the Modernists, Eric Mendelsohn or Antonio Sant’Elia’s sketches stand out for their simple lines and dramatic urban silhouettes; Alvar Aalto’s beautiful sketches provide an insight into the “organic” flow of space and details he envisioned for his houses and interiors; and Le Corbusier drew, painted, and sculpted with varying degrees of success. In later generations, Aldo



Rossi and John Hedjuk are also known for beautiful models and sketches. *Gehry Draws* falls squarely within this tradition, documenting his work on 32 projects through 900 illustrations, mainly sketches, and some model photos. They’re all dated and numbered, like old master prints, and include his

comments and those of his collaborators. Horst Bredekamp provides an historical perspective on Gehry’s drawing process, and Rene Daalder examines Gehry’s relationship to computer modeling.

Coeditor Mark Rappolt provides the book’s only (and very brief) critical essay. He makes a strong case for why these drawings might be important, referring to Robin Evans’s great 1986 essay “Translations from Drawing to Building.” The mention of Evans makes you realize exactly what’s missing in this volume: a discussion of the complex matrix of relationships between architect, client, contractor, structural engineer, office associates, drawings, models, and computer renderings.

The drawings provide tantalizing glimpses of Gehry’s visual and conceptual insights about urban issues in Bilbao, for instance, but give no real explanation of how they informed the design. Readers will hunger for a more critical text. But they will enjoy this giant feast of drawings, even though their investigative purpose is not always clear, and their relationship to the model photographs is sometimes obscure. *Grahame Shane*

Zaha Hadid: Complete Works, by Gordana Fontana Giusti. New York: Rizzoli, 2004, 576 pages, four volumes slipcased, \$125.

To call this elaborate, overweight monograph premature is an understatement. Here’s what you get: A quartet of volumes of various sizes,

Books



containing cross-referenced texts, printed on thick-coated stock, that slip nicely into a rigid, transparent plastic box. It's an impressive package, but why didn't Rizzoli wait a few years, when Hadid will have more finished work to show?

The weightiest volume in the set, measuring 11 by 10½ inches and numbering 240 pages, is titled *Major and Completed Works*. That translates into three “seminal proj-

ects,” seven works in progress, six bits and pieces categorized as “Recent Objects, Furniture, Exhibitions,” and only five built works. Of those, only the Lois and Richard Rosenthal Center for Contemporary Art, in Cincinnati, can be deemed “major” in terms of program, budget, and so forth.

Hadid's world, as presented here, is hard-edged and hard-surfaced, consisting of designs that frequently swoop off at 45-degree angles when viewed in plan. Many seem to exist in a computer-generated nighttime desert, and most are hard to imagine built. Hadid's sketches, rarely beautiful or intellectually compelling, often occupy full pages, as if they were recently discovered da Vinci drawings or Louis Kahn's first conceptual ideas for Dhaka.

Giusti's accompanying text is pretentious and not very helpful, with talk of such things as “mutually exclusive paradigms of urban design” and “reciprocal relationships between static and dynamic elements at all scales.” The set's lightest book, *Process: Sketches and Drawings*, measuring just 5 inches square, is virtually text-free—and that's a blessing.

It's been suggested that publishers are trying to find ways to combat the ready supply of information online, but why this package was assembled, and who will lay down \$125 for these volumes, are anybody's guesses. *Allen Freeman*

Arcadian Architecture: Bohlin Cywinski Jackson—12 Houses, by Peter Bohlin (contributor), et al; edited by Oscar Riera Ojeda. New York: Rizzoli, 2005, 426 pages, \$65.

In his introduction to *Arcadian Architecture*, Thomas Fisher classifies Bohlin Cywinski Jackson's

houses into three categories: the forest retreat, a kind of fantasy of Rousseau's natural house, including a 1972 Adirondack house by Bohlin; the castle or ruin (like the 1981 Gaffney Residence in Coatesville, Pennsylvania); and the primitive hut, “which seeks neither to disappear into nature nor defend us from it,” writes Fisher. He cites Bohlin's own house in Waverly, Pennsylvania, where stone walls, wood decks, and flagstone walks have a simplicity and purity that recall traditional



First Impressions Last.

Products selected for restroom design do make a difference. Customers notice. In fact, 70% of facility managers surveyed said the restrooms were the most visited area of their building. From Bradley's new light-powered lavatory system with *ndite™* technology to partitions, accessories and plastic lockers, Bradley provides the pieces to create contemporary, long lasting restroom designs. Count on Bradley products to make a great first impression—in your restroom *and* on your customers.



1-800-BRADLEY www.bradleycorp.com

Bradley 

PLUMBING FIXTURES WASHROOM ACCESSORIES LENOX™ LOCKERS MILLS™ PARTITIONS

CIRCLE 48 ON READER SERVICE CARD OR GO TO ARCHRECORD.CONSTRUCTION.COM/PRODUCTS/

Real Indiana Limestone in a new modular veneer priced to compete with cast stone.



- Same source of raw material used in our nation's most renowned buildings
- Natural durability and high quality
- Wide range of trim units available
- Precision cut in cost-effective and versatile modular units
- The Classic Complement to brick and other building materials
- Readily available

VanderbiltTM

CLASSIC

Choose the classic beauty and durability of Indiana Limestone building veneers. Call **800-457-4026** or visit IndianaLimestoneCompany.com



INDIANA LIMESTONE COMPANY

IndianaLimestoneCompany.com

OTHER INDIANA LIMESTONE CLASSICS VENEERS AVAILABLE

ROCKFORDTM

ESTATE BLEND



■ A richly textured, lightly tumbled natural Indiana Limestone. The Classic Complement to brick and other materials that adds beauty and value.

BERKSHIRETM



■ Full color blend, random length split faced Indiana Limestone veneer. Timeless beauty of natural stone with an ease of installation.

CIRCLE 49 ON READER SERVICE CARD OR GO TO ARCHRECORD.CONSTRUCTION.COM/PRODUCTS/

Books

Japanese houses and gardens. Yet its Minimal interiors and exposed wood structure also bring to mind the direct, sparse qualities of vernacular American houses. Paul Goldberger has accurately described Bohlin as a “romantic Modernist, determined to use the forms of Modernism to achieve the emotional impact of traditionalism.” Bohlin, in writing about his work, praises “the emotions that all things evoke ... how they calm or trigger fear, how they remind us of other places.”

Today, the firm Bohlin Cywinski Jackson designs large, complex buildings and runs five offices on both coasts. But the work retains its roots in the firm’s arcadian houses that respond to the nature of place, materials, craft, and circumstance while evoking emotion and collective memories. *Arcadian Houses* is beautifully produced; it’s a keeper. *A.O.D.*


An Architecture of the Ozarks: The Works of Marlon Blackwell

Blackwell, by Marlon Blackwell, David Buege, Dan Hoffman, Juhani Pallasmaa. New York: Princeton Architectural Press, 2005, 192 pages, \$40.

The rocky hills of the Ozarks are geographically ambivalent: not quite South, Midwest, or West, but bearing traits of all three. Home to Wal-Mart and abundant poultry farms, the region is chock-a-block with American roadside tourist culture—cabin motels, miniature golf courses, purveyors of kitsch. Dotting the countryside are long, low chicken houses, rusting trailers, and ramshackle agricultural structures. The only architecture of note is by Wright disciple Fay Jones and his heir apparent, Marlon Blackwell.

Blackwell accepts his world as it is and works comfortably “in this

complex, disheveled culture, especially when allowed to work in settings offering nature’s last vestiges,” David Buege writes in his thoughtful introduction. Juhani Pallasmaa commends Blackwell’s decision not to shun “an undesirable




reality” for its ethical basis.

At the knees of Mississippi architect Chris Risher and Samuel Mockbee, under whom he studied, Blackwell learned to use Modernist design principles to transform backroad culture. Like Mockbee, he delights in quirkiness. During the early 1990s, for example, he

designed three prototype houses: the Bullfrog House, a cross between the Villa Savoye and the common bullfrog; the Dragonfly House, a dragonfly-cum-camper; and the HouseBoat-BoatHouse, intended for waterways with active flood plains and inspired by the barge or keelboat stacked with changing shapes. Blackwell’s work is tactile, un sentimental, and unpretentious.

David Hoffman talks of Blackwell assuming “the responsibility as a primary interpreter of the local tradition through the invention of new hybrid forms and motifs that are then adopted by students and other architects.” An example is the BarnHouse, a combination barn, garage, and house that mixes suburban and rural typologies.

Blackwell’s designs gain authority with every new project, and this handsome volume assesses his work at an early midpoint in his career. We look forward to volume two. *A.O.D.*



Specifications and built-in automation for simplifying LEED certification:

- Two new intelligent checklist sections automatically activate relevant green sections and select specific provisions
- Green building provisions added to relevant sections
- LEED submittals added to relevant sections
- Automatic LEED submittals report

1-888-BSD-SOFT 1-888-273-7638
Visit our website: www.bsdssoftlink.com

Microsoft
GOLD CERTIFIED
Partner

BSD
Building Systems Design, Inc.

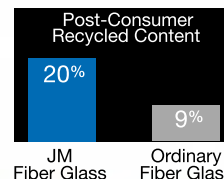
Exclusive offering of
CSI-DBIA and BSD.





More and more architects are specifying formaldehyde-free insulation. Must be something in the air.

Only Johns Manville makes a complete line of formaldehyde-free fiber glass insulation. JM is the only fiber glass insulation that passes Environmental Specification 1350 with non-detect for all pollutants. It's the nation's toughest indoor air quality test, and it's the standard California architects and public school officials rely on to protect 6.2 million children. And JM leads the industry with more than twice the post-consumer recycled content of any other fiber glass insulation manufacturer. That's why more architects see JM as not just the best insulation, but the right insulation. For more information, visit our Web site, specJM.com.



It's Comforting to Know We're There.™

CIRCLE 51 ON READER SERVICE CARD OR GO TO ARCHRECORD.CONSTRUCTION.COM/PRODUCTS/



Make sure your specs are followed to the number with PPG's new Certified ApplicatorSM Program.

When you need to be sure that the color you specify will be the color that gets delivered, rely on the new PPG Certified Applicator Program. Members are quality audited by PPG to help achieve color consistency and maximum performance on window, door, storefront and curtainwall extrusion components. Plus, they use the same color-measuring software and hardware as PPG to minimize color variability.

Choosing a PPG Certified Applicator to support your color and design vision gives you more than color consistency. You get experience – with 40 years of proven performance from Duranar[®] extrusion coatings. You get choice – our global database features 75,000 unique colors, including the vibrant, high-gloss finish of Coraflon[®] coatings. And now you also get the reliability of the PPG Certified Applicator Program.

To find a Certified Applicator and receive PPG's white paper on "Color Considerations," call 1-888-PPG-IDEA. Or visit www.ppgcap.com.

Snapshot



By Ingrid Spencer

“When I met him, he had been sleeping for centuries, and I thought, ‘It is a shame to let him sleep like this.’ From that moment, I dreamed of taking him to Japan.” So says sculptor Kazuto Kuetani about the 3,000 tons of Carrara marble that he transported to Japan’s island of Ikuchi to create the Hill of Hope—a breathtaking 16,400-square-foot environmental sculpture at the Kosanji Temple at Setodacho, in the prefecture of Hiroshima.

After 12 years of work, the monumental sculpture, made of tens of thousands of small and large pieces of white marble, is now half done. Like the bleached bones of a giant Atlantis risen from the sea, the organic forms and sculpted paths, parapets, benches, stairs, and arches of Kuetani’s “temple of the 21st century” conjure a lost metropolis rendered pure in its whiteness. “It’s now part of nature,” says Kuetani of the sculpture, which he refers to as his life’s work, “and you can stand in the middle and touch the marble and experience its bulk

Hill of Hope—a sculptor’s lifetime work in marble

PHOTOGRAPHY: © MASAHIKO TANAKA





Kuetani used structural elements such as stainless-steel poles and granite as a base for the 3,000 tons of marble that make up the expansive sculpture.

directly. I wanted to create an environment where man, sculpture, and nature balance with and understand each other, where children would be eager to leap onto the sculptures, and where hurried working people could find a little peace and quiet by being ushered into a time that stands still.”

Kuetani, who has worked with Italian marble since the late 1960s, first met the main priest of the Kosanji Temple, the chief temple of the Pure Land Sect of Buddhism, in 1985. The temple grounds, which include a museum housing some 2,000 important cultural works, span 164,000 square feet. The priests wanted to add a park that would show “love of mother,” a theme related to the temple’s origins. Kosanji was founded in 1936 by the Reverend Koso in memory of his mother. In 1927, when Koso, then a successful industrialist (said to be the inventor of steel-pipe welding), was 36, he built a villa for her in Setoda-cho. After her death in 1934, he became a Buddhist priest and created the Kosanji Temple at the site of the villa in her honor. Koso died in 1970.

Winner of this year’s Internazionale Marmi E Macchine Carrara Marble Architectural Award for Urban Landscape, Hill of Hope will grow as Kuetani continues to sculpt his perfect “sentiment of gratitude towards nature and the mother.” ■



©2005 DuPont. All rights reserved. The DuPont Oval Logo, DuPont®, The miracles of science™, and Corian® are registered trademarks or trademarks of DuPont or its affiliates.



**VERSATILE HUES THAT
ADAPT TO ANY ENVIRONMENT.**

When you work with Corian® you can choose from the most extensive **COLOR** palette of any solid surface. See all the potential of DuPont™ Corian® Solid Surfaces in our Possibilities Magazine. Call 800-436-6072 or visit coriandesign.dupont.com for your copy.

DESIGNER Harry Allen
TITLE *Core Vase*
MEDIUM **CORIAN®**



The miracles of science™



Imagine a glass that looks like no glass at all.

New Pilkington **OptiView™** Anti-Reflective Glass

With two advanced-technology pyrolytic surfaces and a laminated core, Pilkington **OptiView™** Anti-Reflective Glass reduces reflections – both from the outside *and* inside – to less than 2%, blocks over 99% UV transmittance, and still allows more visible light to pass through than even clear float glass!

The result is a unique fabricated glass that combines the strength, security, safety and sound reduction of laminated glass with the low-reflectivity of a high-end specialty product.

And when you combine that with its large size capability and the fact that it can be tempered and bent like ordinary glass, Pilkington **OptiView™** Glass is not only ideal for museums and displays, but a practical choice for retail storefronts, showrooms, and a host of applications where an anti-reflective product was never possible before.

It's just one more example of Pilkington's advanced technology glass products. To find out more, call us at 800 221 0444, or visit www.pilkington.com.

Pilkington **OptiView™** Anti-Reflective Glass.

It's the most amazing glass you'll never see.



PILKINGTON

First in Glass™

Pilkington Building Products North America 811 Madison Ave., P.O. Box 799 • Toledo, OH 43697-0799 • Domestic Sales: 800 221 0444 • International Sales: 419 246 4943
 Main Office: 419 247 3731 • Fax: 419 247 4517 • E-mail: building.products@us.pilkington.com • Website: www.pilkington.com
 ©2005 Pilkington. Actual photo comparing reflectivity of clear float glass and Pilkington **OptiView™** Anti-Reflective Glass. Due to printing and reproduction limitations, photo may not represent actual glass colors.
 Pilkington **OptiView™** Glass and First in Glass™ are trademarks of Pilkington.

CIRCLE 54 ON READER SERVICE CARD OR GO TO ARCHRECORD.CONSTRUCTION.COM/PRODUCTS/

Ecophon Focus DG*

The suspension system is barely visible through a narrow gap (5/16") and the panels are easily demounted to allow access where it is required.

Ecophon Focus D*

The suspension system is fully concealed from view yet the panels are easily demounted to allow access where it is required.

Invisible Quiet

Semi-Invisible Quiet

*Now available with fully integrated light fixtures and HVAC diffusers

Clean.
Quiet.
The best ceiling panels available...
For the eye, the ear and the mind.

Ecophon[®]
ACOUSTIC CEILING

877-258-7845 [toll free]

Ecophon CertainTeed, Inc.

145 Keystone Dr., Montgomeryville, PA 18936

www.Ecophon-US.com

SAINT-GOBAIN
ECOPHON

CIRCLE 55 ON READER SERVICE CARD OR GO TO ARCHRECORD.CONSTRUCTION.COM/PRODUCTS/

Perform



Express yourself. Upstage your clients' expectations with mellow wood veneers or upbeat laminates. Present a flawless show with our factory finish and new stile and rail doors. And make your design a lasting classic with our proven durability. Set the tone with VT Architectural Wood Doors.

Call our new Architectural Hotline at 1-800-827-1615 ext. 345 or visit www.vtindustries.com/doors.

CIRCLE 56 ON READER SERVICE CARD OR GO TO ARCHRECORD.CONSTRUCTION.COM/PRODUCTS/

VT Architectural
Wood Doors
INDUSTRIES

Brought to Light.

*First National Bank of Hawaii, Honolulu, HI
Kohn Pedersen Fox Associates – Architects
Gensler – Interiors*

WindowManagement™ Solutions

- Automated Solar Shading
- AAC-SolarTrac™
- Daylighting Management
- Brightness Controls
- Seamless Integration

EcoVeil™: Better Than PVC Free...

- The First "Cradle to Cradle" Shade Cloth
- Can Be Reclaimed and Recycled
- Optimized By MBDC
- Selected By Environmental Building News as One of the
Top-10 Green Building Products of 2004.



The Architect's Choice.

MechoShade Systems, Inc.

42-03 35th Street, Long Island City, NY 11101

Tel: 718-729-2020 • Toll Free: 877-774-2572

Fax: 718-729-2941 • www.mechoshade.com





OUR ROOFS FULFILL ONE OF THE MOST
BASIC HUMAN NEEDS. INSPIRATION.



Why stop at shelter? Our tile roofs have such an aesthetic impact on a home's curb appeal, they go far beyond function. (Although their function is pretty impressive too, considering their Limited Lifetime, Fully Transferable Non-Prorated Warranty.) Aesthetically, our tile roofs emulate the natural materials of wood, slate and clay. Their colors, shapes and characteristics are nearly indistinguishable from the real thing, yet they outperform almost every type of roofing material available. So get inspired. Get started with tile by visiting www.monierlifetile.com or call 1-800-571-TILE (8453) ext. 322.

1-800-571-TILE (8453) ext. 322
www.monierlifetile.com



MonierLifetile
Changing the way people think about roofs.

CIRCLE 58 ON READER SERVICE CARD OR GO
TO ARCHRECORD.CONSTRUCTION.COM/PRODUCTS/

Award Winning **INDIRECT LIGHTING**

...Imagine
JUST 3" from the ceiling



- Award Winning
- Patented Technology
- Affordable Design

Finelite brings all the benefits of **INDIRECT LIGHTING** to low ceiling environments with the introduction of **Series 15**.

This NEW luminaire can be suspended **just 3" from the ceiling** and deliver recommended lighting quality, even when spaced 16' on center.

Visit www.finelite.com



For Your New Low Ceiling Solution

FINELITE
Better Lighting

CIRCLE 59 ON READER SERVICE CARD OR GO
TO ARCHRECORD.CONSTRUCTION.COM/PRODUCTS/



Architect Peter Eisenman and landscape architect Laurie Olin joined forces to move earth (above), as well as steel and concrete for the City of Culture of Galicia, Spain. The models, computer drawing, and construction photo (below, left to right) show the magnitude of the project.



Landform future

Architects are literally digging down for inspiration and in so doing are collaborating with landscape architects

By Paula Deitz

In 1964, when Bernard Rudofsky wrote of “the challenge of topography” in his seminal work *Architecture Without Architects*, little did he imagine the import that topography as an organizing principle would exert on 21st-century architecture. In a recent book, *Landscapers: Building with the Land* (Thames and Hudson), Aaron Betsky, director of the Netherlands Architecture Institute, has heralded the joint engineering of the land and structure as a “utopian form of architecture.” In what appears to be a movement, architects, given the opportunity of a spacious site, have an increased awareness of the importance of melding their design with the existing environment. And gone are the days when landscape architects were viewed only as enhancers of surrounding settings.

Now architects and landscape architects are collaborating in designing buildings that are essentially landform structures in and of themselves. In describing his long collaboration with architect Peter Eisenman, landscape architect Laurie Olin speaks of “the relationship between buildings and site—and our exploration of ways that the two might be considered as aspects of the same thing.” As he elaborates, “This is a bit more than thinking of architecture and landscape as being commingled or working in harmony, but rather thinking (and making) each an extension of the other, conceived and built as a continuum.” This form, Olin acknowledges, grows out of the topography of place.

Although Eisenman and Olin have been working together since completing the Wexner Center for the Arts in Columbus, Ohio, in 1989—drawing buildings and landscapes as one integrated unit—only two of their 20-some projects have been built, the other being the recently opened Memorial to the Murdered Jews of Europe in Berlin [RECORD, July 2005, page 120]. As in any long creative process, even unbuilt projects serve to solidify ideas and lead to new ones. Their current collaboration on the City of Culture of Galicia, above the medieval pilgrimage town of Santiago de Compostela, is a true culmination of their long partnership combining theoretical concepts once nurtured separately.

Anyone who saw the first models of the City of Culture exhibited at the Spanish Institute in New York in 2001, or heard the architects in a dialogue on “The Processes of Santiago” at the Architectural League of New York last February, understands to what degree this complex of six undulating ribbons of buildings emerging from Monte Gaiás and a mass of trees surpasses earlier projects and expresses new concepts in urbanism. Since



Weiss/Manfredi is creating the Olympic Sculpture Park in Seattle (above) with Charles Anderson.



IMAGES: © PAISAJES ESPAÑOLES, S.A. (TOP SPREAD); COURTESY PETER EISENMAN (BOTTOM SPREAD); WEISS/MANFREDI (THIS PAGE, RIGHT)

FEATURES


Paula Deitz is editor of the Hudson Review and writes frequently about landscape architecture.



Maserati Museum, Future Systems with Arup Engineers

Located in Modena, Italy, car capital of Italy (birthplace of the Maserati car and company founder Enzo Ferrari), the 50,000-square-foot Maserati Museum is planned for the grounds of Enzo Ferrari's turn-of-the-20th-century home. (No completion date is set.) The museum's blue aluminum roof, curved and pierced with openings emulating racing car air vents, rises about 30 feet and is submerged about 20 feet, supported by hidden

concrete retaining walls. The museum's earthbound design, which was determined by the modest scale of an existing brick workshop being restored for the museum, as well as a tight site, encouraged a close collaboration with engineers (Arup) rather than with a landscape architect. A wall of inclined glass draws visitors into the museum, where more daylight is admitted through the roof slots and amplified by white terrazzo walls and floors. "It's like a museum, a sculpture gallery, not a garage," notes Jan Kaplicky, of Future Systems.



NOAA Satellite Operations Control Center, Morphosis Architects with EDAW Landscape Architects

Scheduled to open this fall, this 208,000-square-foot operations facility for the National Oceanographic and Atmospheric Administration, located in Suitland, Maryland, will provide environmental data for weather predictions and distress signals. The project minimizes the presence of the building by concealing administrative and support functions, which make up

two thirds of the program, within the natural contours of the site. Spaces related to satellite operations will be sheltered in a central, three-story bar that projects above ground. A glass lobby with a security checkpoint links the structures. The glass-and-steel structure will also include an observation platform for educational tours and community outreach. "It's technology and landscape in almost a violent collision," says EDAW principal Dennis Carmichael, who worked with Thom Mayne of Morphosis. "It represents where things are going."

FEATURES

the purpose of the City of Culture—with two libraries, an audiovisual center, photography bank, history museum, and opera house—is to capitalize on the intersection of technology and information systems with art and culture, the buildings themselves on the 173-acre site are tangible proof of the possibilities that can be achieved through technology without losing the memory of the land.

Although the City of Culture appears to be a long way from Eisenman's squared-off House III (1973), which rotated one cube inside another, he has remained true to abstract Modernism destabilized by other figurative programs related to the site. Olin is also a Modernist, but with a touch of Le Nôtre, the 17th-century landscape architect for Versailles. If Olin is known for such orderly, populous, urban sites as Bryant Park and the just-completed renovation of Columbus Circle (a Place de la Concorde for New York, brimming with fountains), he also adds other dimensions to his work through his eye for what Frederick Law Olmsted valued as natural scenery.

For the Galicia project, cultural and geological elements merge in a solution that combines nature and urbanity. The architects began by overlaying the site with the figure of a furrowed scallop shell, symbolic of James the Apostle, whose relics have drawn pilgrims to Santiago since the 12th century. Then they transposed onto the site plan the medieval streets from the historic core of Santiago, warped by the computer, according to Eisenman, as if the topography of the hill were somehow pushed through them. Finally, a Cartesian grid was superimposed to create a variable tartan

of unequal intersecting lines. From this three-dimensional model resulted the distorted, tilting, undulating ensemble of buildings and red sandstone walkways with a large plaza. "Instead of the ground being conceived as a backdrop against which the buildings stand out as figures [read the Acropolis], we generate a condition in which the ground can rear up to become figure, and the buildings subside into the ground," Eisenman explains. The interiors reflect the same folding and fluid surfaces.

Cast over the site plan is a grid of cork oaks recalling agricultural plantings in social centers of Spanish towns. Local grasses and wildflowers creep up the sides of the apparently "excavated" structures of the hilltop to meet roof cladding of native granite slabs. In this northwest corner of the Iberian peninsula, these wavelike volumes are unintentionally reminiscent of the ancient robust granite storehouses for corn described by Rudofsky.

Olin likens the ensemble to the ruins of Etruscan tombs at Cerveteri, north of Rome, where the structures emerge from the landscape at different levels so that they all become one. To complete the illusion here of the mountainous landscape, the plan includes a new forest of Galicia along the steeply terraced slopes descending from the City of Culture. Though Olin has initiated plantings of oaks, birches, mountain ashes, and hawthorns placed on a grid, he knows that the percentages have to be right in order for the natural selective process to turn them eventually into a true hillside forest.

In a different approach to landform architecture, the con-

**McGraw Hill
CONSTRUCTION**

Architectural Record

- U.S. 12 issues at ~~\$117.00~~ **NOW \$64** CAR38DBL
- Canada/Mexico 12 issues at ~~\$132.00~~ **NOW \$79**
CAR38CBL
CAR38MBL
- Outside North America 12 issues at ~~\$199.00~~ **NOW \$149**
- Payment enclosed
- Charge my: AmEx Mastercard Visa Discover
- Bill me

Subscribe
today and
SAVE
up to
45%

Card No.

Exp. Date

Signature

Are you a registered architect? Yes No

Name

Title

Firm Name

Mailing Address

City/State/Zip Code

Country

E-mail

For faster service, call: **1-877-876-8093** (outside the U.S., 609-426-7046),
fax your order to 212-904-3150 or visit www.architecturalrecord.com


SAVE \$53

off the cover price.





NO POSTAGE
NECESSARY IF
MAILED IN THE
UNITED STATES



BUSINESS REPLY MAIL
FIRST-CLASS MAIL PERMIT NO. 42 HIGHTSTOWN NJ

POSTAGE WILL BE PAID BY ADDRESSEE

McGraw Hill
CONSTRUCTION Architectural
Record


P.O. BOX 564
HIGHTSTOWN NJ 08520-9890



Available through the McGraw-Hill Construction Bookstore

Planning and Designing Schools C. William Brubaker

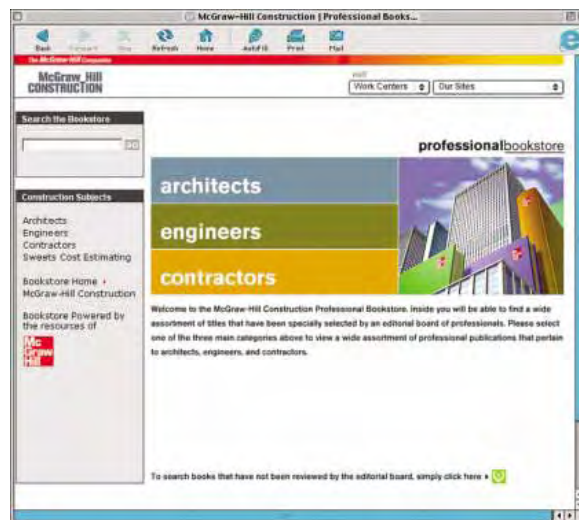
In *Planning and Designing Schools*, award-winning architect William Brubaker shares his knowledge and expertise, gathered over thirty years and more than 200 school projects, to show how to create practical, yet pleasing answers to the challenges of school design. This essential resource covers every phase of school design, giving complete information on such topics as master planning, energy efficiency, indoor air quality, and much more – and includes 22 informative case studies.



1997 • ISBN: 0-07-049405-3
240 pages • 200 illustrations • Hardcover

McGraw-Hill Construction
Bookstore Price: \$51.96

TO ORDER OR TO SEE OTHER GREAT TITLES, VISIT
www.books.construction.com



www.books.construction.com

At www.books.construction.com, you can choose from a wide selection of titles in architecture, construction, and engineering – from the brightest, most respected minds in the field. Our comprehensive online bookstore offers a special **20% discount**, **free shipping**, unparalleled customer service, and a host of other great features.

construction success starts with the
construction.com bookstore

DDJ32

Dodge
Sweets
McGraw Hill
CONSTRUCTION
Architectural Record
ENR
Regional Publications

Find us online at www.construction.com

connecting people_projects_products

The McGraw-Hill Companies



California Academy of Sciences, Renzo Piano Building Workshop with SWA Landscape Architects

The 400,000-square-foot museum, in San Francisco's Golden Gate Park, updates the 86-year-old academy complex, damaged in a 1989 earthquake. In keeping with the academy's mission, the design not only incorporates green elements, such as natural ventilation and solar panels, but features a 180,000-square-foot green roof that will dominate the exterior.

Planted with native vegetation (now being grown on a site outside the city), the roof will curve over the building's aquarium, rain forest exhibit, and planetarium, and curve down at its center into a central piazza. Landscaping will be held in place with gabions (wire cages filled with crushed stone), which will be covered with greenery, while the structure will be supported by a system of cables that Piano calls the "spider web." Floor-to-ceiling glass walls will line the east and west sides of the building. Completion is set for 2008.



Crystal Bridges Museum, Moshe Safdie and Associates with Peter Walker and Partners

Sponsored chiefly by Wal-Mart founder Sam Walton's daughter, Alice, the 100,000-square-foot museum will be located in a 100-acre wooded canyon in Bentonville, Arkansas. Five of the six ribbed museum structures, covered mostly with glass and wood, will be dug into the landscape, acting as retaining walls. On the inside of the complex, two bridges connecting

the buildings function as dams, helping create large interior pools using a nearby stream as the water source. Other landscape elements enveloping the buildings include outdoor sculpture galleries and a terraced garden. "From the outside, you see the buildings sinking down into the landscape," explains Walker. "It becomes part of the land. For us as landscapers, it's not about finishes; it's about making all the systems compatible." Completion is scheduled for 2009. (More landform projects are featured in Record News, page 60.)

FEATURES

structured topography of Seattle Art Museum's Olympic Sculpture Park by Weiss/Manfredi Architects offers a means of healing a divisive rift of urban infrastructure along the derelict site of a former fuel storage and transfer station. In 1976, sculpture had already begun to encroach north of this shoreline area with Michael Heizer's massive *Adjacent, Against, Upon* on landfill with railroad tracks running behind it.

Clearly, the openness and abundant light on waterfronts present coastal cities as ideal locations for displaying the kind of oversize sculpture difficult to house in museums. In their design for the Olympic Sculpture Park, Marion Weiss and Michael A. Manfredi were faced with a 40-foot drop from street level to the water's edge at a location divided by the same railroad tracks and a four-lane highway. Drawing on earlier experiences in mechanically stabilized earth, they created a wide, descending zigzag of a park that bridges seamlessly over the transportation "gorges." The firm's design for the Museum of the Earth in Ithaca, New York [RECORD January 2004, page 112], incorporates a series of berms that conceal parked cars but also purify runoff water through plantings of equisetum; eventually, the overflow of clean water discharges into Lake Cayuga. A similar technology will carry excess water from Olympic Park into Elliott Bay.

In this case, a glass pavilion with galleries at street level acts as an extension of the landscape, and a cut through the sloping roof opens to spectacular views over Puget Sound. Along the first descent, a forest of conifers and redwoods surrounds an upper-level sculpture garden; from


there, the landscape unfurls along grassy paths above sheered slopes planted with fragrant wild roses and supported by concrete slabs that double as screens for video art. The architects are restoring the shoreline into a new recreational beach.

Working with local landscape architect Charles Anderson for horticultural materials, the architects have designed an intimate, aerial park that offers appropriately open settings for the museum's extensive sculpture collection, with works by David Smith, Alexander Calder, Toni Smith, and Mark di Suvero. The level changes and sloping platforms provide an opportunity for distant viewing from different angles that adds to a critical appreciation of three-dimensional objects that cannot be perceived in a flat space.

As a totally constructed environment, like the City of Culture, the Olympic Sculpture Park qualifies for Olin's definition of landform architecture as simply a set of built structures that end up being a landscape. What may have begun as a gesture to energy conservation or sustainable development has evolved into a new aesthetic that shapes inside and outside as a continuum, to use Olin's words. As the architectural firm Weiss/Manfredi has turned to landscape to devise architecture by sculpting the land with felicitous results, Eisenman, in his long collaboration and discussions with Olin, has discovered in local topography a means of merging multidimensional concepts into a veritable eruption of the land. As Olin remarks, "The history of architecture is not over; there is still more to come." Landscape architecture is definitely in its future. ■

IMAGES: COURTESY SWA (LEFT); PETER WALKER AND PARTNERS (RIGHT)

Can you design a room without walls?



Now you can with the vanishing NanaWall.™

Finally, a way to define—and re-define—space by more than mere windows and walls. Combining the strength of an exterior wall with the airiness of a glass window, the NanaWall™ creates mind-opening possibilities as it effortlessly folds out of sight on its patented tracks and rollers.

Now, you can work with more than steel, glass, and concrete. You can control space in an entirely new way. NanaWall™ offers versatile, design-driven solutions for any large opening. When open, it creates wide-open spaces. When closed, it's secure and weather-tight. The independently-tested NanaWall™ is available in a full palette of colors, configurations, and finishes, including durable aluminum-clad wood. Now, you can create dynamic glass walls for any application, from store-fronts to pool enclosures to stadium luxury suites. It's entirely up to you.

You don't create boxes—so why think inside one?

Only NanaWall™ opens your designs as it opens your possibilities.

For more information call
888.411.NANA (6262)

or visit us on the web
www.nanawall.com

CIRCLE 61 ON READER SERVICE CARD OR GO
TO ARCHRECORD.CONSTRUCTION.COM/PRODUCTS/

NanaWall 
Bringing the Outdoors in

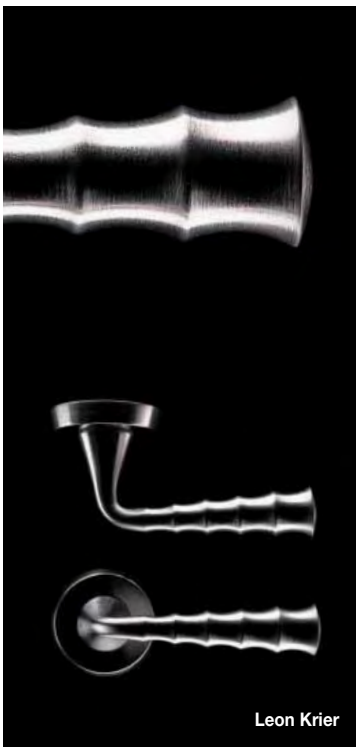


Maniglie
Accessori del mobile
Arredobagno



Valli&Valli

www.vallievalli.com




Leon Krier

Maniglie d'autore

- Eero Aarnio
- Ron Arad
- Gae Aulenti
- Mario Bellini
- Cini Boeri
- Achille Castiglioni
- Cerri & Associati
- David Chipperfield Architects
- Antonio Citterio
- Droog Design-Ronald Lewerissa
- D'Urbino-Lomazzi
- Foster and Partners
- Massimiliano e Doriana Fuksas
- Frank O. Gehry
- Michael Graves
- Gregotti Associati
- Hans Kollhoff
- Yoshimi Kono
- Leon Krier
- Chi Wing Lo
- Vico Magistretti
- Angelo Mangiarotti
- Richard Meier
- Renzo Mongiardino
- Jean Nouvel
- John Pawson
- Gustav Peichl
- Piano Design Workshop
- Andrée Putman
- Alan Ritchie-Philip Johnson Architects
- Aldo Rossi
- Sottsass Associati
- Taller Design Ricardo Bofill
- Matteo Thun
- Marco Zanuso



Fusital



Alan Ritchie-Philip Johnson Architects

Valli&Valli

Valli&Valli (U.S.A.) Inc.
 150 East 58th Street, 4th floor
 New York, NY 10155
 Tel. (212) 326 8811
 Fax (212) 326 8816
 Toll free: (877) 326 2565
sales@vallivalli-us.com

A WARRANTY

that offers more than just fine print.



It's upfront and simple. When you specify DuPont™ Tyvek® CommercialWrap® with the Build It Right™ Warranty for your projects, you know the job will be done right. We make sure of it.

That's why we've introduced a no-nonsense 5-year product warranty with a documented job site service package for Tyvek® CommercialWrap®. And to back it up, a member from our national network of DuPont™ Tyvek® Specialists will provide on-site consulting and training for a successful installation of the Tyvek® CommercialWrap® system.

You'll also get the peace of mind in dealing with a company that for over 200 years has been committed to producing innovative, quality products to enrich lives and protect our environment.

DuPont™
Tyvek®
COMMERCIALWRAP®



The miracles of science™

FOR MORE INFORMATION

www.tyvek.com or 1-800-44-TYVEK




STARRY, STARRY NIGHT

DEEP IN THE NEW MEXICO DESERT,
STAR AXIS BY CHARLES ROSS
FRAMES THE COSMOS

Photography by Charles Ross

With stone forms that spring directly from planetary and stellar geometry, the architectonic earthwork *Star Axis* helps us grasp the relationship between where we stand and what we see. The angles of its Solar Pyramid (left) were determined by the sun's position during the summer and winter solstices. In daytime, its shadow contracts and expands, tracking the shifting seasons.




Tucked inside the Solar Pyramid sits the Hour Chamber, where visitors look through a 33-foot-high triangular portal to watch the stars slide by during one hour of the earth's rotation (above). Polaris, the North Star, is nestled in the 15-degree peak of the portal. A huge dome of sky opens up at the base of the Star Tunnel (right); the time-lapse photograph shows how the stars orbit Polaris in ever-widening arcs as night progresses.





Granite buttresses 6 feet thick and 52 feet high enclose a horseshoe-shaped entry area for *Star Axis*. It took more than 10 years to carve this space from the mesa's bedrock and build the stone walls surrounding it.





In 1975, a young artist named Charles Ross bought a few acres of desert at the Chupinas Mesa in northern New Mexico and began planning an installation that would pay tribute to the timeless choreography of the heavens. His ambitious *Star Axis* is now nearing completion. Its central feature, a staircase called the Star Tunnel (above right), is parallel to the Earth's axis, which now points toward Polaris, the North Star. When finished, an aperture overhead will enclose a circle of sky the size of Polaris's orbit throughout different periods of Earth's precession, the phenomenon that causes our planet to wobble off axis as it rotates. Just check the dates marked on each stair as you climb, and when you look up you'll see where Polaris's path was (or will be). Ross has been building *Star Axis* bit by granite bit, conducting aerial surveys, topographic mapping, and astronomical calculations to align its features with the cosmos. Grand yet somehow intimate, *Star Axis* roots us firmly in the stark beauty of earth, sky, and stone.

The Star Tunnel intersects at a right angle with the Equatorial Chamber (opposite, left, and this page); from this vantage, you see which stars pass over the equator. Eventually the staircase will reach 11 stories into the sky and rise above the Solar Pyramid (visible at the top of the staircase, below).



"Tough performance specifications."

*That's what you
can achieve
with E-Wall™*



Tomball Regional Hospital
Tomball, TX
Products: E-Wall™, System 5600,
Series 2900, System 402

Creating sleek designs with strong thermal performance is simple, with the E-Wall™ Silicone Gasket Curtain Wall System from EFCO Corporation. The E-Wall system's efficient compression gasket eliminates leaks, reduces installation labor, and stays flexible permanently, even under extreme weather conditions. And E-Wall™ boasts a U-value of .19 with a CRF of 85.

For complete features and specifications on the E-Wall Silicone Gasket Curtain Wall System, visit efcocorp.com, call 800-221-4169, or contact your EFCO representative.



Where windows are just the beginning.
efcocorp.com | 800.221.4169

CIRCLE 64 ON READER SERVICE CARD OR GO
TO ARCHRECORD.CONSTRUCTION.COM/PRODUCTS/



Designing *with* **LIGHT**

Everything we see... Most of what we do... and much of what we feel is touched by light. Managing the effects and cost of light is what great lighting is all about.

At Designingwithlight.com you can explore architectural lighting solutions, get budgetary pricing, lead times, fixture schedules and application guidelines – all in a personalized project workspace.

While visiting, also request our new visual selection catalog.

© 2005 Genlyte Group LLC. All rights reserved. www.lightolier.com



LIGHTOLIER®

CIRCLE 65 ON READER SERVICE CARD OR GO
TO ARCHRECORD.CONSTRUCTION.COM/PRODUCTS/

The best roof money can buy.™



Farewell, Mills & Gatsch
Architects, LLC. www.ffmg.com



Painted TCS II® Terne-Coated Stainless

Gently, thoughtfully and with great care – like raising a child – that's how you give a makeover to 110-year-old building like The Thompson Park Visitor Center, Lincroft, New Jersey. After proper consideration, painted Follansbee TCS II roofing became the architect's choice – for its appearance, superior corrosion resistance, and because chances are very good that it will still be working like new when the children of the children of the children we mentioned come to visit.

Follansbee – for those who demand the very best.

Call or visit Follansbee online today to learn more.
800.624.6906 follansbeerooting.com

Second is First.

Comfort Ti-AC 40™ on Tints from AFG Glass



- By glazing the low-e coating on the second surface of a commercial insulating unit—instead of the third surface—AFG is able to put the coating closer to the sun, resulting in enhanced solar protection and improved year-round energy efficiency.
- Compared to a third surface low-e coating, AFG's new second-surface Comfort Ti-AC 40 (on a Green tinted substrate) reduces solar heat gain coefficient from 0.37 to 0.31—while the shading coefficient improves from 0.43 to 0.35.
- To meet a spectrum of aesthetics and design needs, Comfort Ti-AC 40 is available on Green, Blue Green, Dark Green, Bronze, and Gray substrates.
- For maximum flexibility and efficiency, AFG's new low-e tinted products are available with post-temperable coatings.

For more information on how you can improve your glass offering with Comfort Ti-AC 40 on Tints, contact your AFG Glass sales representative or call 800.251.0441.

P.O. Box 929 • Kingsport, TN 37662 • 423.229.7200 • www.afgglass.com



Practical Solutions™

CIRCLE 67 ON READER SERVICE CARD OR GO
TO ARCHRECORD.CONSTRUCTION.COM/PRODUCTS/

**WE'VE CREATED AN INGENUOUS WAY TO JOIN PANELS AND PARTITIONS.
NOT TO MENTION ARCHITECTS AND BUILDERS.**



45-degree corner caps were used to connect Hy-Lite panels to form this neo-angle shower. Flat caps were used to finish off the top and sides of the doorway, while a flat cap and mounting channel were used to attach the panels to the curb and wall.

Aluminum accessories from Hy-Lite® make it easy for everybody to see eye to eye. That's because they make joining our prefabricated, ready-to-install panels, partitions and radius walls remarkably fast and easy. Panels and partitions can be joined at 45- and 90-degree angles, allowing builders and architects to specify Hy-Lite acrylic block systems in almost any conceivable configuration. Accessories are also available to connect angled walls, to seamlessly join panels, and to beautifully finish the ends of a panel or partitions. With aluminum accessories from Hy-Lite, discovering your imagination is easier than ever. To locate a supplier, call 1-877-712-4013 or visit us at www.hy-lite.com.



Round caps finished off the ends of this radius wall perfectly. Aluminum mullins were used to connect the three radius walls together, while a flat cap mounted the units to the top of the curved wall.



90-degree corner caps were used to connect four acrylic block panels together to form decorative, lit towers. The panels were mounted to the base and top piece with flat caps.



Aluminum mullins were used to connect these flat panels and radius walls together. A flat cap and mounting channel were used to mount the units to the base and the walls. Flat caps were also used to connect the desktop to the top of the panels.

Hy-Lite
PRODUCTS, INC.
Discover your imagination.

CIRCLE 68 ON READER SERVICE CARD OR GO
TO ARCHRECORD.CONSTRUCTION.COM/PRODUCTS/

HVAR0605AC

From the ground up

As architects engage their work with the earth, a new kind of building emerges

By Robert Ivy, FAIA

How, at a time when a natural waterborne cataclysm so completely overwhelmed human effort and human life, can we focus on architectural trends? Hasn't Hurricane Katrina ravaged our own sensibilities and energies?

The following pages, however, represent a development in architectural thinking that may prove eerily appropriate. By engaging their minds and work with the earth itself, a new generation of architects is paying unusual attention to the land, and to our relationship to the planet. This new architecture, occurring at the intersection of topography and geography, achieves almost primordial power by examining the way the world lies, then inserting architecture into and within the existing fabric—at once aware and respectful of natural demands.

Included in this section are projects that step down hillsides, slip into rolling contours, and bury into the landscape. A surprising photo essay documents a contemporary installation in the desert that achieves prehistoric forcefulness by aligning the Earth with the cosmos. The operative term for this new work is relationship, of earth to structure, structure to atmosphere, place to person.

While the underlying theory may seem abstract, even ethereal, the reality proves more solid and grounded. RECORD invites you to dig in.

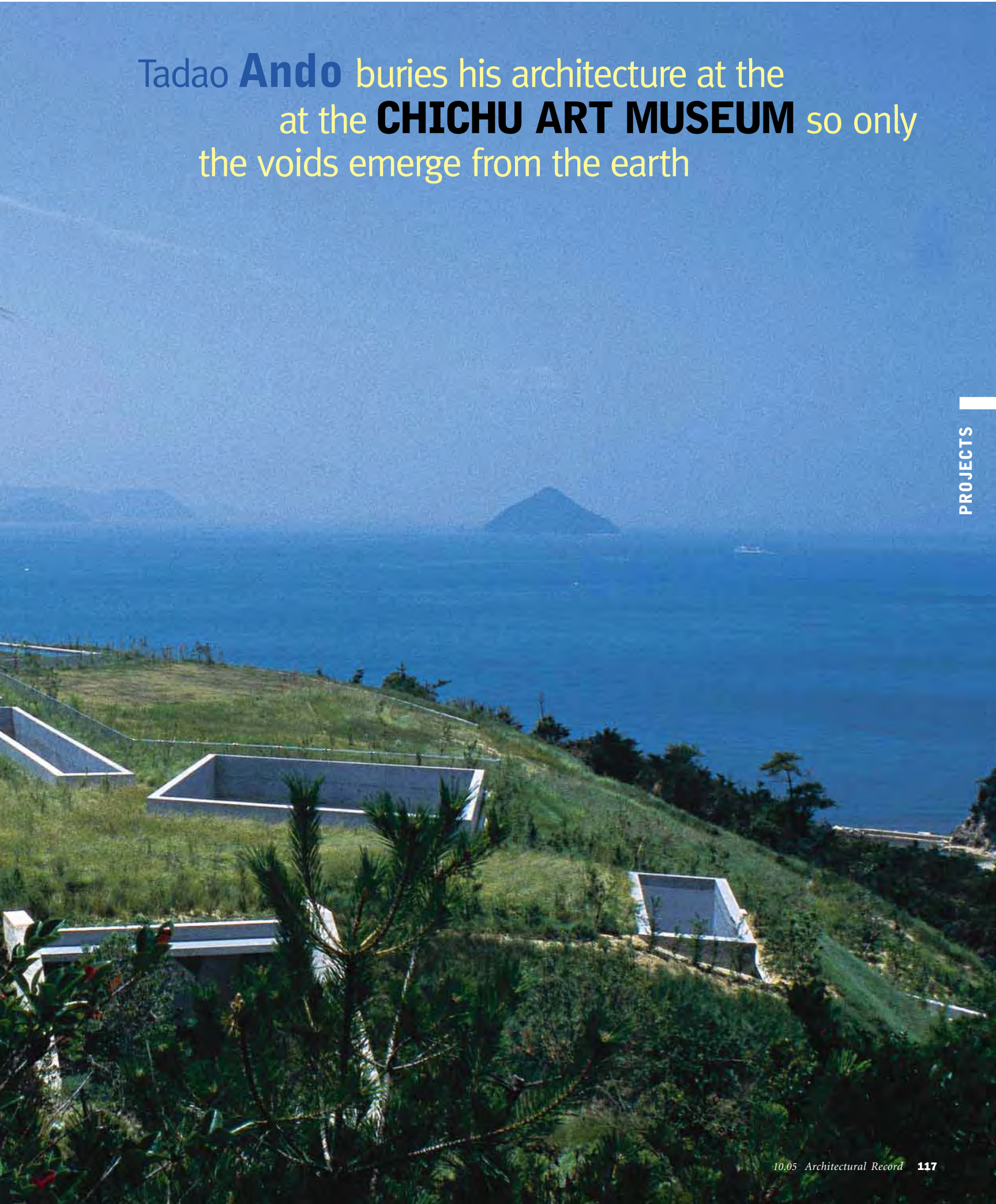


- 1. Chichu Art Museum**
Tadao Ando Architect & Associates
- 2. Leventritt Shrub and Vine Garden**
Reed Hilderbrand and Maryann Thompson
- 3. César Manrique Foundation Studio**
Palerm + Tabares
- 4. Paul Klee Center**
Renzo Piano Building Workshop
- 5. Connecticut Water Purification Facility**
Steven Holl Architects




The museum occupies a man-made hill on Naoshima, overlooking Japan's Inland Sea. It is the third project Ando has designed for this client on the island.

Tadao **Ando** buries his architecture at the
at the **CHICHU ART MUSEUM** so only
the voids emerge from the earth







Visitors enter the museum from a square courtyard (opposite), then walk up one level to the lobby and through a passage (this page) to the galleries.



By Naomi R. Pollock, AIA

Tadao Ando's Chichu Museum represents a welcome return to the intense, small-scale work that first made the Osaka architect famous. In the same vein as his Church of the Light (completed in 1989 in Ibaraki, a suburb of Osaka) and other early projects, this sanctuarylike museum blocks out extraneous visual information and focuses attention on light and sky. Aptly named *chichu*, or "within the earth," the new museum is a collection of concrete volumes embedded in a hilly site overlooking Japan's Inland Sea. Privately owned by the Naoshima Fukutake Art Museum Foundation, the building features permanent installations of works by just three artists—Claude Monet, Walter De Maria, and James Turrell—each displayed in a self-contained gallery. The architect bound the galleries together with a labyrinthine sequence of spaces—light and dark, open and closed—serving as both passage and destination. Visitors journey to the museum's remote island to view the art, but they leave impressed with the powerful impact of Ando's architecture.

The museum sits on Naoshima, a 3.15-square-mile island southwest of Osaka. Accessible only by boat or ferry, the island is a throwback to another era. At its center, a castle town from the Edo Period (1603–1868) functions as a sleepy hub riddled with narrow streets and wood houses,

Naomi R. Pollock, AIA, is RECORD's special international correspondent in Tokyo and the author of Modern Japanese House, published this month by Phaidon.

some of which are now used for art installations. While a copper refinery dating from the Taisho Period (1879–1926) dominates the island's northern side, Benesse Corporation, a Japanese publisher of educational books and study aids, has been transforming the southern side into a cultural district with the help of Ando and other architects. The company first collaborated with Ando on the Benesse House/Naoshima Contemporary Art Museum, a combined gallery and hotel that opened in 1992.

Venturing less than half a mile from Benesse House, visitors approach the 27,700-square-foot, reinforced-concrete Chichu Museum along a ramped walk leading up to an opening in a semidetached concrete wall that slices across the hillside and serves as the building's entry facade. Once past the threshold, they find that sunlight disappears and a disorienting semidarkness takes over. Devoid of signage and other identifying features, a tunnel-like passageway separates the outside world from the museum's somber interior and leads to a sunken, square forecourt carpeted with green stalks of scouring rush, a segmented grass

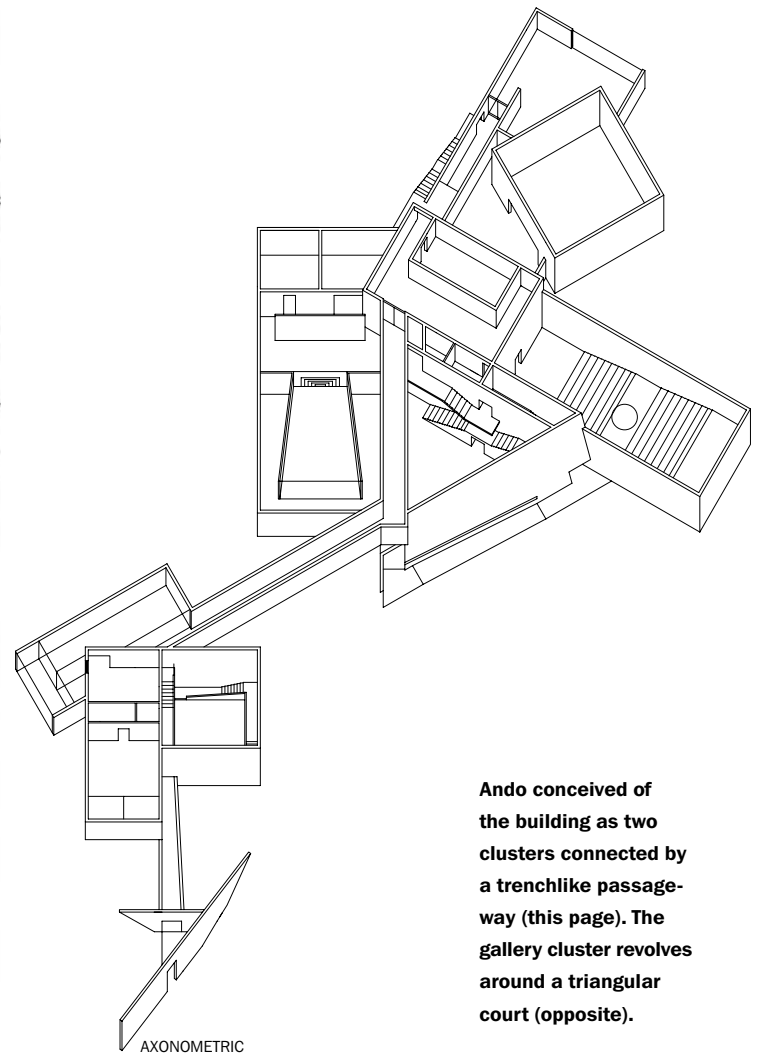
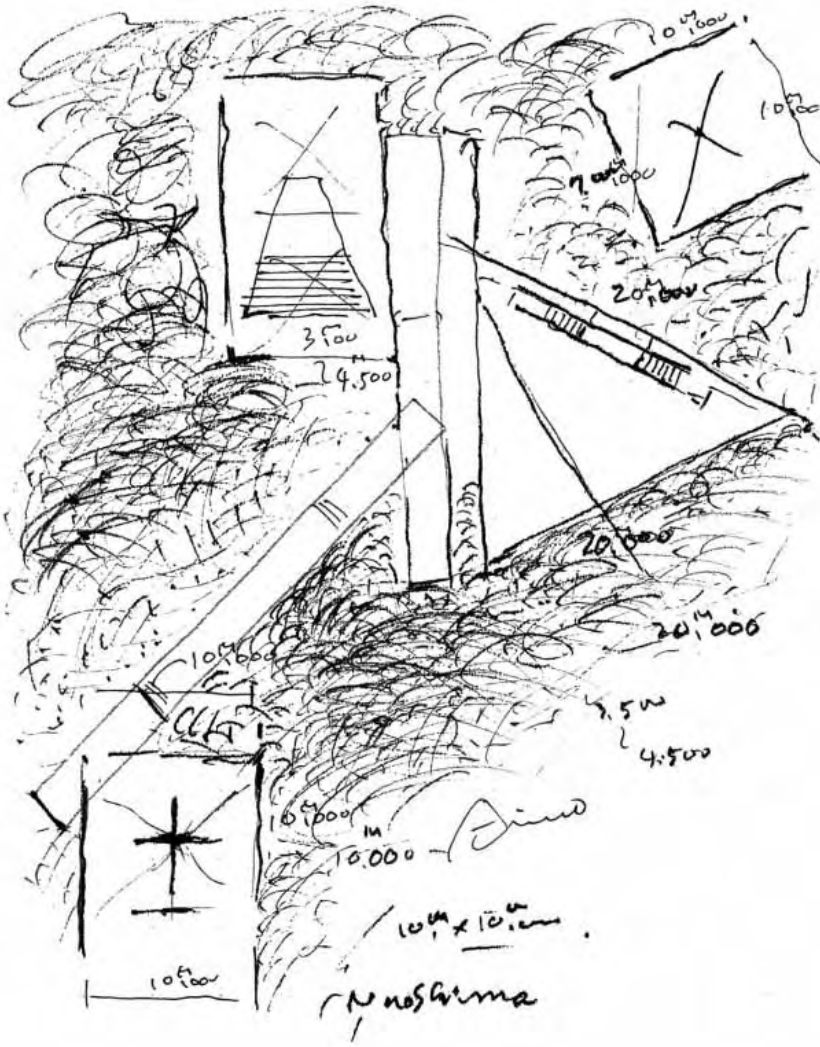
Project: Chichu Art Museum, Naoshima, Japan

Client: Naoshima Fukutake Art Museum Foundation

Architect and engineer: Tadao Ando Architect & Associates—Tadao

Ando, Kazuya Okano, Kanya Sogo, design team

General contractor: Kajima Corporation—Ikumi Toyoda, Mamoru Satake, Yoshiki Urakawa, Sadanori Nishioka, project team



Ando conceived of the building as two clusters connected by a trenchlike passage-way (this page). The gallery cluster revolves around a triangular court (opposite).

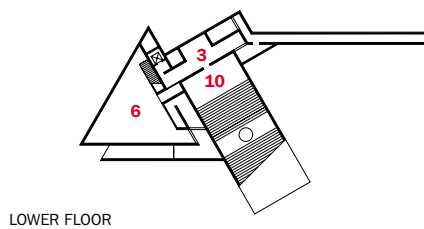
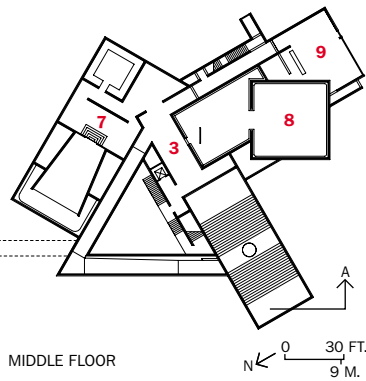
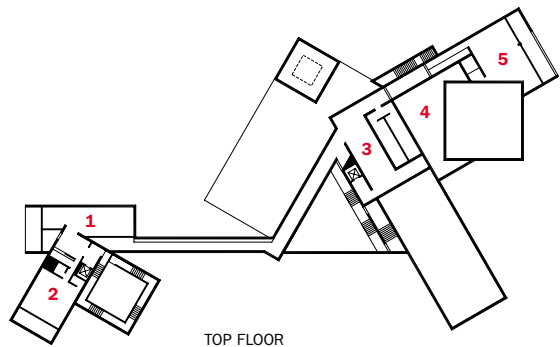
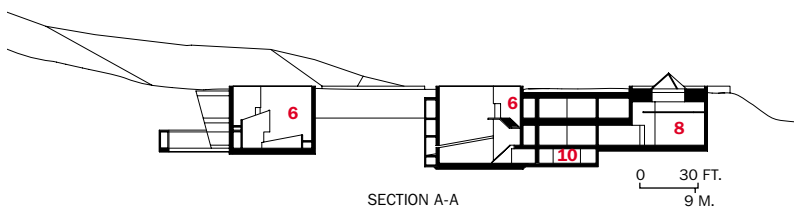
distantly related to bamboo. Like most traditional Japanese gardens, this one is for the eyes only. But as the walkway continues, it steps up and wraps around the courtyard perimeter, offering a variety of views of the greenery below. At the top, visitors enter the lobby but have to go outside again to reach the galleries.

A second trenchlike walkway, this one exposed to the sky but defined on either side by tilting, concrete planes, leads to the heart of the museum: a triangular courtyard whose base forms the museum's lowest level, though its 98-foot-high sheer concrete walls enclose the museum's tallest space. Bracketed by the endless sky above and jagged chunks of limestone scattered over the floor below, the hollow core functions as a bold and arresting element inside the museum, yet is barely visible from the outside. Exterior stairs lure visitors down to the courtyard, which provides access to the De Maria gallery, while concealed ramped walkways—alluded to by diagonal slits in the walls—lead back up to the Turrell and Monet galleries. The museum's circuitous path culminates in a café where customers can dine refectory style at austere wooden tables designed by Ando, while gazing out at the sea and the city of Takamatsu across the water. Framed by a floor-to-ceiling picture window, the marvellous view connects the museum with its setting.

Like the circulation spaces, the galleries are meditative and inwardly focused. Ando's primary role here was to provide raw space for art, leaving the installation design to the individual artists (or the

museum curator, in the case of Monet). Though the three exhibitions are very different, the artists' works have certain shared traits. De Maria's massive concrete stairs bathed in daylight, Turrell's mind-bending manipulation of artificial light, and Monet's soothing water-lily murals all have a strong architectural character, while relating, albeit abstractly, to nature as well. In addition, all three artists have prior connections to Naoshima. De Maria and Turrell had created installations on the island in 2000 and 1999, respectively. And the Monet paintings, purchased by Benesse's founder Tetsuhiko Fukutake some years ago, were the inspiration for the museum complex in the first place. Though the Impressionist masterpieces remain privately held, Fukutake's son, who now runs the company, thought they ought to be publicly displayed.

The question was how to do this. Though the gallery is underground, the museum curator felt the famous artworks should be shown as stipulated in the artist's writings: in daylight and as integral parts of a wall. The experience starts with an exchange of street shoes for cushioned slippers at the gallery entrance—an intimate act usually associated with entering a private home. Here it engages the body in the viewing experience and, on a more practical note, limits dirt from sullyng the gallery's tile floor, composed of 700,000 milky white, marble cubes imported from Italy. Contrasting sharply with the smooth but hard-edged palette of glass, steel, wood, and concrete used elsewhere by Ando, this gallery's articulated floor surface, white plaster walls, and filtered, ambient daylight



1. Lobby
2. Office
3. Foyer
4. Mechanical
5. Director's room
6. Court
7. James Turrell gallery
8. Claude Monet gallery
9. Café
10. Walter De Maria gallery



from above define the room's soft, muted atmosphere. Even the corners of the square space were gently rounded lest their sharp lines distract from the art. The only honed element in sight is a concrete bench designed by Ando but relegated to the gallery's entry vestibule. As Monet requested in his writings, the paintings are housed in high-precision, flush-mounted glass cases that also protect them from the ravages of room air saturated with saltwater.

While the museum proudly brings its Monet masterpieces to public attention, Ando hopes his building will eventually all but disappear. He envisions a time when plants and shrubs blanket its exposed surfaces so only the Platonic shapes of the courtyards and skylights are visible from above. "Both previous designs for the Naoshima Contemporary Art Museum and its Annex have reflected my idea of half-burying the buildings underground, out of consideration for the landscape," explains Ando. "Here, the method is pushed even further by submerging the building's entire volume below the ground." By pursuing this strategy, Ando has done something remarkable: create monumental space without the monumentality. ■



Sources

Windows and doors: Techno Namiken

Skylights: Hokuriku Alcon

Hardware: Fuji High Technics

Millwork: Suminoe Kogei

Chairs: Cassina

For more information on this project, go to Projects at www.archrecord.com.



Ando manipulated light and darkness to draw people through the museum's circulation areas (opposite, top). Each of the three artists represented in the museum has space devoted just to his work: Walter De Maria's *Time/Timeless/No Time* (above), James Turrell's *Afrum, Pale Blue* (right), and Claude Monet's *Water Lilies* (opposite, bottom).



A slot between the pavilion's roof surfaces lets sunlight through (below). The central lawn sweeps through the terraces (bottom). Thompson designed the galvanized steel trellises, which can be removed for maintenance (opposite, bottom).



PHOTOGRAPHY: © ALAN WARD, EXCEPT AS NOTED




Reed Hilderbrand and Maryann Thompson join forces for the new LEVENTRITT SHRUB AND VINE GARDEN in Boston

By Deborah Noonian, P.E.

Being tapped to design a garden for plant experts sounds as daunting as cooking a holiday meal for Julia Child and Jacques Pépin, but Glen Valentine, a project manager with landscape architect Reed Hilderbrand in Watertown, Massachusetts, describes working with Harvard University's Arnold Arboretum as a partnership of complementary strengths. "The client was demanding about the horticultural requirements, which makes sense—plants aren't just ornaments to them, they're the lifeblood of their institution," he says. "But they fully supported our ideas for creating a framework for their new collection." He's talking about the Leventritt Vine and Shrub Garden, which Reed Hilderbrand designed with Maryann Thompson Architects of Cambridge, Massachusetts. Though clearly Modern in character, this green oasis in Boston's Jamaica Plain neighborhood nevertheless feels as timeless and classic as a string of pearls (or steak tartare, to continue the metaphor).

Founded in 1872, the Arnold Arboretum comprises 265 acres of Boston's 7-mile-long Emerald Necklace, and was designed by Frederick Law Olmsted and Charles Sprager Sargent, the arboretum's first director. Harvard set aside a 3.5-acre parcel for planting vines and shrubs that are difficult to grow or care for elsewhere on the grounds. The design team they tapped had worked together congenially on other projects, and this one proved no different. "Our aesthetic sensibilities are very similar, and we share ideas freely," says Thompson.



The site (above), shaped like a blade of a pinwheel, drops 30 feet toward its northernmost point and is bounded on the east by a stream. The arboretum needed a flexible classroom space and gathering spot as well as a garden, so Thompson placed an open-air pavilion at the southwest corner of the slope that opens up expansively to the plantings below. Unlike traditional botanical gardens, Reed Hilderbrand eschewed a rigid symmetrical plan or arbitrary geometric construct around the pavilion. Instead, he laid out rows of wide terraces that slide and fan their way down the sloped terrain. A central processional lawn cuts through them at

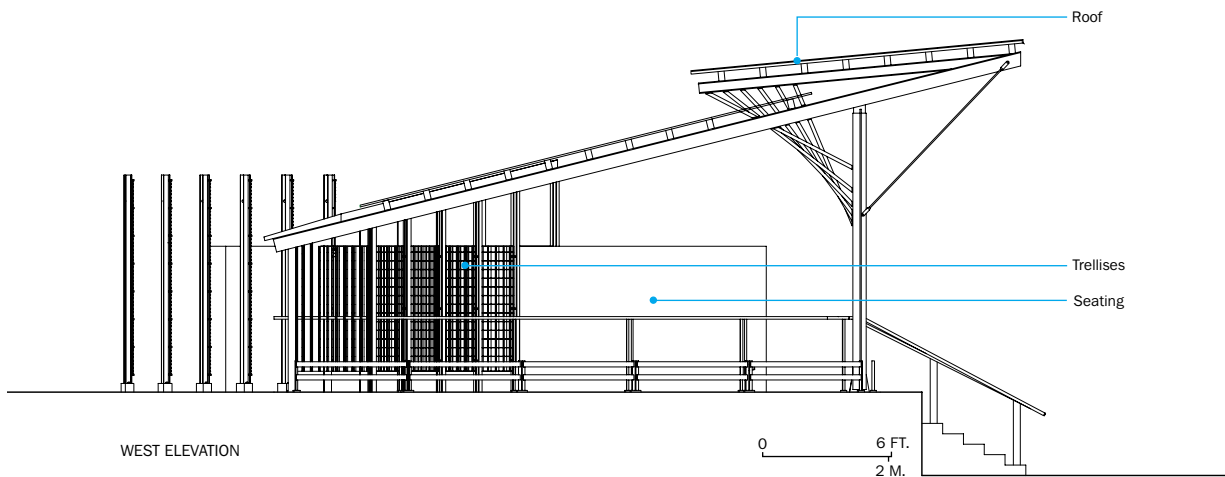
Project: Arnold Arboretum Leventritt Shrub and Vine Garden, Boston
Architects: Reed Hilderbrand Associates (landscape); Maryann Thompson Architects (pavilion,

trellises, stone walls)

Engineers: Arup (structural); Vanasse Hangen Brustlin (civil); Haley & Aldrich (geotechnical)

General contractor: Lee Kennedy





The pavilion's angled roof surfaces mirror the planted terraces (above). Local field-stone used for a retaining wall and throughout the garden adds a dimension of permanence and serenity (opposite).



PHOTOGRAPHY: © CHUCK CHOI

a grade gentle enough for handicapped access. “We wanted the natural form of the land to dominate the feel of the garden,” says Valentine. Maintenance equipment can be maneuvered easily through the terraces, and the plants climb trellises of steel, designed by Thompson, that can withstand the viselike grip of woody vines and shrubs without warping.

The tranquil landscape belies what was a behemoth effort to replace half the site’s fill with a special mix of soil that could nourish the plants, and aptly disguises a complex irrigation and drainage system. Nary a sprinkler head nor an errant hose detracts from the setting.

It’s best to enter the garden from the east, at the base of the 600-foot-long fieldstone wall that forms the site’s southern backbone. The wall rises to 7 feet in height, drawing you into the garden and establishing a sense of intimacy and enclosure despite the hum of nearby traffic. This pathway leads directly to Thompson’s pavilion, a simple structure with a stone floor and brushed-stainless-steel beams and columns supporting a

tongue-and-groove cedar roof overlaid with copper. The shifting geometry of the struts and columns evokes the branches of vine structures growing all around, and its juxtaposition of man-made and organic materials is an apt metaphor for a curated collection of plant life.

Far from being just a resource for the arboretum, the Leventritt Garden is the most significant addition to Boston’s public park system in many years. Reed Hilderbrand and Thompson have added their own sculptural jewel to Olmsted’s Emerald Necklace, one clearly poised to stand the test of time. ■

Sources

Stainless-steel columns, railings, and beams: *Ironcrafters*

Fieldstone and stonework: *M&F Masons*

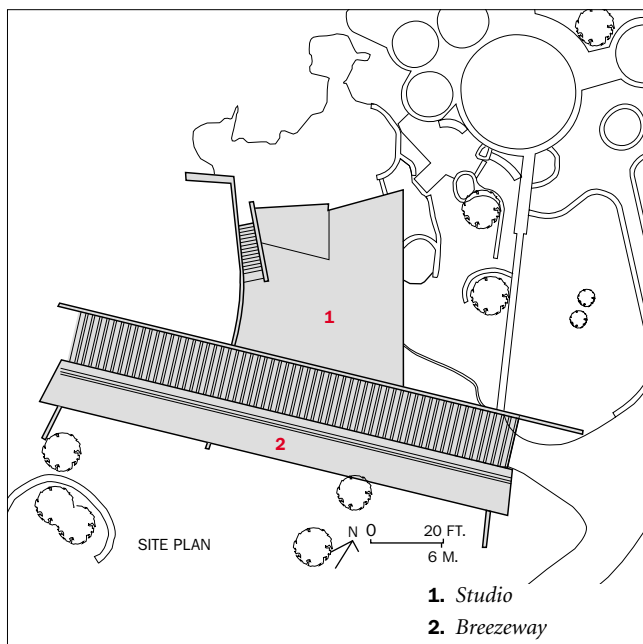
Irrigation: *Irrigation Consulting*

For more information on this project, go to Projects at www.archrecord.com.

The white concrete roof, surrounded by volcanic lava, juts dramatically out of the earth, echoing the nearby mountains (top) and providing a viewing spot. The lava actually penetrates the interior (bottom).



Palerm + Tabares creates the illusion of earth flowing through architecture with its **CÉSAR MANRIQUE FOUNDATION STUDIO** in the Canary Islands



By Sam Lubell

A landscape of relatively fresh lava (dating from 18th-century eruptions) that looks like the surface of the moon against a backdrop of volcanic mountains and a sparkling ocean offers, to say the least, an amazing spectacle. In designing a studio space for the César Manrique Foundation's artist-in-residence program in Lanzarote, the Canary Islands, Spanish architects Leopoldo Tabares and Juan Manuel Palerm sought to enhance the impact of this setting in order to inspire the painters and sculptors who come here for about a month each year.

Deferring to this context, the firm merged the building with its surroundings by placing most of the structure below ground. It clad many of the reinforced, poured-in-place concrete walls and piers with volcanic stones, and brought the surrounding topography into the studio. The architects also expanded the views via floor-to-ceiling windows and a strikingly angled concrete roof that acts as an observation deck. The design, rooted in a Modern aesthetic, intentionally departs from the closed, discrete, colonial-style architecture of the museum and main headquarters only a few feet away.

César Manrique, a painter, sculptor, and architect who was known for embracing the land with his jagged-edged art, started the private cultural foundation in 1982. The foundation headquarters and museum, completed in 1992, just before Manrique's death in a car crash, blends with the volcanic landscape, and is clad in many places with local stones and constructed between the empty spaces in the lava. Its tradi-

tional Lanzarote aesthetic of blocky forms and smooth walls, rendered in white stucco, is enlivened with quirky touches.

Tabares and Palerm, who adhere to a spare, simple architectural design approach, had to convince the foundation to forsake its initial desire for something more traditional. "We work in a Modernist style because it reflects us, not somebody else," says Tabares, whose firm is located in nearby Tenerife.

Another challenge remained: Because of environmental and safety issues, local zoning prohibits new building in the area. Fortunately, the lot where the studio is located, once intended for the foundation's pool, had long been abandoned. Still, it took many months of discussion for the local authorities to allow this type of construction to take place there.

By digging into this lot, and by annexing a small amount of adjoining property, the design team was able to create a 165-foot-long, T-shaped structure. The house, with a spacious, open floor plan, is horizontal, visually mingling with the land, although its ceilings are high—16 feet tall—to accommodate the eventual addition of Manrique's

Project: César Manrique Foundation Studio, Lanzarote, Canary Islands

Architect: Palerm + Tabares de Nava Arquitectos—Juan Manuel Palerm, Leopoldo Tabares, partners; Sergio

García Barbuzano, draftsman

Structural engineer: FHECOR

Ingenieros—José Ramos

General contractor: Construcciones Bayanor



sculptures. The concrete walls are largely covered with brown basaltic stones that echo the look and feel of the area's lava, but which do not crumble under pressure. And at some striking points, the house's windows incorporate large lava formations, fused to them with silicone. These rocks appear to move seamlessly from the outside to within the structure, as if there were no separation at all, and the lava had just flowed into the studio.

Floor-to-ceiling windows in most of the living quarters, and skylights and wide openings in the central breezeway, vividly frame dense rock formations or vast expanses of landscape stretching toward infinity. The large doors and the breezeway also ensure that wind flows through the

INSIDE, THE ARTIST "IS ALONE WITH THE LAVA AND THE SKY AND THE SEA," SAYS THE ARCHITECT.

spaces. The studio's location within the earth maintains ideal temperatures, while the combination of basaltic stone and brown concrete that covers portions of the roof not only helps merge it visually with the landscape, but acts as an effective insulator, keeping the interiors cool during the day.

The roof is intentionally low enough to allow occupants to walk up on it without a stairway, which would look, says Tabares, too unnatural. When you first climb on top, you see only an expanse of land and sky, but as you make your way up the incline, you eventually see the white sands and cerulean blue water of the Atlantic Ocean. Presumably, one would want to

spend plenty of time perched above the building: Lanzarote only receives about 5 inches of rain a year, while cool winds across the waters keep the temperature about perfect year-round. Since stairs were needed to descend from the exterior into the studio below, the architects painted them a vivid red. "We needed them, and so decided not to pretend they weren't there," says Tabares.

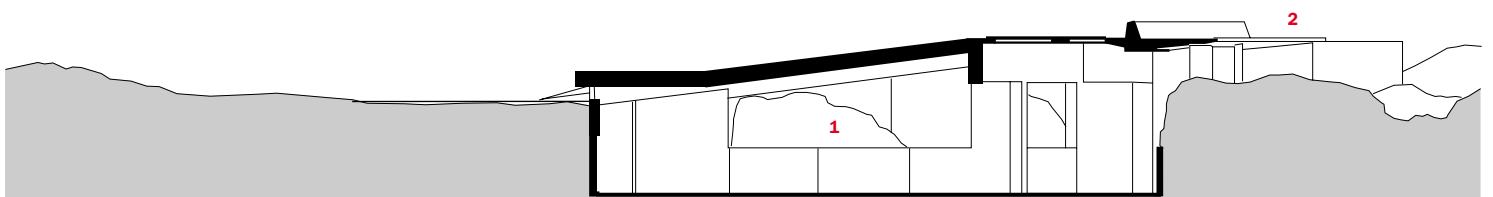
The dramatic surroundings of Lanzarote presented a challenge that the architects seem to have met with a sense of balance. No building could compete with this landscape, so they felt that a stark, spare, unintrusive approach would defer most effectively to the rocky backdrop. But the building still makes its individuality known, jutting out of the earth like a torpedo, and contrasting clean, white, linear forms with the rocky landscape and the local architectural aesthetic. Inside the studio, any such theoretical thoughts, or other distractions of any kind, are washed away, and the visitor becomes engulfed in the irresistible physical drama of the view. The artist in residence here "is alone with the lava and the sky and the sea," as Tabares says. ■

The house makes use of skylights, large openings, and expansive views of the surrounding landscape (above left). The topography is even brought inside (above right), where windows are integrated with lava formations, fused to them with silicone.

Sources

Glass: *Cristalería Insular, Lanzarote*
Lighting: *ERCO*

For more information on this project, go to Projects at www.archrecord.com.



SECTION

0 20 FT.
6 M.

Built into a lot originally meant for a pool, the white concrete structure (right) is enveloped by the site's petrified lava. Harder and denser basaltic stones clad studio walls. While much of the studio blends naturally into its setting, the stair, painted red (top), stands out.

- 1. Studio
- 2. Breezeway





Agricultural patterns (top left) and the gentle contours of a hilly site (top center) are reflected in the site plan (top right) and entrance facade (opposite) of the Klee Center. Along the west facade, glazing hung from the steel girders fills the

tympanums of the arches and is shielded from the sun by two layers of PVC fabric shades: a motorized set close to the windows, and a fixed set at a remove. In addition, motorized blinds filter sun in the lower portion of the glazed wall.

Renzo Piano Building Workshop teams with the earth to create an undulating setting for the **PAUL KLEE CENTER** in Bern, Switzerland



By Suzanne Stephens

The bold, sinuous curves of the Paul Klee Center in Bern, Switzerland, seem surprising considering the discreet, unassertive museum design for which its architect, Renzo Piano Building Workshop, is known. Where are the rectilinear, loftlike spaces with their luminous toplighting and elegant detailing so integral to Piano's oeuvre since the Menil Collection in Houston of 1987? In this 12-acre site in the Schöngrün area east of Bern, grand, roiling, serpentine forms rising from the pastoral contours of the countryside suggest another side to Piano's architectural persona. It is a side less bent on the ethereal and more intent on engaging architecture and earth, which Piano demonstrated previously in the Tjibaou Cultural Center in Noumea, New Caledonia, and currently in a project for the California Academy of the Sciences in San Francisco (see page 98).

Yet, as compelling as this muscular architecture-as-earthwork is, visitors familiar with the small-scale, delicate art of Paul Klee may be disappointed to see the painting, drawings, and watercolors of the lyrical 20th-century Modern master installed in two large galleries that omit natural light altogether.

Piano's turning away from toplighting and toward the topographical at the Klee Center reflects the set of complex circumstances that brought the 160,000-square-foot museum into being. The formation of the \$86 million center, created by a public and private partnership, began with a commitment by Klee's heirs to displaying the work of the artist, born in 1879, who spent much of his childhood and the last years of his life in Bern, where he died in 1940. In 1997, his daughter-in-law Livia Klee-Meyer proposed donating 638 of Klee's artworks to the canton (state), the city, and a

special governmental body, the Civic Community of Bern, if they would build the center by 2006. In addition, Klee's grandson, Alexander Klee, promised a permanent loan of 650 works; this, added to a city-owned collection, would form a total of 4,000 items, the bulk of them drawings.

Initially, the museum was slated for the center of Bern. Then in 1998, Dr. Maurice E. Müller, an orthopedic surgeon who developed the artificial hip, and his wife Martha Müller-Lüthi offered \$47 million for its construction, along with land in suburban Schöngrün near Klee's burial place. The Müllers also wanted Piano as the architect, since he had come highly recommended by the pianist Maurizio Pollini, a former patient of Dr. Müller. Ultimately, the city added more land and donated lottery money for museum furniture and finishes, while a private group of sponsors came up with more funds for the project.

The museum's program called for a main hall 18,837 square feet in size, and a 9,150-square-foot gallery for temporary exhibitions, as well as studios for art education—adult and children. Also included was a 300-seat auditorium for concerts (Klee was also a musician), along with the usual complement of storage space, conservation areas, and offices. In designing the center, Piano, and senior partner in charge Bernard Plattner, worked with the Bernese architectural practice ARB Architects, headed by Kurt

Project: Paul Klee Center, Bern, Switzerland

Architect: Renzo Piano Building Workshop—Renzo Piano, principal; Bernard Plattner, senior partner in

charge

Associated architect: ARB

Architects—Kurt Aellen, principal

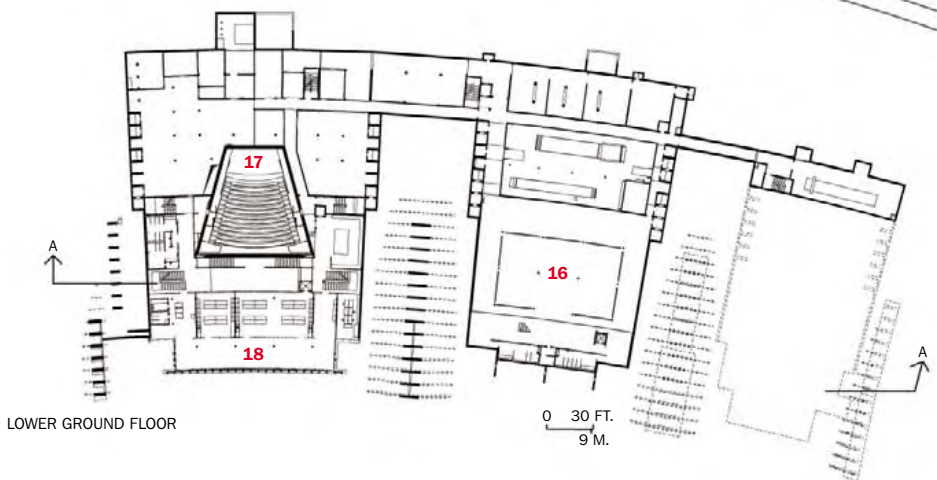
Engineers: Arup, London (Bob Lang, structural; Andrew Sedgewick, m/e/p)



SECTION A-A



GROUND FLOOR



LOWER GROUND FLOOR

Although the center seems to spring up out of the ground along the west facade (top spread), at the rear, the glass and steel hills gradually are taken over by grass and plants sprouting up between the ridges and their stepped-metal louvers (opposite, bottom).

1. North pavilion
2. Central pavilion
3. South pavilion
4. Main entrance
5. Concourse
6. Information
7. Café
8. Serving station
9. Screening room
10. AV rooms
11. Conservation labs
12. Permanent collection
13. Shop
14. Reference section
15. Offices
16. Temporary galleries
17. Auditorium
18. Art workshops





Sources

Steel girders: *Zwahlen & Mayr*
Stainless-steel roofing: *Uginox*
PVC-coated fabric shades: *Ferrari*
Lighting fixtures: *iGuzzini; Erco*

For more information on this project, go to Projects at www.archrecord.com.

Aellen, and the London office of Arup to come up with a scheme that divided the museum into three hill-like forms. A 492-foot-long glazed concourse along the entrance facade connects the “hills,” a series of parabolic arches formed from bent steel profiles that gradually merge into the grassy knoll at the rear of the complex. At the front, where the three pavilions spring energetically from the ground, glass walls and metal louvers partially fill in open spaces between the girders.

Melding a building into this hilly site required a fair amount of earth moving, especially in the north pavilion, where lower-level art studios receive daylight through glazing along the west wall. To anchor the steel arches to the earth, the architects and engineers tied them both to the poured-in-place-concrete retaining and foundation walls, topped by a concrete deck, and also to a cable system that keeps the foundations from moving. Since the three hill-like structures assume different curves, the arches shift in radius from one to another and from pavilion to pavilion. The irregularity of the radii meant that a number of the box-section girders had to be hand welded, although a large portion could be fashioned by machine.

The skylights that top the administrative offices in the south pavilion afford a luxury not allowed to the middle pavilion, where Klee’s art is exhibited, or the north pavilion’s conservation spaces. “It is sad there is no natural light in the Klee galleries,” says Piano, “but only 4 or 5 foot-candles of light could be permitted there.” The curator of the collection, Michael Baumgartner, attests that Klee’s oils, watercolors, and drawings are extremely fragile: Even when he used oil, Klee often worked on burlap or newspaper more than canvas, and frequently mixed oils with watercolors.

In the main gallery, Piano placed the small-scale works on white partitions suspended by cables from the curved beams, so they float just above the floor. He then hung horizontal panels of translucent fabric above the partitions: With a gallery that rises to 35 feet at its highest point, the ceilinglike scrims create a more intimately scaled space for the exhibited works. The panels also diffuse the illumination from metal-halide light fixtures that project up to the ceiling, as well as halogen lights closer to the artworks.

The eerily luminous effect does help mitigate that airplane-hangar feeling in this space. Downstairs, however, in the temporary gallery, the lack of daylight is very noticeable: The flat ceiling, 16 feet high, and the thick, 16-inch-deep partitions that stop 3 feet short of the ceiling, is dreary. While Baumgartner defends this space as being able to accommodate a variety of art usually characteristic of temporary shows, including video, the gallery still has that locked-in, basement feeling. The auditorium, however, in the lower level of the north pavilion, avoids this problem, due to bright red acoustical baffles and seats. But, then again, the program and expectations are quite different.

As a whole, the center fits into its hilly context extraordinarily well; when more trees are planted along the front, and when more vegetation overtakes the roof at the back, the integration with nature no doubt will be impressive. Although the emphasis on the serpentine line recalls many of Klee’s own motifs, the detailing of the gigantic girders obviously lacks the delicacy of the art. Nevertheless, the community has adopted the center as a gathering spot; it helps that a free city bus line takes visitors directly to it. In addition, Piano renovated and expanded a villa next door for a haute-cuisine restaurant (a distinct plus, considering the mediocre fare of the center’s own café).

As a contribution to the evolution of gallery design, however, the center still leaves you wishing for a different kind of setting for Klee’s works. Piano and his team faced a major challenge in designing a low-lit, intimate gallery space for a pastoral site. But while they came up with an arresting solution, the topographical experience still overwhelms the museological one. ■



A bridgelike entrance path winds across the dips between the curving steel ridges (opposite, top), which in turn are braced by compression struts (opposite, bottom). A 492-foot-long concourse with a café and bookstore runs along the west entrance facade linking the three pavilions (above). Oak sheathes floors, open-riser stairs, and the ceiling of the hall. In the main exhibition space in the middle pavilion, acoustical paneling lines the ceiling. Low horizontal scrims diffuse metal-halide and halogen lighting, and create a ceiling plane (right) for the small-scale art.

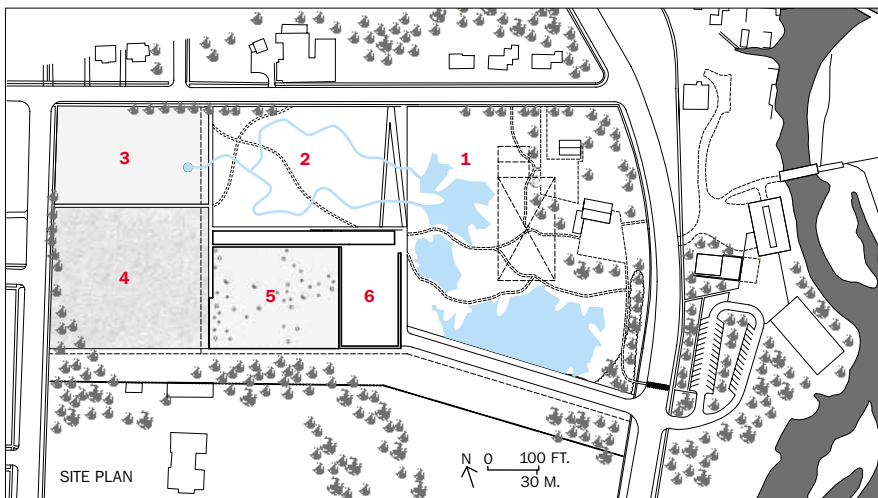


The 360-foot-long sliver houses the administrative and public functions of the facility. The landscape design makes references to the processes of water

purification within the plant, while demonstrating the best watershed practices and implementing numerous measures to increase biodiversity within the park.



- 1. Wetlands
- 2. Turbulent lawn
- 3. Chlorophyll garden
- 4. Wave meadow
- 5. Bubbling marsh
- 6. Filter court



Steven **Holl** creates a prototype with **CONNECTICUT WATER PURIFICATION FACILITY AND PARK** that reestablishes public works as works of art



By Sara Hart

Passing motorists and unaware locals often assume that this elegant structure pressed into a gently sloping site is some sort of cultural institution. It could be. Set back from a busy road, it reads as a long, silver ingot, stretching 360 feet into infinity. The fact that no sign identifies the building makes it all the more conspicuous, presumably not what the client intended.

The reality is more down-to-earth. The building actually houses a hard-working water-treatment plant, which produces 15 million gallons of clean water every day for south-central Connecticut. Then why does an industrial container for heavy machinery require the design talents of the renowned architect Steven Holl? The answer, in this case, is location. The neglected site had been occupied by the ruins of an abandoned, century-old water-treatment plant. Its upper-middle-class neighbors, already displeased with the existing eyesore, were not going to welcome a concrete bunker as the replacement centerpiece for their idyllic environs. The client, the Regional Water Authority, anticipated opposition and enlisted

the community to advise it in the selection of an architect. After interviewing several firms, the authority and the committee agreed to award the commission to Holl's New York-based firm.

The challenge of developing an architectural vocabulary to give form to a highly specialized program inspired Holl and his team, led by partner Chris McVoy, to immerse themselves in the complex science of water purification—a series of stages that begins at the molecular level. Their

Project: Connecticut Water Purification Facility and Public Park

Owner: Regional Water Authority

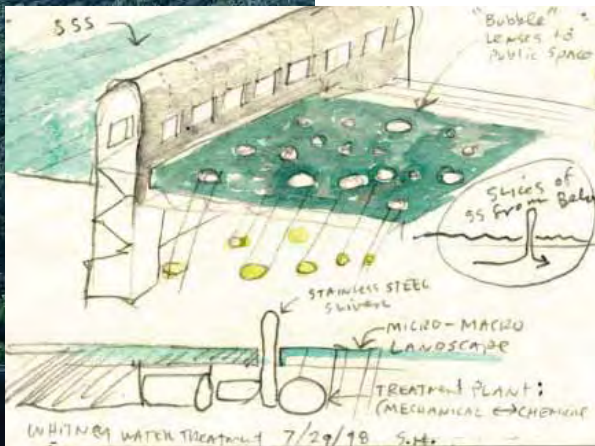
Architect: Steven Holl Architects—Steven Holl, Chris McVoy, design architects; Anderson Lee, Arnault Biou, Annette Goderbauer, Urs Vogt, design architects; Justin Korhammer,

Linda Lee, Rong-hui Lin, Susi Sanchez, project team

Engineers: CH2M HILL; Tighe & Bond Consulting Engineers; The Bioengineering Group

Landscape architect: Michael Van Valkenburgh & Associates





A trellis, which will eventually be covered in vines, encloses the entrance court (opposite). The irregular contour of the pond promotes interaction between soil, water, and plants, which encourages beneficial biogeochemical reactions. The glazed end of the sliver (above right) reveals a multipurpose space on the upper level for educational seminars. The finish water pumps are visible at the ground level.

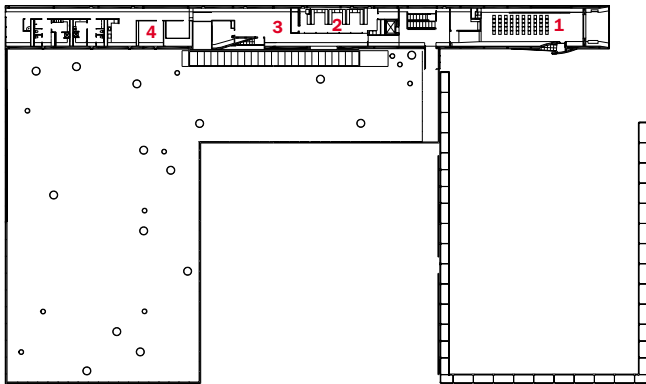
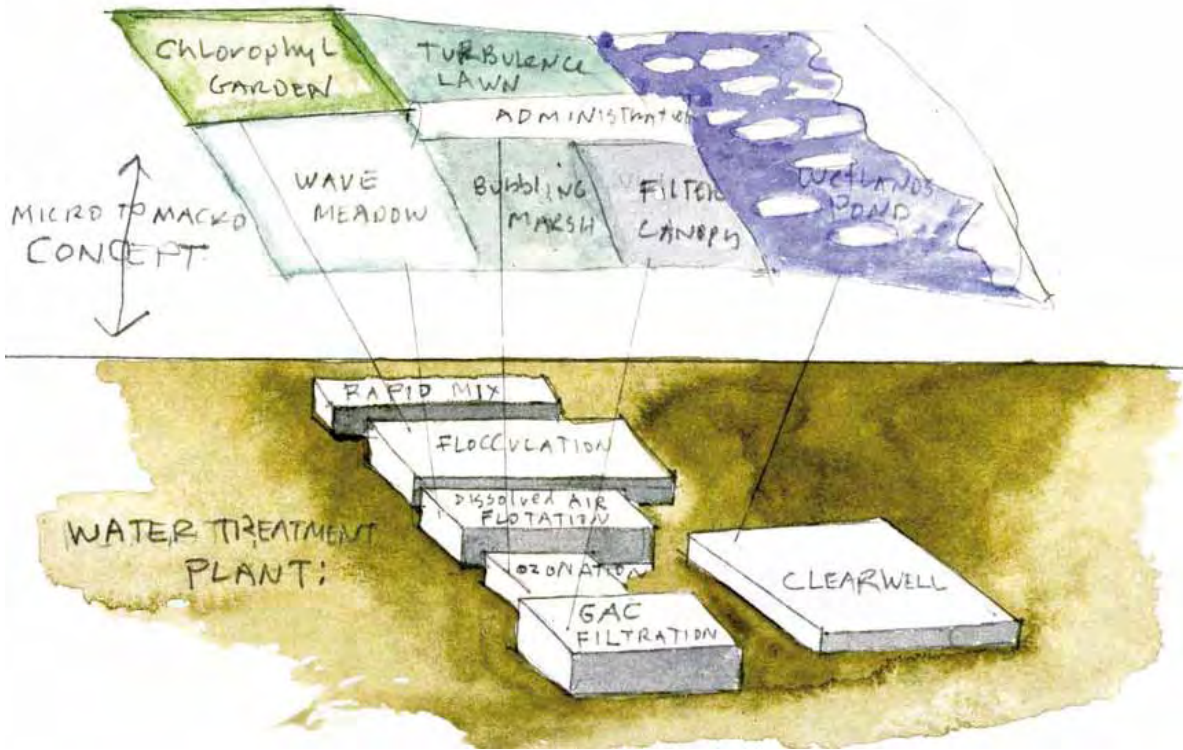


investigation led to the creation of a two-story, shimmering sliver, which houses the public and operational programs, while the water-treatment facilities are dispersed on several levels below grade. Whereas the sliver resembles an inverted drop of water, Holl avoided creating what he calls “an expressionistic artifice” by allowing certain functions to interrupt the form. Gentle bulges appear along the sliver. These are not imperfections, but rather opportunities to insert openings or exterior stairs obliquely against the form.

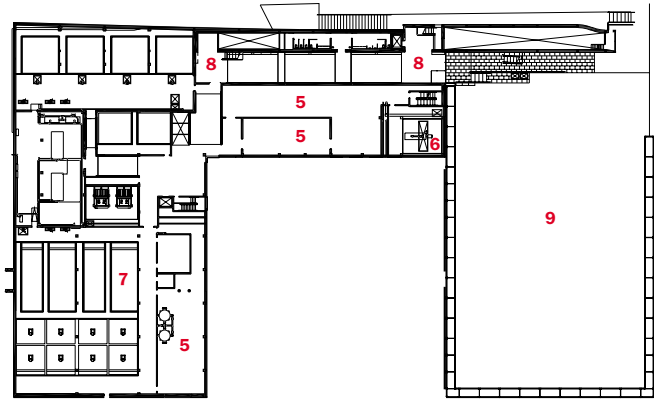
The sliver is a rather simple and economical structure, constructed out of prefabricated steel hoops, enclosed with metal decking, then clad with flat-lock, stainless-steel panels or shingles. Holl then made another architectural move. He turned the level shingle pattern downward at a 6-degree tilt from the curve in section. Not only does this animate an otherwise static surface, it has structural significance as well. The thin shingles warp in two directions against the curve, which stiffens them and thus minimizes oil canning (denting).

Holl’s water-treatment plant could exist quite comfortably in a passively groomed meadow, but the program called for it to be integrated into a public park. Holl conceived of the 14-acre park as a metaphor for the six stages of purification, by rendering them in six uniquely landscaped sectors around the building. Michael Van Valkenburgh and Associates, the landscape architect charged with interpreting this vision, collaborated with The Bioengineering Group (TBG) to adopt those watershed-management practices that maintain natural hydrology. He adopted a low-impact site design, and created a 30,000-square-foot green roof with glazed “bubbles” that flood the facilities below with daylight. His firm designed gardens to filter and store storm water, thus preventing run-off to neighboring sites. TBG created a pond of varying depths and edge conditions and introduced a diverse selection of native plants to

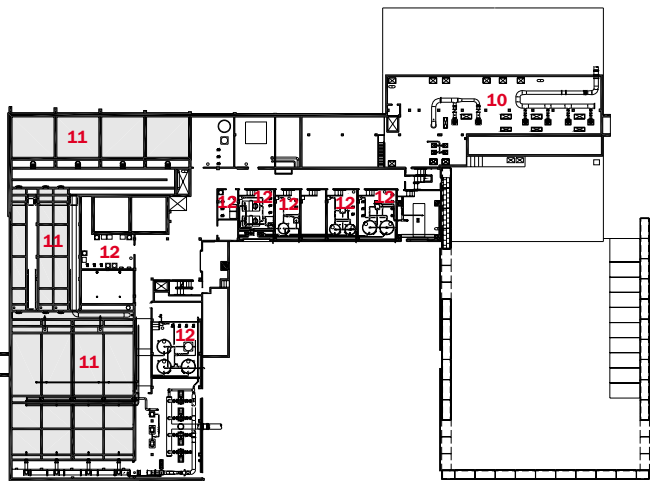
GARDENS :



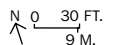
FLOOR PLAN LEVEL +43'-0"



FLOOR PLAN LEVEL +32'-0"




FLOOR PLAN LEVEL +18'-0"



Holl's conceptual, watercolor sketch (top) illustrates his strategy to bond the water-treatment functions to the functions of a working landscape. His drawing outlines the story of the "micro to macro" purification process, which he imagined rendered in six distinct sectors around the plant.

1. Auditorium
2. Laboratory
3. Control room
4. Administration
5. Mechanical/electrical
6. Residuals
7. Water storage
8. Lobby/exhibition space
9. Filter court
10. Pump room
11. Process area
12. Chemical storage

The glazed entrance to the facility (right) leads into the main lobby (below), a space so serene and beautifully crafted that visitors might expect to find a cultural enterprise behind the walls rather than an industrial one. The external stair leads to a multipurpose room, designed for educational seminars and other activities.



create conditions necessary for biogeochemical reactions.

It's hard to recall a recent U.S. project in which architecture and landscape are more intimately bonded. The bond establishes a link between the mechanical processes that artificially renew life-sustaining resources, such as water, and the natural processes sustaining their vitality. This relationship evolved from a conscious effort on the part of the client, the architect, and the environmental consultants to give the project a higher purpose—to educate the public about urgent environmental issues, such as maintaining an abundant supply of clean water, protecting riparian resources, and encouraging sustainable wetlands stewardship. At the moment, the higher educational purpose has been seriously undermined. Citing security issues, the current administration has reneged on its commitment to open the plant to the public, in spite of Holl's studious efforts to create a learning center. His interiors would provide a logical procession through the building so student groups could witness the complex processes involved in water purification. He introduced a multipurpose room that converts easily to an auditorium with a state-of-the-art audio-visual system for teaching purposes.

Whether or not this decision is reversed, Holl's design, coupled with Van Valkenburgh's landscaping artistry, should establish both precedent and prototype for ushering in a new and long-overdue era of architecturally distinguished public works. ■

Sources

Metal/glass curtain wall: *A. Zahner*


Stainless-steel cladding: *A. Zahner*

Green roof: *Roofscapes*

Precast concrete: *Coreslab*

For more information on this project, go to Projects at www.archrecord.com.

Roof Products, Inc. for Unique Roof Accessories.



EQUIPMENT ACCESS CURB

Allows full access through the roof for easy removal or change-out of interior equipment. Ideal for water treatment plants, supermarkets and other facilities where cumbersome equipment is housed. After roofed in, the special structural curb is installed with reinforced, removable covers with attached lifting lugs.



INTERIOR SKYLIGHT SAFETY SCREEN



OSHA approved! Interior Safety Screen mounting, instead of exterior mounting, eliminates additional jobsite labor because the screen is built into the RPI structural curb. Saves cost, provides clean exterior look, and offers maximum security against entry. Curb can be manufactured to any bar joist spacing, which eliminates reinforcing. RPI can also supply the skylights, or, just the screens to be mounted inside existing curbs.



... and, of course, your source for

**Structural Curbs
for proper support**



ROOF PRODUCTS, INC.

Chattanooga, TN • Phoenix, AZ

CALL TOLL FREE 1-800-262-6669


www.rpicurbs.com e-mail: rpicurbs@comcast.net

CIRCLE 69 ON READER SERVICE CARD OR GO
TO ARCHRECORD.CONSTRUCTION.COM/PRODUCTS/

Stretch your imagination.

Tensioned membrane structures from Taiyo Birdair give your designs a whole new dimension.

Your Imagination



Our Technology

Taiyo Birdair has complete design/build resources for tensioned membrane and lightweight roofing systems.

Whether your vision is a world-class sports stadium, a stunning retail complex or an innovative museum concept, we can help you create tensile architecture, large and small, like no one has ever imagined.

We'll work with you and your clients to turn your ideas into a beautiful, strong, and long-lasting structure.

Contact us today for more information.




Taiyo Birdair Corporation

800-315-4842 / 716-204-1234

Fax: 716-204-1236

Email: sales@taiyobirdair.com

www.taiyobirdair.com



Italian works of Art around the World.

There are many works of art by Italians that are not found in museums. Since the dawn of civilization, Italians have created and exported some of their most lasting works of art in Natural Stone: statues, mosaics, floors, balustrades, columns, countertops, stairs and facades found in buildings around the world. PIETRA NATURALE is recognized as the highest quality of Italian Craftsmanship and stone processing technology. Look for our PIETRA NATURALE trademark as your assurance of an Italian work of art in Natural Stone – the perfect encounter between man and nature.

www.pietranaturaleitaly.com



Ministero delle Attività Produttive




Italian Trade Commission
Los Angeles Office



ASSOMARMI



CIRCLE 71 ON READER SERVICE CARD OR GO TO ARCHRECORD.CONSTRUCTION.COM/PRODUCTS/





©2005 Johnson Controls, Inc. ADRP-2052

Whether you need one person or an army, we've got you covered.

Not every building is super complex, or shaped like a lug nut. That's why we offer scalable solutions to fit your specific construction or retrofit needs. A leader in systems integration and technology contracting, we have the dedicated system specialists to provide you with the flexibility, speed and responsiveness you demand. So even if you fall a little short of needing an army, we won't fall short meeting your needs. To find out more, call 1-800-972-8040, ext. 595.

JOHNSON
CONTROLS


www.johnsoncontrols.com

CONSTRUCTION | SERVICE | FACILITY MANAGEMENT | FIRE ALARM & SECURITY | TECHNOLOGY | SYSTEMS INTEGRATION | ENERGY

CIRCLE 72 ON READER SERVICE CARD OR GO
TO ARCHRECORD.CONSTRUCTION.COM/PRODUCTS/



INNOVATIVE SOLUTIONS TO LIGHTING CHALLENGES



INSIGHT LIGHTING BELIEVES IN THE INTEGRITY OF PRODUCT AND LIGHTING DESIGN. OUR MISSION IS TO DEVELOP INNOVATIVE NEW PRODUCTS TO ASSIST OUR CUSTOMERS IN MEETING THEIR LIGHTING CHALLENGES. BY CREATING FUNCTIONAL, AESTHETIC AND ENERGY CONSCIOUS PRODUCTS, WE STRIVE TO ENHANCE THE APPEARANCE AND PERFORMANCE OF A WORKING ENVIRONMENT.

INSIGHT'S INDIRECT ASYMMETRIC FAMILY OF PRODUCTS ALLOWS LIGHTING PROFESSIONALS TO MEET THEIR MOST RIGOROUS DEMANDS. REVOLUTIONARY PRODUCTS SUCH AS "VAS" AND "COMPACT-5" NOT ONLY EFFECTIVELY ILLUMINATE A SPACE BUT ALSO ENHANCE THE APPEARANCE OF THE WORKING ENVIRONMENT. CHOOSE INSIGHT LIGHTING FOR YOUR NEXT LIGHTING CHALLENGE.

FOR MORE INFORMATION VISIT US AT WWW.INSIGHTLIGHTING.COM.

INSIGHT LIGHTING – THERE IS NO SUBSTITUTE FOR INTEGRITY.

I N S I G H T 

CIRCLE 73 ON READER SERVICE CARD OR GO
TO ARCHRECORD.CONSTRUCTION.COM/PRODUCTS/

AIRPORTS

Heavy Weather

AS AIRLINE WOES AGAIN DRIVE ROCK-BOTTOM AMERICAN AIRPORT DESIGNS, INTERNATIONAL HUBS MAKE PASSENGER AMENITY A PRIORITY. CAN WE AFFORD TO MAKE OLD MISTAKES AGAIN?

By James S. Russell, AIA

1.

Madrid, Spain

For 38 gates in two structures, Richard Rogers Partnership and Lamela choreograph the movement of passengers under a sensuously undulating roof.



2.

Tel Aviv, Israel

Moshe Safdie and Skidmore, Owings & Merrill have created a travelers' oasis in one of the world's most heavily secured airports.



3.

Dallas/Fort Worth, Texas

For DFW's fifth terminal, HNTB, HKS, and Corgan reinvent a 1974 prototype as a massive hub for transferring international travelers.



4.

Seattle, Washington

In an airy addition, NBBJ coped with fast-changing security requirements on the fly while staying true to a successful terminal prototype.



In September, Northwest and Delta slid into bankruptcy. Now four of the seven major carriers keep flying only with legal protection from creditors. The terror attacks of September 2001 exposed vulnerabilities in an already-troubled airline industry that \$15 billion in bailout cash from the federal government has failed to reverse even as travel has bounced back. With declining quality of accommodation, fewer flights, long lines, and other security hassles, passengers are unwilling to pay more than rock-bottom prices, so losses still flow at major airlines. The plunge in travel after 9/11 also deprived airline operators of the cash they needed for capital projects, except for security expenditures, underwritten by \$11 billion in federal cash.

This difficult economy has made itself felt in U.S. airline facilities—and not for the better. An addition to Seattle-Tacoma, though becomingly modest, has been compromised for now by still-evolving standards for security. Terminal D, in Dallas/Fort Worth, aspired to transcend the severe constraints imposed by a 30-year-old master plan. Though bright and airy, it suffers from a budget-driven timidity that may haunt it in years to come. Ben Gurion, by contrast, counterpoints extraordinarily demanding screening procedures with a focus on travelers' well-being and unique connection to Israel as a cultural if not literal "home" for Jews. Richard Rogers and Lamela Studio made passage through titanic Barajas welcoming, even exciting, and as clear as possible.

With U.S. passenger numbers reaching record levels, airports must build in this confounding time. The Airports Council International has counted up \$71.5 billion of current projects. They assume a level of spending through 2009 that is as much as one third more than in the 2002 to 2006 period. How much money is actually spent depends on Congress, however, which will have an extraordinarily difficult time coming up with its share of the cash.

Shrinking spending while accommodating more elaborate security requirements is the new norm. American Airlines just opened a budget-slashed \$1 billion terminal at JFK that has all the charm of a high-school gymnasium. Jet Blue has asked Gensler (with the Rockwell Group) to wrap Eero Saarinen's JFK TWA Terminal with 26 new gates for \$125 million less. Gensler (with Hamilton Anderson Associates and Ghafari Associates) also is trying to bring in a 26-gate terminal replacement at Detroit Metro for a bargain-basement \$443 million. It's not the first time airline woes have whipsawed terminal investments. The nation is littered with the miserable, dysfunctional results. (Houston's George Bush and JFK's Delta top my must-avoid list.) Are we doomed to make old mistakes again?

Madrid Barajas Airport

Madrid, Spain

1

RICHARD ROGERS PARTNERSHIP AND LAMELA CHOREOGRAPH THE MOVEMENT OF PASSENGERS UNDER A SENSUOUSLY UNDULATING ROOF.

By David Cohn

Architect: Richard Rogers Partnership and Studio Lamela

Client: AENA

Consultants: Anthony Hunt Associates, TPS with OTEP, HCA (structural engineering); Arup (facade engineering); TPS, INITEC (m/e/p); Warrington Fire Research Consultants (fire); Arup, Speirs and Majors Associates (lighting); INITEC, TPS (airport)

General contractor: UTE

Size: 5 million square feet (main terminal); 3.4 million square feet (satellite); 38 gates total

Cost: 883.5 million euros (\$1 billion)

Completion date: January 2006

Sources

Aluminum standing-seam roofing:

Corus

Curtain wall: Folcra; UTE

Bamboo suspended ceiling:

Lindner AG

Skylight lanterns: IASO

Limestone flooring: Perlato from Levantina

Lighting disk and reflector system:

Siteco + Siemens

Elevators: Thyssen; Krupp; Otis



As approached from the barren foothills that border the river floodplain on which it sits, the new terminal of Madrid's Barajas Airport is a glistening sea of roiling aluminum waves, its 25 acres of undulating roof barely held to the ground by its gaily painted supporting struts. Inside, vast halls and concourses stretch endlessly under this magic flying carpet, which extends protectively over glazed exterior walls.

"The vision to build big and bold came from the politicians," confirms

David Cohn is RECORD's Madrid-based Spain correspondent.

Simon Smithson, who headed the team from Richard Rogers Partnership for the project, which was jointly designed with Madrid's Lamela Studio. "There is a strong desire here to raise the profile of Spain within the European Union." The Spanish Ministry of Development viewed memorable architecture and generous passenger accommodation as essential to position Barajas as one of Europe's key airport hubs. (The obsolete and overcrowded main terminal is already Europe's fifth busiest.)

A 1997 competition for the terminal attracted teams led by Ricardo Bofill, Santiago Calatrava, César Pelli,

HOK, Rem Koolhaas, Frank Gehry, and others. With his father Antonio, Carlos Lamela, principal of Lamela Studio, invited Rogers to join in a bid. Their combination of fresh international star allure—Barajas is Rogers's first commission in Spain—and Lamela's political connections with the reigning national government proved a winning one. The firms formed a single team for the project, an unusual collaboration that both describe as "exceptionally successful."

Program

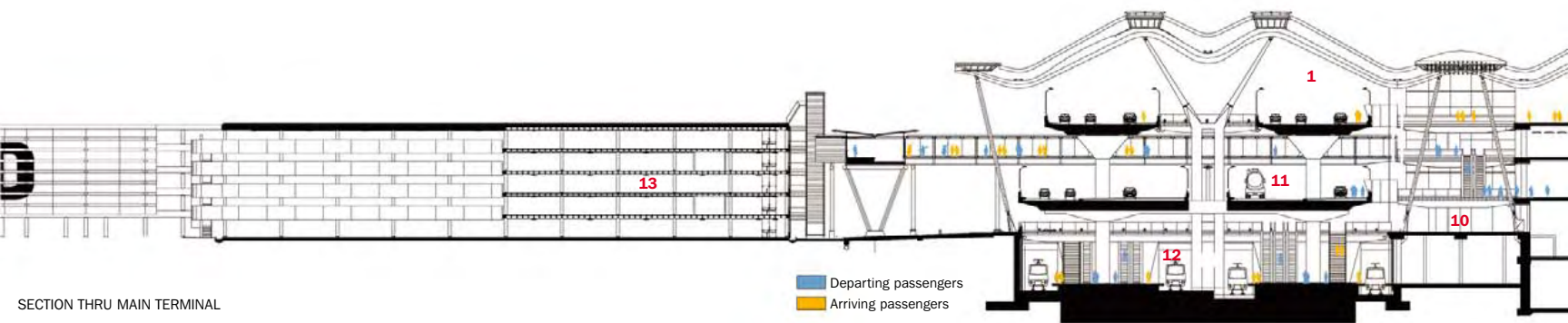
Together with two new runways, the new terminal increases Madrid's

For more information on this project, go to Building Types Study at www.archrecord.com.

PHOTOGRAPHY: © RICHARD BRYANT/ARCAID, EXCEPT AS NOTED; AMPARO GARRIDO (OPPOSITE, TOP); KATSUHIISA KIDA (OPPOSITE, BOTTOM)



Tapered-steel supports brace a roof that undulates in rhythm with the progression of the passenger from curb to gate (above). Gradations of color aid wayfinding (opposite). The roof also vaults between the metal purlins (below).



SECTION THRU MAIN TERMINAL

Departing passengers
Arriving passengers

- | | | | |
|-----------------------------|--|-------------------------------|--|
| 1. <i>Departure curb</i> | 5. <i>Departure/arrival security</i> | 7. <i>Immigration</i> | 11. <i>Arrival curb</i> |
| 2. <i>Ticketing</i> | 6. <i>Train to satellite concourse</i> | 8. <i>Baggage claim</i> | 12. <i>Train to terminals/ city (future)</i> |
| 3. <i>Retail</i> | | 9. <i>Customs/immigration</i> | |
| 4. <i>Passport control/</i> | | 10. <i>Arrivals hall</i> | 13. <i>Parking</i> |

capacity from a current 25 million passengers per year to 70 million, with room for growth. The statistics are staggering: The main terminal covers 5 million square feet, with 174 check-in desks and 38 gates along a ¾-mile-long concourse. Underground automatic trains convey passengers to a 3-million-square-foot, 26-gate satellite concourse. The project includes 9,000 parking spaces, mass-transit platforms, and highway connections. The price tag was a cool \$1 billion (883.5 million euros).

The expansion allows Madrid to postpone creating a distant megaport to replace Barajas, which is a convenient 8 miles from the city center. However, the new project's functionality will be compromised for years because the construction of a subway link between the new terminal and the existing ones, 1.5 miles away, is snarled in a political dispute over its financing. The airport will rely on buses for now.

Solution


The enormous program is organized by long bays running parallel to the runways. Tapered steel supports rise in great Vs out of concrete piers to support a roof that undulates above the departure level in rhythm with the progression of the passenger from curb to gate. Narrow, daylight-flooded atriums open two levels down to the arrivals floor, punctuating the flow at intervals along the way. Glass-bottomed bridges span these canyons, which are lined with glass-sided elevators and sculp-

tured open stairs and ramps. Passengers can look up from baggage carousels and see the sensuous roof curves gently lit by the diffused light. This alternation of dark and light, closed and open, structures the process of both departure and arrival, dispelling passenger disorientation and stress.

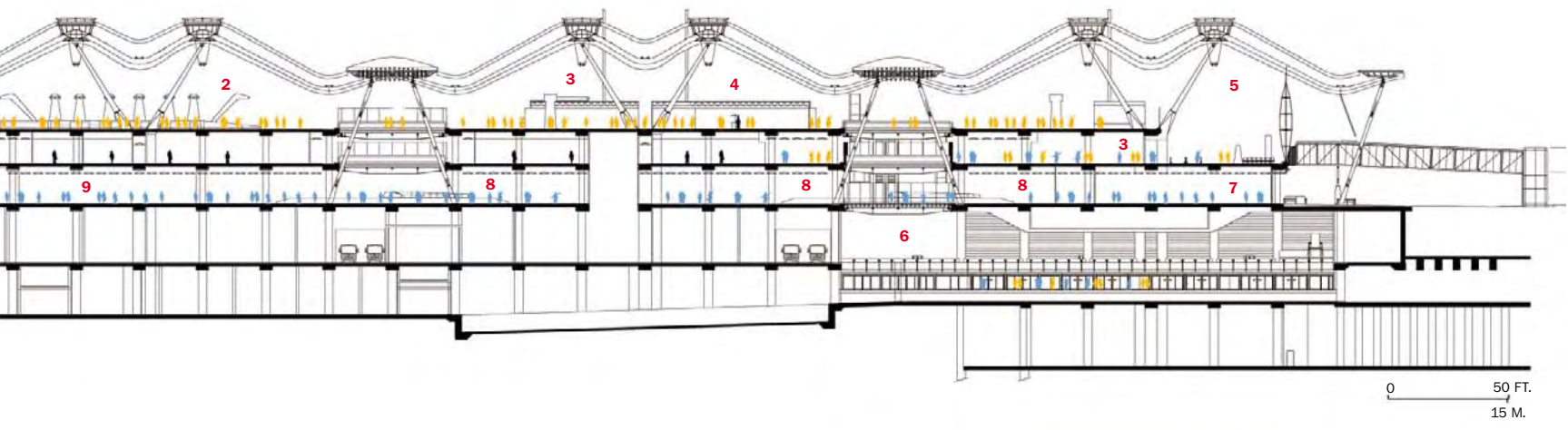
Given the inevitable changes the terminal will undergo over time, the architects established the broken floor plane and the high roof as defining, immutable design elements. Like a market hall, they expect that much of the floor area will fill with the elements that constantly change or adapt, such as concessions, security, and baggage handling. They hope to confine such "visual noise" as stores, signage, and other intrusions, but the architects have struggled to "protect the functional clarity of the scheme and the key architectural ideas," according to Smithson, as the retail and airline fit-out has proceeded. (It was still under way as this issue went to press, because a political dispute between airlines and the government delayed the opening, even though construction otherwise was completed early this year.)

The public concourses are conditioned by an energy-efficient displacement ventilation system, which uses low-velocity air delivered only to the occupied strata of space.


For Smithson and Lamela, the remarkable detailing of the facility—virtually every element was custom designed, from the elevator cabs to the structural steel—was not espe-



Tapered steel tubular supports rise in great Vs out of concrete piers set 60 feet apart to brace the roof over the departure level. Louvered skylights filter the powerful light. Bamboo strips clad the ceiling. Giraffe-necked diffusers condition only occupied space.



The lightness of the cable-braced wall at the double-loaded airside concourse maintains the tentlike quality of the roof. Suspended uplights and reflectors cast indirect light. The "radiators" (below left) diffuse air.







cially costly, given the scale of the project. Computer-assisted fabrication, and the fact that the cost premium for customizing elements is low compared to the U.S., kept costs competitive.

Smithson was impressed by the speed of the design-build process, which spanned nine years, even with the latest holdup. (The terminal will open to passengers in January 2006.) Rogers's Heathrow Terminal 5, by contrast, will have consumed 20 years by the time it opens in 2008. Smithson credits the progress to a lack of administrative snags and local-review hurdles. The broad political commitment to the project "overrides any public objections there might be." He also notes that costs were a third less than for a similar project in Britain.

Commentary

The rolling aluminum coils of the terminal's roofline—in spite of the buildings' size—are not an impressive presence from the runways; their impact is stronger at close range, when pulling up to the departures curb under the extended roof. The architects have chosen to emphasize the interior experience of the terminal, and have studied how to make that experience more pleasant in every respect. The design gives measure to the daunting, dramatic scale of the space—as well as the endless march of its columns and canyons under its high roof—by the way the canyons and bridges punctuate each stage of the passenger's progression: arrival, check-in, security control, waiting and shopping, boarding, and so on. The terminal is like a forest floor, marked with paths and landmarks but leaving room for the imagination to roam. Rogers and Lamela have created a unique and memorable public forum, a contemporary update of the rhythmic vaults of Spain's Cordoba mosque, its Gothic cathedrals, or its 19th-century markets and train stations, bringing a sense of place and arrival to the anonymous, interchangeable spaces of international air travel. ■

Light from glazed end walls and louvered skylights overhead bring what Smithson calls “Madrid’s fantastic daylight and a sense of changing time” into “canyons” (right) that structure the passenger’s progress by alternating light and dark (opposite). Arriving passengers traverse the building on the lowest main level, lit in part by “wok” fixtures (below). The architects intended that the broken floor plane and the high roof remain defining, immutable design elements, allowing demised zones beneath to adapt over time to changing needs.



Ben Gurion Terminal 3

Tel Aviv, Israel

2

MOSHE SAFDIE AND SKIDMORE, OWINGS & MERRILL HAVE CREATED A TRAVELERS' OASIS IN ONE OF THE WORLD'S MOST HEAVILY SECURED AIRPORTS.

By **Andrea O. Dean**

Architect: Skidmore, Owings & Merrill (landside)—David Childs, FAIA, Roger Duffy, AIA, Marilyn Taylor, FAIA, T.J. Gottesdiener, FAIA, Hamid Kia, AIA, Michael Keselica, Ross Wimer, AIA, Guy Punzi, Reiner Bagnato, AIA, Herb Lynn, AIA; Moshe Safdie & Associates (air-side)—Moshe Safdie, FAIA, Irit Kohavi, Michael McKee, Michael Guran, Isaac Franco, AIA, Hugh Phillips, Michael Joyce, Michael Kim, Craig Jacobs

Associate architects: Karmi Architects, Lissar Eldar Architect (landside); TRA (airside)

Consultants: Arup, Kahan, Muller Yaron Maller (structural engineering); Arup, B. Schor & Co., Dani Hahn, Lean Engineering, Y. Leshem Shachak (mechanical, communications, fire engineering); TAMS Consultants, Yani, D. Bar-Akiva (electrical); TAMS, Yosha, Abraham Schwartz (plumbing)

General contractor: Arenson

Size: 2.9 million square feet (including parking), 24 gates

Cost: \$1 billion

Completion date: 2004

Sources

Modified-bitumen roofing: Siplast

Curtain wall: Alcan Deutschland (panels); Guardian (glass)

Stone: Jerusalem stone (walls, local source); Indian stone (tiles)

For more information on this project, go to Building Types Study at www.archrecord.com.

In a nation surrounded by unfriendly neighbors, the thoroughness of security at Israel's Ben Gurion International Airport is legendary. Terminal 3 handles all of Israel's overseas air traffic, replacing Terminal 1, an outmoded remnant from the 1930s British Mandate over Palestine. Because the project's construction, begun in 1998, coincided with the four years of violent Intifada (the Palestinian uprising), it became a symbol of hope and the future.

The project was so large—2.4 million square feet, with an eventual capacity of 16 million passengers a year—that the Israel Airport Authority thought it best to hedge its bets by hiring two separate design teams. The New York City office of Skidmore, Owings & Merrill (SOM, with Karmi Architects of Jerusalem) was charged with overall planning and conceptual design and with responsibility for a structure that handles landside ticketing and arrivals functions. Israel-born architect Moshe Safdie's Cambridge, Massachusetts, firm (with now-closed TRA Associate Architects) designed a linking structure and the airside departure areas and gates. During the three-year design phase, the teams met at least monthly to shape the work into a coherent whole.

RECORD contributing editor Andrea O. Dean lives in Washington, D.C.

Program

SOM and Safdie sought to avoid the generic appearance of many large international airports, in part by reflecting the country's culture and climate. Roger Duffy, SOM's principal in charge, wanted Terminal 3 to embody the dichotomy of daily life in Israel, "a modern society imbued with a sense of ancient history and culture." The extensive security procedures increase passenger wait time and tension, so Safdie and his team focused on making the passenger experience both calming and welcoming. Since Israel is both the actual home for many passengers and also the symbolic home for many Jews, the airport authority and the architects paid particular attention to dignifying the departure and arrival processes—experiences that can be particularly wrenching given the nation's short, violence-soaked history.

Solution

By car, a white dishlike cap identifies the terminal from a distance. An upper-level drop-off ramp is separated by a gap (a precaution against vehicle explosions) over a lower-level train station (section, page 160). Across from the terminal, a garden of native plants, including seven mentioned in the Bible, sets the stage. It's wrapped by the parking structure. Arcaded passageways take the passenger along the garden into the terminal, which is clad

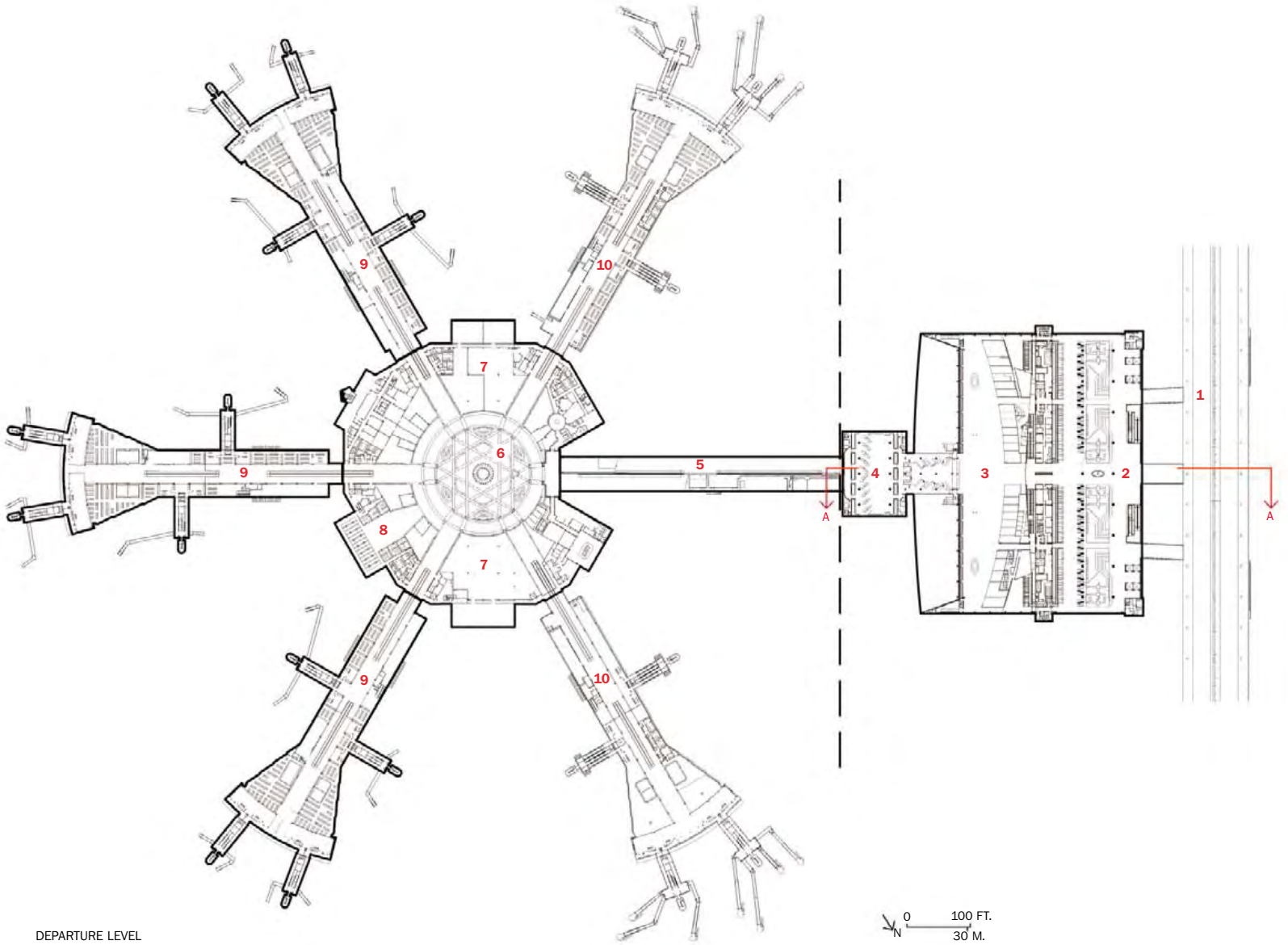


PHOTOGRAPHY: © ALAN KARCHMER/ESTO



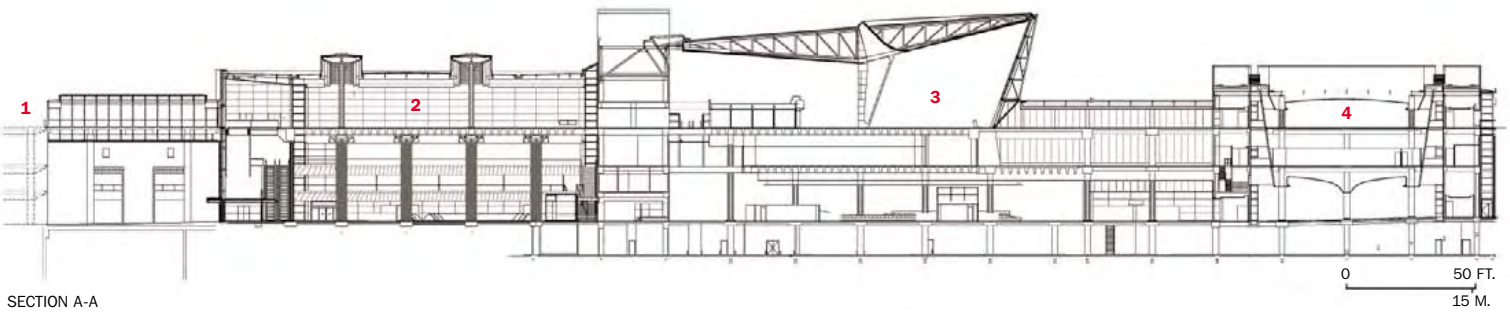
A dishlike roof crowns a rotunda from which gates radiate, signaling Terminal 3 from a distance (below). It is the focal point of the airside link (top right)

and concourse designed by Safdie & Associates. A garden outside the SOM-designed landside terminal welcomes passengers (top left).



DEPARTURE LEVEL

- | | | |
|---------------------------------------|----------------------------------|----------------------|
| 1. Drop-off and parking | 4. Security/
passport control | 7. Retail |
| 2. Ticketing/
preliminary security | 5. Link | 8. Food court |
| 3. Departure hall | 6. Rotunda | 9. Gate concourse |
| | | 10. Future concourse |



SECTION A-A



SOM separated access roads from the terminal itself as a precaution against vehicle explosions (top). The gap brings daylight into the multilevel landside departure and arrivals areas as well as a garden over a rail platform. The exterior wall facing the tarmac is also beefed up for blast-resistance (right). Steel members are used for long-span areas, with the main structure poured-in-place concrete.





in the same Jerusalem stone as the Wailing Wall.

Departing passengers pass through ticketing and undergo a preliminary security interview, which takes place against a 27-foot-high wall of Jerusalem stone, and then emerge to a soaring, glazed departure hall overlooking the tarmac. The hall looks poised for flight with its curving metal roof, angled stanchions, and blast-resistant floor-to-ceiling windows. Nontraveling friends and family are welcome in this hall, since the area precedes final passenger screening and passport control.

Israeli security depends more heavily on personal contact than on the machines that America's Transportation Security Administration favors. A handprint-recognition system speeds regular, preregistered passengers. But most are interviewed at the handbaggage X-ray machines by security personnel staring the passenger straight in the eye. The questions can be cursory, or quite elaborate if the answers raise concerns.

After this stressful experience, Safdie's glass-enclosed link to the airside concourse opens to calming panoramic views as it ramps down at a 5-degree slope, crossing a sloping ramp for arriving passengers, who, though physically isolated, are visible. "They feel the movement; it's a continuous experience," says Safdie.

Irit Kohavi, Safdie's Israeli principal, further wanted to "de-stress" the experience, she says, by bringing in lots of natural light and using calming colors, shapes, and water. The connector leads to the duty-free rotunda, beneath that iconic, dish-shaped roof.

To non-Israeli's, the space may seem immoderately large, but it is what the client wanted. Extremely high sales taxes make tax-free goods especially attractive to residents, and departing passengers are even allowed to store tax-free goods until they return. Also immoderate in size and design are the rotunda's six arches. They surround an inverted dome that collects rain-





A generous departure hall accommodates extended-family good-byes (opposite, top). Clerestories light the retail rotunda (opposite, bottom left). Water streams from an oculus to create a serene place within the bustle of the duty-free area (opposite, bottom right). A link concourse choreographs the physically separate movement of departing and arriving passengers (above and right).





water, which periodically streams into the rotunda in the winter to create a serene place within the bustle of the duty-free area.

Arriving passengers, after exiting their aircraft, get a dramatic glimpse of the Judean hills before proceeding along a glazed corridor, crossing above the departure gates and duty-free rotunda. Often such corridors are windowless, but officials permitted Safdie to clad the corridor in clear glass. "There is a welcoming aspect to transparency," he says, "and for security purposes, it's better to have people visible than not."

The culmination of the process is a dramatic 40-foot-high arrival hall big enough to permit emotional, extended-family reunions. Sixth-century mosaics deepen the sense of welcome with a physical connection to ancient history.

Commentary

As a new national gateway, Terminal 3 abounds in symbol: It blends ancient materials and building conventions with modern, airy spaces; trades endless, confusing corridors for a sense of procession; and enlivens the process by at least visually uniting incoming and departing passengers. That makes it a pretty good model for most new airports. The marriage of Safdie and SOM proves architecturally to be a smooth one. Though each area has a distinct design temperament, the use of glass, metal, and concrete is almost seamlessly consistent. Safdie's work is less predictable: The rotunda is theatrical, but the terminal as a whole is elegantly detailed; the structure is the architecture. With the exception of that dramatic dish, the exterior is mundane. The upper-level drop-off also disappoints by offering a sawed-off view of the building and little sense of occasion. Once inside, however, the generosity of the departure lobby and the arriving-passenger greeting hall is exemplary. Being greeted by excavated 6th-century mosaics is far more welcoming than the usual anonymous signage. ■



The "sterile" arrival corridor leading from the gates (top) allows passengers to see out but not mix with others until they have suc-

cessfully negotiated customs and immigration. The light well outside the landside terminal enlivens the atrium that links the

ticketing hall (opposite, upper level) with the arriving-passenger greeting hall (above), scaled to permit emotional reunions.



לאנשי כוחות לימוד

Leumi
Lod
Lod

מצד שמאל
מצד ימין

מצד שמאל
מצד ימין

Terminal D

Dallas/Fort Worth

Dallas, Texas

3

HNTB, HKS, AND CORGAN REINVENT A 1974 PROTOTYPE AS A MASSIVE HUB FOR TRANSFERRING INTERNATIONAL TRAVELERS.

By James S. Russell, AIA

Architect: HNTB—Vlasta Poch, AIA, Steve Reiss, Lee Glenn; HKS—Wesley Wong, AIA, Rick Lee, AIA, Paul Gowan, AIA, Trey White, Erik Moorhead, Joe Gonzales, Mike Wahl; Corgan Associates—Phil Mein, AIA, Chuck Armstrong, AIA, Ralph Bauer, AIA, Jeff Mangels, AIA, Brent Kelley, AIA, Jennifer Johnson, AIA, Ross Payton, AIA

Engineers: L.A. Fuess Partners, Campbell and Associates, Walter P. Moore (structural); Friberg Associates, Carter + Burgess, LopezGarcia Group, DFW Consulting Group (m/e/p)

Consultants: Carol Naughton & Associates (graphic designer); Arup (fire protection); Center for Airport Management (concessions planning)

Size: 2 million square feet, 23 to 28 gates, depending on configuration

Cost: \$1.2 billion

Completion date: July 2005

Sources

Roofing: A. Zahner (stainless steel); Sarnafil (elastomeric)

Curtain wall: Kawneer

Metal panels: Reynobond

Glass: Viracon

Wall finish: Trespa

Acoustical ceilings: Simplex; Armstrong

For more information on this project, go to Building Types Study at www.archrecord.com.


Dallas/Fort Worth (DFW) airport was conceived on a Herculean scale when it opened in 1974. On a 27-square-mile site, the engineering/architecture firm of TAMS designed four terminals (of a once-planned 13), each with close to 40 gates, each intended as the ultimate in intermodal convenience. You motored to your terminal along a dedicated superhighway bisecting the airport and parked practically in front of your gate.

That great vision didn't last. Airplane hijackings led to higher security, ending that easy passage to the gate. Later, those long, single-loaded terminals proved poorly adapted to the great numbers of transferring passengers that flooded DFW after American Airlines established its primary hub at the airport in 1981. Distances (both within and between terminals) proved to be too long.

Since almost three quarters of passengers arriving at DFW change planes, the \$1.2 billion Terminal D represented the first opportunity to fix what has long ailed America's fifth-busiest airport.

Program

According to R. Clay Paslay, the airport's executive vice president,



Terminal D consolidates international arrivals and departures scattered previously in three terminals. Some of its 28 gate positions can be arranged to accommodate the new Airbus A380 superjumbo. Since 70 percent of international passengers will connect to domestic flights, the terminal programmed generous concession space, airport lounges, and even a 289-room Hyatt hotel for between-flight relaxing or business meetings.

"This is the port of entry to our community," explained Paslay, "We wanted a sense of welcome and efficiency for passengers. The focus was on customer service: openness, an ability to see out, to see the airfield—an experience that is the opposite of being cooped up in a plane." The airport

asked that moving walkways or trains reduce distances passengers have to walk to no more than 2,000 feet.

Solution

The airport brought together three firms: architect/engineer HKS, which had a longtime relationship with the airport; the Dallas office of engineer/architect HNTB, with its decades of airport master-planning experience; and architect Corgan Associates, associated with American Airlines, still DFW's dominant carrier. Concerned that such a forced marriage might not take, DFW instructed the firms to come up with an acceptable design in six months or be fired.

The designers considered finger piers and airside terminals,

The new Skylink train slices into the upper part of the new Terminal D (below), signaled by its hotel tower. The curved departure curb (bottom) contrasts with the squared-off plan on the airside (opposite).



solutions which would have reduced distances to gates because they could be double loaded. DFW decided that the extent of airside modifications and the cost were too much. Instead, the airport accepted a scheme that stretched the arc that had long defined the airport's terminals into a still single-loaded, squared-off U shape (plan, page 169). Paslay explained that gates could be fitted closer together this way. Inside, passengers find their way more readily because the long sides of the U make long rows of gates visible at once.

The three firms contributed to a common studio, but agreed to designate HNTB the lead designer, HKS as project manager, and Corgan as architect of record in charge of document production. Because local law does not require lowest bid as the basis for selection of the contractor, DFW structured the project as design-build, bringing in contractors Hansel Phelps and Austin Commercial.

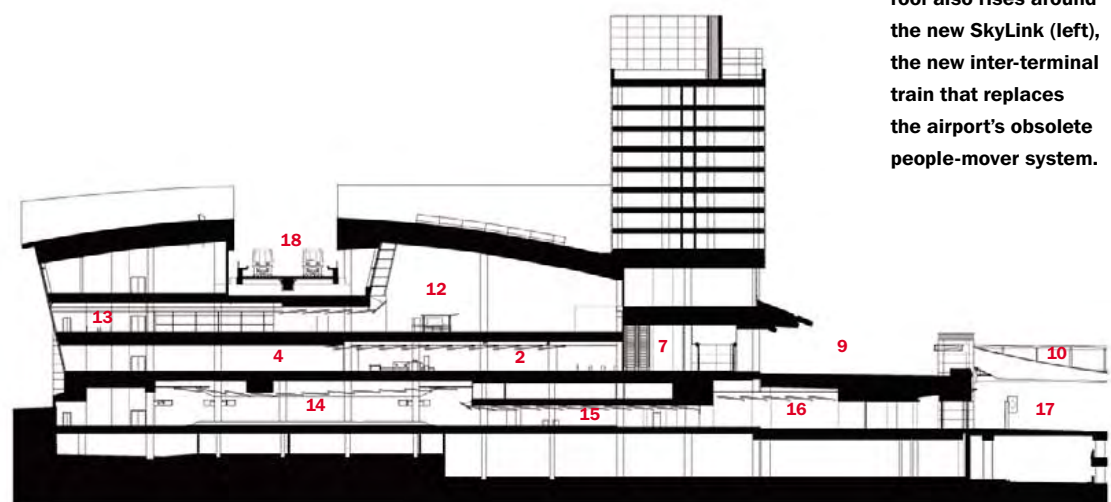
On the landside, the curved access roadways open to 99 ticketing positions in two main ticketing halls. (A third, in the middle, primarily serves international passengers rechecking for domestic flights.) Under the roof, travelers pass through several separate, daylighted, high-ceilinged spaces.

Gate towers, serving two jetways each, accommodate arriving domestic passengers on the departure level. Elevators and escalators convey arriving international passengers up one level, where they move to customs and immigration along a glass-enclosed mezzanine that puts both the airfield and the departure concourse in view. Only recently have immigration authorities permitted such visibility prior to customs and immigration checkpoints. (Cell phones, it seems, eroded whatever security purpose windowless corridors once served.)

The Hyatt hotel rises above the central ticketing hall. Its lobby, restaurants, bars, and meeting rooms have been styled in a calming palette of wood and fabric.



Netlike double-curving arcs in CAD reconcile the curving landside edges of the stainless-steel roof with the diagonal passenger movement, and the straight airside edges (above). The gentle vaults conceal segmented steel trusses supported on an 85-foot-square grid. The roof also rises around the new SkyLink (left), the new inter-terminal train that replaces the airport's obsolete people-mover system.

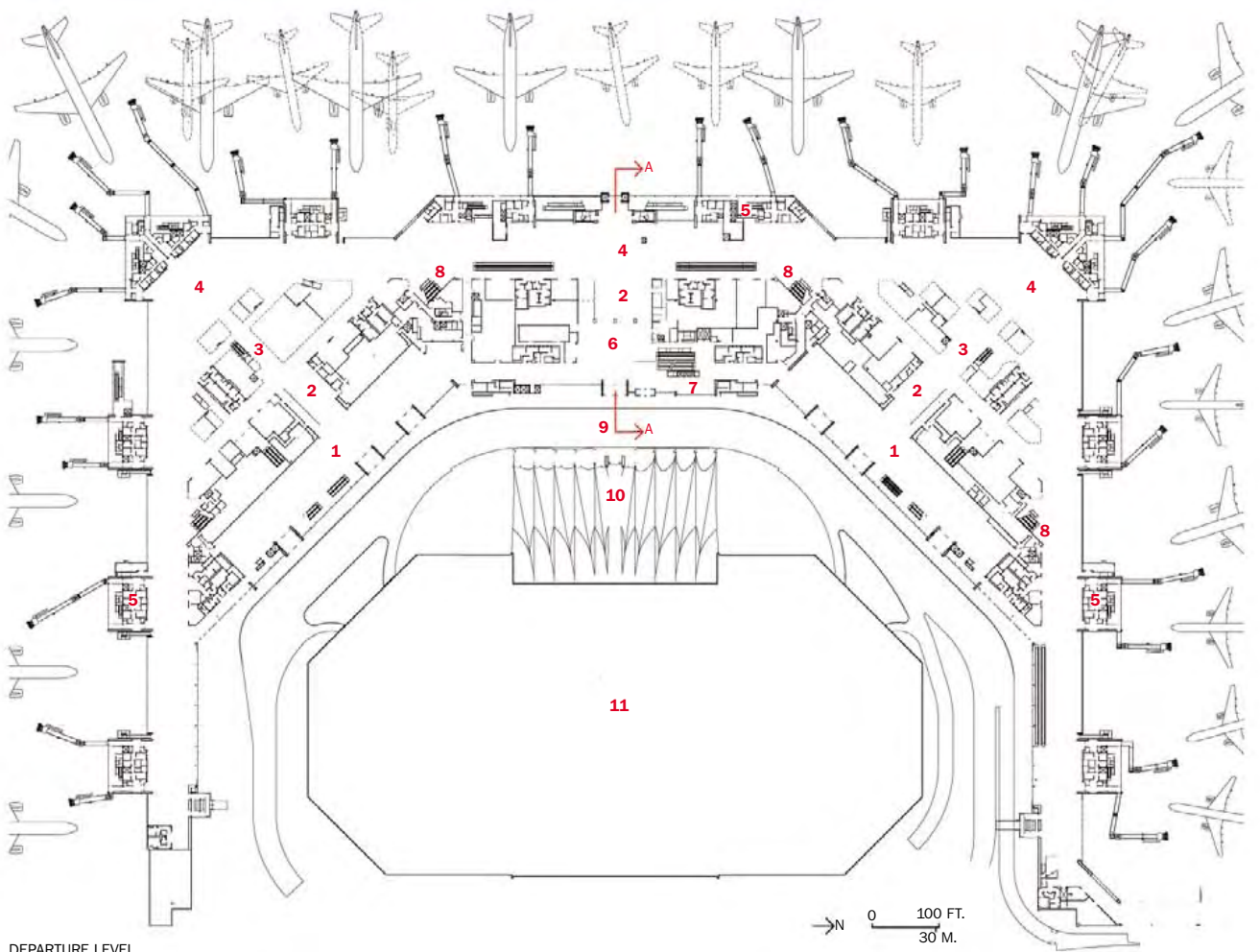


SECTION A-A

0 30 FT.
9 M.



1. Ticketing
2. Security
3. Shopping
4. Concourse
5. Gate tower
6. Domestic passenger recheck
7. Hotel entry
8. SkyLink access
9. Departure curb
10. Roof over arrival curb
11. Parking
12. Immigration
13. Lobby to customs
14. International baggage claim
15. Customs
16. Meeting/greeting hall
17. Arrivals curb
18. SkyLink



DEPARTURE LEVEL

The ceiling of the ticketing hall reflects the roof's gentle arc. Clerestories open to views of passing Skylink trains, used by passengers who have already been security screened.




Commentary

According to Paslay, this unbelievably complex undertaking came in on time and under budget. It also came in underinspired. The decision to keep the new terminal largely within an envelope defined by a 1974 program half as large results in a very densely packed structure, with long treks to some gates and disorienting changes of direction, especially for arriving passengers. The design has not coalesced into the memorable experience officials say they sought. DFW press information compares the roof profile to the wing of a stealth bomber, for example, but it has far too many tacked-on shapes to make more than an ambivalent statement. At the curbside, the roof ends in thick, abrupt steps, a clumsiness imposed by budget constraints. The roof also got thicker when 2,500 tons of structural steel were added to prevent collapse in the event a vehicle bomb managed to detonate within one of the ticketing halls. Keeping a vehicle out of the building seems a far simpler solution.


The palette of standard commercial components isn't suited to such a large structure. The fingerprints of contractor-driven design-build are visible in such decisions. The gridded curtain wall that wraps airport and hotel alike is scaleless, making the structure look more impregnable than inviting. Only the fabric awning over the arrivals curb adds a welcome note of visual lift.

The concourses are generously scaled and well lit by clerestories—an improvement passengers will applaud. They'll appreciate escalators for arriving passengers at the gate and a parking-garage navigation system that directs passengers to available parking spaces. The art program offers the humane welcome and sense of place that the architecture doesn't quite deliver. With airport hubs a key to economic growth in a global age, it's too bad Dallas/Fort Worth missed its opportunity to match today's international standard in airport design. ■



Canted wood-paneled ceilings, a typical transition between major, high-ceilinged spaces, draw travelers into baggage claim (right).

Concourses feature two levels of daylit shops (above). A David Driskell mobile hangs in the hotel entry (below).



South Terminal Expansion Seattle, Washington

4

NBBJ ADDED FAST-CHANGING SECURITY REQUIREMENTS ON THE FLY WHILE STAYING TRUE TO A SUCCESSFUL TERMINAL PROTOTYPE.

By John Pastier

Architect: NBBJ—Keith Hui, James Jonassen, Ted McCagg, Mike Rehder, Rysia Suchecka, James Suehiro, Tim Weyand, Richard Zieve, Jeffrey Bailey, Andrew Bromberg

Client: Port of Seattle

Consultants: KPFF, Carla Keel Group (structural engineering); Wood Harbinger, CDi (mechanical, electrical); Magnusson Klemencic (civil engineering); Murase Associates (landscaping)

General contractor: Clark Construction

Size: 880,000 square feet, 14 gates total

Cost: \$350 million

Completion date: 2004

Sources

Curtain wall: Gardiner Metal Systems (framing); Viracon (glass)

Metal panels: Centria

Skylights: AWalls

Ceiling panels: Ceilings Plus

Lighting: Zumtobel; Ledalite; BK; Johnson Controls (controls)



A dramatic 1972 reconfiguration of Seattle-Tacoma International Airport, or Sea-Tac, has proved remarkably adaptable over years of changing airline service and tightening security. Seattle-based architect NBBJ's task in adding to it was to stay true to what had worked while altering the design to incorporate fast-changing security requirements after 9/11.

The 1970s design, by the firm Richardson Associates (its successor firm folded a few years ago), made Sea-Tac an industry exemplar, integrating structured parking, clear and

easy passenger and vehicular circulation, and the world's first airport subway linking the main and satellite terminals. It packaged this efficiency in a disciplined, understated Modernism that has worn well.

Two major alterations have opened in the past two years: a Central Terminal makeover [see coverage at www.archrecord.com] and NBBJ's South Terminal Expansion Project (STEP), a \$587 million, mixed-use addition.

Program

STEP's 2,100-foot-long, 762,000-square-foot terminal and finger concourse slips below a tower

A 150-foot-tall tower housing 110,000 square feet of airport offices and an 8,000-square-foot conference center surmounts a glowing arrivals hall (below). Its elliptical form punctuates the southern end of Sea-Tac's landside terminal.

housing 110,000 square feet of airport offices and an 8,000-square-foot conference center. It adds seven new gates to seven replaced ones, accessed by Sea-Tac's first moving sidewalks. A generous arrivals hall was intended to offer a real welcome to passengers, especially international travelers. Included are technologically

For more information on this project, go to Building Types Study at www.archrecord.com.

John Pastier writes about architecture from Seattle.

The architectural importance of the arrivals hall (below) reflects the fact that passengers spend less time at ticketing and more time waiting for travelers arriving from long international flights.





Anchoring the new concourse (left), the arrivals hall is wrapped in a 70-foot-tall window wall braced by vertical trusses (above) reflecting strict seismic requirements. An indoor-outdoor rock-and-water landscape feature, designed by the late Robert Murase, straddles the arrivals-hall wall.

advanced baggage-screening devices that serve a third of the airport's needs, and other security installations growing out of 9/11.

Solution

NBBJ wished to give STEP a Northwestern character without overt reference to common regional symbols: no salmon, Space Needles, or totem poles, other than those in the gift shops.

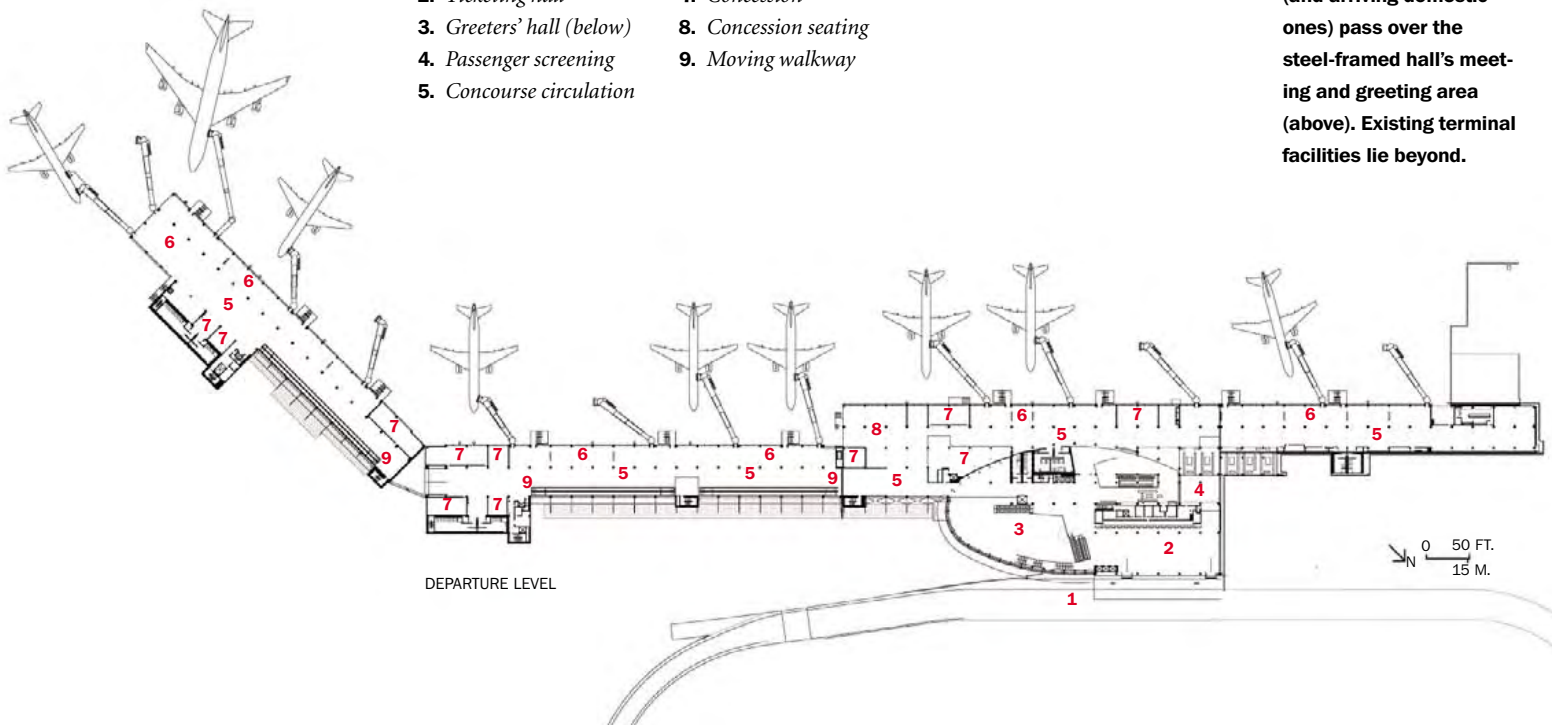
NBBJ's design opens panoramas of the Evergreen State's indigenous trees and nearby mountains—Mt. Rainier and the Cascade range. Outwardly canted glass walls open to sweeping air-field views.

STEP's design and construction was greatly complicated by the aftermath of 9/11. At that point, construction was about 25 percent complete, and the project had to be redesigned on the fly to accommodate a series of new security requirements. The arrivals hall can't be used as the international-arrivals nexus it was intended to be because the Transportation Security Administration deemed unacceptable a minimal cross traffic of arriving international travelers and cleared, departing domestic passengers. With \$7 million in yet-to-be-funded alterations, international passengers will arrive at



- 1. Departure roadway
- 2. Ticketing hall
- 3. Greeters' hall (below)
- 4. Passenger screening
- 5. Concourse circulation
- 6. Gate lounge
- 7. Concession
- 8. Concession seating
- 9. Moving walkway

Departing passengers (and arriving domestic ones) pass over the steel-framed hall's meeting and greeting area (above). Existing terminal facilities lie beyond.



DEPARTURE LEVEL



the South Terminal as originally planned, and the greeters' hall will fulfill its original intent.

Commentary

NBBJ has responded intelligently to the challenges of adding to Sea-Tac, albeit not with high drama, unfettered imagination, or structural pyrotechnics. The firm's measured response mirrors the famed Northwestern ethos of civility and understatement, and reminds us that despite outbreaks of Postmodernism and excessive woodsiness in local design, the region has had a healthy Modernist tradition since the Second World War.

It is regrettable that the arrivals hall, deservedly offering a warm and spacious welcome to weary arriving passengers, can't yet be used as intended. What should be a bustling public place remains underpopulated for now, a daily reminder of the price imposed by tightened security. ■



The outwardly rising profile of the concourse's ceiling (below) suggests aerodynamic form, while high glass walls (above) capture the often-elusive light.



Ceramic Tiles of Italy

CERAMIC TILES OF ITALY DESIGN COMPETITION

CALL FOR ENTR 2006 TRIES

Bravo! Your client loved your project – let us celebrate it too. For the past 12 years, Ceramic Tiles of Italy has recognized outstanding projects featuring Italian Ceramic Tiles. Entries are judged on their creative attributes as well as how they meet their functional and technical requirements. Domestic and international new construction and renovation projects are eligible. We'd love to give you the kudos you deserve, so visit www.italiantiles.com to download an application or contact us at info@novitapr.com.

Sponsored by
Ceramic Tiles of Italy and
The Italian Trade Commission

Award
\$5000 presented to winning
architects/designers at
Coverings, Orlando, FL plus a
5-day trip to Bologna, Italy to
attend Cersaie 2006
(Additional \$1000 to be shared
by distributor/contractor team)

Deadline
January 30 2006
(no fee or limit for entries)

Categories
Residential, Commercial,
and Institutional

www.italiantiles.com



What motivates you 15%?



Research shows that well-designed spaces, where interior elements work together, can increase productivity by as much as 15%.* A Johnsonite floor can be a big part of the equation. It is at Foote Cone & Belding, a \$400 million ad agency in Los Angeles. Connie Kozlowski of Foote Cone & Belding says, "Our space creates value for our brand. It differentiates us from the competition, motivates our staff, and inspires our clients." Find out how Johnsonite can help you create high-performance environments that deliver economic return. 800.899.8916 www.johnsonite.com

*Walter Kroner, Director of Workplace Design Program at Rensselaer Polytechnic Institute's School of Architecture in Troy, NY

© 2005 Johnsonite, Div. of Duramax, Inc.

CIRCLE 75 ON READER SERVICE CARD OR GO TO ARCHRECORD.CONSTRUCTION.COM/PRODUCTS/

Johnsonite®

Design: Clive Wilkinson Architects

TITE-LOC

Metal Roofing Panels

The grand Gaylord Texan Resort of the Lone Star State, references the natural materials rooted in the architecture of Texas. The Hnedak BoBo Group, Inc. chose the Tite-Loc Metal Roofing Panel in Galvalume Plus to mirror the metal roofs used throughout the region. The roofing contractor, Supreme Systems, installed 163,261 square feet of Tite-Loc Panels over this expansive roof.

Our newest roofing profiles, Tite-Loc and Tite-Loc Plus, have been designed for structural and architectural metal roofing applications and are available in a variety of materials including 22 and 24 gauge steel, and aluminum. Both profiles feature factory-applied hot melt sealant to insure weather tight performance. Panels are corrective-leveled during fabrication to provide superior panel flatness. Both profiles feature our PAC-CLAD® Kynar 500® finish, now available in 42 standard colors on steel and 37 standard colors on aluminum.

For more information regarding our complete line of metal roofing products, please call us at 1-800-PAC-CLAD or visit our website @ www.pac-clad.com.

CIRCLE 76 ON READER SERVICE CARD OR GO
TO ARCHRECORD.CONSTRUCTION.COM/PRODUCTS/



1005 Tonne Road • Elk Grove Village, IL 60007
1-800-PAC-CLAD or 1-847-228-7150
Fax: 1-800-722-7150 or 1-847-956-7968


Other Plant Locations:

Annapolis Junction, MD: 1-800-344-1400
Tyler, TX: 1-800-441-8661
Kennesaw, GA: 1-800-272-4482

<http://www.pac-clad.com>

A Lone Star in the State of Texas.

Gaylord Texan Resort and Convention Center
Grapevine, TX
Owner: Gaylord Properties
Architect: Hnedak Bobo Group, Inc. - Memphis
Roofing Contractor: Supreme Systems
Panel Profile: Tite-Loc
Color: Galvalume Plus





PINNACLE RUBBER BASE

THE WIDEST RANGE OF SIZES

For designers and installers, Roppe's Pinnacle rubber base is the professional's choice. Available in seven heights from 2-1/2" to 6," Pinnacle base is 100% rubber, so it's flexible, versatile and easily installed around columns, corners and curves.

Even better, Pinnacle rubber base comes with Roppe's Single Price Point guarantee, giving you countless design and color options, all while staying within your budget.

WITH ROPPE, THE POSSIBILITIES ARE ENDLESS.
YOU DESIGN IT AND WE'LL HELP YOU MAKE IT HAPPEN.

2 1/2"

3"

3 1/2"

4"

4 1/2"

5"

6"

ROPPE.

Proven. Flooring. Experiences.

1-800-537-9527 www.roppe.com

CIRCLE 77 ON READER SERVICE CARD OR GO
TO ARCHRECORD.CONSTRUCTION.COM/PRODUCTS/

Flights of Fancy in Long-Span Design

NEW AIRPORT TERMINALS FEATURE BREATHTAKING ROOF STRUCTURES, WHICH SOLVE FUNCTIONAL CHALLENGES WHILE DELIGHTING HARRIED TRAVELERS.

By Nancy B. Solomon, AIA

Over the years, airport design has become inextricably linked to crystal-clear wayfinding, expansive views, and abundant daylight. Nothing seems to satisfy—or express—these characteristics as elegantly and vividly as do long-span roofs. By minimizing the number of vertical supports and maximizing opportunities for skylights and other daylighting strategies, such vast structures permit passengers to see clearly where they have come from and where they are going. Meanwhile, the soaring volumes and undulating shapes made possible by their inherent geometries can help lift the spirits of most any weary traveler, even before leaving the ground.

While a roof is essentially the means to keep out the elements for most buildings, it is often the defining architectural feature of an airport terminal. “Airports require big-scale solutions,” explains Adolfo Preus, an architect with the firm Studio Lamela in Madrid. A long-span roof can help facilitate the flow of circulation amid its complex internal programming; provide flexibility in an industry whose use patterns have been known to fluctuate relatively quickly in a short period of time; echo the large dimensions and aerodynamic shapes of a terminal’s primary focal

Nancy B. Solomon writes frequently about building science.



At Terminal 4 at Barajas Airport in Madrid (above), designed by Richard Rogers and Estudio Lamela, the same long-span roof module was applied consistently to multiple segments.

point—the aircraft; and generate the scale and excitement befitting the primary ports of entry into our cities and countries.

A long-span roof structure can typically be found in the terminal’s departure hall. “Departure halls are treated as the prime space in the airport,” observes Michael Meschino, senior associate in the Toronto office of the engineering firm Halcrow Yolles. “It’s where our clients particularly want daylight, fine details, and grand dimensions.” Passengers, after all, spend the most time in airports in preparation for a trip. Some terminals may capitalize on long-span structures in other sections as well. In the new terminal at Lester B. Pearson International Airport in Toronto, for example, the architects used a second long-span roof to cap the terminal’s international hammerhead—the large element at the end of one of the piers dedicated as the waiting area for passengers going abroad. And at the new terminal for Barajas Airport in Madrid, the same long-span roof module was applied consistently to multiple segments.

Long-span roofs also raise other, nonstructural issues. The creation of such an expansive interior volume—most of which is far from the pedestrian level—raises the question of how to economically condition the space. Architects also have to consider maintenance requirements when deciding where and how to install mechanical, lighting, and communication systems within such large vertical dimensions.

Despite—or because of—all the possible variations and concerns in long-span roof structures, Steven Cook, AIA, principal architect at Murphy/Jahn, was able to express most succinctly the one

CONTINUING EDUCATION

Use the following learning objectives to focus your study while reading this month’s ARCHITECTURAL RECORD/AIA Continuing Education article. To receive credit, turn to page 188 and follow the instructions. Other opportunities to receive

Continuing Education credits in this issue include these sponsored sections: “Designing with American Hardwoods,” sponsored by The Hardwood Council, page 197, and “Fluid Applied Air/Moisture Barriers for Moisture Control and Mold Prevention in Wall Construction,” sponsored by Sto, page 203.

LEARNING OBJECTIVES

After reading this article, you should be able to:

1. Define the term “long-span roof.”
2. Describe various types of long-span roof structures.
3. Discuss how long-span roofs are appropriate for airports.

For this story and more continuing education, as well as links to sources, white papers, and products, go to www.archrecord.com.



Terminal 4 at Barajas Airport, Madrid

Each of the terminal's 236-foot-long seagull-wing roof girders (left) is comprised of three sections that have been bolted together. Arched secondary members span girders spaced 30 feet apart (below). The arched components support

the same direction as the girders and carry the roof deck and membrane. In order to accentuate the horizontal nature of the terminal, the architects designed a slender "cable kipper truss" to support horizontal mullions that can carry the glazing.



recommendation shared by all architects working in this specialty: "Make sure you have a good engineer."

Terminal 4 at Barajas Airport, Madrid

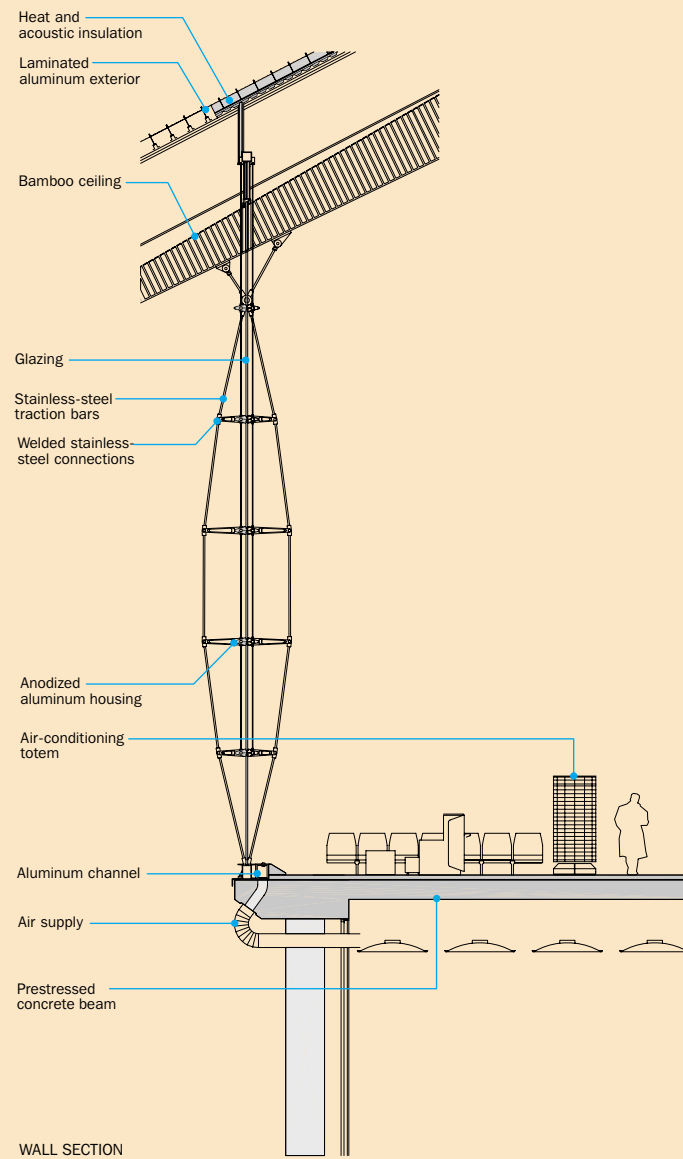
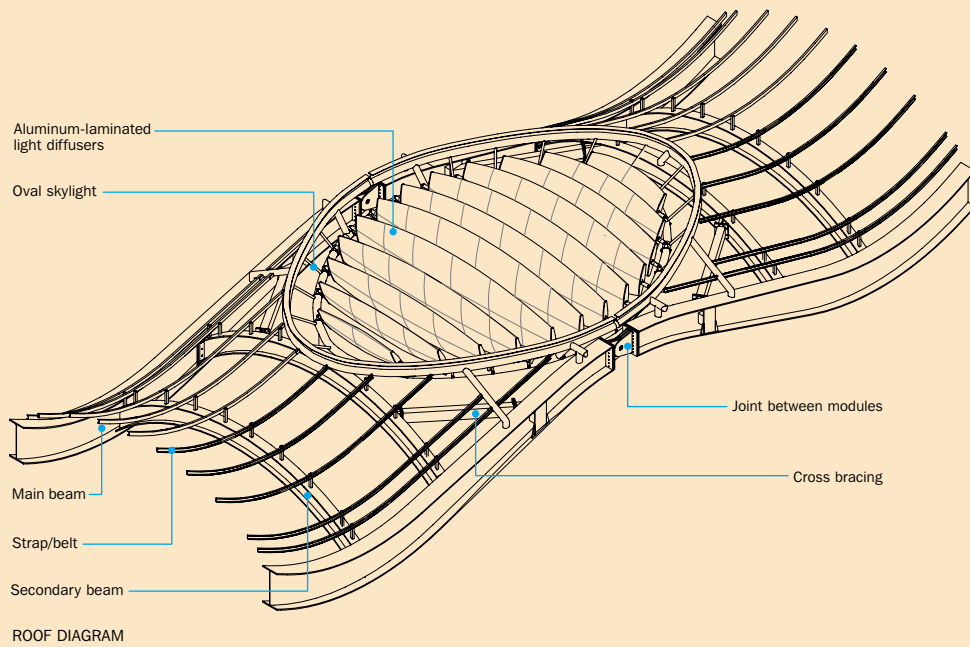
Like waves in the ocean, the undulating roof form atop the new Terminal 4 at Madrid's Barajas Airport (see page 150) seems capable of going on for as long as the eye can see. And perhaps one day it will. Dating back to 1933, the Barajas Airport has been expanded several times, and the likelihood is great that future expansions will be necessary. The most recent addition for the Spanish National Airports Authority (AENA) was undertaken collaboratively by two architectural practices—Richard Rogers Partnership of London and Studio Lamela of Madrid—and two engineering firms—TPS in Croydon, U.K., and INITEC in Madrid. The design's straightforward linear organization and flexible kit of parts, expressed so clearly by its eye-catching roof, offers AENA the possibility of relatively quickly and easily adding on in most any direction in the years to come.

The new terminal is broken into four discrete horizontal bars that run parallel to each other: The first is an open canopy over the roadway; the next two form the main building for ticketing, security, baggage claim, and boarding areas for both national and Schengen

flights (the latter are between countries in the Economic European Community that do not require passport control); and the fourth, and longest, is the satellite building that serves primarily international travel but can accommodate a mix of flight types if required. An underground train links the satellite to the main building. The same curvilinear roof module ripples across all four bars.

In cross section, the bars that form the enclosed buildings are constructed in three layers: a three-story concrete basement, a three-story concrete frame above grade, and the steel-framed roof. Longitudinally, each bar consists of a basic bay, about 30 feet wide, which is repeated as often as needed to create the necessary length. Expansion joints were inserted every eight bays to accommodate the wide swings in temperature expected at the roof plane.

The seagull-wing roof profile emerged early in the design. Recalls Carlos Lamela, executive president of Studio Lamela, "We were convinced from the beginning that we had to create a large container that would allow as much flexibility as possible, and we felt that we needed to cover the building with a very light structure that could provide the impression of grace and elegance." The roof's structural design was the responsibility of the architects, with technical assistance provided by TPS's subconsultants SKM Anthony Hunts of London.



Fabricated from steel plates, the primary roof girders consist of three separate elements—a central “double-S bend” and two tapered outer sections. Once bolted together, a single girder measures 236 feet in length and ranges in depth from 59 inches at the center to 30 inches at each tip. The girders run parallel to each, approximately 30 feet on center.

A pair of girders is supported at the center of their spans by four tapered steel branches bolted to a concrete column and by one Y-shaped element on either end. The roof structure was erected in segments. On the ground, the contractor assembled two double-S bend sections with the requisite perpendicular secondary members and two circular skylight frames to create the central module. This was then lifted onto and connected to the four branches of the center column. Subsequently, two tapered outer sections and their secondary members were assembled to form an end module. This too was lifted into place above the Y-shaped column and bolted to the central module. The process was repeated for the other end module, at which point the structure for a full module—with two full-length girders—was in place.

An adjacent structural module would similarly be erected on a central column approximately 60 feet from the first. The space defined by the girders of the two adjacent modules would also be filled in with secondary roof members and skylight framing, thereby creating yet


another bay of the same dimension.

The architects wanted the horizontality of the terminal’s linear scheme to visually dominate the design. To accomplish this, they had to carefully consider the architectural and structural relationships between roof and elevation. The practitioners, for example, extended the roof significantly beyond the glazed facade. Moreover, they introduced what came to be called “cable kipper trusses” to avoid heavy vertical support members within the glazing system. Installed every 30 feet, these elegant vertical components support horizontal mullions, which in turn carry the high-performance glass.

The cable trusses are held in tension by the steel roof above and the concrete floor below. In essence, explains Les Postawa, technical director at SKM Anthony Hunts, “The roof holds up the wall.” During assembly of the roof, the contractor used provisional jacks to induce a temporary tensile load. Once the kipper trusses were installed, the jacks were gradually released and removed.

Lester B. Pearson International Airport

Toronto’s Pearson Airport dates back to the 1950s, when the first of what were to be three round terminals was constructed. The circular parti—in which passengers drove in at the bottom, parked at the top, and accessed



Cologne/Bonn Airport, Cologne/Bonn

The building consists of a structural module of 70-by-70-foot steel trees supporting a continuously folded roof plate with north-facing skylights. The roof consists of panels, so-called cells, which are placed onto the folded

plate with simple bolted connections and waterproof joint seals. The cells are designed to fulfill various functions, such as light transmission, weather barrier, exterior heat absorption, interior heat absorption.



planes along the circumference—became outmoded as soon as wide-body aircraft were introduced, so the other two cylindrical terminals were never built. By the 1960s, a cargo facility was remodeled to serve as a second terminal, although offering little in the way of amenities. In the 1980s, yet another terminal was constructed.

By the mid-1990s, the Greater Toronto Airports Authority (GTAA) subsequently engaged NAPA, an airport planning firm in Toronto, to develop a master plan. Completed in 1997, it proposed that, over time, the first two terminals should be demolished and a new, continuous facility constructed—all while the airport remained operational.

To undertake this mammoth endeavor, GTAA engaged Airport Architects Canada, which is a joint venture formed by three firms: Skidmore, Owings & Merrill International (SOM), Adamson Associates Architects, and Moshe Safdie Associates Architects.

Laura Ettelman, AIA, an associate partner at SOM and project manager for Airport Architects Canada, explains that the effort is being implemented in three stages: The first stage of the new terminal was completed in 2004; the second stage is scheduled to open in 2007; and the third stage is expected to be finished by 2012.

The New York office of Arup led the schematic design and design-development phases of the structural design for stage 1, which

includes the central processor—the main portion of the terminal that contains functions such as ticketing, baggage claim, and security. The Toronto office of Halcrow Yolles is the engineer of record for the entire terminal building, in addition to undertaking schematic design and design development for stage 2.

The new terminal consists of a large, curved section that the designers refer to as the “high-roof” area of the central processor, a lower and narrower zone called the “liner area” of the central processor, and several piers that extend perpendicularly from the liner area. Each pier ends in a large waiting area known in aviation parlance as a “hammerhead.” The groundside of the terminal faces north; airside is south. Once completed, the central processor will measure roughly 1,000 feet from end to end.

As its name implies, the high-roof area features an arched roof that spans about 230 feet over the departure hall. “The design direction from the client—including unobstructed views of the airport and to the airfield—made long-span the logical choice,” explains Ettelman. The developer wanted the building to be “intuitive” to the passengers, with abundant visual connection.

The arch construction allows the roof to span a longer space than would have been possible if the girders were flat. To capitalize on this “arch action,” explains Mike Meschino, senior associate of Halcrow



IF YOUR ACCOUNTANT
HASSLES YOU ABOUT SPENDING
A LITTLE MORE
FOR STRAIGHT STUDS, HAND HIM
A BUNDLE OF SHIMS.

FRAMING WITH STRAIGHT AND STABLE **TIMBERSTRAND® LSL** REDUCES LABOR COSTS AND CALLBACKS. Stop shimming and start using TimberStrand® LSL. This engineered lumber starts straight and stays that way. It's available in very long lengths and pre-cut studs. TimberStrand® LSL wall framing is free of knots, and resists bowing and twisting so it really helps show off your craftsmanship. TimberStrand® LSL is at the core of the Zone Framing™ movement, where builders use engineered materials in kitchens, bathrooms and other applications that require flat, stable surfaces. For your nearest Trus Joist dealer, visit www.trusjoist.com or call 1-800-338-0515.



Visit us at: www.trusjoist.com

Copyright ©2005. All rights reserved. Trus Joist® and TimberStrand® are registered trademarks and Zone Framing™ is a trademark of Trus Joist, A Weyerhaeuser Business, Boise, Idaho.


CIRCLE 78 ON READER SERVICE CARD OR GO
TO ARCHRECORD.CONSTRUCTION.COM/PRODUCTS/



Lester B. Pearson International Airport, Toronto

Arriving passengers approach the main terminal through double-height concourses lit by clerestories and skylights. The new terminal consists of a large, curved section that the designers refer

to as the “high-roof” area of the central processor, a lower and narrower zone area called the “liner area” of the central processor, and several piers that extend perpendicularly from the liner area.



Yolles, the designers had to achieve a height-to-span ratio of at least 1:8. The final design came in only slightly above this minimum requirement, at about 1:9. “The architects wanted as flat a curve as possible while keeping a thin profile,” recalls Meschino. He explains that, had they gone much flatter, they would have had to switch to a 20-foot-deep truss system. In contrast, the depth of the wide-flange plate girders that create the arches is only 55 inches.

Forty-three arches are positioned 2.25 degrees apart in a radial pattern. This translates into a distance of about 25 feet on center along the north wall and 33 feet on center along the south wall. Although they are structurally monolithic, the 217-foot girders had to be erected in two pieces and then connected, either by welding where the splice is exposed to view or bolted where it is hidden behind ceiling finishes.

The girders transfer their loads on both the north and south sides via pin connections. On the north side, each arch is supported by a frame consisting of two 100-foot-tall architecturally exposed structural-steel-tube columns braced with one diagonal and one horizontal tie, both fabricated from built-up plates. Horizontal wide-flange beams running perpendicular to the frames at floor level give lateral stability in this direction. Diagonal steel tubes within the concentric plane created by the outer row of columns provide additional bracing between the frames.

Cologne/Bonn Airport

By the early 1990s, the number of passengers coming through the lone terminal at Germany’s Cologne/Bonn Airport had far exceeded its design capacity of 3 million per year. In response, the airport authority organized a design competition to start working on a second building that would greatly expand upon the first. Murphy/Jahn of Chicago was selected as the architect for the overall project, which—in addition to the new terminal—included an underground rail station, two parking garages, and a two-level roadway. Three structural engineering firms contributed to the terminal itself: The local firm of IGH handled the concrete work; Werner Sobek of Stuttgart, Germany, addressed the glass facade; and Arup’s New York office was responsible for the long-span roof. The new facility was completed in 2000.

The first and second terminals are a study in contrasts. Terminal 1 was designed in the 1960s—before wide-body jets became commonplace and heightened concerns for security necessitated a greater degree of centralization, notes Steven Cook, AIA, principal architect at Murphy/Jahn. The older terminal is U-shaped and constructed of concrete. The new terminal is linear to better accommodate the larger aircraft and to establish maximum clarity for both departing and arriving passengers. Although supported by a concrete base, its upper levels sparkle with prefabricated steel and glass.



Madrid Barajas Airport

An inward sign of
freedom

BATYLINE® SK300



BATYLINE® SK 300 is a revolution for interior textile architecture. **Light and non-combustible**, translucent while reflecting luminosity, it sets your creativity free and allows you to bring original and functional solutions to a large field of applications: from giant light diffusers as in the Madrid airport to interior membranes, partitions, decorative sails, tensioned ceilings.

BATYLINE® SK 300 is the pioneer of a new generation of Glass/Silicone membranes which will enhance interior space with very high translucency performance and a non combustibile fire rating: ASTM E 108 CLASS B -NFPA 701- ASTM E84-03.

www.ferrari-architecture.com

FERRARI
architecture



CIRCLE 79 ON READER SERVICE CARD OR GO
TO ARCHRECORD.CONSTRUCTION.COM/PRODUCTS/

The 743,000-square-foot Terminal 2, which has increased the airport's total passenger capacity to 7.5 million per year, is organized vertically: A portion of the underground train station occupies the lowest two levels; the arrivals hall is located on level three; baggage handling, plus some retail and connections to parking, can be found on level four; and the departure hall sits on top at level 5.

The long-span roof hovers about 30 feet above the floor of the departure hall. It is a folded plate made from multiple trusses oriented in an inclined position. Trusses share either a top or bottom chord. The horizontal structural lid rests on 22 treelike columns spaced 100 feet on center. While the geometries of the column grid and building shell relate to existing site-plan features, the primary axis of the roof trusses was rotated about 45-degrees in deference to the sun. Sloped, north-facing roof surfaces are sheathed with glazed panels to welcome abundant diffused daylight into the hall below. The roof cantilevers 50 feet over the roadway elevation to provide some weather protection along this edge. The plate tilts up about 5 degrees at this point so that it will appear flat to the eye—a technique that Helmut Jahn learned years ago when working on the McCormick Center in Chicago, says Cook.

The base of each support structure consists of four vertical tubes positioned in a square formation and braced horizontally near their tops by another set of tubes. Each side of the square measures about 8 feet across. All vertical tubes terminate about 8.5 feet above the departure hall floor on Level 5. Those along the roadway facade, however, start at a lower level, so their vertical components rise to 43 feet.

More slender, tapered branches extend diagonally from the tops of the vertical elements to the roof above, at which point they engage the

lower chords of the trusses with 2-inch-thick steel plates and pin connections. The greatest distance between the uppermost ends of a structural canopy emanating from a single support column is 105 feet. The designers specified seamless tubes of cast steel for both roof and column members to achieve a structural system that is both highly efficient and visually elegant.

Fresh air is supplied, and return air pulled in, through ducts that are integrated within the base of these open-framed supports, and additional fan-coil units are installed at the building perimeter. Only the pedestrian level of the expansive departure hall is conditioned, assuring passenger comfort while minimizing energy consumption. Rather than installing communication and lighting systems from the ceiling far above, the architects also relied on the column assemblies to serve as platforms for such technologies. This took a lot of coordination among the various disciplines, recalls Cook, but was necessary to ensure that the equipment would be in easy reach for ongoing maintenance and repairs.

According to Cook, one of the most challenging aspects of this roof design was its lack of expansion joints. Normally, a span of this magnitude would have such details to accommodate the movement caused by inevitable changes in temperature. But the architects wanted the top covering of this terminal to appear as a continuous plane—an expression that could not be achieved if it had to be interrupted periodically by joints. Instead, explains Raymond Crane, principal of Arup's Boston office, the engineers used computer modeling to analyze the forces that would be exerted due to thermal expansion and treated them as if they were yet another type of load that had to be handled by the structural design. ■



AIA/ARCHITECTURAL RECORD CONTINUING EDUCATION

INSTRUCTIONS

- ◆ Read the article “Flights of Fancy in Long-Span Design” using the learning objectives provided.
- ◆ Complete the questions below, then fill in your answers (page 262).
- ◆ Fill out and submit the AIA/CES education reporting form (page 262) or download the form at www.archrecord.com to receive one AIA learning unit.

QUESTIONS

1. A long-span roof can help do all but which?
 - a. generate excitement
 - b. facilitate circulation
 - c. provide flexibility
 - d. air-condition economically
2. A long-span roof is characterized by which?
 - a. an extremely wide distance between vertical supports
 - b. an extremely long roof from one end to the other
 - c. a long distance between terminal and departure hall
 - d. an extremely thick truss profile
3. Departure halls are where clients want all elements except which?
 - a. daylight
 - b. fine details
 - c. close parking
 - d. grand dimension
4. The hammerhead area of an airport is where?
 - a. the large element at the end of a pier
 - b. the distance between terminals
 - c. the part that echoes the aerodynamic shape of the aircraft
 - d. the port of entry for international travelers
5. Airport terminals previously designed as rounded shapes could not accommodate which?
 - a. increasing number of passengers
 - b. larger aircraft
 - c. more parking
 - d. larger amounts of luggage
6. The Barajas Airport was designed to provide all except which?
 - a. the impression of grace and elegance
 - b. mingling of Schengen and international passengers
 - c. a large container
 - d. as much flexibility as possible
7. Pearson International Airport is planning to do which?
 - a. add two more round terminals
 - b. add onto the existing round terminal
 - c. demolish the round terminal and add onto the other terminal
 - d. demolish the two existing terminals and build a new facility
8. A long-span roof was used for the Pearson Airport because the client wanted which?
 - a. unobstructed views of the airport
 - b. a design with deep arches
 - c. cable kipper trusses
 - d. horizontality to be the predominant aesthetic
9. To achieve as long a span as possible in the Pearson Airport, which structural design was used?
 - a. 20-foot-deep trusses
 - b. 1:20 ratio arched girders
 - c. flat girders
 - d. 1:9 ratio arched girders
10. Which airport has a folded-plate roof oriented in an inclined position?
 - a. Pearson International
 - b. Barajas Madrid
 - c. Cologne/Bonn
 - d. all of the above

f a s h i o n u n d e r f o o t [™]



Brazilian Hickory



-  indusparquet® 3/4" solid
-  indusparquet® 7/16" solid
-  indusparquet® 5/16" solid
-  Antiquity™ hand-scraped
-  casanova engineered
-  triângulo® engineered
-  BR-111™ engineered

BR-111[™]

exotic hardwood flooring

800.525.br111 (2711)

br111.com

CIRCLE 80 ON READER SERVICE CARD OR GO
TO ARCHRECORD.CONSTRUCTION.COM/PRODUCTS/

The healthy glow of good design



PRODUCT SHOWN MANTRA GLASS MOSAICS™

**WALKER
ZANGER**

WE KNOW GOOD DESIGN WHEN WE SEE IT. THAT'S BECAUSE AT Walker Zanger we have spent over 50 years pursuing a passion for good design expressed through stone, ceramic and glass tiles. Our goal has always remained constant - to present you with a dazzling array of products, thoughtfully designed to stand the test of time. Because you know good design when you see it, too.

CERAMIC TILE • STONE TILE & SLABS • MOSAICS • TERRA COTTA • GLASS TILE | 877.611.0199 | WWW.WALKERZANGER.COM

CIRCLE 81 ON READER SERVICE CARD OR GO
TO ARCHRECORD.CONSTRUCTION.COM/PRODUCTS/

Damaged buildings and widespread environmental hazards remain in Katrina's aftermath

At press time in mid-September, the U.S. Army Corps of Engineers (USACE) had drained nearly 90 percent of the brackish, oily, bacteria-laden floodwaters that have inundated low-lying areas of New Orleans following Hurricane Katrina. Various federal, state, and local government agencies, assisted by private contractors and nonprofit groups, were scrambling to get drinking-water and wastewater treatment systems up and running. Once the city is drained of the deluge, it will face the arduous task of assessing the condition of thousands of damaged buildings as well as an environmental and public-health disaster of immense proportions.

The process of totaling up structural losses is only beginning. A full accounting will take several months, and detrimental effects to water quality and other local environmental and ecological conditions will surely be felt for years to come. (For continuing coverage, visit the Hurricane Recovery Information Center at www.construction.com.)

Extraordinary circumstances

Many structures that sustain water damage after a flood can be repaired and occupied again, but then this was no ordinary flood. The sheer volume of water, the number of days structures have been inundated, and contaminants in the water itself make it unlikely that any structures in the hardest-hit areas will survive (see main news story, page 42). In some areas in St. Bernard's Parish, where flooding was particularly severe, a greasy film of oil coats houses and streets from an 819,000-gallon petroleum spill that occurred in Meraux, Louisiana, where a storage tank owned by Murphy Oil Corporation was lifted from its foundation. The spill was

one of several in the region.

Among those buildings with only partial damage, exterior structures and interior materials will need to be inspected. Timber-framed structures warp and weaken when they get waterlogged, although they can sometimes resume their original shapes once dry. Mortar in brick structures and chimneys can dissolve when submerged, causing not only potential weaknesses and failures but also the possibility of carbon monoxide leaking from fire-place flues if they are used again. Wall systems composed of plywood, drywall, and insulation soak up moisture and lose strength and load-bearing capacity when wet. Floodwaters also corrode wiring and disrupt gas and utility lines and plumbing and septic systems. Furniture, light fixtures, ductwork, and appliances will be clogged with dirt and debris.

But mold and contamination might end up being the bigger problems in New Orleans, whose warm, humid climate provides a perfect breeding ground for mold even in the absence of flooding. Mold uses materials like wet gypsum and insulation as food sources, say experts. Damp conditions also cause bacteria, dust mites, and other unsavory microorganisms to thrive indoors. Mud and contaminants will foul interiors, along with solvents, glues, and particulate matter that can leach from building materials and furniture when they are saturated for a long period of time.

Experts agree that even if structures survive, many of

their interiors would need to be gutted and replaced—which in many cases will prove costlier than demolition. The National Trust for Historic Preservation, the AIA, and others are working to ensure that landmark and historic structures are spared this fate.

Water quality plummets

Meanwhile, the USACE has had no

choice but to pump the untreated floodwaters back into the confines of Lake Pontchartrain, whose levees were breached in five places in the aftermath of the floods. The other alternative was to pump the water directly into the Mississippi River—an even less appealing option because the river is the drinking-water source for area residents, and putting floodwaters into it would



St. Bernard's Parish was one of the hardest hit by the floods following Hurricane Katrina. Hundreds of thousands of homes in the area have been lost.

Tech Briefs

cause pollution to disperse even more widely throughout the region, according to the Environmental Protection Agency (EPA) and the Louisiana Department of Environmental Quality (LaDEQ).

The floodwater isn't so much water as a putrid, black-green brew of decomposing remains, human

water body to be closed down. Elevated concentrations of lead and other metals were also found during testing. Three Superfund sites in the New Orleans area were also flooded: the Agriculture Street Landfill in New Orleans, where city residents dumped their trash for decades; the Bayou Bonfouca site

EVEN IF STRUCTURES SURVIVE THE FLOOD, THEIR INTERIORS WILL NEED TO BE GUTTED ENTIRELY IN MOST CASES.

waste, raw sewage, oil, gasoline, pesticides being sprayed to keep mosquitoes at bay, and a cocktail of pathogens and chemicals never intended for human consumption.

On September 3, EPA and LaDEQ tested the floodwaters in the city of New Orleans and found levels of coliform bacteria that were more than 10 times higher than the limit that would cause a recreational

in Slidell, Louisiana, and the Madisonville Creosote works. Environmental agencies don't know yet how much or what types of contamination may have been released from these sites, but they stress that waterborne pathogens pose a greater immediate health threat.

EPA and the Centers for Disease Control have formed a joint task force with state and local agen-



Houses flooded nearly to their roofs will be targeted for demolition in St. Bernard's Parish (left). One house barely stands erect after floodwaters were drained from the neighborhood (below).



PHOTOGRAPHY: COURTESY FEMA/JOCELYN AUGUSTINO (TOP); © MICHAEL GOODMAN PHOTOGRAPHY (BOTTOM)

ARCHITECTURAL TECHNOLOGY

A Whole New Look! in Drawer Pulls

Bridle leather covered
Satin Nickel or
Polished Chrome plated
solid brass rod harmonizes
to make one gorgeous
drawer pull.

DP411 Series

The center of the rod is recessed so the leather fits flush. Four sizes. Satin Nickel wrapped with rich Chesnut or Chocolate leather or Polished Chrome wrapped in Black leather.



"FINE ARCHITECTURAL HARDWARE FOR YOUR FINE FURNITURE"®

Doug Mockett & Company, Inc. • Manhattan Beach, CA • 800.523.1269

MOCKETT
DOUG MOCKETT & COMPANY, INC.

www.mockett.com

CIRCLE 82 ON READER SERVICE CARD OR GO TO ARCHRECORD.CONSTRUCTION.COM/PRODUCTS/



the ultimate cable system

Arakawa



With the Arakawa Hanging System, displays are installed quickly, easily secured, and then quickly changed. The mechanical grip won't damage cable and eliminates time-consuming set screws.

www.arakawagrip.com

Arakawa Hanging Systems 2505 SE 11th Avenue, Suite 117 Portland, Oregon 97202
ph: 503.236.0440 fax: 503.236.0427 toll free: 888.ARAKAWA

CIRCLE 83 ON READER SERVICE CARD OR GO TO ARCHRECORD.CONSTRUCTION.COM/PRODUCTS/

photo courtesy of: Pete Sieger of MS&R, Meyer, Scherer & Rockcastle, Ltd ©2004

Tensioned Membrane. Relaxing Architecture.

GRABOPLAN

Tensioned membrane structures are relaxing. And fun. Go to a football game, do some shopping, board a cruise ship, catch a plane, listen to a concert. Do it all under a Graboplan membrane roof that protects you from glaring sunlight, driving rain and howling snowfall. All while transmitting comfortable diffused natural light. Relax. Graboplan structures take on the coldest winters, the hottest summers, the strongest winds. Any size structure, any place, any season.

716.759.1170 www.graboplan.us

CIRCLE 84 ON READER SERVICE CARD OR GO TO ARCHRECORD.CONSTRUCTION.COM/PRODUCTS/



Graboplan

Tech Briefs

cies to assess water quality and environmental conditions in the region on a continual basis, including sampling of waters from a wider area than was covered by the first round of tests, which were confined to floodwaters within city limits. Although water-quality officials have repeatedly cautioned residents and

estuary covering 630 square miles immediately north of New Orleans, is an important economic engine for the region and provides essential habitat for a variety of endangered and protected fauna and flora. The pollution problem will have repercussions there over a long time. Decomposing organic matter like

THE WIDESPREAD POLLUTION CAUSED BY THE FLOODS ARE STRAINING AN ALREADY FRAGILE ECOSYSTEM.

recovery workers not to drink or make contact with the floodwater, and have been issuing vaccines against waterborne diseases, they have declined to call it "toxic" despite the fact that many of the chemicals and pollutants present in the water are classified as such.

A fragile system

Lake Pontchartrain, a shallow tidal

raw sewage depletes dissolved oxygen from the water, which can kill off plants and aquatic life. Bacteria and contaminants taint the oysters, shrimp, and other seafood for which the region is prized. The lake itself will be closed to boating and recreation for the foreseeable future, and oyster and seafood harvesting beds in the entire region have also closed indefinitely, with devastating eco-



The floodwaters inundated many wastewater treatment plants in and around New Orleans, making the safeguarding of water quality even more difficult.

conomic consequences to the area's \$2.7 billion fishing industry, which supplies 30 percent of the seafood consumed in the U.S.

The floods underscored the ecological sensitivity of an area that's had its share of problems. About 1.5 million residents live around Lake Pontchartrain, making it the most densely populated area of Louisiana. But overdevelopment and human activities such as oil drilling are responsible for the area's loss of more than 50 percent of its

wetland habitat since 1900, says the U.S. Geological Survey. Effluent from wastewater treatment plants degraded water quality for many years, causing intermittent closings of the lake to fishers and swimmers. Though recent treatment-plant upgrades had improved the region's ecological health over the past few years, the floods essentially wiped out those gains.

Cleaning up the Big Easy will prove anything but. *Deborah Snoonian, P.E.*


ARCHITECTURAL TECHNOLOGY

PHOTOGRAPHY: © MICHAEL GOODMAN PHOTOGRAPHY

4,554 architects
2,236 interior designers
82,351 products
168,920 images

designguide.com

your source for the best in building + design



Cisco Systems EBC, San Jose

wire mesh fabric
Cascade Coil Drapery
800-999-2645 cascadoil.com

HOK: Interior Designer—David Wakely Photography

It's time to look at architectural panels in a whole new light.



800-477-2741 • www.fabral.com

CIRCLE 86 ON READER SERVICE CARD OR GO
TO ARCHRECORD.CONSTRUCTION.COM/PRODUCTS/

THE

AIA Contract Documents are the way everyone in the

INDUSTRY

can safeguard their interests and ensure all projects meet the same

STANDARD.

AIA Contract Documents

Put the most widely used contract documents to work for your firm.

Go to www.aia.org to purchase the industry standard today.



Designing with American Hardwoods: A Sustainable, Versatile Material Choice



Haberdasher's Hall, London, uses American white oak to blend traditional materials and building techniques in a 21st century venue. Architect: Michael Hopkins and Partners. Client: Haberdasher's Company.

Versatile, durable and sustainable, American hardwoods have served builders, architects, cabinetmakers and homeowners for centuries. Nontoxic, natural hardwoods bring desirable physical properties, eco-effectiveness and a warm aesthetic to floors, furniture, cabinetry and architectural millwork. Architects and designers often specify American hardwoods because they embody sustainability better than many exotic woods, or newly synthesized materials meant to imitate them.

American hardwoods have long been valued for their warm-toned aesthetics and utility, applicable in residential, commercial, educational, healthcare and institutional settings. Yet, sustainability concerns cause some architects to question traditional assumptions about natural materials. Design professionals recognize that natural materials enrich the built environment and enhance design projects. However, the impulse to protect natural resources may make some architects hesitant to specify them.

As green design evolves into a standard requirement, the process of selecting and specifying materials and products has become increasingly demanding. The meanings of “sustainable” and “environmentally preferable” are not always crystal clear.

Many building products and materials bear “sustainable” labels from across the globe, but this has only clouded the issue. Some products are less green than they claim, while some manufacturers use an “environmentally preferable” label based on only one positive attribute. Exaggerated, misleading or false marketing claims are common hazards when reviewing green products.

Caution is essential in assessing the multitude of low-cost, globally sourced products, synthetic and exotic materials, and related environmental concerns. Available information is often imperfect and incomplete. Trade-offs are inevitable and choices often are not obvious. Selecting and specifying green materials and products requires research and understanding of all product design criteria.

American hardwoods are renewable, sustainable resources that do not introduce toxins or unrecyclable materials into the built environment or the waste stream. Nonetheless, some architects who want to use them still may question their suitability in green buildings. For reassurance, design professionals often turn to product certification systems, because they represent a third-party corroboration of sustainability claims.

However, certification systems have sharp limits. “Certification” and “sustainability” are not necessarily synonymous or interchangeable terms. Decision-making tools such as Leadership in Energy and Environmental Design (LEED) and life cycle analysis (LCA) are evolving, but sustainability can be quantified and standardized only to a limited degree. Green material selection and specification decisions require research and a thorough understanding of materials and processes, rather than reliance on any single resource or reference guide for comparing green materials, products and properties.

Selecting the most environmentally preferable combination of material and application remains a challenge, even given the breadth of knowledge and information that most architects command. Life cycle choices should be based upon a complete understanding of

CONTINUING EDUCATION



Use the learning objectives below to focus your study as you read **Designing with American Hardwoods: A Sustainable, Versatile Material Choice**. To earn one AIA/CES Learning Unit, including one hour of health, safety, welfare credit, answer the questions on page 201, then follow the reporting instructions on page 264, or go to the Continuing Education section on archrecord.construction.com and follow the reporting instructions.

LEARNING OBJECTIVES

After reading this article, you should be able to:

- Explore environmentally preferable uses of American hardwoods.
- Specify and use American hardwoods more effectively and sustainably.
- Understand how life cycle thinking facilitates green building products assessment.



materials, rather than on a certification seal or a standards rating alone. Nonetheless, when the unique qualities of American hardwoods make sense for a project, there are practical tactics for specifying and applying them sustainably. Life cycle thinking can logically determine where American hardwoods are environmentally preferable, and how they can be used most eco-effectively.

This article reviews the subtlety and diversity that underline a familiar range of materials, the hardwoods of North America. It explores innovative and sustainable applications of American hardwoods, and offers practical approaches to help architects make aesthetic and environmentally preferable choices.

WHAT “HARDWOOD” MEANS

For effective specifying decisions, design professionals must understand what hardwoods are, and how to compare them with alternative natural and manufactured materials. The term “hardwood” applies to angiosperms, which are trees with leaves, rather than needles. Hardwoods produce fruits or nuts in the summer, shed their leaves in the fall, and go dormant in the winter. The hundreds of hardwoods growing in the continental U.S. all are temperate species. American forests have more diversity of hardwood species than any other temperate forest in the world. They include: Alder, Ash, Aspen, Basswood, Beech, Birch, Cherry, Cottonwood, Elm, Gum, Hackberry, Hard Maple, Hickory/Pecan, Pacific Coast Maple, Poplar, Red Oak, Sassafras, Soft Maple, Sycamore, Walnut, White Oak and Willow.

All of the hardwoods listed are commercially available and can be used for cabinets, furniture, moldings and other architectural millwork, based on aesthetics and supply. For reasons of fashion, regional accessibility, convention, or lack of awareness, many hardwoods, such as gum, poplar and soft maple often are unexplored. Others, including ash, hickory and oak, frequently are underused, despite their widespread commercial availability.

(For detailed profiles of each species, a comparison of physical and working properties, and design values for selected species, see the *Hardwood Species Guide* at www.americanhardwoods.org. Design values for the oaks, maples, beech, birch, hickory, aspen, cottonwood and poplar cover applications such as posts and timbers, beams and stringers, and dimensional lumber two- to four-inches-thick by two- or more -inches-wide.)

Architects and designers have long understood that people respond positively to natural materials in the built environment. Hardwoods add warmth and character, and contribute healthful non-allergenic qualities to homes and workplaces. Since American hardwoods exhibit especially rich diversity in color and grain, they’re most often specified where visual appeal and durability are important. Protective finishes enhance the wood’s color, texture and grain pattern, and are non-toxic and durable. As a result, hardwood products are a sustainable option, even in areas with heavy wear and stringent care, cleaning and maintenance requirements, such as healthcare settings.

Hardwoods contrast with the “softwoods,” or gymnosperms, which are cone-bearing trees with needles, including the fir, pine, hemlock and spruce most often used in construction. Generally, hardwoods are denser and harder than softwoods, although actual resistance to pressure and wear in both groups varies by species.

For this reason, not every American hardwood is suitable for flooring. Those that are hard enough have performed well for centuries. Most applications do not require the extreme hardness exhibited by the tropical woods and grasses, even in heavy traffic areas.

Regarding tropical hardwoods, many of the hardwood species that grow in the world’s tropical forests are subjects of special concern because of illegal, unsustainable harvesting and its effects on wild habitats. In contrast, the U.S. Forest Service documents the sustainability of North American hardwoods, where more has grown than has been harvested annually for more than 50 years. (Figure 1) In addition, hardwood harvesting in U.S. forests is subject to federal, state and local laws and regulations that protect water and wildlife.

In an interview appearing in the 2005 white paper series, *Material Matters*, available at www.americanhardwoods.org under “Green Design and Building,” materials scientist Andrew Dent, director of library and materials research at Material ConneXion, New York, NY, addresses the synthetic substitutes meant to imitate American hardwoods. “The whole point of a composite is putting two dissimilar materials together... basically the perfect composite material is wood. It has the right combination of strengthening fibers and gluey binders to put it all together. So wonderfully reusable and so wonderfully sustainable. Unfortunately the thing they try to replace it with is probably one of the least sustainable materials you’re ever going to come across,” he says.



Floors of locally sourced white oak work sustainably and efficiently with a geothermal radiant heat system at the Girl Scouts' Eberly Family Learning Center in West Virginia.

WORKING WITH NATURE, INNOVATIVELY

Design professionals should know how to judge the sustainability of American hardwoods compared to other materials. When hardwoods are selected for a project, their natural properties and variations distinguish them from predictable, mass-produced materials. Architects who understand these natural processes and manufacturing methods often discover aesthetic and economic opportunities in the choices of species and lumber grades. Three green design principles can be helpful.

- *Work with nature in every respect.*
- *Juxtapose hardwoods with other materials.*
- *Accommodate hardwoods' natural properties during design and specifications.*

Work with nature in every respect. Hardwood-savvy architects understand that some species are more abundant than others. As climate and soil vary, each combination of growing conditions favors a different palette of species. This holds true for various forests and regions across the U.S. Hackberry grows in Louisiana, for example, but not in Vermont; hard maple thrives in Wisconsin, but not in Georgia. This affects the commercial availability and relative affordability of each species. Making the most of this diversity, many architects first consider all the hardwoods native to a region before settling on a solution.

According to Chris Klehm, LEED AP, president of Clearview Construction Services in Pittsburgh, hardwood flooring was used for the 14,200-square-foot Eberly Family Learning Center at the Girl Scouts of Southwestern Pennsylvania's Camp Roy Weller, in Bruceton Mills, WV, where he was the general contractor. "Local West Virginia white oak was selected because it's durable," he says.

This hardwood choice also works effectively with the building's radiant heating system and its heat source, an energy-efficient geothermal system. The client, Denise Fowler of the Girl Scouts, says, "The Girl Scouts are extremely happy with the hardwood flooring over radiant heat. We have three geothermal boilers that make for efficient temperature control. This method significantly lowers our heating costs and promotes sustainability to our youth at the same time."

Klehm adds, "There are two reasons why I select hardwoods. First, they support the sustainable forestry efforts of farmers, as well as the process of creating oxygen for the atmosphere naturally,

and second, they are beautiful. Few other products create value and beauty through the aging process."

Juxtapose with other materials. Peter Bohlin, FAIA, president of Bohlin Cywinski Jackson, Wilkes-Barre, PA, frequently juxtaposes multiple hardwood species, staining techniques, and contrasting materials. In a 2004 interview appearing in *Material Matters*, Bohlin says, "We've been using hardwoods for windows, particularly where we're wrapping [window frames] with copper." For the design and construction of a Utah mountain residence, he notes, "We've used maple or cherry for the basic wood frame that's visible on the inside, and a copper sheathing on the outside. Where we're at high altitudes... that is quite a sustainable strategy. Obviously, there's interplay between [the materials], but also it is really taking the same attitude to all of them, of going after those almost inevitable extensions of those materials and their natures... sort of expressing the spirit of the particular material."

London's Haberdashers' Hall, completed in 2002 and designed by Sir Michael Hopkins, of London-based Michael Hopkins and Partners, combines modern architecture with traditional materials and building skills to form a 21st century high-quality venue. Hopkins, who with his wife and partner, Patty Hopkins, won the 1994 Royal Institute of British Architects Royal Gold Medal, is known for his innovative approaches to construction and energy-efficient design. For Haberdasher's Hall, he chose stainless steel ties, rather than timber trusses, as bracing elements for the roof clad in American white oak. At each intersection of the lattice, four stainless steel shoes are glued to the wood, and bolted to a stainless steel node connecting to steel ties that brace the structure. The result is a light, open, elegant and unobstructed wood pattern.

Accommodate natural properties. Even when applications are innovative, hardwoods are far from experimental materials. They exhibit characteristic and predictable behavior in any application. All wood will reach equilibrium with its surroundings, as the internal moisture content, usually ranging from six to eight percent, adapts to the ambient relative humidity. Traditional techniques address this slight expansion and contraction when installing trim, molding, millwork, flooring or built-ins. On the job site, materials should be kept dry and indoors several days before installation, after the space is climate-controlled. This allows the wood to adjust to relative humidity levels.

Aldo Leopold was a powerful 20th century advocate for conservation and "intelligent consumption." In an article in *American Forest* magazine, "The Home Builder Conserves," he questioned "our universal insistence on clear hardwoods for furniture and interior woodwork.... Consider that the greater part of our enormous hardwood waste occurs in the process of trimming out knots. Is it too much to hope that fashion may some day lift the ban against them?"

Little has changed since Leopold made his plea in 1928. Hardwoods with character markings usually are seen only in rustic settings. The clear high-grade wood that makes up only a small part of the tree is the norm for flooring and architectural millwork in commercial or residential applications. Sustainable use of more of each tree remains a design challenge.

Few design professionals take advantage of the full range of natural visual effects possible with hardwoods.

LEED AND CERTIFICATION SYSTEMS

Even with a strong grounding in the properties and origins of materials, architects may refer to certification systems, rating standards and assessment techniques in evaluating products and materials. However, these tools may be incomplete.

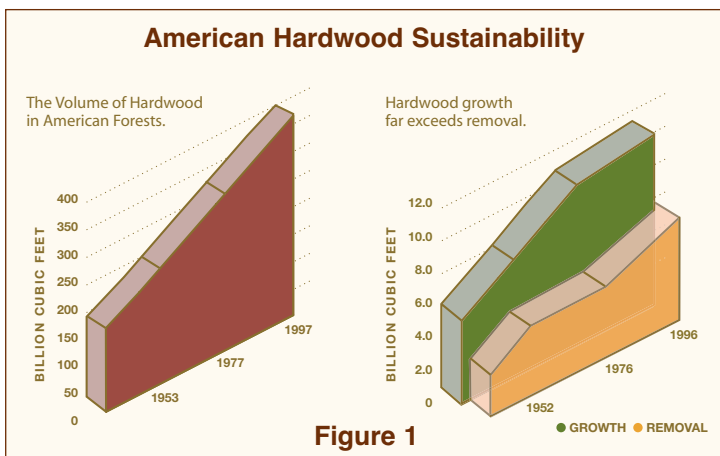
The U.S. Green Building Council's LEED guidelines are an evolving effort to set common standards of green measurement in areas as diverse as water efficiency, energy and atmosphere impact, material and resource use, and indoor environmental quality.

Although not intended as a product evaluation tool, LEED standards favor Forest Stewardship Council (FSC) certification for wood products despite the extremely limited availability of FSC-approved hardwoods anywhere in the world, including the U.S.

Ideally, certification offers reassurance that a product has some level of sustainable merit. However, certifications can become outdated as forest products, conditions and practices change, and not all that's sustainable is certified. Conversely, many forests and forest products meet certification standards even though they have not gone through the formal process.

American hardwood sources are a case in point. Private individuals and families own three quarters of U.S. hardwood forests. According to the U.S. Forest Service, their record of sustainable management spans more than 50 years. However, most do not participate in the fee-based, third-party certification programs established in the 1990s. In fact, less than five percent of the hardwood forestland in the U.S. is certified under any system, including FSC, the Sustainable Forestry Initiative (SFI), and the American Tree Farm program.

As a result, although architects will find sustainable locally-sourced hardwoods, most of the material will not be certified. While all LEED guidelines are being revisited, the FSC preference is unlikely to change soon. Similarly, without a realistic approach to complex hardwood supply chain and chain-of-custody issues, the U.S. hardwood certification situation is unlikely to change dramatically.



As products proliferate and China and South Asia dominate manufacturing, the variables in assessment detail become increasingly cumbersome. An increasing number of products and materials will be difficult to handle with traditional evaluation tools.

According to Dent, "We're still lacking the fundamental knowledge. We're lacking the terms, and also the 'realistics.' There are some great ideas about using recycled and sustainable materials, but you've got to get a healthy dose of realism there as well."

Jill Kowalski, AIA, LEED AP, director of sustainable design at Philadelphia-based EwingCole, says there's a problem when worldwide product sourcing meets the detailed demands of life cycle analysis. In a 2005 *Material Matters* interview, she observes, "When you're comparing systems, it's more straight-forward. But when you start applying it to products and materials, where there are parts and pieces from all over the globe, it's complicated. The question becomes, 'How far back do I take it?'" In most cases, taking it all the way back is impossible.

THE PRACTICALITIES OF LIFE CYCLE THINKING

Comparing two potential material alternatives, and defending the choice, means evaluating widely different characteristics. Sustainability concerns range from energy conservation, recycling and indoor air quality, to impact on indigenous peoples and wildlife habitats. Simple formulas are no help in weighing the positive impact of high-recycled content against the negative impact of high-embodied energy, for example.

New products are not always better when evaluating hardwoods and green building products. In a 2004 *Material Matters* interview, Huston Eubank, AIA, vice president of the World Green Building Council observes, "How about looking at old materials and finding new ways to use them? Let's look at some old solutions before we feel the need to invent some piece of rocket science that takes the entire power output of the Columbia River to manufacture."

Many forests and forest products meet certification standards even though they have not gone through the formal process.

Clearly, life cycle questions have no simple answers. There's no substitute for product and material research, professional judgment, critical thinking and common sense.

Rules of thumb, however, can produce defensibly sustainable decisions. Although full-scale life cycle analyses and assessments may be unrealistic, life cycle thinking is a practical route to materials selection—a common-sense framework for evaluating alternatives that can be tailored to each project.

Design professionals often use LEED as a quick checklist, and can be tempted to focus on amassing LEED points, rather than on integrated design. Kowalski notes, "If you get too hung up in the credits, you don't take advantage of the whole system. That's how LEED is meant to be used. If you're not used to integrated design, you may work line-by-line instead of big-picture. You have to put the LEED checklist aside for a minute. Do integrated design, and LEED will be automatic."

Advancing technology will continue to strengthen the need for human connections to the natural world. Projects reflecting integrated sustainable design will foster these connections and protect the environment. Smart use of renewable materials, such as North American hardwoods, in attractive, well-designed, environmentally preferable buildings, will contribute to sustainability and enhance the built environment. ■

CLICK FOR ADDITIONAL REQUIRED READING

The article continues online at:
archrecord.construction.com/resources/conteduc/archives/0510hardwood-1.asp

To receive AIA/CES credit, you are required to read this additional text. For a faxed copy of the material, contact Susan Regan at the Hardwood Council at 412-829-0770. The following quiz questions include information from this material.

AIA/ARCHITECTURAL RECORD
CONTINUING EDUCATION Series

LEARNING OBJECTIVES

- Explore environmentally preferable uses of American hardwoods.
- Specify and use American hardwoods more effectively and sustainably.
- Understand how life cycle thinking facilitates green building products assessment

QUESTIONS

1. The amount of hardwood growing in U.S. forests today is how much greater than it was 50 years ago?
 - a. 10 percent
 - b. 20 percent
 - c. 45 percent
 - d. 90 percent
2. What percentage of trees in U.S. hardwood forests are cherry and oak, respectively?
 - a. Cherry 45%; Oak 26%
 - b. Cherry 22%; Oak 37%
 - c. Cherry 14%; Oak 45%
 - d. Cherry 4%; Oak 52%
3. Which of the following are not American hardwoods?
 - a. Ash, birch, cherry, elm
 - b. Fir, pine, hemlock, spruce
 - c. Hackberry, hard maple, poplar, red oak
 - d. Sycamore, walnut, white oak, willow
4. Which of the following is not an environmentally preferable tactic:
 - a. Using only rift-sawn lumber
 - b. Using a wide variety of species
 - c. Building up long, wide moldings from narrower, shorter elements
 - d. Selecting the grade of the wood for the application
5. Which of these is not an environmentally important attribute of American hardwoods?
 - a. Self-renewing
 - b. Locally available
 - c. Plantation grown
 - d. Non-toxic
6. All of the following are smart specifying strategies for hardwood except which?
 - a. Design to accommodate natural expansion and contraction
 - b. Specify only clear, highest grade wood
 - c. Juxtapose with other materials
 - d. Give priority to local materials
7. Approximately how much American hardwood is certified under any system?
 - a. Less than 5 percent
 - b. About 10 percent
 - c. About 25 percent
 - d. About half
8. All of the following apply to American hardwoods except which?
 - a. Durable
 - b. Re-usable
 - c. Low embodied energy
 - d. Ozone depleting
9. Non-toxic, durable, low-maintenance wood finishes make it possible to use hardwood products in healthcare settings.
 - a. True
 - b. False
10. Hardwood floors can be used with solar or geothermal radiant heat systems.
 - a. True
 - b. False

INSTRUCTIONS

Refer to the learning objectives above. Complete the questions below. Go to the self-report form on page 264. Follow the reporting instructions, answer the test questions and submit the form. Or use the Continuing Education self-report form on *Record's* web site—archrecord.construction.com—to receive one AIA/CES Learning Unit including one hour of health, safety, welfare credit.

About the Hardwood Council

The Hardwood Council serves architects, designers and builders by providing useful information about American hardwoods in sustainable design and building. As an independent, nonprofit organization, the Council advances better understanding of hardwood flooring, furniture, cabinetry and millwork, without bias toward specific products or manufacturers.

The Council's Web site, www.americanhardwoods.org, offers basic information about dozens of American hardwood species, background on sustainable forestry, and overviews of sustainable specifying, design, installation and finishing practices.

In addition to online information resources, The Hardwood Council provides:

- Sustainable Solutions, a handy kit containing 20 American hardwood species samples, a detailed brochure on hardwood



The Hardwood Council
400 Penn Center Boulevard
Suite 530
Pittsburgh, PA 15235

sustainability and materials properties, and a CD that enables you to try out finishing alternatives on your computer's desktop;

- *Material Matters*, a series of white papers devoted to "conversations about sustainability and our surroundings" that document discussions with leading architects, designers, authors and architects;
- Tips & Techniques, a library of practical briefings on topics such as hardwood products selection, installation, finishing and care.

For more information about The Hardwood Council, and American hardwoods, please visit www.americanhardwoods.org

Sto Guard[®]

Introducing the Spray-On Building Wrap.



Dual Function: Waterproof and continuous air barrier assembly but NOT a vapor barrier, it is breathable

Superior: Waterproofing NOT “weatherization,” water testing measured in days, NOT hours like most wraps

Ask about our 5 year warranty.

Seamless: Assembly covers full wall, joints and penetrations for use beneath exterior wall claddings including brick, wood, vinyl, cement siding, EIFS & stucco

Easy Application:
It is water-based, so conventional spray equipment or paint rollers can be used



Pros in the know use Sto.

Call us with the specs on your next project at 888-410-0956 or go to www.stocorp.com/stoguarddp2 for testimonials or to locate the distributor nearest you.

sto 

www.stocorp.com

CIRCLE 88 ON READER SERVICE CARD OR GO TO ARCHRECORD.CONSTRUCTION.COM/PRODUCTS/



STO CORP. PRESENTS

Fluid Applied Air/Moisture Barriers for Moisture Control and Mold Prevention in Wall Construction



Fluid applied air/moisture barriers are effective and economical means of controlling moisture in wall assemblies. Moisture control assists in preventing mold growth in wall assemblies. Fluid applied air/moisture barriers also offer performance advantages over building wraps and traditional asphalt-impregnated felt or paper moisture barriers. They can be used in all types of wall construction over wood, gypsum and cement-based sheathings. They can also be used over prepared concrete and concrete masonry units. They generally consist of three components (*Figures 1a and 1b on page 204*):

1. A spray- or trowel-applied *joint treatment* for filling sheathing joints, spotting fasteners, and protection of rough openings, corners and other changes of plane in sheathed wall construction.
2. A *reinforcing mesh* or tape used in conjunction with the joint treatment to reinforce sheathing joints, corners, and changes of plane, and for repair of minor cracks in concrete or concrete masonry wall construction.
3. A *waterproof coating* applied by spray, roller or brush to prepared sheathing, concrete or concrete masonry wall surfaces.

When properly applied to sound supporting construction, these components function together as an air barrier and seamless moisture barrier in the wall assembly. Some of the advantages of a fluid applied air/moisture barrier include:

Effectively blocks air leakage	<ul style="list-style-type: none"> • Increases occupant comfort • Reduces energy costs by reducing heating and cooling loads • Reduces risk of condensation caused by air leaks through the wall construction
Seamless moisture barrier	<ul style="list-style-type: none"> • No tears, holes, or lap joints that can compromise performance in service • Reduces risk of installation errors
Protects sheathing and rough openings from weather damage during and after construction	<ul style="list-style-type: none"> • Minimizes risk of weather damage to sheathing and associated repair or replacement costs
Simple installation procedures	<ul style="list-style-type: none"> • No special tools or skills required; reduces labor costs
Durable	<ul style="list-style-type: none"> • Does not tear or lose its effectiveness with exposure to weather during construction or while in service
Structural/fully adhered	<ul style="list-style-type: none"> • Rigid and stable under air pressure loads, does not tear or blow off the wall with wind
Distinct colors	<ul style="list-style-type: none"> • Facilitates job site inspection and quality control
Water based	<ul style="list-style-type: none"> • Safe to use, easy clean-up, VOC-compliant
Provides opportunity for pressure equalized or pressure moderated wall design	<ul style="list-style-type: none"> • Minimizes risk of rain water penetration through wall assembly
Doubles as air barrier and moisture barrier in wall assembly	<ul style="list-style-type: none"> • Efficient use of materials

Use the learning objectives below to focus your study as you read **Fluid Applied Air/Moisture Barriers for Moisture Control and Mold Prevention in Wall Construction**. To earn one AIA/CES Learning Unit including one hour of health, safety, welfare credit, answer the questions on page 207, then follow the reporting instructions on page 262, or go to the Continuing Education section on www.archrecord.construction.com and follow the reporting instructions.

Learning Objectives

- Know the components of fluid applied air/moisture barriers
- Compare the advantages of fluid air/moisture barriers with building wraps and other moisture barriers
- Identify design considerations when incorporating fluid applied air/moisture barrier systems into wall assemblies

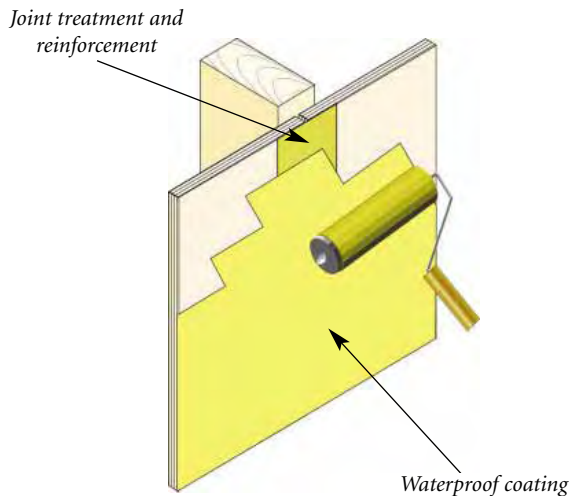


Figure 1a: Fluid applied air/moisture barrier applied to sheathing by roller.



Figure 1b: Fluid applied air/moisture barrier applied to sheathing by spray application.

In the last decade, studies have shown air leakage to be a significant potential source of condensation and moisture accumulation in building envelope assemblies (see CMHC, *Commissioning and Monitoring the Building Envelope for Air Leakage*, by David J. Odom, III; and *Preventing Indoor Air Quality Problems in Educational Facilities: Guidelines for Hot, Humid Climates*).

By constructing an airtight building envelope, the risk of moisture problems—decay, corrosion, loss of insulation value, mold growth and indoor air quality (IAQ) problems—which can occur because of air leakage and condensation, are minimized. At the same time, airtight construction is likely to be less capable of drying than "air-porous" construction, in the event of water leakage or other unforeseen circumstances that cause water to enter into a wall assembly. The designer then must strive to prevent rain water penetration into the wall assembly, to construct an airtight building envelope assembly of compatible air barrier materials, and to enhance the drying potential of the wall assembly in his/her overall design strategy.

When incorporating fluid applied air/moisture barriers in wall assemblies, the following considerations are important to effectively control condensation and prevent moisture penetration:

Design Considerations

- Air permeability
- Continuity with other air barrier materials
- Structural integrity
- Durability
- Water penetration resistance
- Water vapor permeability
- Mechanical ventilation
- Construction details and sequencing
- Code compliance
- Climate

Air Permeability

The layers of material that make up a wall assembly have different air permeability. Figure 2 provides a comparison of typical materials used in wall assemblies and their air permeability values.

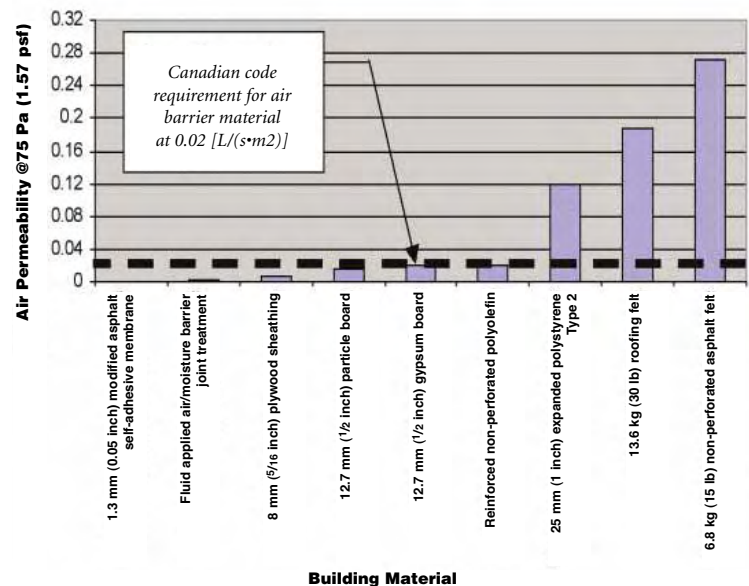


Figure 2: Air permeability [L/(s·m²)] of fluid applied air/moisture barrier and common building materials.

Sources of Data: Canada Mortgage and Housing Corporation and Sto Corp.

Energy codes in the United States have begun to require air tightness of the building envelope, but they are not specific about levels of air permeability for air barrier materials. The generally accepted level based on National Building Code of Canada requirements is 0.02 L/(s·m²) at 75 Pa pressure (0.004 cfm/ft² at 1.57 psf). While many common building materials like plywood and gypsum wallboard meet this standard, a sheathed wall assembly will not perform well as an air barrier unless the joints are treated with an air barrier material. The sheathed wall assembly with treated joints then becomes an air barrier subsystem of the total building envelope air barrier system. The total building envelope air barrier system consists of all the interconnected air barrier materials—for example, treated wall sheathing, roof membrane, foundation waterproofing, windows and doors, and the air barrier connection materials between them.

Air Barrier Continuity

The overall design concept of air barriers in building construction is the creation of a continuous airtight membrane around the building envelope. Therefore, air barrier materials in wall assemblies, to be effective, must be *continuous*. Breaks in air barrier continuity cause air leaks. In cold climates the breaks can allow significant amounts of warm moisture-laden air to escape from the interior environment and condense on a cold surface in the wall assembly. Conversely, in hot, humid climates, breaks in the air barrier permit moisture-laden air from the exterior environment to infiltrate the building envelope and potentially condense on a cold surface in the wall assembly. Any penetration through the wall assembly or termination of the wall assembly must therefore be detailed to maintain the continuity of the air barrier materials to effectively create an air barrier system. *Without continuity of the air barrier materials in the wall assembly, air barrier system performance is less effective.* The design/construction professional must take material compatibility and construction sequencing into account when designing an airtight assembly to ensure *continuity*. A number of connecting air barrier materials exist that are compatible with fluid applied air/moisture barriers to make transitions from one material to the next, for example, rubberized asphalt membrane tapes to connect from wall sheathing to foundation, or low-expanding urethane foam sprays for use between windows and rough openings.

Air Barrier Structural Integrity

Structural integrity of air barriers is important because wind loads are transferred to the most airtight components in a wall assembly—the air barrier materials—and in turn, are transferred to the structure. Negative and positive wind loads stress air barrier materials. If the materials tear or displace with loading, they lose their effectiveness as air barriers. Some building wraps have low air permeability, but they do not perform well when commonly installed because they have many seams that reduce their effectiveness against air leakage, and they are non-structural. If the seams in building wraps are not taped, they do not perform well as air barrier materials. Because building wraps are non-structural, they are susceptible to displacement and tearing from negative wind gusts in cavity wall construction. This compromises their performance in service.¹

Fluid applied air/moisture barriers are fully adhered. Adhesion to sheathing exceeds the strength of the sheathing. Tensile adhesion tests show that the paper or glass mat facing fails in gypsum based sheathings, while unfaced sheathings like plywood show adhesive failure at loads in excess of 344 kPa (50 psi, could equate to more than a 2560 km/hr [1600 mph] wind speed). The structural strength of the fluid applied air/moisture barrier in effect equates to that of the sheathing. Deformation while in service is limited to the deformation of the sheathing. *This means no tears and no compromise in performance caused by structural loading*, provided the sheathing and supporting frame are adequate to resist loads.

Air Barrier Durability

While capable of resisting wind loads without compromise in performance, air barrier materials must also demonstrate durability in a number of other ways, particularly if the air barrier is concealed and inaccessible for maintenance.

Durability criteria include:

- Resistance to puncture
- Resistance to pests—rodents, termites, carpenter ants, and other insects

- Resistance to low but sustained negative pressures from building stack effect and HVAC fan effect
- Ability to withstand stress from thermal and moisture movement of building materials, and stress from building creep
- Resistance to UV degradation (during the construction period)
- Resistance to mold growth
- Resistance to abrasion

Fluid applied air/moisture barriers generally do not provide a food source for insects or other pests. By virtue of their excellent adhesion to sheathing and prepared concrete or masonry substrates, they are resistant to puncture and they resist loads imposed by stack effect and fan effect, as well as wind loads. Their resistance to stresses imposed by thermal and moisture movement, and building creep, is mainly dependent on the ability of the joint treatment material to span gaps in sheathing without cracking. This performance, in turn, is dependent on the physical properties of the specific joint treatment material. Similarly, the UV resistance, resistance to mold growth, and abrasion resistance are dependent on the physical properties of the joint treatment and waterproof coating materials.

Water Penetration Resistance

The traditional moisture protection used in wall construction is asphalt-saturated felt or kraft waterproof building paper. The terms weather-resistive barrier or moisture barrier are often used to describe these components in wall construction. They are generally installed over sheathing by lapping them shingle-style and fastening with nails, screws or staples to the sheathing. Their general purpose in walls is to protect against ingress of incidental water into the building and to protect moisture-sensitive components like gypsum sheathing in the event of a breach in the outer wall covering, such as a crack in stucco. Building wraps are often used in place of asphalt felt in wall construction, often with the same perceived purpose. The water resistance, air infiltration resistance, and vapor permeability characteristics of building wraps vary widely, depending on the brand of wrap selected. (See references, PHRC Report No. 59). Seamless fluid applied moisture protection provides a significant improvement over traditional moisture protection and building wraps. *In fact, they can be 10 times more resistant to water penetration than building wraps and nearly 200 times more resistant to air leakage than asphalt felt* (refer to Figures 2 and 3).

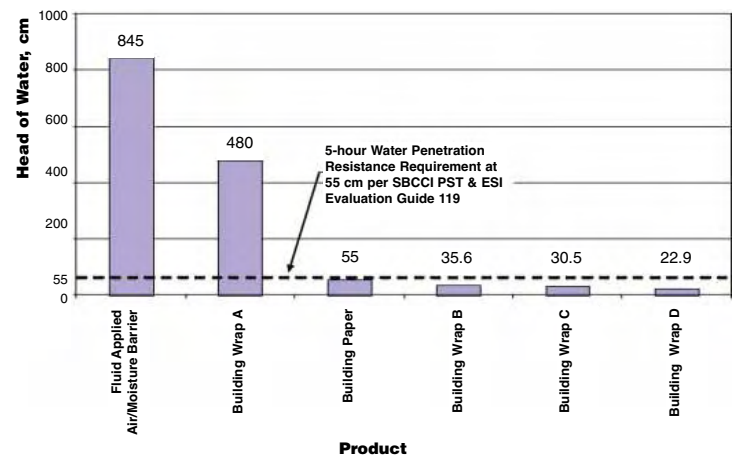


Figure 3: Water penetration resistance of fluid applied air/moisture barrier material compared to building wraps and building paper. Check online material for Figure 3 notes.

Water Vapor Permeability

A fluid applied air/moisture barrier may or may not be a vapor-retarding material. The generally accepted definition of a vapor-retarding material is one that has a water vapor permeance of 57.4 ng/(Pa·s·m²) [1.0 perms] or less. In Table 1, the fluid applied air/moisture barrier components are not vapor retarders. The joint treatment has a vapor permeance of 994 ng/(Pa·s·m²) [17.3 perms] and the waterproof coating has a vapor permeance of 327 ng/(Pa·s·m²) [5.7 perms], about the same as Type 15 building felt.

Building Material	Water Vapor Permeance (Perms)	Water Vapor Permeance ng/(Pa·s·m ²)
4 mil Polyethylene ¹	0.08	4.60
6 mm (1/4 inch) Plywood ² (ext glue)	0.7	40.2
101 mm (4 inch) Brick ²	0.8	46.0
203 mm (8 inch) Concrete Block ²	2.4	138
25 mm (1 inch) Expanded Polystyrene ¹	5	287
Type 15 Building Felt ²	5.6	322
Fluid Applied Air Moisture Barrier Waterproof Coating	5.7	327
19 mm (3/4 inch) Plaster on Metal Lath ³	15	862
Fluid Applied Air Moisture Barrier Joint Treatment	17.3	994
9.5 mm (3/8 inch) Gypsum Wallboard ²	50	2873

Table 1: Water vapor permeance of fluid applied air/moisture barrier materials and common building materials. Check online material for Table 1 notes.

The purpose of a vapor retarder in wall construction is to minimize water vapor diffusion through the wall assembly and thus reduce the risk and the amount of condensation on cold surfaces in the wall assembly. Whether or not a vapor retarder should be placed in a wall assembly and where it should be placed must be carefully evaluated in relation to climate, the physical characteristics of other components of the wall assembly, and interior relative humidity conditions. In cold climates the predominant water vapor diffusion direction through most of the year is from the inside to the outside, as warm, humid air from the interior environment moves in the direction of cold, dry outside air. Conversely, in hot, humid climates, the predominant water vapor diffusion direction through most of the year is from the warm, humid outside environment towards the cooler, dryer, air-conditioned interior environment. Based on these general conditions, a vapor retarder is customarily placed on the interior of wall construction in cold climates and on the exterior in hot, humid climates. A vapor retarder should not be placed on the interior in hot, humid climates, since it will potentially cause condensation by restricting vapor diffusion to the interior. The use of interior vapor retarders has been shown to be a contributing cause in many cases of moisture problems and IAQ problems in buildings in hot, humid climates. One tool that is available to assist in making decisions about whether a vapor retarder is needed and where to place it in the wall assembly is a water vapor transmission analysis that can be performed manually (see ASHRAE Handbook—Fundamentals, chapters 21 and 22) or by computer (Trechsel, *Moisture Analysis and Condensation Control in Building Envelopes*).

Mechanical Ventilation

A properly functioning air barrier system will limit the influence of air infiltration and exfiltration on the heating and cooling loads of the interior environment. This can increase the efficiency of the HVAC system, which translates into energy cost savings. However, the mechanical ventilation system must still perform its basic functions of:

- Ventilation and exhaust
- Proper distribution of makeup air to interior spaces
- Dehumidification of air
- Filtration of outdoor air

Wind effects, stack effects, fan effects and space configuration and partitions influence how the mechanical ventilation system must be designed to perform adequately. ASHRAE handbooks provide guidance on mechanical ventilation, and design and control of interior relative humidity conditions to control microbial growth, to minimize condensation potential, and to provide occupant comfort, in relation to air leakage.

Construction Details and Sequencing

“As much as 90 percent of all water intrusion problems occur within one percent of the total building exterior surface area. The one percent of the structure’s façade contains the terminations and transition detailing that all too frequently lead to envelope failures.”³

Construction detailing is a critical component for the success of any wall assembly. The designer must create details that effectively:

Control rain water penetration that may occur via:

- Gravity flow—water that flows down and to the interior if surfaces are sloped towards the interior, for example, an improperly sloped brick ledge
- Kinetic energy—rainwater, for example, being blown directly into large openings
- Capillary action—the tendency of water to travel through narrow openings or cracks in materials toward dryer surfaces, for example, a crack in a mortar joint
- Pressure differentials—the effects of wind pressure, stack effect or mechanical ventilation that create pressure differences across the building envelope, and drive water through cracks or openings

Control condensation that may occur via:

- air leakage
- diffusion

The contractor must in turn coordinate and sequence work so that details are properly constructed. Given that today’s buildings are generally “tighter” than they were 50 years ago, the importance of eliminating water intrusion into wall assemblies increases substantially, since water in walls may not readily dry. Some details are fundamental, such as the proper sloping of sills and ledges to the exterior, use of drip edges at soffit returns, capillary breaks in construction joints, or lapping of the air/moisture barrier over flashing at the base of a wall (Figure 4) to direct water to the exterior. Other details are more complex, such as maintaining the continuity of the air barrier at a window penetration (Figure 5) and integrating the air/moisture barrier with sill flashing. Whatever the detail, whether straightforward or complex in nature, the development and execution of details is vital to the long term success of the wall assembly, regardless of how well the air/moisture barrier system performs. An important advantage of a fluid applied air/moisture barrier in the wall assembly is that it can mitigate or eliminate one of the major forces that cause water infiltration into walls: pressure difference. The fluid applied air/moisture barrier, in combination with venting and compartmenting, can effectively enable the pressure behind the cladding material to equalize with the pressure outside, and prevent rain water penetration caused by pressure differentials (pressure equalized rainscreen).

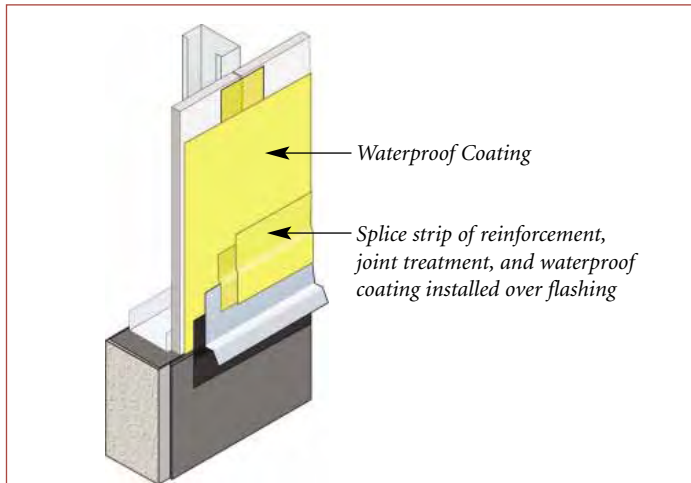


Figure 4: Fluid applied air/moisture barrier lapped onto flashing at the base of the wall to “splice” the two materials and shed water onto the flashing and to the exterior.

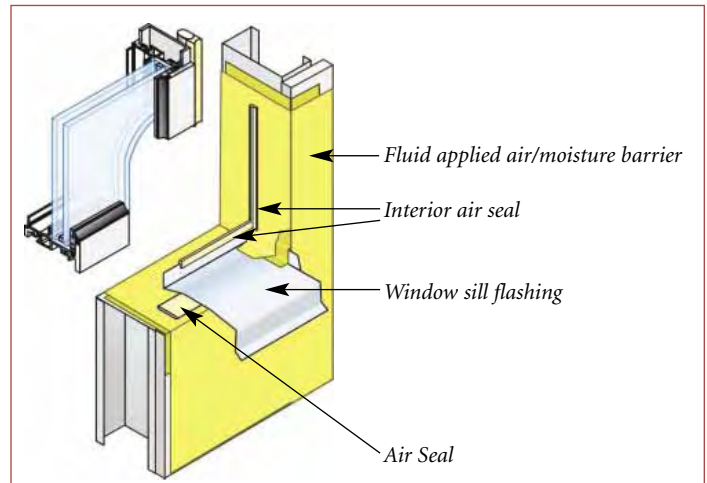


Figure 5: Integration of the fluid applied air/moisture barrier at the rough opening with interior air seal and sill flashing beneath the window.

CLICK FOR ADDITIONAL REQUIRED READING

The article continues online at:

archrecord.construction.com/resources/conteduc/archives/0510sto-1.asp

To receive AIA/CES credit, you are required to read this additional text. For a faxed copy of the material, contact Sto Corp. at 678-553-3267.

The following quiz questions include information from this material.

Learning Objectives

- Know the components of fluid applied air/moisture barriers
- Compare the advantages of fluid air/moisture barriers with building wraps and other moisture barriers
- Identify design considerations when incorporating fluid applied air/moisture barrier systems into wall assemblies

Instructions

Refer to the learning objectives above. Complete the questions below. Go to the self report form on page 262. Follow the reporting instructions, answer the test questions and submit the form. Or, use the Continuing Education self report form on Record’s web site—archrecord.construction.com—to receive one AIA/CES Learning Unit including one hour of health, safety, welfare credit.

Questions

- Q:** 1. United States energy codes are always specific about the levels of air permeability for building materials.
- A:** a. True
b. False
- Q:** 2. Fluid applied air/moisture barriers’ excellent adhesion to sheathing and prepared concrete or masonry substrates makes them resistant against:
- A:** a. Wind loads
b. Insects or other pests
c. Mold growth
d. UV degradation
- Q:** 3. Seamless fluid applied moisture protection is nearly _____ times more resistant to air leakage than asphalt saturated felt.
- A:** a. 100
b. 150
c. 200

- Q:** 4. A fluid applied air/moisture barrier is also always a vapor-retarding material.
- A:** a. True
b. False
- Q:** 5. In cold climates, a vapor retarder is customarily placed on:
- A:** a. The interior side of the wall
b. The exterior side of the wall
- Q:** 6. “As much as 90 percent of all water intrusion problems occur within ___ percent of the total building exterior surface area.”
- A:** a. 1
b. 5
c. 10
- Q:** 7. Rain water blown directly into large openings is an example of which mechanism of rain water penetration?
- A:** a. Gravity flow
b. Kinetic energy
c. Capillary action
d. Pressure differentials
- Q:** 8. One of the major forces that causes water infiltration into walls is:
- A:** a. Kinetic energy
b. Gravity flow
c. Pressure difference
- Q:** 9. Fluid applied air/moisture barriers are proprietary materials and are not listed in model codes.
- A:** a. True
b. False
- Q:** 10. In which climate should you use a low permeance rigid insulation on the exterior to resist vapor diffusion to the interior?
- A:** a. Hot, humid climates
b. Cold climates



Phone: (800)221-2397
Fax: (404)346-3119
marketingsupport@stocorp.com
www.stocorp.com



HARMONY®. THE PERFECT BLEND OF PERFORMANCE AND ECOLOGY.



Now there's a coating that meets your quality expectations without compromising environmental concerns. We call it Harmony. This high-hiding, low-odor, zero VOC, silica-free paint has anti-microbial properties that protect the paint film, and is available in hundreds of colors. Plus it is washable and durable, so you know your look will last. Keep performance and aesthetic requirements covered in perfect Harmony. To learn more, see your Sherwin-Williams Architectural Account Executive or call our Architect and Designer Answerline at 1-800-321-8194 for color and product information.



The Colors. The Paint. The Possibilities.™

Residential

California's inspired antisprawl solution: Bring new life to the suburbs

BRIEFS

L.A. puts limits on mansions

The McMansion is becoming an endangered species in parts of Los Angeles as the fast-growing city has taken steps toward limiting the size of newly built houses. In July, the city council voted to restrict the floor area of new homes to 40 percent of their lot size but no less than 2,400 square feet. The temporary measure only applies to Sunland and Tujunga, two neighborhoods where developers have been building relatively large homes, some of which cover their entire lot, in what some city officials dub "mansionization."

ASU builds affordable green house

Long heralded as the future of urban environments, green architecture is also making a mark in the rural desert. Students from the Arizona State University Stardust Center for Affordable Homes and the Family (partnered with local Navajo groups) have designed and built a sustainable and affordable house in Nageezi, New Mexico. With a design inspired by Navajo culture, the house includes passive solar heating, recycled rainwater and materials, and passive cooling. An elderly Navajo couple now call it home. For more information, go to www.asu.edu/stardust.

Modern condo is landmarked

A 40-year-old condo is the last building you would expect to be honored on the National Register of Historic Places, but that's exactly what happened to Sea Ranch Condominium I in July. The listing is even more unusual given that two of the architects who designed the building, Richard Whitaker and Donlyn Lyndon, are alive. The complex on the ocean coast in Northern California was designed by the firm of Moore Lyndon Turnbull Whitaker, which merged Modernism and regional style to create wood structures with sloping roofs.

Students turn phone books into house

Taking recycling to new heights, architecture students from Nova Scotia's Dalhousie University have built a house using more than 7,000 phone books. Located in Sackville, north of Halifax, the "phone booth" takes up an area of less than 200 square feet and cost about \$2,500 to construct. The closely packed books help insulate the house and protect it from water infiltration, while a fire pit provides heating for the cold Canadian winter.

Green Dollhouse competition

Sustainable living is no longer just for humans; dolls can now share in the fun. The Green Dollhouse Project competition, partially sponsored by AIA and the U.S. Green Building Council, encouraged architects and design students to include green ideas in their entries. Dollhouses were judged both on their sustainability and their value as toys. For more information, go to www.greendollhouse.org.
Gregory Hafkin

CONTENTS

210 700 Palms Residence

Steven Ehrlich Architects

216 Lee Tree House

Public


220 Santa Barbara Residence

Nick Noyes Architecture

226 310 Waverley Residence

*David Baker + Partners,
Architects*

231 Residential Products



The population of California will nearly double over the next 35 years, growing to almost 60 million by 2040, says the state's Department of Finance. As the number of Californians balloons, so does the size of their homes. According to the U.S. Census Bureau, houses nationwide have grown from an average of 1,130 square feet 50 years ago to 2,150 square feet today, and the Golden State has contributed to this increase. It could undermine the very things that attract people to California—its physical beauty and relaxed lifestyle. The architects and homeowners featured in this section are countering the trend by offering alternatives to the usual pattern of sprawl development. Instead of building enormous McMansions, they are creating infill projects in established neighborhoods and on modest-size lots. And the houses they have created exploit the state's benign climate to blur the separation between indoors and out, and highlight a way of living that is part of everyone's California dream. *Jane F. Kolleeny*



Sited on a long, narrow corner lot, the two-and-a-half-story house features a steel-framed canopy supporting orange and yellow sun-

shades (opposite). One elevation of the house boasts a long glass wall running parallel to a lap pool, inviting the outside in (this page).



Steven Ehrlich combines primitive and Modern aesthetics at his 700 Palms Residence

By Joseph Giovannini

Venice, California, has been described as a state of mind, a beach community in which artists and architects have been comfortable stretching their artistic limits since World War II, when it became home to the Beat Generation, and then the cradle of the Light and Space art movement. But at this point in Los Angeles history, Venice has also come to represent a major real estate phenomenon that is convulsing the old pattern of suburban development. As properties are sold at major prices, new owners are enlarging existing structures or building new ones at a much bigger scale, reflecting the increase in underlying property values. Inflationary values are producing steroidal results.

Steven Ehrlich, who first bought and remodeled a Craftsman-style house here decades ago, before a long interlude living in Santa Monica, returned to familiar but changed territory when he bought a corner lot to build a new home for himself. He was susceptible to the usual real estate pressures, but was also thinking large to accommodate his wife, Nancy Griffin, and family. The house had to be generous and hospitable enough to entice three grown children back for visits.

Pushing the envelope is a metaphor for most architects. But for Ehrlich, it meant building the house not only out to the lot line, but also establishing the height limit across the site. He erected translucent walls at the edges of the property to claim its entirety as a private outdoor precinct, and then extruded the lot line up with a structural cage that establishes the envelope of the site in three dimensions. Rather than simply designing in terms of square footage and plan, he thought in terms of volume and section. By conceiving the house as filling the full site and thinking spatially at the outset, Ehrlich vastly increased the apparent territory of occupation of the postage-stamp lot, which measures 132 by 43 feet.

Joseph Giovannini is an architect and critic based in New York and Los Angeles.

The architect, however, never proposed a mindless McMansion, or even a Modernist McMansion, that would reside as an object isolated in the space of thin, yard-line setbacks. Instead, he explored an approach that would illustrate the traditional California inside-outside relationship of the house to the yard. In a pavilion at the back of the lot, he nestled a studio and guest apartment, separated by a courtyard, bounded at the near end by the main structure, a steel, glass, and block armature that held bedroom pods for his daughters and the master bedroom suite on the top floor.

Ehrlich articulated each element of the program so they do not congeal in a single block, but form a highly porous structure of glassy solids set in voids that blur the boundaries between inside and out, up and down. The volume is large but not monolithic and imposing. What truly makes the house porous, however, is the range of opportunities for opening and closing the volumes to the outside, and even to other parts of the interior. Richard Neutra would be transfixed with envy at the size and quantity of doors and window walls that slide or pivot open, some of them two and a half stories tall.

Within the steel structural frame on the front facade, Ehrlich stretched a mobile sunscreen of fabric that, at the touch of a button, moves to open the house to views of the sky, or closes to protect it from

Project: 700 Palms Residence, Venice, Calif.

Architect: Steven Ehrlich
Architects—Steven Ehrlich, FAIA, principal/project architect; Mathew Chaney, job captain; Thomas Zahlten, AIA, Yoshiaki Irie, Michael Pardek, Steffen Doelger, Nicole Pflug, Martin

Ven-Bentum, Manuel Manuelian, Aroonrat Lertnimitr, project team

Consultants: Parker Resnick (structural); Doug Taber (mechanical); Jay Griffith (landscape); Woods Davey (site sculpture)

General contractor: Mark Shramek Construction

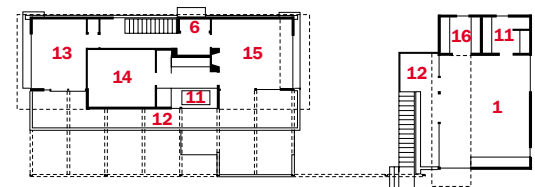


the sun. At the ground level, a long glass wall parallel to a lap pool slides back, bringing the element of water visually into the house. When the front and rear window walls open, the living space—both inside and out—flows in one continuous sweep, perfect for casual parties with large numbers of ambling guests. “I was interested in transformation,” says Ehrlich. By simply moving glass partitions, large and small, he can merge and separate space in a variety of combinations. The house becomes participatory, an environment to be shaped and reshaped according to weather, degrees of privacy, and simple fancy. It invites its occupants into the everyday making of space.

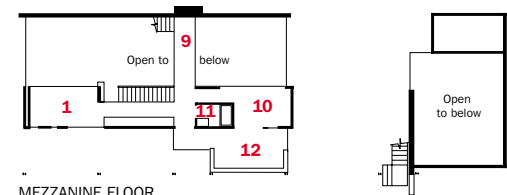
In addition to the California indoor-outdoor theme, Ehrlich imported another cultural element. Early in his career, he spent six years in Morocco and Nigeria, where he was impressed by courtyard houses that create a sense of community within outdoor precincts. Here in Venice, the architect infused the house with memories of African vernacular architecture by claiming the entire yard as a living precinct, and within it, creating outdoor courts, front and back, that break the yard into intimate places inflected with unique character. The pool area is athletic and sunny; the front yard, with its huge tree, is a contemplative corner of nature. The back court, with its raised, heated seating plinth opposite a barbecue, is the festive social hub. The main indoor space, two stories tall, is a savannah of living, with a long dining table and generous seating, perfect for grazing *en famille* or alone with a book and some wine.

An Aleppo pine tree grows outside the 16-foot sliding doors of the living room, providing a dramatic centerpiece for the room.

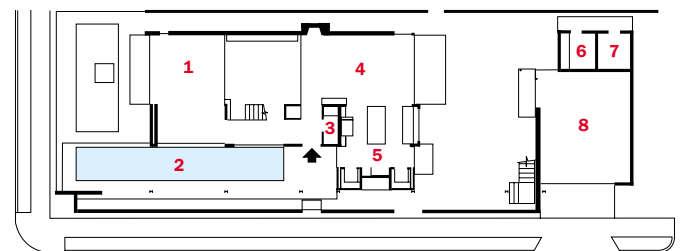
1. Living room
2. Pool
3. Powder room
4. Dining room
5. Kitchen
6. Laundry
7. Storage
8. Garage
9. Bridge
10. Bedroom
11. Bathroom
12. Deck
13. Library
14. Closet
15. Master bedroom
16. Kitchenette



SECOND FLOOR



MEZZANINE FLOOR



FIRST FLOOR

N 0 10 FT.
3 M.


METALWORKS® Steel Shingles make the look last.




Three timeless looks. One timeless material. METALWORKS Steel Shingles by TAMKO offer homeowners a compelling combination of lasting beauty and protection. Call us, or visit us on the Web, for more information.



*StoneCrest™ Slate
Vermont Blue*



*AstonWood™
Timber Brown*



*StoneCrest™ Tile
Quaker Green*

METALWORKS
STEEL SHINGLES **TAMKO**
ROOFING PRODUCTS

1-800-641-4691
www.metalworksroof.com
www.tamko.com

Roof on house is AstonWood™ in Sierra Slate Grey.
For information regarding, or to receive a copy of, TAMKO's limited warranty, contact your local TAMKO representative, visit us online at www.tamko.com, or call us at 800-641-4691.

Representation of colors is as accurate as our printing will permit.
©2005 TAMKO Roofing Products, Inc.

**CIRCLE 91 ON READER SERVICE CARD OR GO
TO ARCHRECORD.CONSTRUCTION.COM/PRODUCTS/**



Everywhere, the architect materialized his idea of an expanded and accommodating envelope with a collage of steel, block, glass, and metal that turns the structure into a spatial quilt. "There's no paint in the house," says Ehrlich, referring to a palette whose colors and textures are integral. Concrete materials are at the service of an abstract, Mondrianesque composition in three dimensions, giving the design body and inflecting its Modernist aesthetic with fundamental, even primitive, sensibilities.

In this design for a house of his own, Ehrlich intentionally spliced together cultures and invented a hybrid that is both contextual by California traditions and international in a sense never even suspected by Philip Johnson and Henry-Russell Hitchcock when they coined that famous term for a style in 1931. A building need not be white to be abstract. ■


A glass-and-steel suspended bridge spans the space above the living/dining room. A Japanese-style tansu stair with storage below leads to it. The bridge, in turn, leads to a floating stair to the upstairs.

Sources

Glazing: American Glazing
Awnings: Alpha Productions
Photovoltaics: Solar.com
Siding: Trex
Concrete block: Orco
Stucco: Flexirock
Exterior panels: Lumisite
Appliances: Sub-Zero/Wolf

Fixtures: GS; Toto
Track lighting: LSI
Custom interiors: David Albert
 (tansu stair, sofa, coffee table, and cabinets)

For more information on this project, go to Residential at www.archrecord.com.



HER PARENTS CHOSE
THE INSULATION CERTIFIED* FOR BETTER INDOOR AIR QUALITY.
SO THEY'RE SLEEPING SOUNDLY, TOO.

*Certified by the GREENGUARD Environmental Institute as a low emitting product for better, cleaner indoor air quality.
The GREENGUARD INDOOR AIR QUALITY CERTIFIED mark is a certification mark used under license through the GREENGUARD Environmental Institute.
THE PINK PANTHER™ & ©1964-2005 Metro-Goldwyn-Mayer Studios Inc. All Rights Reserved. The color PINK is a registered trademark of Owens Corning. ©2005 Owens Corning.

It's not surprising that people concerned about the quality of the air in their homes choose Owens Corning. PINK FIBERGLAS® Insulation is certified* for better indoor air quality by the GREENGUARD Environmental Institute.™ But it's also the choice of people concerned about the quality of our planet's air, because PINK FIBERGLAS Insulation reduces energy consumption. And that reduces the production of greenhouse gases. PINK FIBERGLAS Insulation even contains the most recycled glass of any insulation. Oh, and it saves money on energy costs. No wonder people feel comfortable choosing Owens Corning PINK FIBERGLAS Insulation. For more information, call **1-800-GET-PINK** or visit **www.owenscorning.com**.



INNOVATIONS FOR LIVING™

ACOUSTICS

INSULATION


MANUFACTURED STONE VENEER

ROOFING

SIDING



CIRCLE 92 ON READER SERVICE CARD OR GO TO ARCHRECORD.CONSTRUCTION.COM/PRODUCTS/

A large, textured tree trunk leans against a modern house with large windows and a wooden deck. Two wooden chairs are on the deck. The house features a mix of wood and light green panels. The tree trunk is the central focus, showing its rough bark and a prominent knot hole. The house has large glass windows and doors, reflecting the surrounding greenery. The deck is made of light-colored wood, and two modern wooden chairs with metal frames are positioned on it. The overall scene is bright and sunny, with shadows cast on the deck.

There are two defining elements on the exterior of the house: The wood screens that surround it and create a variety of outdoor rooms, and the 30-foot podocarpus tree in the front yard, which is tied to the history of the family living there.

Public shrouds the **Lee Tree House** in screens, giving character to a nondescript bungalow



By Ann Jarmusch

In a crowded, older subdivision of La Jolla, California, Gravilla Street stands out for anyone making a pilgrimage to visit El Pueblo Ribera, the walled compound of beach cottages Rudolph Schindler designed in 1923. Now, several blocks inland on the street, the San Diego firm Public has renovated an ordinary house with shades of Schindler. Using simple, standard materials and stark geometry, the architects devised an introverted design to shield the residents' indoor-outdoor life from public view, and like Schindler, built the project themselves.

Torrey and Kimberly Lee bought the one-story, 1,200-square-foot home from Torrey's aunt in 2003. A huge conifer tree, planted years ago near the house's southwest corner by a relative, added to the property's sentimental value. But with two young daughters and an urgent need for more living space, the Lees were willing to sacrifice the thriving podocarpus in exchange for another bedroom and bathroom in what was originally a two-bedroom, one-bath house.

After the Lees hired Public for the renovation, architects James Brown and James Gates championed the evergreen. Not only beautiful in its branch structure, the tree also supports dense foliage that shades the house from the strong afternoon sun. A consultant confirmed that new foundations could be laid without killing the tree's extensive roots. With that, Public was determined "to preserve and celebrate the tree" as a symbol of one family's stake in a home over several generations, said Brown.

Unwilling to accept the tree as a mere decorative anchor or sunshade to work around, the architects reconsidered the tree, the house, and the entire lot, which included an expansive, underused front lawn. They decided to bring the conifer into the realm of the house, showcasing it in

a glazed, 22-foot-tall corner space. They also extended the usable living area under the tree's generous canopy by adding a front deck that is level with the house's first floor. With lawn to spare, a tall, slatted-wood screen, the project's third defining element, rises to enclose the deck and tree trunk, creating a semiprivate outdoor room of 420 square feet.

This boxy, nearly continuous screen made of inexpensive fascia boards surrounding the house and tree breaks in places to allow access to new decks and a blue-tiled outdoor shower. The spaces between the screen, house, and tree also affect the way people experience the residence, Gates said.

The screen's height ranges from 16 to 18 feet, and the spacing of its horizontal boards shifts, depending on the amount of privacy desired for specific portions of each elevation. Facing the street, the screen is nearly solid, masking the existing garage and concealing a gate to the front deck and glazed entrance. As the screen continues across this deck, gaps between the boards increase to several inches. On the sides with two rear decks, where openness is preferable, Public substituted steel cable for wood screen.

After one passes through the front gate and enters the spacious outdoor room, the screen's personality changes instantly from a shield to a scrim. A bank of five glazed doors surmounted by large, operable windows disguises the house's role as a container. The tree anchors one end of this facade; an original artwork by Public occupies the other end. The art subtly tells the story of the house and family through pictographs cut into a vertical steel band.

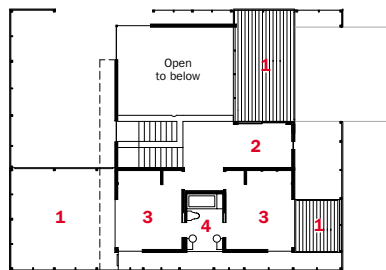
Inside the house, the renovation is divided into three zones: a 22-foot-tall volume containing the main living/dining area; a wide, central stair, efficiently lined with shelving and cabinets that leads to a second-floor study; and bedrooms, where a pair of children's rooms is

Ann Jarmusch is architecture critic of The San Diego Union-Tribune.



The slatted-wood screens not only provide privacy, but modulate the light that flows into the interior spaces of the

house. They also provide a welcoming yet clear-cut boundary between the indoor and outdoor living spaces of the home.

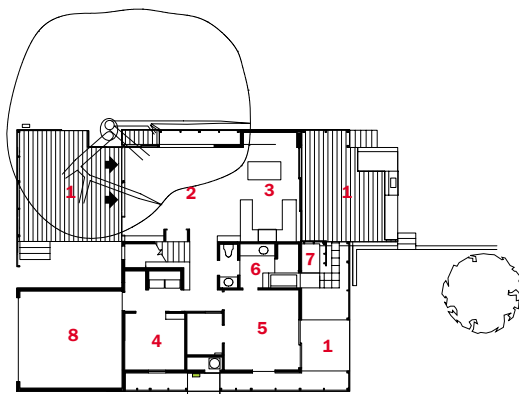


SECOND FLOOR

1. Deck
2. Loft/office
3. Bedroom
4. Bath

stacked above the master bedroom and a den/guest room. Remarkably, every living space and bedroom opens onto an outdoor room.

The airy, front space that invites the tree “inside” flows without interruption, sweeping from a casual living room to a dining area and adjoining kitchen. The kitchen, in turn, overlooks the rear deck and yard. Plans call for this deck to be screened like the front one. Both ends of this living/dining volume are glazed with doors and windows, so the house seems to melt into outdoor rooms gently contained by the screen. Public’s renovation not only makes the house feel larger than it is; in this temperate climate, it actually expands and diversifies the livable space available year-round and for years to come. ■



FIRST FLOOR

1. Deck
2. Living room
3. Kitchen
4. Den
5. Master bedroom
6. Master bath
7. Outdoor shower
8. Garage

Project: Lee Tree House, Bird Rock, La Jolla, Calif.

Architect: Public—James Brown and James Gates, partners in charge; Francisco Garcia, project manager; Steve Rosenstein, Alexandra Union, Daniella DeAlmeida, project team

Consultants: Envision Engineering, (structural engineer); Salehi & Salehi (energy)

General contractor: Public

(metal); Eric Nation (wood)

Roofing: Gula Roofing

Windows: Woodmaster (wood); Window Master (aluminum)

Doors: Woodmaster (wood); Fleetwood Doors (sliding aluminum)

Hardware: Schlage

Paint: Wayne Klump Painting

Tile: Carter Glass Tile

Story panel fabricator/designer:

Francisco Garcia


Sources

Structural framing: Silverline Construction

Exterior screening: Industrial Arts

For more information on this project, go to Residential at

www.archrecord.com.



Our 6,000-plus decorative synthetic millwork products deliver sharp, crisp,

FINALLY. MILLWORK THAT LOOKS GOOD ON PAPER.

lasting details. Cast in lightweight, laborsaving materials, they'll push you to the ends of your imagination—not to the end of your budget. At Fypon,[®] millwork doesn't just make things beautiful. It also makes sense.

FYPON[®]

www.specifypon.com • 800.446.3040

To schedule a consultation with our dedicated architectural support team, visit www.specifypon.com.

CIRCLE 93 ON READER SERVICE CARD OR GO TO ARCHRECORD.CONSTRUCTION.COM/PRODUCTS/

The architect removed the pitched roof of the existing 1950s ranch house and created a shedlike volume instead (below). In addition, three sets of French doors open onto the large central courtyard, bringing abundant light inside (opposite).





A neglected 1950s Santa Barbara ranch house comes back to life with help from Nick Noyes Architecture

By Allison Millionis

When the clients of San Francisco architect Nick Noyes relocated to Santa Barbara from Brooklyn, New York, they were eager to assume the Southern California lifestyle. In search of an affordable suburban home in a good school district, the family found itself driving through the Mission Canyon neighborhoods just minutes out of town, which enjoy spectacular views at nearly every bend.

While not in a typical suburb, winding Chaltenham Road hosts a line of modest homes fitted snugly on lots bursting with bougainvillea and night jasmine. The client's find, a 1956 ranch house, was woefully neglected and clearly out of sync with the site, but the family saw potential. Rather than tear down and rebuild, they opted to renovate and add onto the original 1,450-square-foot residence. "The house featured a cookie-cutter design and had no relationship with the site," says Noyes. "It required a radical intervention."

The first thing Noyes did—following repairs on the foundation, plumbing, and electrical system—was to remove two small rooms at the east end of the house, creating a long open space. This serves as the living and dining area, an informal linear gathering place to mediate surrounding interior and exterior spaces. Noyes dubbed it the "town square." "The family is very close, so making a central space where they can interact while going about their day was really important to them," he says.

Allison Millionis is a freelance writer living in Los Angeles. She writes on architecture and design for several magazines, and frequently contributes reviews and narrative essays to local publications.

They are also very creative—he is a filmmaker, she an artist. Noyes allowed room for the family's artistic activities, but only after establishing the building's formal clarity in plan and parti, further reinforced by the use of simple materials such as Sheetrock, clear anodized aluminum windows and doors, modest details, and a wood-framed structure. Reveals incorporated into the walls give the owners a composition of blank "canvases" on which to explore color and texture. Noyes jokes that the fireplace and surrounding wall have changed color a couple of times since the family moved in. "I wanted to create a backdrop for them, not dictate how they live in the house," he says.

A sliding barn door along the interior wall of the dining area cleverly conceals a built-in desk/work area where the family conducts business, and a sculptural bookcase and audio closet screen the entrance to the daughter's bedroom and bath. If the central space exists as the soul of the house, the adjacent kitchen might be the heart, as it is here that the family members share their passion for cooking and good food. Only 110 square feet, the space resembles an efficient triangle—stainless-steel sink, stove, and composite countertop—backed by an island that doubles as a bar for less formal dining.

The master suite is located at the front of the house and is surprisingly private. Formerly a living room that also served as the main

Project: Santa Barbara Residence, Santa Barbara, Calif.

Architect: Nick Noyes Architecture—Nick Noyes, principal; Scott

Baltimore, design team

Engineer: Howard & Van Sande

General contractor: W.A. Below General Contractor



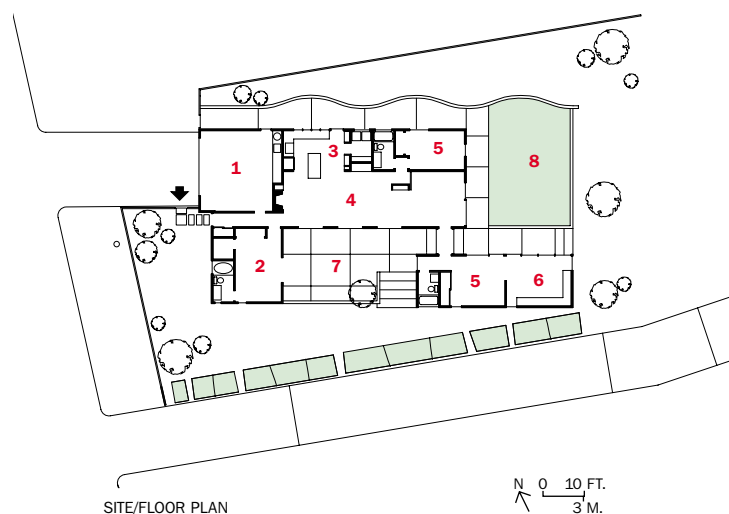
entrance to the house, the suite features an interior wall lined with closets, a bathroom, and a set of French doors that open to the courtyard. Not only does this alteration define the room, it also clearly marks the main entrance and entry hall.

Adjacent to the master suite, the architect sited an artist's studio, formerly an attached, two-car garage. Noyes installed three skylights and a frosted-glass roll-up door to bring in as much natural light as possible and establish an indoor-outdoor relationship for the erstwhile New York painter.

To create volume in the central space, the pitched ceiling was cut essentially in half and converted into a shed roof. Noyes installed three sets of French doors, topped by clerestory windows that open onto the large central courtyard. Another set of doors and awning windows at the east end of the space opens to a small terraced backyard and play area. "In a sense," says Noyes, "the house turns inward on itself and outward at the same time."

The 525-square-foot addition at the back, which accommodates an office, guest bedroom, and bath, helps define the edge of the yard. Noyes explains that the original concept was to build a two-story "tower" with unobstructed views of the Pacific Ocean to the west. But the neigh-

Exposed ceiling beams, structural columns, and a sliding barn door that hides a work area define the character of the main living/dining space, which acts as a hub for gathering and family activity.



SITE/FLOOR PLAN

- | | |
|---------------------------|------------|
| 1. Studio (former garage) | 5. Bedroom |
| 2. Master suite | 6. Office |
| 3. Kitchen | 7. Terrace |
| 4. Living/dining room | 8. Lawn |



Shown: Delta® brand Victorian®
1900 Series custom shower system.

ARE YOU DESIGNING A BATHROOM? OR A LUXURIOUS RETREAT FROM THE OUTSIDE WORLD?



Each jet exerts sculpted water in an undulated stream to enhance droplet size, spray coverage and temperature uniformity.

Our exclusive H₂Okinetic Technology™ creates a jetted shower experience like none other. With today's busy schedules, your clients don't have a lot of time to relax. That's why jetted shower systems are becoming more popular as a way to "escape." Best of all, it's a luxury that can be enjoyed every day. This insight was the inspiration for our new H₂Okinetic Technology. Each jetted spray controls the water's shape, velocity and thermal dynamics to create an invigorating shower experience. Vast, luxurious droplets. A drenching spray. And an all-enveloping warmth that surrounds the body and rejuvenates the spirit. H₂Okinetic Technology is available on all jetted and custom showers in the Delta® and Brizo™ brands, so there are a range of styles to keep your clients happy. Very happy.

Visit our website or call today to learn more about our line of showers and H₂Okinetic Technology

800.345.DELTA www.deltafaucet.com

877.345.BRIZO www.brizofaucet.com

CIRCLE 94 ON READER SERVICE CARD OR GO
TO ARCHRECORD.CONSTRUCTION.COM/PRODUCTS/

 **DELTA**
FAUCET COMPANY



Reveals set into the Sheetrock walls around the fireplace provide the homeowners a place to explore their love of

color (above). A bookcase and audio closet screen the entrance to the daughter's bedroom and bath (below).

bors weren't fond of the idea, so Noyes did the next best thing: He tilted the tower on its side and oriented a wall of commercial glazing (purchased from a company that fabricates storefronts) toward the northeast for views of the Santa Ynez mountain range. The addition complies stylistically with the main house, mirroring the shed roof, materials palette, and even the sliding barn door. The only variation is the concrete flooring, which the clients had considered for the main house before determining it was too austere for their taste.

Perhaps one of the biggest compliments paid to Noyes is from the children who come to see the owners' daughter. "I've been told that kids ask to come over to the house to play because they like how open it is," he says. Indeed, a world away from their East Coast urban origins, this family has realized what many others have come to California in search of: a balmy climate, pleasant neighborhood, and a home that reflects an inspired lifestyle. ■

Sources

Windows and doors: Metal Window Corporation

Locksets: Schlage

Countertops: Caesarstone (plastic laminate)

Bath tiles: Ann Sacks

Lighting: Shaper (exterior downlights); Leviton (controls)

Plumbing: Duravit (fixtures)

For more information on this project, go to Residential at www.archrecord.com.





INTRODUCING

MILLENNIA

NEW LINE OF WALL OVENS

Only from Dacor will you find the new Millennia line of wall ovens. Designed to enhance your kitchen experience, the increased interior capacity, new handle and larger window are a designer's dream. Add the new

simple to use menu-driven **Discovery Controller** and life in the kitchen will never be the same.



dacor
The life of the kitchen™

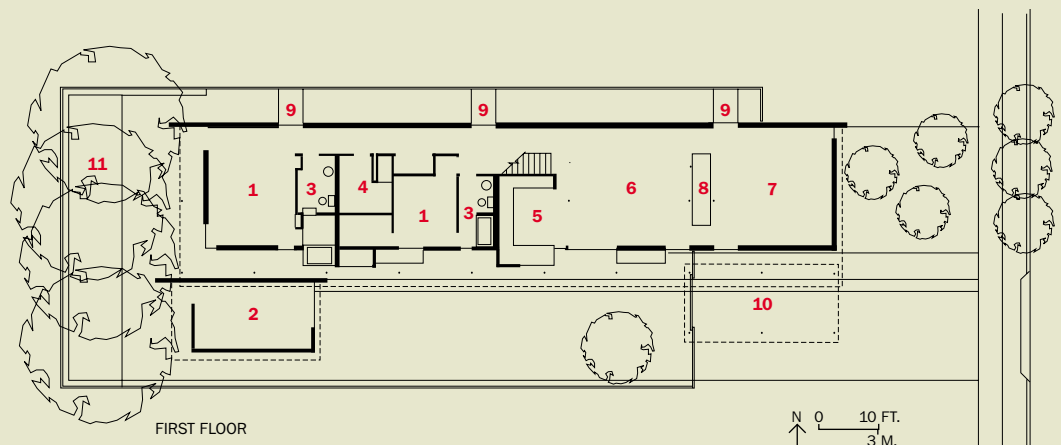
800.793.0093 | www.dacor.com/AR

WALL OVENS COOKTOPS RANGES VENTILATION MICROWAVES REFRIGERATION OUTDOOR GRILLS COFFEE SYSTEMS

CIRCLE 95 ON READER SERVICE CARD OR GO TO ARCHRECORD.CONSTRUCTION.COM/PRODUCTS/



The main entrance to the house is framed by an open carport on one side and the two-story residence on the other (above). These scales create a seamless transition from the low-scaled bungalow next door to the apartment building on the other side (opposite).



David Baker + Partners' house at 310 Waverley Street redefines the character of the neighborhood

By John King

Like many affluent, settled communities, Palo Alto likes to keep architects on a short leash—reining them in with design reviews and public hearings to guard the city's self-image as the cultured heart of Silicon Valley. So how did Scott Ward's unabashedly Modern house, with its boxy shape and concrete-board walls, find its way onto a block lined largely with 1920s bungalows? A zoning loophole, which was slammed shut after nearby homeowners saw their austere new neighbor, allowed the project to go through.

The 2,729-square-foot structure that architect David Baker compares to "an elegant warehouse" occupies a lot that has a single-family home on one side and a four-story-high condominium complex on the other. When Ward purchased the lot in 1997, it was zoned for a duplex, and anything smaller required nothing but a quick check of the plans at the permit department. The trouble started as the spare creation rose, including a front wall that lacks a door, a porch, or any obvious domestic touch. Ward was accused of building something that looked like a bank or worse; one neighbor even called in the police when bamboo was being planted.

These days, though, the house that Ward occupies with his partner, May Lawrence, and his 14-year-old son, Brendan, feels placid and refined, not provocative at all. Maple trees soften the view from the sidewalk, and the once-controversial bamboo now forms a gentle hedge. Call it cutting-edge contextualism: proof that a contemporary home can set-

John King is the urban design critic for the San Francisco Chronicle.



tle in among older neighbors on its own terms, without rattling cages.

The core of Baker's design isn't architectural so much as conceptual: In essence, he sliced the deep lot into two thin pieces that run from Waverley Street to the lot's rear fence, and then lined things up to segue smoothly from one neighbor's scale to the next. The portion of the lot that abuts the next-door bungalow is largely open, with a grassy courtyard tucked behind a carport, while Ward's house fills the other side with a narrow box, 20 feet wide, 20 feet high, and

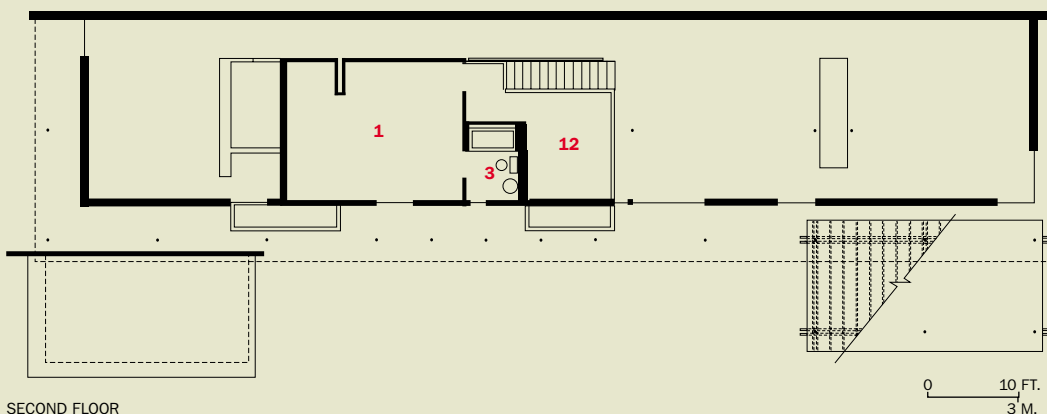
104 feet deep. Compared to a bungalow, the scale is undeniably big—but along the courtyard, the house shifts from solid to void, with the flat roof extending out 5 feet beyond the walls. The scale drops even more sharply as the house gives way to the carport, a spare composition of steel columns and a thin wood roof. And while the height of the house exceeds the steep peak of the pitched roof next door, the carport doesn't even reach the top of the bungalow's front windows.

The shell of the house is conventional wood frame construction, but the outer walls are then clad in panels made of Eternit, a mix of sawdust and concrete, with raised bolts to keep things from looking too slick.

Project: 310 Waverley Residence, Palo Alto, Calif.

Architect: David Baker + Partners, Architects—David Baker, FAIA, principal/project architect; Jeff Burris, job captain; Jane Martin, project team

Consultants: Andrea Cochran Landscape Architecture (landscape); Your Space Interiors (interiors)
General contractor: Devcon Construction



1. Bedroom
2. Studio
3. Bathroom
4. Closet
5. Kitchen
6. Great room
7. Living room
8. Fireplace
9. Water installation
10. Carport
11. Garden
12. Office

SECOND FLOOR

0 10 FT.
3 M.



Steel columns and beams define the loft-like front of the house, which includes double-height social spaces and kitchen (this page, top and bottom left, and opposite). Custom steel stairs lead to a bedroom upstairs (below).



And the frame of slender steel columns is left exposed, as though a ghost of scaffolds remained in place. “It’s a very Japanese type of house,” Baker suggests. “The materials are natural, and we’re celebrating texture. It doesn’t matter if there are imperfections.” As for the sacrifice of private space behind the lot for a slender courtyard visible from the street, he notes, “It just seemed so nice there. Backyards are part of the suburbanism we were trying to avoid.”

The interior of the house has a loftlike feel befitting Ward’s grudging retreat from city life when he moved south from San Francisco to raise his son. The front half forms a single cavernous volume that includes social spaces, a kitchen, and a small work area on the mezzanine. Two small bedrooms stacked atop each other and the master suite are sited at the back of the house—privacy secured by an 18-foot-high translucent door that weighs 300 pounds and rolls slowly into place.

Not all the neighbors are won over, but many have come around. And they aren’t the only ones. “Some people are effusive; they tell us how much they love it or leave notes taped to the window,” Lawrence says. “One real estate agent wrote us saying some kid from Google wants to buy the house. We tear up these notes.” ■

Sources

Exterior: Eternit

Appliances: Bosch; KitchenAid; Dynasty; Thermador

Fixtures: Moen; Kroin; Hansgrohe (Starck)

Bath: Ideal Standard; Just Manufacture; Eljer (toilet); American

Standard (bathtub); Chiaro (tile)

Lighting: Lightolier; Seagul; Halo Prudential Lighting

For more information on this project, go to Residential at www.archrecord.com.

The living room and great room are divided into formal and informal zones by a freestanding fireplace wall structure (below).



Introducing a synthetic shake so lifelike,
it fools even the toughest critics.

With real-life colors, textures and multiple-width shingles, it's only natural to mistake DaVinci Shake for rough-hewn cedar.

And with so many exceptional performance advantages, it's only logical to specify DaVinci over wood shake or other synthetics.

In fact, DaVinci synthetic shake shingles hold a Class A fire rating, Class 4 impact/hail rating and high wind rating, as well as resistance to freeze/thaw, algae, fungus and insects – all backed by our 50-year warranty.

Clearly, this is the smart roofing choice.... even if no one notices.



A Renaissance in Roofing.

www.davinciroofscapes.com

CIRCLE 96 ON READER SERVICE CARD OR GO
TO ARCHRECORD.CONSTRUCTION.COM/PRODUCTS/

Residential Products California Selections

▼ Exclusive quartz surface line

Embellish is CaesarStone's first line of quartz surfaces created exclusively for architects and designers. Inspired by Italian designer and color expert Roberto Cannovaro, the collection includes Tequila Sunrise (bright orange), Apple Martini (apple green, below), Rosemary (greenish gray), Mocha (coffee-brown), Brick (deep, dark red), Cinder (light gray), Cement (darker gray), and Iceberg (eggshell). Ranging in price from \$50 to \$80 per square foot, the surfaces are resistant to heat, cold, mold, mildew, stains, chips, and scratches. CaesarStone, Sun Valley, Calif. www.caesarstoneus.com **CIRCLE 200**



◀ Quieter ventilator

Abbaka has introduced its "hyper quiet," low-profile, exterior ventilator series, Hy-Ex. The 1400 CFM ventilator produces no more than 60 decibels of ambient white noise (comparable to a window air conditioner). The ventilator is 9" at its peak, in a "millennium curve" design dipping to 7". Decorative finishes include metallic, weathered copper, or bronze, and a range of custom colors in powder-coated epoxy enamels. Abbaka, San Francisco. www.abbaka.com **CIRCLE 201**

► What's next in laundry

Bosch has built on its front-loading Nexxt laundry line with the addition of the Nexxt Essence washer, which premiered at this year's Kitchen & Bath Industry Show in Las Vegas. With its Sensotronic Plus wash system, the washer digitally monitors and maintains water temperatures for 15 different washing programs. Another addition to the Nexxt laundry line is the Nexxt Liquid Propane Gas Dryer. This model features the same performance as the Nexxt

gas dryer but uses liquid propane instead of natural gas. BSH Home Appliances, Huntington Beach, Calif. www.boschappliances.com **CIRCLE 202**



McGuire has collaborated with interior designer Thomas Pheasant for its latest furniture collection of living-room, dining-room, and occasional pieces in a mix of materials including

rattan, rattan core, leather, cast bronze, glass, and stone. The dining armchair in woven core or woven leather (left) features an upholstered back and fitted pillow, while the rattan cocktail table with tray (below) has cast-bronze legs and an upholstered cushion. McGuire, San Francisco. www.mcguirefurniture.com **CIRCLE 203**



▲ Lux Italian-designed kitchens

Terra (above), one of two new kitchen models from Snaidero, is available in brandy- and dark-oak wood, and features fingerprint-resistant stainless-steel shelves, a backlit electronic control panel, cabinet drawers with an illuminated, recessed channel, and a slim hood design with integrated lighting effects. The Vela kitchen, also new, features alternating light and dark colors in the worktop and doors and floating shelves that create a Modern profile, offset by translucent glass doors and soft recessed lighting. Snaidero USA, Los Angeles. www.snaidero-usa.com **CIRCLE 204**

Residential Products California Selections



air baths™



toilets



sinks & faucets



showers

TOTO®

800.350.TOTO x522
www.totousa.com/ar2

► Five decades old and going strong

Thermador is celebrating its 50th anniversary this year and launched a range of new products to celebrate. The Pro Harmony, a 24"-deep Professional Series Range that offers a fully flush design for any size kitchen, is the latest addition to Thermador's advanced Professional Series collection, which includes a line of 27"-deep ranges and cooktops. Pro Harmony features a control panel outfitted with "True Blue" colored knobs, a revival of Thermador's classic 1955 knob design. Also new from Thermador is the HD nine-program dishwasher available with Professional handles (below), which can be fully integrated into existing cabinetry. Thermador, Huntington Beach, Calif. www.thermador.com **CIRCLE 205**



► Californian dreaming

Architect Jacek Ostoya and architectural woodworker Peter Brayshaw run Mebel Furniture out of a design office in California, while the pieces are actually manufactured in Connecticut. The two brothers-in-law formed the company in 2003 with the goal of crafting furniture that would blur the line between work and play. This past May, they exhibited at ICFF with 12 other California designers under the banner of Left



Edge: State of California Design, a first-time California Pavilion at the show. Mebel's Lubin line features pieces that are weighty and sculptural wood slabs, intersected by the lines of brushed-stainless-steel legs and wool cushions. All pieces are available in either natural maple, natural walnut, or stained walnut. The Lubin daybed (above) doubles as a coffee table with its cushions removed—which in turn can serve as floor seating around the table. Mebel Furniture, San Francisco. www.mebelfurniture.com **CIRCLE 206**

For more information, circle item numbers on Reader Service Card or go to www.archrecord.com, under Products, then Reader Service.



Perfect Harmony

It heals and comforts, nourishes and sustains,
cleanses and inspires us.

Water—no one understands or enriches
your experience of it like TOTO.

Immerse yourself in luxury.

TOTO, creator of the world's most civilized baths.

TOTO®

CIRCLE 97 ON READER SERVICE CARD OR GO
TO ARCHRECORD.CONSTRUCTION.COM/PRODUCTS/

English Edge® Pavers

Classic Elegance
and Warmth from



Pine Hall Brick

The warmth and elegance
of the English Edge®
series of pavers
makes it at home
in any setting.



Our full line of pavers meets or
exceeds ASTM C902 SX Type 1 PX

Call 1-800-334-8689 to talk to one of the
trained paving specialists on our staff.

English Edge®
AMERICA'S PREMIER PAVER™



Pine Hall Brick Co., Inc.
P.O. Box 11044
Winston-Salem, NC 27116-1044

CIRCLE 98 ON READER SERVICE CARD OR GO
TO ARCHRECORD.CONSTRUCTION.COM/PRODUCTS/

Residential Products California Selections

► Wiring access system


Accuride has introduced a smaller capacity Media Access Center (M.A.C.) designed for home entertainment or commercial applications. The product eliminates the hassle when setting up media equipment by offering easy access to component wiring and is intended as a complete solution for cabinetry designed to contain computer or electronic components of all varieties. The M.A.C. 50 is a single swivel assembly mounted to slides that is installed at the bottom of a cabinet. It carries shelving units 20¾" wide by 18" deep, and up to 36" tall, and has a load rating of 150 pounds. Accuride, Santa Fe Springs, Calif. www.accuride.com

CIRCLE 207



◀ Concealed thermostatic trim sets

Rohl has expanded its Perrin & Rowe bath collection with the addition of two Concealed Thermostatic Trim Sets. Both new styles, oval and round plate (left), complement traditional and contemporary shower decor. The oval plated U.5521X (cross handles) or U.5520L (lever) include volume control and temperature control, while the round plated U.5565L (lever) or U.5566X (cross handles) feature temperature control only. Available in Perrin & Rowe's English bronze finish, as well as polished chrome, polished nickel, satin nickel, and Inca brass, the trim sets are crafted in the United Kingdom from solid brass and plated with a 25-micron-thick finishing, which is three times the industry standard. Rohl, Costa Mesa, Calif. www.rohlhome.com CIRCLE 208



► Cinema-worthy projector

Vidikron, a producer of high-definition home-theater video displays, has further enhanced its flagship projector, the Vision Model 100, by incorporating CineWide with AutoScope technology. The Vision Model 100 is a three-chip high-light-output DLP projector that uses Vidikron's LightAmp engine to create bright and detailed pictures, even high-ambient-light situations such as family and living rooms. For the first time, Vidikron combines proprietary image processing and cinema-grade custom lens optics to show movies filmed in the Cinemascope 2.35:1 aspect ratio with constant vertical height. CineWide eliminates black stripes on the top and bottom of the screen while preserving all of the resolution available from the display's chips, and the motorized AutoScope lens assembly allows viewers to switch to the new, extra-wide viewing mode with a single remote-control button. Vidikron, Union City, Calif. www.vidikron.com CIRCLE 209



For more information, circle item numbers on Reader Service Card or go to www.archrecord.com, under Products, then Reader Service.



IMAGINE THE RITE DOOR®

Imagine an integrated commercial door system that meets all fire and safety regulations, is easy to install...and actually enhances your design.

Imagine The RITE Door®, a sleek, all-in-one solution, that appeals as much to your imagination as it does your bottom line.

The RITE Door's clean site lines and a wide range of finishes and options give you the freedom to design doors that complement any architecture. Pre-installed hardware, trouble-free installation and high performance make it a perfect fit for any application including hospitals, hotels, retail, offices and schools.

The RITE Door. Imagine that!

Visit www.adamsrite.com/ritedoor13, call 1.800.87ADAMS or e-mail sales@adamsrite.com for more details.



ADAMS RITE
MANUFACTURING CO.

CIRCLE 99 ON READER SERVICE CARD OR GO
TO ARCHRECORD.CONSTRUCTION.COM/PRODUCTS/

IF IT'S NOT MARKED NOFMA IT'S NOT CERTIFIED.

It's your business. You can trust luck and take the fall when it goes bad, or eliminate the risk of irregular product all together. Simple as that. Specify NOFMA-certified flooring products and you eliminate call backs and product complaints.

That's because NOFMA is the only organization to write, enforce and stand behind quality standards and grading rules for most hardwood flooring products. Our standards address not just how the floor will look, but also how well it is made. And NOFMA members produce the only flooring certified to meet those standards. Specify NOFMA-certified flooring for your next project.

To learn more about why NOFMA certification matters, or to download a three-part CSI specification for NOFMA-certified flooring, visit www.NOFMA.org. Or, contact us directly at (901) 526-5016 or info@NOFMA.org.

**CIRCLE 100 ON READER SERVICE CARD OR GO
TO ARCHRECORD.CONSTRUCTION.COM/PRODUCTS/**



Products **Wood & Resilient Flooring**

In **wood and resilient flooring** news, the Wood Flooring Information Initiative has been developed to provide timely info about the U.S. wood flooring industry, while the Resilient Floor Covering Institute's new FloorScore program identifies products that meet **stringent IAQ requirements**. *Rita Catinella Orrell*

Finished cork tiles for residential and commercial applications

Cork Concepts specializes in Cortica high-density ¼"-thick agglomerated cork floor modules with waterborne polyurethane in natural, colored, and metallic finishes. All finishes are completely water-resistant and suitable for kitchens, bathrooms, and laundry areas in single- or multifamily homes. Commercial applications include banks, corporate offices, retail spaces, and schools. The natural cork tiles are biodegradable, nonallergenic, sound and thermal insulating, and nontoxic.

Cork is a renewable resource that is harvested every nine years from the cork oak tree. All of the cork harvested for Cortica is gathered from waste generated from the production of wine stoppers.

Cortica's color is integral with the waterborne polyurethane finish—the tiles are not baked to the point that the cells begin to lose their natural thermal and acoustic benefits. Tiles leave the manufacturer with three coats of preapplied finish, while an additional one to two clear coats are applied after installation. The urethane finish is the same coating used on hardwood flooring and is suitable for commercial installations.

The tiles will fade if installed in areas that receive direct or intense sunlight. Cortica color offerings have more protection from fading than the neutrals, due to the pigments in the urethane. While some cork tiles grow after

being removed from the cartons, Cortina tiles do not since they are allowed to stabilize for a longer period of time prior to installation, and the tiles' beveled edges eliminate the visual differences created by the natural air cells in the cork. No chemicals are needed to clean the tiles; just hot water for routine cleaning or lemon juice and hot water or mineral spirits for a grease or oil-based spot. Renewable Sources, Portland, Ore.

www.corkconcepts.com

CIRCLE 210



Cortica tiles are completely water-resistant.



Hardwood flooring that avoids straight edges

Ouila, part of Richard-Marshall Fine Flooring's Olde Boards European collection, is 100 percent "curved," handcrafted hardwood flooring. Absent of any straight lines, the flooring was originally designed for a high-profile client of Los Angeles designer Dalton Robertson, and has been well received in the

custom-home market, according to the manufacturer. Ouila is produced at the company's 104,000-square-foot Los Angeles manufacturing facility. The boards are not finished with polyurethane. Instead, Chinese tung oil is hand-rubbed into the wood to bring out its natural luster and sheen. The woods, including walnut, quartered oak, maple, cherry, pecan, and pine, are purchased from growers committed to replanting

their trees, and no rain forest woods are used in the production of the product. In addition to high-end homes, the flooring has been installed in commercial projects such as hotels and country clubs. Richard-Marshall Fine Flooring, Hawthorne, Calif.

www.oldeboards.com CIRCLE 211

Resilient vinyl with a gemlike surface

LonBead resilient vinyl flooring, from Lonseal Flooring, features a luminescent embossed surface available in eight colorways that change according to the viewer's angle. The skid-resistant surface features subtle hints of iridescent hues with minute flakes and fibers embedded into the sphere of each bead.

LonBead is the latest addition to Lonseal's GreenAir Collection of low-VOC-emitting

resilient vinyl products, and features up to 20 percent reused-materials content.

Lonseal has earned GreenGuard Environmental Institute's GreenGuard Indoor Air Quality Certification for several vinyl flooring products, and will continue to be monitored by GreenGuard on an ongoing basis. Lonseal Flooring, Carson, Calif. www.lonseal.com CIRCLE 212



The flooring features iridescent hues and low VOCs.

Products Wood & Resilient Flooring

▼ Safety flooring without the sparkle

Altro Maxis Suprema slip-resistant sheet floor has the safety and hygiene benefits of Altro's other products without the allover sparkle usually associated with safety flooring. Instead, the flooring has a transparent finish that creates an impression of



depth. Available in 12 contemporary colors, the product incorporates Altro EasyClean Maxis technology that improves dirt and stain-resistance, color retention, and cleanability, as well as AltroSan integral bacteriostat, which helps prevent the spread of bacteria. Altro, Mississauga, Ontario. www.altrofloors.com

CIRCLE 213

▼ Certified solid oak flooring

Earlier this year, Smith Flooring completed its first run of FSC-certified oak flooring since achieving Chain-of-Custody certification from the Forest Stewardship Council (FSC) in 2004. The flooring is produced from trees grown in a privately held forest in Missouri's Ozark Mountains. According to the FSC, there are fewer than 12 certified flooring manufacturers in North America supplying certified solid oak. Smith Flooring is the largest producer overall. Smith Flooring, Mountain View, Mo. www.smithflooring.com **CIRCLE 215**



► Breathe easier

Ultrabond ECO 972 is the latest in Mapei's ECO series of environmentally friendly floor-covering adhesives that are low in VOCs. The formula was developed for the installation of engineered wood and parquet flooring. Ultrabond incorporates Mapei's BioBlock antimicrobial technology to provide an additional line of defense by inhibiting the growth of odor- and stain-producing mold, mildew, and bacteria. Mapei, Deerfield Beach, Fla. www.mapei.com **CIRCLE 217**



▲► Wider and more colorful

Junckers Hardwood introduces five "custom" colors to its Olde World Collection of antique sculpted hardwood flooring. Sienna (above left), one color in the collection, features both medium red and brown tones. Junckers has also introduced its first wide-plank engineered product line, the Woodland Collection. The 14 products in the collection are divided into two offerings, $\frac{1}{2}$ " smooth surface and $\frac{3}{4}$ " hand-scraped products. Peruvian Walnut-Designer's Touch (above right) has a color similar to Peruvian Walnut, with the exception of blonde figuring. Junckers Hardwood, Anaheim, Calif. www.junckershardwood.com **CIRCLE 214**




◀ Expanding palette

Created by Amtico's design team, Color Zone (left) offers a new palette of nine subtle shades. Specifiers can choose any one of nine color options and then customize it by adding a sparkle (MicroSpec) or selecting a finish such as press plate, rib, or a 3D effect. Amtico's Amtico and Stratica flooring brands have met the requirements of the new FloorScore testing program, a voluntary certification program that identifies flooring products that meet stringent air-quality requirements. Amtico, New York City. www.amtico.com **CIRCLE 216**



► Flooring déjà vu

Relay sheet flooring is manufactured using 40 percent preconsumer (postindustrial) recycled content. The scrap material is sent through a grinding process that produces a mixture of fluff from the carpet face and chunks from the carpet backing. The mixture is heated and pressurized into cord-shaped pieces that are colored and ground into chips, which are used in place of virgin raw materials to produce color pellets for Relay. Mannington Commercial, Calhoun, Ga. www.mannington.com **CIRCLE 218**



Work without boundaries. Create without boundaries.



**Dell recommends Microsoft®
Windows® XP Professional**

Adobe Video Collection Standard

Software, documentation and packaging may vary from retail version.

Say goodbye to creative constraints. Dell™ and Adobe have joined forces to help provide solutions for your creative needs. Dell Precision™ workstations feature the latest Intel® processors, loads of memory, and PCI Express™ x16 2-D and 3-D graphics cards, making them powerful enough to handle large graphics files quickly and deliver stunning visual effects. Best of all, Adobe has a range of Dell ISV-certified software options, including the comprehensive Adobe Video Collection 2.5 Standard. Simple solutions, so all you have to do is be creative.

DELL PRECISION™ 470 WORKSTATION

Scalable, Dual Processor Capable Workstation

- Intel® Xeon™ Processor (2 805Hz, 1MB Cache, 800MHz FSB)
- Microsoft® Windows® XP Professional
- 1GB Dual-Channel™ DDR2 SDRAM
- 160GB* (7200 RPM) SATA Hard Drive
- 128MB AT FireGL™ V3100 PCI Express™ x16 Graphics Card
- 48x CD/Rom/DVD Combo Drive
- 3 Yr. Economy Service Plan (Std. Warranty, On-Site Service,* Tech Support)
- Monitor Not Included

\$1699 Lease as low as **\$45/mo.** (48 prmts.)
E-VALUE Code: 04813-S40916m

Recommended Upgrades:

- 3-Yr. Business Essential Service Plan (includes 24x7 Same Day On-Site Service,* advanced Tech Support), add \$408
- Dell™ UltraSharp™ 1905FP 19" Flat Panel Display, add \$499

DELL PRECISION™ M20 WORKSTATION

Workstation Performance, Notebook Mobility

- Featuring Intel® Centrino™ Mobile Technology with Intel® Pentium® M Processor /5C (1.60GHz, 2MB L2 Cache, 533MHz FSB); Intel® PRO/Wireless Card
- Microsoft® Windows® XP Professional
- 14"™ SXGA+ Active Matrix Display
- 512MB DDR2 SDRAM
- 60GB* (5400 RPM) Hard Drive
- ATI Mobility™ FireGL™ V3100 64MB PCI Express™ OpenGL Graphics
- 8x DVD ROM Drive
- 3-Yr. Economy Service Plan (Std. Warranty,* Tech Support)

\$1999 Lease as low as **\$53/mo.** (48 prmts.)
E-VALUE Code: 04813-S40919m

Recommended Upgrades:

- 80GB* (5400 RPM) Hard Drive, add \$80
- 3-Yr. Business Standard Service Plan (includes On-Site to Service,* CompleteCare™ Accidental Damage Service,* advanced Tech Support), add \$278

Dell recommends Adobe® software with Dell Precision™ workstations.

Adobe® Video Collection 2.5 Standard

- Package includes Adobe Premiere® Pro 1.5, Adobe After Effects® 6.5 Standard, Adobe Audition® 1.5, and Adobe Encore™ DVD 1.5.

Special offer only with purchase of select Dell Precision™ Workstations*
Only **\$599** Great Value!

Adobe® Photoshop® CS2

Create with powerful, next-generation digital imaging features that are the professional standard for graphic and web designers, photographers and video professionals.

\$589 (MSRP \$729)

Adobe® After Effects® 6.5

Add stunning 2D and 3D compositing, animation and visual effects as well as motion tracking and stabilization to production.

Standard Version
\$728 (MSRP \$849)

Adobe® Premiere® Pro 1.5

Reveal a world that linear video editing can't reach. Time-lapse that provides precise management of virtually every aspect of video and audio editing.

\$729 (MSRP \$849)

FREE 3-5 Day Shipping* with purchase of select business systems. **\$19 handling charge applies.**
For a limited time only. Call or go online for eligible systems.



Adobe

Get more out of creativity. Get more out of now.




CALL 888.927.DELL CLICK dell.com/SMB/DCCSolutions
toll free

Call: M-F 7a-8p Sat 8a-5p, CT

*Pricing/Availability: Pricing, specifications, availability, and terms of offer may change without notice. Taxes, fees and shipping and handling charges, except for free shipping offer, extra, vary and are subject to discount. Offers may be combined with other select offers or discounts. U.S. Dell Store locations only. LEASE ONLY OR PROMOTIONAL LIMITED PURCHASE. In case of customer leasing under these provisions, please note that items leased will be subject to applicable law of lease options or rental agreements. Dell cannot be responsible for any long or other credit, and reserves the right to change, cancel or stop from such offers. **Adobe Video Collection 2.5 Standard Offer:** Offer valid only with purchase of Dell Precision 300, 470, 670, M20 or M70 system. Offer includes a bonus system. **Warranty:** For a copy of our Guarantee or Limited Warranties, visit Dell USA Ltd. After Warranties, One Call Way, Round Rock, Texas 78682. For more information, visit <http://www.dell.com/warranty>. **Dual-Channel Memory:** Dual-channel memory requires 2 each of the same capacity memory DIMMs. **On-Site Service:** Service may be provided by third-party. Technicians will be dispatched if necessary, following phone-based troubleshooting. Subject to parts availability, geographical restrictions and terms of service contract. Service timing dependent on time of day and placed to Dell. **Leasing Monthly Service:** Based on 48-month fair market value. TMV™ Quick Lease and does not include taxes, fees and shipping and handling charges. Year-over-year payment may vary, depend on your machine fitness. **Quick Lease Service:** Dell Financial Services LP (DFS), an independent entity to qualify Small Business customers. Minimum transaction size of \$500 required. At the end of the TMV Quick Lease, you can purchase the equipment for the fair TMV, renew the lease or return the equipment to DFS. Please contact your DFS representative for further details. All terms subject to credit approval and availability, and are subject to change without notice. **CompleteCare Accidental Damage Service:** CompleteCare service excludes theft, loss, and damage due to fire or water damage. CompleteCare not available in all states. Customers may be required to return call to Dell. For complete details, visit www.dell.com/accidental. **Hard Drive:** For hard drives, GB means 1 billion bytes; actual capacity varies with file system, material and operating environment and will be less. **Free 3-5 Day Shipping:** Free shipping (lowest cost 3-5 day) shipping. Valid for U.S. Small Business new purchases only. Available in Continental (except Alaska), U.S. only. To qualify for free shipping, in many purchase alternatives may apply. Call or go online for details. Systems free shipping offers exclude Software and Peripheral S&P orders under \$49. All S&P orders placed by phone, and S&P orders placed in systems configuration pages. S&P free shipping offers apply to S&P orders purchased in the S&P online store and/or by phone. Free shipping or S&P does not apply to S&P in the on-site system configuration pages, but can be combined with other offers. **Trademark/Copyright Notices:** Dell, the stylized Dell logo, e-value, UltraSharp, CompleteCare and Dell Precision are trademarks of Dell, Inc. Intel, Intel Centrino, Intel Xeon and Pentium are trademarks or registered trademarks of Intel Corporation or its subsidiaries in the United States and other countries. Microsoft and Windows are trademarks or registered trademarks of Microsoft Corporation in the United States and/or other countries. Adobe, the Adobe logo and Acrobat are either registered trademarks or trademarks of Adobe Systems, Incorporated in the United States and/or other countries. ©2005 Dell, Inc. All rights reserved.

Products Wood & Resilient Flooring



◀ Rubber flooring revelations

Freudenberg Building Systems has introduced several new rubber flooring products this year, including noraplan fossil (left) and norament 925 grano FS (below). Noraplan fossil is characterized by color granules that resemble fossil inclusions found in nature. The multicolored granules are embedded in one of 16 base colors that supplement the existing noraplan range. The floor's smooth, nonglare finish reinforces the natural look of the line, making noraplan fossil a good complement to



wood, stone, and other natural design elements. Norament 925 grano FS is a rubber floor covering that uses a low-emission releasable adhesive to facilitate installation, removal, and reinstallation of the flooring. It is particularly suited for installation on raised-access floors and areas with limited periods of use. Freudenberg Building Systems, Lawrence, Mass.

www.norarubber.com **CIRCLE 219**

▶ Wood-look vinyl for retail environs

Armstrong's new Natural Creations vinyl tile Woods Collection is the first in a series of nature-inspired commercial flooring created specifically to meet the design needs of both specialty and mass retail environments. Available in an array of traditional, exotic, and rustic wood visuals, the collection combines the look of natural hardwood with the advantages of commercial resilient flooring. Thirty-four new designs (in 22 different species) feature a 20 mil solid vinyl wear layer that offers abrasion-resistance and ease of maintenance. The 36" planks feature beveled edges and are sized to 4", 6", or 8" widths. Armstrong World Industries, Lancaster, Pa. www.armstrong.com **CIRCLE 220**




sit™



landscapeforms®

800.430.6208 landscapeforms.com



◀ One material, many looks


Tarkett Commercial has launched a new collection of high-performance heterogeneous vinyl modular flooring called I.D. Moduline. Designed for retail, hospitality, health-care, and office applications, the line features wood and stone looks, bold geometric patterns, and contemporary aluminum effects. Several designs in the collection feature a 3D effect, giving the floor a depth accentuated with beveled edges on both planks and tiles. The floors are 100 percent recyclable and are manufactured using carefully selected, sustainable raw materials, many of which come from recycled sources. Tarkett Commercial, Houston.

www.tarkett.com **CIRCLE 221**

For more information, circle item numbers on Reader Service Card or go to www.archrecord.com, under Products, then Reader Service.

*Not Just Another
Brick In The Wall.*

With Belden Brick you get more than just another brick in your wall. You get unrivaled quality and durability. Belden Brick products are available in a variety of colors, textures, sizes and shapes. All in all ... Belden Brick - more than just another brick in the wall.



BELDEN
THE BELDEN BRICK COMPANY

Canton, Ohio / (330) 456-0031

www.beldenbrick.com

An ISO 9001:2000 Registered
Quality Management System


CIRCLE 102 ON READER SERVICE CARD OR GO
TO ARCHRECORD.CONSTRUCTION.COM/PRODUCTS/



FOTOGlas by Skyline Design is a proprietary process which etches large photographic images permanently into the surface of the glass. Specially formulated for interior and exterior applications. Sepia tone and other finishes available.

SKYLINE DESIGN www.skydesign.com
888.278.4660

Manufactured in Chicago



The Harry Ransom Center
Architect: Lake Flato
Graphics: Fd2s
Photo: ©2004 Hester+Hardaway




CIRCLE 103 ON READER SERVICE CARD OR GO TO ARCHRECORD.CONSTRUCTION.COM/PRODUCTS/

Products Wood & Resilient Flooring

► Bacteria-fighting flooring

FlexSafe antimicrobial protection flooring system signifies Flexco's rubber products, which are naturally resistant to mold and bacteria (meeting ASTM G-21 specifications), as well as Flexco's vinyl flooring, which has a built-in antimicrobial barrier to prevent the growth of mold and bacteria. It is an ideal choice for day-care centers, gymnasiums, classrooms, hospitals, and any other area where added hygiene is essential. Available in a broad range of products, the FlexSafe antimicrobial system tiles can be fused together with welding beads to create a one-piece, seamless floor for added protection against bacteria. Flexco, Tuscumbia, Ala. www.flexcofloors.com

CIRCLE 222



▼ Vinyl and cork slip-resistant tile

Roppe has recently added a solid vinyl tile to its SafeTcork product line. SafeTcork products are available in either rubber or vinyl, and contain a cork content that improves slip-resistance by 20 percent. An EcoEffect product, SafeTcork is manufactured using postindustrial waste cork, a renewable resource, and can contribute to LEED.



SafeTcork's vinyl offering is a smooth finish tile available in six of Roppe's most popular colors with a coordinating white marbled design. A highly durable formulation of solid vinyl and cork, the tile is self-curing and self-waxing for easy maintenance and has life-cycle costs comparable to rubber. The flooring also features built-in antimicrobial agents, meeting ASTM G-21 standards. Roppe, Fostoria, Ohio. www.roppe.com

CIRCLE 223

► Wider plank size follows demand

Mirage North America has introduced 5"-wide planks for its Engineered flooring collection. The new, wider planks are intended to reflect current trends in hardwood flooring and are manufactured to meet growing consumer demand in both North America and Europe. The new plank widths are available in Exclusive Oak and Maple in a choice of Natural, Auburn, Nevada, or Sierra stains. Mirage plans to add more stain colors and finishes for 5" planks in the near future, including its Cashmere low-gloss finish. The planks complement a number of other product introductions this year, such as several new Engineered products, including dark purple Merlot and black Sambuca stains on Maple and Birch, and dark brown Java on Yellow Birch. Mirage, Saint-Georges, Quebec. www.miragefloors.com **CIRCLE 224**



For more information, circle item numbers on Reader Service Card or go to www.archrecord.com, under Products, then Reader Service.

TSUNAMI MEMORIAL

DESIGN COMPETITION

Competition Alert

The Government of Thailand is staging the Tsunami Memorial Design Competition to gather and develop concepts from participants with the objective of building an appropriate and interactive Tsunami Memorial.

The Tsunami Memorial will be built to honor and commemorate the victims, both Thai and foreign, of the December 26 tsunami that struck the six southern provinces of Thailand along the Andaman coast along with their islands. And as importantly, it will commemorate all those across the globe who provided assistance and relief in the hours, days and weeks following the tragedy.

Competition Procedure

The Tsunami Memorial will be created through a two-stage design competition. Stage I is conceptual design. A jury of prominent design professionals from Thailand and other countries will select finalists, who will then be invited to produce detailed designs in Stage II of the competition. A second jury will review these designs and recommend a design for submittal to the Government of Thailand in May 2006.

Jury

The Jury for Stage I of the Design Competition will consist of 5 leading design professionals chosen worldwide and 2 design professionals from Thailand.

Honoraria & Expenses

Those individuals or teams that are invited to participate in Stage II of the Tsunami Memorial Design Competition become eligible to receive a US\$ 25,000 Honorarium. There is no compensation for Stage I participants.

Eligibility

The Design Competition (Stage I) is open to professional architects, designers, artists and laypersons worldwide - individuals or teams.

Registration

Individuals or teams interested in participating in the competition must either (1) submit a written request and a non-refundable US\$ 25 or Baht 1,000 registration fee by mail to receive the competition Packet at the official competition address or (2) register on-line at the official competition website at www.tsunamimemorial.or.th with payment of the non-refundable registration fee by credit card.

Competition Schedule

Registration :
15 September - 15 November 2005
Submission of Stage I Design Entries :
30 November 2005

For more information please visit the Competition Website at www.tsunamimemorial.or.th or contact the Competition Advisor at:

Tsunami Memorial Design Competition
Council of Architects, Thailand
The Information Technology Bldg.
Wisutkasat Road, Pranakorn,
Bangkok 10200, Thailand
Fax (66)2 280 8882
E-mail: info@tsunamimemorial.or.th



www.tsunamimemorial.or.th

CIRCLE 108 ON READER SERVICE CARD OR GO
TO ARCHRECORD.CONSTRUCTION.COM/PRODUCTS/



VICTORIA B.C. AIR TERMINAL, Photo Courtesy Western Archib



RUPERT STATION, VANCOUVER B.C., Photo Courtesy Western Archib



SKAGIT COUNTY, WASH. MULTI-MODAL TRANSPORTATION CENTER

GLULAM IN TRANSIT

Create warmth in a vast space

Transit facilities by their nature require large open areas and canopies to protect passengers from the elements. Glulam's strength, stiffness and weather-resistance offers more design versatility than nearly any other structural product.

And, these advantages arrive at a cost that is competitive with other structural systems. With a large manufacturing and distribution network, glulam is easy to specify, easy to source and even easier to work with.

Visit www.glulambeams.org for more information on specifying glulam in transit facilities and other building types.

CIRCLE 104 ON READER SERVICE CARD OR GO TO ARCHRECORD.CONSTRUCTION.COM/PRODUCTS/

ENGINEERED WOOD SYSTEMS
APA EWS

Product Briefs



▲ Contemporary heating

Chesney's, a supplier of antique and reproduction stone and marble fireplaces, has introduced the Jasper

Conran Collection of contemporary fireplaces and fireplace accessories.


Conran, the son of restaurateur/design guru Sir Terence Conran and best-selling writer Shirley Conran, has created a collection of three Modern, limestone mantels: Avignon, Meridian, and Totem. The mantels, and the accompanying steel firedogs, are meant for all types of interiors.

Totem (left) features two totem-polelike pilasters that animate the surrounding slabs of limestone. Chesney's, New York City.

www.chesneys-usa.com **CIRCLE 225**

► Grid-hiding/noise-absorbing

The clean visual of the Armstrong grid-hiding Vector edge detail is now available in high-acoustical-performance, high-light-reflectance Optima planks in large modules, including 2' x 8' sizes. The patented Vector edge detail produces a 1/4" reveal that minimizes the visible grid. The planks feature a Noise Reduction Coefficient of 0.90 (they absorb 90 percent of surrounding sound) and a recycled content of 40 percent. Armstrong World Industries, Lancaster, Pa. www.armstrong.com/vector **CIRCLE 227**



▼ PVC-free goal


DesignTex has joined parent company Steelcase in announcing plans to completely eliminate PVC from its product offerings by 2012. The decision is part of an overall strategy to minimize the environmental impact of current materials and products while searching out alternative, sustainable materials to work with. In the following months, DesignTex will launch over 20 new wall-covering products that have the performance and price of vinyl but without the PVC. DesignTex, New York City. www.dtex.com **CIRCLE 228**



Product of the Month connectrac

The patented connectrac floor raceway system, designed by architect Clint Strong, provides an alternative to commercial interior electrical connectivity—including traditional power poles, poke-throughs, raised flooring, and obstructive conventional floor raceways—by eliminating structural holes and layout limitations.

The system consists of a shallow track with a removable aluminum cap forming a rectangular conduit to encase electrical wires. This low-rise conduit is supported by low-sloping ramps along each side that cause only a gradual rise in the floor surface, reducing tripping hazards and providing ADA compliance. The floor covering in the room (typically broadloom carpet or carpet tile) extends up over the ramps and integrates with the aluminum conduit cap. The system modules also integrate with a variety of finish options, including a choice of 10 standard Roppe textured rubber extrusions. The product received a Best of NeoCon Silver Award in the Architectural Products category at the 2005 NeoCon show in Chicago last June. Strong Products Group, Dallas. www.connectrac.com **CIRCLE 226**




► Classically styled stained-glass windows

Meyda Tiffany, a New York State manufacturer and designer of Tiffany lamps and decorative lighting, has introduced more than 100 new stained-glass windows. Ranging from botanical to wildlife themes, the windows feature handcrafted pieces of glass in a spectrum of colors. The 20" x 38" Oval Peacock window (right) showcases a Peacock with colorful feathers in greens, blues, and reds. Other window themes include Tulips and Fleurs; Cat, Tulips, and Peaches; The Catch of the Grizzly; Nouveau Lily; and Diamond Grapevine. Meyda Tiffany, Yorkville, N.Y.

www.meyda.com **CIRCLE 229**



Product Briefs



▲ Monitoring water intrusion

Detec Systems works with architects and developers to install sensors within the building envelope of new or existing structures to protect against moisture damage and the long-term effects (rot, mold growth, air-quality degradation) associated with it. Detec offers the first commercially available moisture-detection and -monitoring system for wood, masonry, and steel-frame structures. The system includes moisture-detection tape (above right), which monitors moisture levels in the building's wall cavities and exterior sheathing materials, and remote-zone sensors (above left) that can accept up to eight wired inputs. Detec Systems, Conover, N.C. www.detecsystems.com **CIRCLE 230**

► Integral push plate

BEA introduces the Panther Series door activation push plates. The wireless units install quickly to provide reliable activation of swinging, bifold, low-energy, and rolling industrial doors. The push plate arrives as a fully assembled unit, with an integrated RF 433 transmitter. The design eliminates the need to purchase the plate and transmitter separately and then install each at the service site. The plate's fully waterproof construction withstands the elements for outdoor installation. BEA, Pittsburgh. www.beainc.com **CIRCLE 231**



▼ Responsible to the core

VT Industries now offers a new generation of environmentally responsible architectural wood doors manufactured from rapidly renewable agricultural fibers. The new core



material is manufactured from components such as wheat straw, soybean straw, and sunflower hulls, and is bonded together with formaldehyde-free resins. Limited door sizes are available with 45-minute and 60-minute fire ratings. VT Industries, Holstein, Iowa. www.vtindustries.com **CIRCLE 232**

For more information, circle item numbers on Reader Service Card or go to www.archrecord.com, under Products, then Reader Service.

Hurricane Season couldn't blow our house in!

Not by the hair of our chiny-chin-chin

▼ Stormwater filtration system

To address increasing concerns with stormwater runoff from bridges and highways that pollute waterways, Transpo has introduced the EnviroSafe Modular Stormwater Catch Basin Filter System. This technology can be an asset to any Best Management Practice programs in meeting the objectives of NPDES II rules enforced by the EPA. Configurable for a wide array of pollutants such as debris, sediment, oils, metals, organics, and bacteria, the stormwater-management system features large volume-capture capacity, high filter-flow rates, low maintenance cycles, and easy replacement of filter cartridges.

Transpo Industries, New Rochelle, N.Y. www.transpo.com **CIRCLE 233**




▲► Steel framing systems


MarinoWare and Allied Studco have joined together to expand the distribution of their steel truss systems (above). MarinoWare is incorporating Allied Studco's AmKey System as TrussRite, one of the components in its FrameRite Building System. TrussRite is a cold-formed steel truss system designed and engineered using advanced software and sealed by a licensed engineer. Fabricated trusses

offer superior lateral stability and span capabilities. Also new from MarinoWare, the CT-Stud system (right) provides protection against the spread of fire in elevator shafts, stairwells, and other enclosures when built with any UL-approved gypsum liner board.

MarinoWare, South Plainfield, N.J. www.marinoware.com **CIRCLE 234**



For more information, circle item numbers on Reader Service Card or go to www.archrecord.com, under Products, then Reader Service.



● **STRENGTH**

Composite steel joists combined with poured concrete = great diaphragm

● **SPANS**

Design alternatives increase with 43' spans

● **FIRE RATINGS**

U/L Ratings up to 3 hours



HAMBRO®

Proven Concrete Floor System

www.hambro.ws

450 East Hillsboro Blvd
Deerfield Beach, FL 33441
Tel: 800-546-9008 – Fax: 800-592-4943

CIRCLE 105 ON READER SERVICE CARD OR GO
TO ARCHRECORD.CONSTRUCTION.COM/PRODUCTS/

Product Briefs

▼ Custom-millworklike conference collection

Halcon launched three new conference-room collections at this year's NeoCon, including Stria, designed by Barbara Zieve (below). Stria includes three new conference tables and casegood wall units with plasma screens and built-in cameras for videoconferencing. Additionally, there are mobile carts with LCD screens and their supporting technology for small conference rooms. The collection was inspired by the need for more conference tables to be used in the general office areas as well as within executive conference centers, which often call for custom-designed millwork items. Halcon, Stewartville, Minn. www.halconcorp.com **CIRCLE 235**



▲ Conversation pieces, in porcelain

J Prichard Design, founded in 2001 by ceramic sculptor Jennifer Prichard, premiered

at this year's ICFF in New York City. The artist's installations include wall compositions, in which individual porcelain pieces are installed directly onto walls and other architectural elements, and tiles, in which the pieces are built into tiles and then installed on-site. Each installation is available in a wide array of glazes and treatments, and can be designed and created on a commission basis. All of the pieces are crafted by hand in the firm's Austin, Texas, studio and installed on-site by the firm. J Prichard Design, Austin, Texas. www.jpricharddesign.com **CIRCLE 236**



For more information, circle item numbers on Reader Service Card or go to www.archrecord.com, under Products, then Reader Service.

Architectural Metal Ceilings



*Adams
Campbell
Co.*
ESTABLISHED 1909

800-816-8830 • www.adamscampbell.com

CIRCLE 106 ON READER SERVICE CARD OR GO TO ARCHRECORD.CONSTRUCTION.COM/PRODUCTS/

Maximum VALUE through Superior SERVICE



AVOID BACK INJURIES



INCREASE PRODUCTIVITY

EVERY DOCK NEEDS A LIFT

An Advance dock lift is the only equipment that can service all trucks. Full line of dock lifts including:

- Portable
- Top Of Ground
- Pit Mounted



Call
1-800-THE-DOCK
or visit our web site
www.advancelifts.com for a
FREE CATALOG.

 **ADVANCE LIFTS**

DOCK LIFTS

CIRCLE 107 ON READER SERVICE CARD OR GO TO ARCHRECORD.CONSTRUCTION.COM/PRODUCTS/



TO SOME, IT'S A WINDOW.

TO YOU, A NATURAL
LIGHT SOURCE.

Because there's so much more that goes into specifying a construction product, there's so much more going into the McGraw-Hill Construction Network for products coming January 2006. Built on McGraw-Hill Construction Sweets' 100-year history of connecting you to product information and intelligence, it's designed to help you search, specify and document products with more convenience and confidence than ever before.

Deeper content. Wider choices. Faster searches. Higher productivity. A better online specification experience than any single product website or search engine listing can deliver alone. At your fingertips. One connecting point. So you can get what you need to realize your vision.

Enjoy the view.


connecting people_projects_products

McGraw_Hill
CONSTRUCTION

Find us online at www.construction.com

The McGraw-Hill Companies

Product Briefs



▲ Getting the kinks out

The Dryerbox, from In-O-Vate Technologies, allows the dryer appliance to be located all the way back against the wall, instead of several inches away. The 21"-high metal receptacle, which is UL Classified for a 1-hour wall, houses and collects the flex dryer hose in the cell of the wall. Eliminating the bends in the flex exhaust hose provides for less restrictive airflow, which in turn minimizes lint buildup, saves energy costs, and reduces the serious fire hazard caused by lint buildup. In-O-Vate Technologies, Jupiter, Fla. www.dryerbox.com **CIRCLE 237**

► Great connections

Cambridge Architectural Mesh offers a series of installation systems for its Veil, Drape, Fill, and Panel products. Cambridge offers complete engineering support, from design concept and specification through installation. Frame (right) features angle bar frame expanses of mesh with a combination of welded mechanical connections. Cambridge Architectural Mesh, Cambridge, Maryland. www.architecturalmesh.com **CIRCLE 238**



▼ Penetrating tiles

Using a proprietary blending technique, photographer Joel Kaye's original artwork is sealed into the surface of fade-, water-, and heat-proof-ceramic or tumbled-marble-stone tiles (left). According to Kaye, a special type of ink distribution system penetrates deeply and causes the image to become embedded into the tile. Kaye recently displayed tiles featuring his photos of New York City at Bloomingdale's, N.Y. Picture That, Rego Park, N.Y. www.picthat.com **CIRCLE 239**



For more information, circle item numbers on Reader Service Card or go to www.archrecord.com, under Products, then Reader Service.

The Industry Leader in Quality Mailboxes

mailboxes.com
1-800-MAILBOX

SALSBURY INDUSTRIES
People Committed to Quality Since 1936

**Order Factory Direct!
Contact Us for a Free Catalog!**

1010 East 62nd Street, Los Angeles, CA 90001-1598 • p: 1-800-624-5269 • f: 1-800-624-5299

Same Day Stock Shipment

Hole Products

Perforated Metal	Expanded Metal	Wire Cloth
Grip Strut® Grating	Fiberglass Grating	Bar Grating

Custom Fabrication to Your Specs!

Complete **Hole Product** inventories are available from Service Centers coast to coast in a variety of styles, sizes and materials.

ISO 9001:2000 Certified

Our website has complete product specifications, load tables, drawings, photographs and more.

www.mcnichols.com

1-800-237-3820

McNICHOLS CO.

e-mail: sales@mcnichols.com
www.mcnichols.com

CIRCLE 109 ON READER SERVICE CARD OR GO TO ARCHRECORD.CONSTRUCTION.COM/PRODUCTS/

CIRCLE 110 ON READER SERVICE CARD OR GO TO ARCHRECORD.CONSTRUCTION.COM/PRODUCTS/

Record Houses 2006

The editors of ARCHITECTURAL RECORD announce the 51st annual RECORD HOUSES awards program. Entry is open to any registered architect in the U.S. or abroad. Of particular interest are projects that incorporate innovation in program, building technology, form, and materials. The fee is \$65 per submission; please make checks payable to ARCHITECTURAL RECORD. Submissions must also include plan(s), photographs (prints or large-format transparencies, **no slides** please), and a brief project description **firmly bound** in an 8.5-by-11-inch folder—postmarked no later than November 1, 2005. Anonymity is not necessary. Projects must be **single-family** dwellings. Winning entries will be featured in RECORD HOUSES 2006. Other submissions will be returned or scheduled for a future issue.

Name of firm: _____

Address: _____

Phone: _____ Fax: _____

E-mail: _____

Contact person: _____

Name of house: _____

Location of house: _____


Agreement: We will not offer this project for consideration by another national design magazine during the 10-week review period at ARCHITECTURAL RECORD.

Signature: _____ Date: _____ Print name: _____

Submissions should be mailed to:
 Linda Ransey • RECORD HOUSES • ARCHITECTURAL RECORD
 Two Penn Plaza • Ninth Floor • New York, NY 10121

If you have any questions, please E-mail
 Sarah Amelar at sarah_amelar@mcgraw-hill.com
 or Linda Ransey at linda_ransey@mcgraw-hill.com

innovation
design
technology
diversity



CIRCLE 111 ON READER SERVICE CARD OR GO
TO ARCHRECORD.CONSTRUCTION.COM/PRODUCTS/

www.spaintiles.info Tile of Spain Trade Commission
of Spain Voice (305) 446 4387 Fax (305) 446 2602
e-mail: miami@mcx.es Tile of Spain and the "N"
logo are registered trade marks of ASCER (Ceramic
Tile Manufacturers' Association of Spain)



tile of spain
be creative

Product Resource: Literature



Cool roof info

The Johns Manville Roofing Systems Group has announced an initiative to provide up-to-date information on cool-roof solutions. The initiative includes detailed information on the new standards under Title 24 to address energy-efficient roofing solutions in California. The information is available for free in three formats: a comprehensive Web site, a free CD, or a printed packet. Johns Manville, Denver. www.jmcoolroofs.com **CIRCLE 240**

Glass comparison kit

PPG Industries offers a Solarban 60 Starphire comparison kit to demonstrate the clarity of Solarban 60 Starphire when compared to traditional clear, solar-control, low-E glass. The kit features two standard 1" insulating glass units (IGU) set side-by-side against a white background. One IGU features traditional glass with a leading solar control



low-E coating, while the other shows Solarban 60 combined with Starphire Ultra-Clear glass. PPG Industries, Pittsburgh. www.ppgideascape.com **CIRCLE 241**



Automated waste collection lit

A new brochure from Precision AirConvey showcases the company's computer-controlled automated waste and linen handling systems that pneumatically convey refuse and/or soiled linens from multiple points in a facility to a central remote or on-site location. The brochure highlights opportunities for system installation in hospitals, hotels, and other facilities.

Precision AirConvey, Newark, Del. www.automatedwastecollection.com **CIRCLE 242**

Wiring devices/controls brochure

Leviton's *Decora Enhanced Living* brochure illustrates the ways that lighting designers, architects, and builders can apply Decora dimmers, electronic timers, and occupancy sensors for high-end residential applications. The brochure showcases a comprehensive offering of Decora products on a room-by-room basis. Leviton, Little Neck, N.Y.

www.leviton.com **CIRCLE 243**



For more information, circle item numbers on Reader Service Card or go to www.archrecord.com, under Products, then Reader Service.

Product Resource: On the Web



www.reveal-designs.com

Reveal Designs is a newly formed company that partners with elite global architectural firms to create recognizable brands in the design of buildings and products. The Grace Chair, highlighted on Reveal Design's home page (above left), is part of a new line of products designed by James Cutler/Cutler Anderson Architects and offered exclusively through the company.

www.marble-institute.com

The Marble Institute of America (MIA) has launched a redesigned Web site that incorporates information for members, nonmembers, and consumers. The multipage site includes a members forum, a secure online publication-ordering system, and the latest news from the association.



www.certifiedwood.org

Metafore is a nonprofit organization that seeks out business and other civil society leaders who recognize the connection between business prosperity and forest integrity. The company has launched a redesigned and enhanced Forest Certification Resource Center Web site to provide forest certification information to a diverse audience.



Student artwork...
Aaron T. Memmott



learn architecture in the city that knows how

80% of our graduates are working in the art and design industry

SCHOOL OF ARCHITECTURE

Masters Degree only

ACADEMY of ART UNIVERSITY

FOUNDED IN SAN FRANCISCO 1929
BY ARTISTS FOR ARTISTS

1.800.544.ARTS
www.academyart.edu



REGISTER NOW FOR SPRING- CLASSES START JANUARY 30

79 New Montgomery St., San Francisco, CA 94105
Nationally Accredited by ACICS, NASAD, FIDER (BFA-IAD), NAAB - Candidate Status (M-ARCH)

If you need help
or can help out with
construction services
or products in the
Gulf Coast region, go to
www.katrina.construction.com

Recover.

Rebuild.

Rebound.

Dates & Events

New & Upcoming Exhibitions

Sacral Space: Modern Finnish Churches Seattle

October 7–November 13, 2005

This exhibition presents 12 Modern Finnish churches, which demonstrate the remarkable quality of Modern Finnish architecture. *Sacral Space* includes drawings, photographs, videos, and three-dimensional drawings. At the Heritage Nordic Museum. For information, call 206/789-5707 or visit www.nordicmuseum.org.

Solar Decathlon Washington, D.C.

October 7–16, 2005

The *Solar Decathlon* presents cutting-edge architecture, engineering, and technology, all of which can be applied when building homes to generate their own energy, not simply consume it. The U.S. Department of Energy announced 18 teams that will compete to see who can build and operate the best-designed and most energy-efficient solar-powered home. On the National Mall. For more information, visit www.solardecathlon.org.

ReThink/ReDesign/ReCycle Chicago

Opening: October 14, 2005

The ongoing exhibition *Competition: Public Process for Public Architecture* will be updated with the display of more than 100 entries for the competition to design on-street recycling bins created by members of the City of Chicago and the AIA Chicago Young Architects Forum. At the CAF's CitySpace Gallery. Call 312/922-3432 or visit www.architecture.org.

Plain of Heaven New York City

October 14–November 20, 2005

An international exhibition inspired by the impending redevelopment of the High Line, the disused elevated rail structure that runs up the West Side of Manhattan. The title, *The Plain of Heaven*, adapted from a painting by British artist John Martin (1789–1854), refers to the idea of an elevated, sublime environment that lies just beyond our reach, yet is firmly planted in our aspirations and imagination. At 820 Washington Street at the end of the High Line. Visit www.thehighline.org.

Ongoing Exhibitions

Going, Going, Gone? Mid-Century Modern Architecture in South Florida Fort Lauderdale, Fla.

Through October 30, 2005

A photographic journey through Broward and Miami-Dade counties, featuring the photographs of Robin Hill. At the Museum of Art. Call 954/525-5500 or visit www.moafll.org.

The High Line New York City

Through October 31, 2005

This exhibition features Field Operations and Diller Scofidio + Renfro's winning entry for the redesign of the High Line, the defunct, elevated railway bed that runs along Manhattan's far West Side. In the Architecture and Design Gallery at the Museum of Modern Art (MoMA). Call 212/708-9400 or visit www.moma.org.



Imagination & Innovation in Fabric Architecture

FabriTec Structures can help make your project concept a reality with virtually unlimited design options and applications. We utilize the most advanced architectural fabrics available to create structures that are practical as well as visually spectacular.

Call on FabriTec Structures for:

- Complete Design / Build Services
- Customized Pre-engineered Structures
- Conceptual Design & Engineering
- Construction Documents
- Fast Track Capability

CIRCLE 113 ON READER SERVICE CARD OR GO TO ARCHRECORD.CONSTRUCTION.COM/PRODUCTS/

FabriTec Structures 350 Kalmus Drive Costa Mesa, CA 92626 toll free 877-887-4233 fax 714-427-6983 www.fabritecstructures.com



get
v
I need
cabinetry
specs to
create great
designs.
at
kraftmaidspec.com



Only KraftMaidSpec.com lets you download AutoCAD drawings of every single cabinet and gives detailed information on door styles, finishes, storage solutions and our quality construction. Visit KraftMaidSpec.com and see why so many architects rely on it as their design resource.

Made just for you.

KraftMaid
Cabinetry

www.kraftmaidspec.com

Dates & Events

Frank Lloyd Wright and Taliesin: The Photographs of Pedro Guerrero Chicago

Through November 19, 2005

From 1939, when Taliesin set up its western front in Arizona, to the death of Wright in 1959, Guerrero created some of the greatest architectural photographs of the last century. At Architech Gallery. For information, call 312/475-1290 or visit www.architechgallery.com.

International Arts and Crafts Indianapolis

Through January 2006

Organized by the Victoria and Albert Museum in London, the exhibition features more than 300 objects from Great Britain, where the Arts and Crafts movement began, as well as America, Europe, and Japan—where it developed as the *mingei*, or folk craft, movement. At the Indianapolis Museum of Art. Visit www.ima-art.org or call 317/923-1331.

Lectures, Conferences, and Symposia

Communities on the Line: Transit and the Design of 21st Century Communities

Washington, D.C.

October 7–9, 2005

Keynote addresses, educational sessions, and tours that illustrate the history and state-of-the-art practice for transit-oriented development and the role of transit in community building. At the Wyndham City Center Hotel. For more information, visit www.aia.org.

The Founding Myths of Architecture Conference

Valletta, Malta

October 7–9, 2005

The conference presents a series of talks inspired by the mythology of architecture by an international group of architects, architectural critics, and historians. At Auberge de Provence (National Museum of Archaeology). Call 00356/212-43981 or visit www.ap.com.mt.

Hem C. Gupta Lecture: Will Alsop, Will Alsop Design Ltd.

Chicago

October 10, 2005

Will Alsop says his mission is “to give the world

extraordinary objects of desire.” He will speak about how he accomplishes this goal while setting new standards for sustainable design and technology. At the ArchiCenter. Call 312/942-3432 or visit www.architecture.org.

Conrad Buff III and Donald Hensman Home Tour Pasadena, Calif.

October 11, 14, and 15, 2005

A three-day event featuring a home tour, symposium, and reception. The tour will consist of six Buff and Hensman homes in the Pasadena, Altadena, and Linda Vista areas, some of which have been unavailable to the public until now. For information, call 626/793-3334.

SAIE Concrete 2005 Bologna, Italy

October 12–16, 2005

SAIE-The International Building Show will focus on reinforced concrete and related areas. At the Palazzo dei Congressi, Sala Italia. Visit www.saie.bolognafiere.it.

11th International Conference of National Trusts: Sustaining World Heritage in the 21st Century Washington, D.C.

October 15–19, 2005

A premier international education event focusing on the preservation of the world's historic places and communities. At the Mayflower Hotel. Call 202/588-6100 or visit www.nationaltrust.org/international.

2005 Baltimore Architecture Week and Excellence in Design Awards Baltimore

October 15–22, 2005

With a spotlight on architecture, this week-long series of events will emphasize the importance of our built environment, from our rich architectural and historic heritage to current policies, issues, and projects to our dreams and aspirations for our city. For more information, call 410/625-2585 or visit www.aiabalt.com.

62nd SMACNA Annual Convention and Product Show

Palm Desert, Calif.

October 16–20, 2005

The Sheet Metal and Air-Conditioning Contractors' National Association (SMACNA) event will host a wide variety of educational and

Subscribe Today and **SAVE up to 45%**

Get
INSPIRED

for only

\$1.23

a week.

McGraw Hill
CONSTRUCTION Architectural
Record

Send me 12 issues of Architectural Record for only \$64.
That's only \$1.23 per week and I'll **SAVE \$53 OFF** the cover price.

- U.S.** 12 issues at ~~\$117.00~~ **NOW \$64** CAR38DBI
- Canada/Mexico** 12 issues at ~~\$132.00~~ **NOW \$79** CAR38CBI
CAR38MBI
- Outside North America** 12 issues at ~~\$199.00~~ **NOW \$149**

*Save \$53.00
off the cover price*

- Payment enclosed Charge my: AmEx Mastercard Visa Discover Bill me

Card No. _____ Exp. Date _____ Signature _____

Are you a registered architect? Yes No

Name _____ Title _____


Firm Name _____

Mailing Address _____


City/State/Zip Code _____ Country _____

E-mail _____

For faster service, call: **1-877-876-8093** (outside the U.S., 609-426-7046), fax your order to 212-904-3150 or
visit **www.architecturalrecord.com**



NO POSTAGE
NECESSARY IF
MAILED IN THE
UNITED STATES



BUSINESS REPLY MAIL
FIRST-CLASS MAIL PERMIT NO. 42 HIGHTSTOWN NJ

POSTAGE WILL BE PAID BY ADDRESSEE

McGraw Hill
CONSTRUCTION Architectural
Record

P.O. BOX 564
HIGHTSTOWN NJ 08520-9890



Get
INSPIRED

for only

\$1.23

a week.

Circle

fax

OR mail

web

CIRCLE THE NUMBER
on the card which corresponds to the
number under each advertisement,
product, or literature item for which
you want more information.

413-637-4343
FAX TODAY!
To speed your inquiry,
please FAX this card.

Go to www.leadnet.com/pubs/mhar.html
to send your request electronically.

ARCHITECTURAL RECORD
READER SERVICE DEPARTMENT
PO BOX 5412
PITTSFIELD, MA 01203-9974
FILL IN YOUR NAME AND ADDRESS
BELOW—OR
you can use the label on the
magazine wrapper.

READER SERVICE CARD

Printed on Recycled Paper

ARCHITECTURAL RECORD READER SERVICE CARD																													
INFORMATION REQUESTED																													
01	02	03	04	05	06	07	08	09	10	11	12	13	14	15	16	17	18	19	20										
21	22	23	24	25	26	27	28	29	30	31	32	33	34	35	36	37	38	39	40										
41	42	43	44	45	46	47	48	49	50	51	52	53	54	55	56	57	58	59	60										
61	62	63	64	65	66	67	68	69	70	71	72	73	74	75	76	77	78	79	80										
81	82	83	84	85	86	87	88	89	90	91	92	93	94	95	96	97	98	99	100										
101	102	103	104	105	106	107	108	109	110	111	112	113	114	115	116	117	118	119	120										
121	122	123	124	125	126	127	128	129	130	131	132	133	134	135	136	137	138	139	140										
141	142	143	144	145	146	147	148	149	150	151	152	153	154	155	156	157	158	159	160										
161	162	163	164	165	166	167	168	169	170	171	172	173	174	175	176	177	178	179	180										
181	182	183	184	185	186	187	188	189	190	191	192	193	194	195	196	197	198	199	200										
201	202	203	204	205	206	207	208	209	210	211	212	213	214	215	216	217	218	219	220										
221	222	223	224	225	226	227	228	229	230	231	232	233	234	235	236	237	238	239	240										
241	242	243	244	245	246	247	248	249	250	251	252	253	254	255	256	257	258	259	260										
261	262	263	264	265	266	267	268	269	270	271	272	273	274	275	276	277	278	279	280										
281	282	283	284	285	286	287	288	289	290	291	292	293	294	295	296	297	298	299	300										

TO RECEIVE INFORMATION PLEASE ANSWER ALL QUESTIONS

1. What is your job function? (check one)

- (1) Architect
- (2) Engineer
- (3) Designer
- (4) Specification Writer
- (5) Interior Designer
- (6) Contractor or Builder
- (7) Lighting Designer
- (8) Other _____

3. Building Types you are currently working on?

- (16) Commercial
- (17) Educational
- (18) Healthcare
- (19) Industrial
- (20) Multi-Family Residential
- (21) Single-Family Residential
- (22) Other _____

2. In what type of organization do you work?

- (9) Architectural or A/E Firm
- (10) Commercial, Industrial or Institutional
- (11) Contractor or Builder
- (12) Government Agency
- (13) Interior Design
- (14) Lighting Design
- (15) Other _____

4. Reason for Inquiry?

- (23) Current Planning
- (24) Future Planning
- (25) Both

5. Are you currently a subscriber?

- (26) Yes (27) No

(For Listing of Advertisers Refer to Ad Index)

PLEASE PRINT OR USE YOUR PEEL-OFF ADDRESS LABEL

Name _____

Title _____

Company (required) _____

Address _____

City/State _____ Zip _____

Country (if other than U.S.) _____

Telephone () _____ Fax () _____

(31) PLEASE CONTACT ME RIGHT AWAY

CHECK HERE TO START A SUBSCRIPTION

- (28) 1 year \$64.00 (Domestic)
- (29) 1 year \$79.00 (Canada/Mexico)
- (30) 1 year \$199.00 (International: outside of North America)

CAR37DRS/CAR37CRS/CAR37MRS/CAR37FRS

October 2005 Issue

The McGraw-Hill Companies



NO POSTAGE
NECESSARY
IF MAILED
IN THE
UNITED STATES

<http://archrecord.construction.com/ReaderService.asp>

BUSINESS REPLY MAIL

FIRST-CLASS MAIL PERMIT NO 157 PITTSFIELD MA

POSTAGE WILL BE PAID BY ADDRESSEE

McGraw Hill
CONSTRUCTION Architectural
Record

PO BOX 5412
PITTSFIELD MA 01203-9974



ARCHITECTURAL
RECORD

Circle

fax

OR

mail

CIRCLE THE NUMBER
on the card which corresponds to the number under each advertisement, product, or literature item for which you want more information.

**413-637-4343
FAX TODAY!**
To speed your inquiry,
please FAX this card.

web

Go to www.leadnet.com/pubs/mhar.html
to send your request electronically.


**ARCHITECTURAL RECORD
READER SERVICE DEPARTMENT
PO BOX 5412
PITTSFIELD, MA 01203-9974
FILL IN YOUR NAME AND ADDRESS
BELOW—OR
you can use the label on the
magazine wrapper.**

READER SERVICE CARD

The McGraw-Hill Companies



NO POSTAGE
NECESSARY
IF MAILED
IN THE
UNITED STATES



<http://archrecord.construction.com/ReaderService.asp>

BUSINESS REPLY MAIL

FIRST-CLASS MAIL PERMIT NO 157 PITTSFIELD MA

POSTAGE WILL BE PAID BY ADDRESSEE

**McGraw Hill
CONSTRUCTION** Architectural
Record

PO BOX 5412
PITTSFIELD MA 01203-9974



ARCHITECTURAL RECORD READER SERVICE CARD

INFORMATION REQUESTED

01	02	03	04	05	06	07	08	09	10	11	12	13	14	15	16	17	18	19	20
21	22	23	24	25	26	27	28	29	30	31	32	33	34	35	36	37	38	39	40
41	42	43	44	45	46	47	48	49	50	51	52	53	54	55	56	57	58	59	60
61	62	63	64	65	66	67	68	69	70	71	72	73	74	75	76	77	78	79	80
81	82	83	84	85	86	87	88	89	90	91	92	93	94	95	96	97	98	99	100
101	102	103	104	105	106	107	108	109	110	111	112	113	114	115	116	117	118	119	120
121	122	123	124	125	126	127	128	129	130	131	132	133	134	135	136	137	138	139	140
141	142	143	144	145	146	147	148	149	150	151	152	153	154	155	156	157	158	159	160
161	162	163	164	165	166	167	168	169	170	171	172	173	174	175	176	177	178	179	180
181	182	183	184	185	186	187	188	189	190	191	192	193	194	195	196	197	198	199	200
201	202	203	204	205	206	207	208	209	210	211	212	213	214	215	216	217	218	219	220
221	222	223	224	225	226	227	228	229	230	231	232	233	234	235	236	237	238	239	240
241	242	243	244	245	246	247	248	249	250	251	252	253	254	255	256	257	258	259	260
261	262	263	264	265	266	267	268	269	270	271	272	273	274	275	276	277	278	279	280
281	282	283	284	285	286	287	288	289	290	291	292	293	294	295	296	297	298	299	300

(For Listing of Advertisers Refer to Ad Index)

PLEASE PRINT OR USE YOUR PEEL-OFF ADDRESS LABEL

Name _____

Title _____

Company (required) _____

Address _____

City/State _____ Zip _____

Country (if other than U.S.) _____

Telephone () _____ Fax () _____

TO RECEIVE INFORMATION PLEASE ANSWER ALL QUESTIONS

1. What is your job function? (check one)

- (1) Architect
- (2) Engineer
- (3) Designer
- (4) Specification Writer
- (5) Interior Designer
- (6) Contractor or Builder
- (7) Lighting Designer
- (8) Other _____

2. In what type of organization do you work?

- (9) Architectural or A/E Firm
- (10) Commercial, Industrial or Institutional
- (11) Contractor or Builder
- (12) Government Agency
- (13) Interior Design
- (14) Lighting Design
- (15) Other _____

3. Building Types you are currently working on?

- (16) Commercial
- (17) Educational
- (18) Healthcare
- (19) Industrial
- (20) Multi-Family Residential
- (21) Single-Family Residential
- (22) Other _____

4. Reason for Inquiry?

- (23) Current Planning
- (24) Future Planning
- (25) Both

5. Are you currently a subscriber?

- (26) Yes (27) No

CHECK HERE TO START A SUBSCRIPTION

- (28) 1 year \$64.00 (Domestic)
- (29) 1 year \$79.00 (Canada/Mexico)
- (30) 1 year \$199.00 (International: outside of North America)

CAR37DRS/CAR37CRS/CAR37MRS/CAR37FRS

October 2005 Issue

(31) PLEASE CONTACT ME RIGHT AWAY

ARCHITECTURAL
RECORD

self-development sessions presented by industry experts. At Desert Springs, a JW Marriott Resort and Spa. Call 703/803-2998 or visit www.smacna.org.

Classical Spain: Art & Architecture of Madrid, Toledo, and Segovia Madrid

October 16–23, 2005

Walking tours, lectures, and expert guides will emphasize extraordinary architecture and art spanning the Romanesque, Baroque, and Neoclassical periods in Madrid and surrounding cities. For information, call 800/390-5536 or visit www.classicalexursions.com.

28th Annual Decorative Arts Symposium Pittsburgh

October 17, 2005

Paul Miller, the curator of the Preservation Society of Newport County, and Richard Guy Wilson, Commonwealth Professor in Architectural History at the University of Virginia, are the speakers for this year's symposium, sponsored by the Women's Committee of Carnegie Museum of Art. Their topic will be "The Gilded Age: Newport and its Mansions." At Carnegie Music Hall. Call 412/622-3131 or visit www.cmoa.org.

Ballparks, Eminent Domain, and the Need for a D.C. Planning Commission Washington, D.C.

October 17, 2005

This symposium will examine other cities' experiences with a planning commission and suggest how such a government agency could help coordinate D.C. to align the expenditure of public funds with planning visions and economic development objectives. At the National Building Museum. Call 202/272-2448 or visit www.nbm.org.

Lectures from the Edges of Architecture: Model Homes Chicago

October 18, 2005

Artist and architect Mark Robbins discusses how social and political forces affect the built environment. At the ArchiCenter. Call 312/922-3432 or visit www.architecture.org.

CSI Conference: New Trends in Construction Specifications New York City

October 19, 2005

This one-day trade fair includes educational seminars with keynote guest speaker Randy Croxton of Croxton Collaborative. At Gotham Hall. Call 908/284-1676 or visit www.metrobuilding.biz.

Musei & Musei Conference Brescia, Italy

October 19–21, 2005

A conference-exhibition of museums from around the world. Visit www.museiemusei.it.

Delaware Green Building Convention Wilmington, Del.

October 20, 2005

The theme of this year's statewide design convention will be "Building Green," to help promote environmentally appropriate solutions to the built environment. At the Bank One Center. Call 302/654-9817 or visit www.aiadelaware.org.

Masonic & Esoteric Heritage: A New Perspective for Art and Conservation The Haag, the Netherlands

October 20–21, 2005

This conference will introduce participants to the rich material culture of Western esotericism. At the National Library of the Netherlands. Visit www.freemasons-freemasonry.com.

StonExpo 2005 Las Vegas

October 20–22, 2005

This show, which was recently purchased by Hanley Wood, will introduce a diverse audience of stone professionals to leading manufacturers of stone products, services, and supplies. At the Las Vegas Convention Center. Call 866/550-6808 or 972/536-6440 or visit www.StonExpo.com.

2005 ASAI Conference Washington, D.C.

October 20–22, 2005

The American Society of Architectural Illustrators (ASAI) celebrates its 20th anniversary this fall with its Washington conference, its annual award ceremony, and the premier of its annual exhibition, *Architecture in Perspective*. Visit www.asai.org or www.drawingdc.org.

IALD 5th Annual Education Conference: Lighting the Future Alexandria, Va.

October 21–22, 2005

The International Association of Lighting

GOVERNMENT



Superior Courthouse, Hartford, Connecticut

Architect: The Maimfeldt Associates


EDUCATIONAL



Tufts Dental School, Denver, Colorado

Architect: Perry, Dean & Associates

COMMERICAL



Tiffany's, Beverly Hills, California

Architect: Berman & Beroilini

RESTORATION



Temple Emanuel, New York, NY

Architect: Dan Bariluce PC Architects

DAWSON DOORS

Since 1946

BALANCED • SWING • SLIDING • METAL CRAFT

visit us at www.dawsondoors.com

716.664.3811

CIRCLE 115 ON READER SERVICE CARD OR GO TO ARCHRECORD.CONSTRUCTION.COM/PRODUCTS/



We've done the work for you!

- 16 different CAD Blocks
- Available in AutoCAD format
- DWG, DXF, PDF & GIF formats
- Engineering Reports & Letters

Available online at
www.dryerbox.com

CD available upon request
888.443.7937

Over 700,000 installed
Gain 5 foot of duct run
22 gauge aluminized steel



- ✓ Saves Space
- ✓ Saves Energy
- ✓ Reduces Fire Hazard



CIRCLE 116 ON READER SERVICE CARD OR GO TO ARCHRECORD.CONSTRUCTION.COM/PRODUCTS/

Dates & Events

Designers (IALD) Education Conference highlights advances in lighting technology and design, and aids professional development. At the Hilton Alexandria Mark Center. Call 312/527-3677 or visit www.iald.org.

U.S. Green Building Council: Winner of 2005 Turner Prize Presentation Washington, D.C.

October 24, 2005

The U.S. Green Building Council (USGBC) will receive the 2005 Henry C. Turner Prize for Innovation in Construction Technology in recognition of its promotion of sustainable design and building practices and development of the LEED certification program. At the National Building Museum. Call 202/272-2448 or visit www.nbm.org.

2005 TPELight & ShenzhenLight Shenzhen, China

October 24–27, 2005

The 17th Taipei International Lighting Fair (TPE-LIGHT) & 3rd China (Shenzhen) International Lighting Fair. At the Shenzhen Convention & Exhibition Center. Visit www.lightingchina.com.cn, www.lighting.org.tw, or www.utex.com.cn for more information.

Snøhetta: Craig Dykers Washington, D.C.

October 25, 2005

Craig Dykers, a founding principal of the Norwegian firm Snøhetta, will discuss the cultural center that will become part of the complex of structures at the former World Trade Center site in New York City, and some of his studio's other internationally acclaimed projects. At the National Building Museum. Call 202/272-2448 or visit www.nbm.org.

Preservation North Carolina (PNC) 2005 Annual Conference Gastonia, N.C.

October 26–29, 2005

This conference, titled "New Life for Old Mills: The Economic and Community Benefits of Adaptive Use," will add to the usual mix of preservation education and interaction. Call 919/832-3652 or visit www.preservationnc.org for further information.

Strategies for Revitalizing Downtowns Washington, D.C.

October 27, 2005

Though every downtown is different, common

revitalization lessons can be applied anywhere. Christopher Leinberger, partner in Albuquerque's Historic District Improvement Company and visiting fellow at the Brookings Institution, will discuss these lessons and the fundamentals for a downtown turnaround plan. At the National Building Museum. Call 202/272-2448 or visit www.nbm.org.

Lecture: Eero Saarinen Washington, D.C.

October 27, 2005

Architectural historian Jayne Merkel will discuss the life and work of Saarinen, now considered to be one of the most influential architects of the 20th century. At the National Building Museum. Call 202/272-2448 or visit www.nbm.org.

The Building Code & Historic Preservation on Main Street Symposium Decatur, Ala.

October 27–28, 2005

A two-day symposium devoted to compliance disciplines in downtown revitalization and historic property restoration and rehabilitation, focusing on code compliance, structural engineering issues, and federal rehabilitation tax credits for existing historic buildings. At the Princess Theater. Call 256/350-5060 or 334/242-3184.

53rd AWI Annual Meeting & Convention San Diego

October 27–29, 2005

The Architectural Woodwork Institute's (AWI) annual convention brings members from across North America together. At the Hilton San Diego Resort. Call 703/733-0600 or visit www.awinet.org.

National Building Museum's 25th Anniversary Bash Washington, D.C.

October 29, 2005

All ticket revenues go to support the museum's education programs and exhibitions. In the historic Great Hall at the National Building Museum. Call 202/272-2448 or visit www.nbm.org.

Intown Living Around the Country and in D.C.

October 31, 2005

Across the country, people are returning downtown to live and play. Ann Breen and Dick Rigby, cofounders of the Washington, D.C.-based

Waterfront Center, have studied this phenomenon in eight cities. They will present their findings and briefly relate them to Washington. At the National Building Museum. Call 202/272-2448 or visit www.nbm.org.

**ArchiFest
Los Angeles**
October 2005

In recognition of the achievements of the Frank Lloyd Wright Conservancy, the Los Angeles City Council declared October 2005 "Architecture Month." ArchiFest will include exhibitions, tours, performances, screenings, and more. Call 312/663-5500 or visit www.savewright.org.

**Safe: Design Takes On Risk—
Embrace Your Fear: A Symposium**
New York City

November 4, 2005
In this all-day symposium held in conjunction with the Museum of Modern Art show *Safe: Design Takes on Risk*, designers, scholars, representatives from government offices, and others address the different ways that they approach safety and risk, through individual presentations and a roundtable discussion. At the museum's Titus Theater 1. Call 212/708-9431 or visit www.moma.org.

Competitions

Tsunami Memorial Design Competition
Registration: September 15–November 15, 2005

The government of Thailand is staging the Tsunami Memorial Design Competition to gather and develop concepts for a Tsunami Memorial, which will be built to honor and commemorate the victims, both Thai and foreign, of the December 26 tsunami. In addition, it will acknowledge the people across the globe who provided assistance and relief. Visit www.tsunamimemorial.or.th or e-mail info@tsunamimemorial.or.th.

**Southpoint: From Ruin to Rejuvenation—
the Roosevelt Island Universal Arts
Center International Ideas Competition**
Registration: September 1–November 18, 2005
Deadline: January 13, 2006

The Emerging New York Architects Committee, AIA N.Y. Chapter, announces the second biennial international ideas competition to explore issues

of universal design and historic rejuvenation in developing a visual/performing arts center on Roosevelt Island. For more information, visit www.enyacompetitions.org.

IIDA INawards

Deadline: October 14, 2005
The IIDA Northern Pacific Chapter's INawards is a juried competition for interior design excellence and innovation. Interior designers, architects, and industrial designers form the Northern Pacific Chapter can submit entries of interior spaces and products completed after January 2003. Visit www.iida-northernpacific.org.

SBIC 2005 Awards Program

Deadline: October 21, 2005
For the fifth year in a row, the Sustainable Buildings Industry Council (SBIC) will recognize professionals who are making exceptional contributions to sustainability across the United States. For further information, visit www.sbicouncil.org.

**Bienal Miami+Beach 2005:
Architecture, Landscape Architecture,
Interior Design**

Submission Deadline: October 28, 2005
As part of the series of events of architecture week, architects and designers from around the world are welcome to participate in exhibitions, conferences, competitions, workshops, and seminars. Call 305/348-3031 or visit www.bienalmiami.com.

Ambiance Design Competition

Deadline October 31, 2005
This competition is designed to highlight the innovative and fashion-driven applications of Ambiance Low Voltage Lighting Systems developed by industry tradespeople, including lighting consultants, designers, contractors, architects, and sales personnel. For more information, call 1-856/764-0500 ext. 7443 or visit www.ambiancelightingsystems.com.

**2005 NSA Sunroom Design Awards
Competition**

Deadline: October 31, 2005
Judged in three cost levels as well as type of roof category, the National Sunroom Association (NSA) Design Awards Competition recognizes excellence in design and installation of sunrooms. For additional information, visit www.nationalsunroom.org.



Fleur de Lis Designer Series
door hardware • cabinet hardware
window & patio door

StoneRiverBronze.com

**Cost
estimating
data you can
count on!**

**The 2005 Sweet's
Cost Guides**



CALL 1-888-264-2665

Please specify priority code 444T

**McGraw_Hill
CONSTRUCTION Sweet's**

BNI Building News

1612 S. Clementine, Anaheim, CA 92802
www.bnibooks.com

Dates & Events

Rieger Graham Prize

Deadline: November 1, 2005

The Rieger Graham Prize is an award created by the Institute of Classical Architecture to advance the career and professional skills of a recent graduate of architecture or its allied arts. For more information, please visit www.classicist.org.

Rome Prize 2006

Deadline: November 1, 2005

The American Academy in Rome invites applications for the Rome Prize competition, in which fellowships are awarded in independent study and advanced research in the arts and humanities. Architecture, Design, Historic Preservation and Conservation are some of the fields awarded. For further information, call 212/751-7200, ext. 47 or visit www.aarome.org.

Urban Voids: Grounds for Change—An International Design Ideas Competition

Registration Deadline: November 14, 2005

Participants from around the world are invited to suggest compelling ideas for Philadelphia's vacant land and imagine fantastic long-term solutions that inspire change and reshape urban and natural forms throughout the city. The competition seeks answers to the question, "How can a city respond to the crisis of vacancy?" With more than 40,000 vacant properties representing nearly 1,000 acres, Philadelphia has become one of the nation's foremost examples of urban abandonment and extensive sprawl. For more information, visit www.vanalen.org/urbanvoids.

E-mail event and competition information two months before event or submission deadline to elisabeth_broome@mcgraw-hill.com. Edited by Alexandra Gates.

**NATIONAL BUILDING MUSEUM
AT NBM**

Lectures

Spotlight on Design

An ongoing lecture series featuring architects and designers of distinction



COURTESY GWATHMEY SEGEL & ASSOCIATES ARCHITECTS

Smart Growth

A series of noontime lectures exploring development strategies that preserve community character and protect the environment

DC Builds

An ongoing lecture series focusing on current architectural, planning, and public policy issues affecting Washington, D.C.

Building for the 21st Century

A lunchtime lecture series exploring energy-efficient and economical new technologies and construction techniques

Exhibitions

Liquid Stone: New Architecture in Concrete

through January 29, 2006

Jewish Washington: Scrapbook of an American Community

through January 8, 2006

Washington: Symbol & City

long-term exhibition



UTRACON, SEEN IN LIQUID STONE, COURTESY UTRACON © GMBH

National building museum

401 F Street NW
Washington, DC 20001
202.272.2448

www.NBM.org



For more information and to register for programs, call or visit our website. Discounts for members and students.

If green building is your business,



using wood from sustainably managed forests should be your goal.

The Sustainable Forestry Initiative® program has committed to the future of the nation's forests by combining the perpetual growing and harvesting of trees with the long-term protection of wildlife, plants, soil and water quality. SFI® program participants plant 1.7 million trees every day.



www.aboutsfi.org

CIRCLE 118 ON READER SERVICE CARD OR GO TO ARCHRECORD.CONSTRUCTION.COM/PRODUCTS/



Real Light.
Real Nice.

Heat And Excessive Sunlight Can Be Harsh And Unappealing.

People are drawn to the diffused natural light enhanced by a Major Industries Guardian 275® Translucent Daylighting System.

Call or e-mail today for your FREE daylighting catalog. knelson@majorskylights.com



Toll Free 888-SkyCost
www.majorskylights.com



CIRCLE 119 ON READER SERVICE CARD OR GO TO ARCHRECORD.CONSTRUCTION.COM/PRODUCTS/

© 2005 Adobe Systems Incorporated. All rights reserved. Adobe, the Adobe logo, Acrobat, the Adobe PDF logo and Reader by Adobe are either registered trademarks or trademarks of Adobe Systems Incorporated in the United States and/or other countries. All other trademarks are the property of their respective owners.

Come to the FREE Acrobat half-day seminar. Preview all the new tools to help your team work better together. And get everyone on the same page. Better by Adobe.

Seating is limited. Register today at: www.adobe.com/tour

New York 10/7 - Anaheim 10/11
San Francisco 10/13 - Boston 10/19
Toronto 10/21 - Chicago 10/28

Adobe Acrobat 7.0

Program title: "Flights of Fancy in Long-Span Design," Architectural Record (10/05, page 181).

105EDITX

AIA/CES Credit: This article will earn you one AIA/CES LU hour of health, safety, and welfare credit. (Valid for credit through October 2007.)

Directions: Select one answer for each question in the exam and completely circle appropriate letter. A minimum score of 70% is required to earn credit. Take this test online at <http://archrecord.construction.com/continuing/default.asp>

- | | | | | | | | |
|------|---|---|---|-------|---|---|---|
| 1. a | b | c | d | 6. a | b | c | d |
| 2. a | b | c | d | 7. a | b | c | d |
| 3. a | b | c | d | 8. a | b | c | d |
| 4. a | b | c | d | 9. a | b | c | d |
| 5. a | b | c | d | 10. a | b | c | d |

Last Name _____ First Name _____ Middle Initial or Name _____

Firm Name _____

Address _____ City _____ State _____ Zip _____

Tel. _____ Fax _____ E-mail _____

AIA ID Number _____ Completion date (M/D/Y): _____

Check one: \$10 Payment enclosed. (Make check payable to *Architectural Record* and mail to: Architectural Record/Continuing Education Certificate, PO Box 682, Hightstown, NJ 08520-0682.) For customer service, call 877/876-8093.

Charge my: Visa Mastercard American Express **Card#** _____

Signature _____ **Exp. Date** _____

Check below:

To register for AIA/CES credits: Answer the test questions and send the completed form with questions answered to above address, or fax to 609/426-5592.

For certificate of completion: As required by certain states, answer test questions, fill out form above, and mail to above address, or fax to 609/426-5592. Your test will be scored. Those who pass with a score of 70% or higher will receive a certificate of completion.

Material resources used: Article: This article addresses issues concerning health and safety.

I hereby certify that the above information is true and accurate to the best of my knowledge and that I have complied with the AIA Continuing Education Guidelines for the reported period.

Signature _____ **Date** _____

Program title: "Fluid Applied Air/Moisture Barriers for Moisture Control and Mold Prevention in Wall Construction," (10/05)

105SPONA

AIA/CES Credit: This article will earn you one AIA/CES LU hour of health, safety, and welfare credit. (Valid for credit through October 2007.)

Directions: Select one answer for each question in the exam and completely circle appropriate letter. A minimum score of 70% is required to earn credit. Take this test online at <http://archrecord.construction.com/continuing/default.asp>

- | | | | | | | | | | |
|------|---|---|---|---|-------|---|---|---|---|
| 1. a | b | c | d | e | 6. a | b | c | d | e |
| 2. a | b | c | d | e | 7. a | b | c | d | e |
| 3. a | b | c | d | e | 8. a | b | c | d | e |
| 4. a | b | c | d | e | 9. a | b | c | d | e |
| 5. a | b | c | d | e | 10. a | b | c | d | e |

Last Name _____ First Name _____ Middle Initial or Name _____

Firm Name _____

Address _____ City _____ State _____ Zip _____

Tel. _____ Fax _____ E-mail _____

AIA ID Number _____ Completion date (M/D/Y): _____

Check one: \$10 Payment enclosed. (Make check payable to *Architectural Record* and mail to: Architectural Record/Continuing Education Certificate, PO Box 682, Hightstown, NJ 08520-0682.) For customer service, call 877/876-8093.

Charge my: Visa Mastercard American Express **Card#** _____

Signature _____ **Exp. Date** _____

Check below:

To register for AIA/CES credits: Answer the test questions and send the completed form with questions answered to above address, or fax to 609/426-5592.

For certificate of completion: As required by certain states, answer test questions, fill out form above, and mail to above address, or fax to 609/426-5592. Your test will be scored. Those who pass with a score of 70% or higher will receive a certificate of completion.

Material resources used: Article: This article addresses issues concerning health and safety.

I hereby certify that the above information is true and accurate to the best of my knowledge and that I have complied with the AIA Continuing Education Guidelines for the reported period.

Signature _____ **Date** _____

Go there... Get Inspired.



Qualifies for 6 HSW Continuing Education Credits.

The Third Annual McGraw Hill Construction **INNOVATION CONFERENCE**

November 15 & 16, 2005

McGraw-Hill Companies Corporate Headquarters
1221 Avenue of the Americas, NYC

Presented by *Architectural Record* in partnership with
Engineering News-Record and *New York Construction*

Keynote Speaker:

Neil Gershenfeld, Director, The Center for Bits and Atoms, Massachusetts Institute of Technology

Attendees will receive a copy of his new book *FAB — The Coming Revolution on Your Desktop — from Personal Computers to Personal Fabrication*



This Conference Will:

- Reveal the **secrets of** how **innovation** is achieved throughout the cycles of material development.
- Bring you **face-to-face** with incredible **innovative materials** for building construction, fresh from the lab.
- Explore some of the **most sophisticated new tools** for taking a design and quickly creating it in three dimensions.
- Discover the spirit of new thinking with a **case study of The Hearst Building (pictured to left)** — direct from the architects, engineers, constructors, and owner.

Reserve your seat today!

Call Chuck Pinyan, 212-904-4634 or

E-Mail chuck_pinyan@mcgraw-hill.com

Agenda and registration forms are available at:

www.construction.com/event/2005innovation/

**Innovation Conference
Case Study Building**
The Hearst Building, New York City
Norman Foster, Architect

Association
Partner



Sponsors



Supporting
Sponsors



**McGraw Hill
CONSTRUCTION**

Find us online at www.construction.com

The McGraw-Hill Companies

Program title: **"Designing with American Hardwoods: A Sustainable, Versatile Material Choice," (10/05)**

AIA/CES Credit: This article will earn you one AIA/CES LU hour of health, safety, and welfare credit. (Valid for credit through October 2007.)

Directions: Select one answer for each question in the exam and completely circle appropriate letter. A minimum score of 70% is required to earn credit. Take this test online at <http://archrecord.construction.com/continuinged/default.asp>

- | | | | | | | | | | |
|------|---|---|---|---|-------|---|---|---|---|
| 1. a | b | c | d | e | 6. a | b | c | d | e |
| 2. a | b | c | d | e | 7. a | b | c | d | e |
| 3. a | b | c | d | e | 8. a | b | c | d | e |
| 4. a | b | c | d | e | 9. a | b | c | d | e |
| 5. a | b | c | d | e | 10. a | b | c | d | e |

Last Name _____ First Name _____ Middle Initial or Name _____

Firm Name _____

Address _____ City _____ State _____ Zip _____

Tel. _____ Fax _____ E-mail _____

AIA ID Number _____ Completion date (M/D/Y): _____

Check one: \$10 Payment enclosed. (Make check payable to *Architectural Record* and mail to: Architectural Record/Continuing Education Certificate, PO Box 682, Hightstown, NJ 08520-0682.) For customer service, call 877/876-8093.

Charge my: Visa Mastercard American Express **Card#** _____

Signature _____ **Exp. Date** _____

Check below:

To register for AIA/CES credits: Answer the test questions and send the completed form with questions answered to above address, or fax to 609/426-5592.

For certificate of completion: As required by certain states, answer test questions, fill out form above, and mail to above address, or fax to 609/426-5592. Your test will be scored. Those who pass with a score of 70% or higher will receive a certificate of completion.

Material resources used: Article: This article addresses issues concerning health and safety.

I hereby certify that the above information is true and accurate to the best of my knowledge and that I have complied with the AIA Continuing Education Guidelines for the reported period.

Signature _____ **Date** _____

Designed for Kitchens

PCS34
Designed especially for kitchens, laboratories, medical offices, anywhere liquids could spill. The rubber ring forms a seal so liquid cannot get in. U.L. Listed.



"FINE ARCHITECTURAL HARDWARE FOR YOUR FINE FURNITURE"®

Doug Mockett & Company, Inc. • Manhattan Beach, CA • 800.523.1269

MOCKETT

DOUG MOCKETT & COMPANY, INC.

www.mockett.com

Discover the lasting beauty of genuine teak



- Lumber
- Millwork
- Flooring
- Plywood
- Doors
- Teak & Ipe
- Decking



No one knows more about Teak or takes more care in bringing it to you.

www.eastteak.com

EAST TEAK

TRADING GROUP, INCORPORATED

(800)338-5636 East Coast (800)537-3369 West Coast

slate



unfading green



unfading mottled green & purple



purple



unfading red



heathermoor



winchester black



summit gray



atlantic



black lace



black lace rust



grayson

sandstone



cathedral



sheridan



janegrey

quartzite




green mountain mist




highland

marble




mesa



grifton



grifton vein



regent

limestone




kent



chateau



lewiston



essex



west haven



monkton



sheffield



spring creek



gallatin

soapstone



soapstone

VERMONT STRUCTURAL SLATE COMPANY



QUARRIERS AND FINISHERS OF
NATURAL VERMONT SLATE SINCE 1859

Box 98, 3 Prospect Street • Fair Haven, Vermont 05743 USA • Tel 802 265 4933 800 343 1900 Fax 802 265 3865 • info@vermontstructuralslate.com • www.vermontstructuralslate.com

CIRCLE 132 ON READER SERVICE CARD OR GO
TO ARCHRECORD.CONSTRUCTION.COM/PRODUCTS/

Don't Do It Half-Grassed!



Grasspave2 (right) has 100% grass coverage, 5721 psi compressive strength, 92% void space for the healthiest root zone, and is made from 100% recycled plastic. Gravelpave2 (not shown) is beautiful too!

800-233-1510
invisiblestructures.com



CIRCLE 122 ON READER SERVICE CARD OR GO
TO ARCHRECORD.CONSTRUCTION.COM/PRODUCTS/

UNO

NEW

Step ahead with **Musson's UNO-TRED**

Introducing a one-piece solid rubber tread/riser combination

No separation between
tread and riser

Circular raised discs
provide surface
traction but more can
be added with
our Grit-Strip inserts
(not shown).

This new look is complimented with our 24"x24" UNO-TILE. 25 designer colors.

For free brochure and samples, contact


MUSSON RUBBER CO.

P.O. Box 7038 Akron, OH 44306

800-321-2381 Fax (330) 773-3254

E-mail info@mussonrubber.com

www.mussonrubber.com



CIRCLE 123 ON READER SERVICE CARD OR GO
TO ARCHRECORD.CONSTRUCTION.COM/PRODUCTS/

Master Specification & Product Selection Systems

1 General data



Arcom

MASTERSPEC®, the preeminent master specification and product selection system, is available in full-length, short-form, outline, and small project formats for projects of any size, type, phase, or complexity. ARCOM devotes over 25,000-hr. to updating MASTERSPEC each year and developing mini-research papers on each specification topic. MASTERSPEC Review Committees perform regular, extensive peer reviews unique in the industry. Now available, the most comprehensive LEED reference and specification tool available.

www.arcomnet.com

| Circle Reader Service #150

Architectural Design Software

1 General data



SoftPlan Architectural Design Software

SoftPlan allows users to create house plans in a fraction of the time taken to draw by hand or using a conventional CAD package. SoftPlan is ideal for architects and designers looking to decrease drawing and revision time while increasing accuracy and productivity. Using the latest technology, SoftPlan gives you the flexibility to create complex, custom drawings with speed, accuracy, and ease. Quickly and easily create floor plans, elevations, cross-sections, photo-realistic 3D renderings, material lists, and more. For a Free Demo call: (800) 248-0164 or visit www.softplan.com.

800-248-0164
www.softplan.com

| Circle Reader Service #153

Live Images from Job Sites

1 General data



iBEAM system

Effective communication keeps projects on schedule and on budget. The iBEAM Visual Communication System sends a stream of live images from a handheld camera at the job site to remote viewers anywhere in the world. Instantly see site conditions without leaving your office. Enhance your firm's reputation. Increase your client's satisfaction. Specify iBEAM on your next project.

208-344-8002
www.ibeamsystems.com

| Circle Reader Service #151

Paver Stone Terrace

2 Site construction



Envirospec, Inc.

People can get away from the city right on their own roofs. By using the unique PAVE-EL® Pedestal system, you can transform a flat roof into an attractive, usable, maintenance-free, landscaped paver stone terrace. It is also ideal for laying walkways in green roof gardens. The PAVE-EL system elevates paver stones for perfect drainage. It also levels pavers and ensures their uniform spacing for an ideal roof terrace surface.

716-689-8548
www.EnvirospecInc.com

| Circle Reader Service #154

Pass the ARE 3.0. Study With Archiflash®

1 General data



Nalsa

Get the NEW 2005 5th Edition. Celebrating Over 10 Years of Success. Prepare for the Architect Registration Exam with Archiflash. Each set contains 1,152 expertly written flashcards covering all six multiple choice tests: Pre-Design, General Structures, Lateral Forces, Mechanical & Electrical Systems, Building Design/Materials & Methods, and Construction Documents & Services. Learning is easy with timesaving charts, definitions, diagrams, and multiple choice Q&A. More information than you ever thought possible in an easy-to-use flashcard format. Only \$99.95. Individual divisions available for \$24.00 each.

800-411-7314
www.archiflash.com

| Circle Reader Service #152

Commercial Grade Outdoor Furniture

2 Site construction




Modern Outdoor

High style, clean-lined simplicity, short lead times, environmentally conscious materials—these are the attributes of Modern Outdoor—a producer of top quality outdoor furniture with a definitive modern aesthetic. The Modern Outdoor Collections are commercial grade products designed for the restaurant, hospitality, and resort industries, with an aesthetic that is perfect for a residential client's backyard setting. The entirety of the Collection is made from Ipe, Electropolished Stainless Steel and Natural Composite materials. Modern Outdoor offers attractive pricing.

818-838-7060
www.modernoutdoor.com

| Circle Reader Service #155

Architectural Cladding System
4 Masonry



Boston Valley Terra Cotta Inc.


A "green" architectural cladding system delivering the advantages of rain screen performance while retaining the beauty and richness of terra-cotta. Terraclad is a fired ceramic material produced in the U.S.A. in Boston Valley Terra Cotta Company's state of the art facilities in Orchard Park, NY. Available in colors, sizes and patterns to match the designer's imagination.

888-214-3655
www.bostonvalley.com

Boston Valley Terra Cotta
www.terraclad.com

| Circle Reader Service #156

Thin Stone Cladding Systems
4 Masonry




Stone Truss Systems, Inc.

Thin lightweight natural stone wall cladding by THIN STONE SYSTEMS, LLC offers economical solutions for new construction and renovation, for both exterior and interior. Reinforced by a special patented process, the thin veneer panels of natural granite, marble, or limestone are applied to a structural framing system of extruded aluminum. Weighing only 6-lb. psf, the wall system provides many advantages including speed and simplicity of installation.

212-838-7667
www.thinstonesystems.com

| Circle Reader Service #159

Thin Brick Products
4 Masonry



Boulder Creek Stone

You put a lot of care into your home or building. So do they. Every one of their thin brick products are made with only the finest materials and are designed to withstand the test of time while providing a cost-effective and versatile alternative to traditional applications.

| Circle Reader Service #157

Crystallized Glass Ceramic Architectural Panels
4 Masonry




Technical Glass Products

Neopariés® and Neopariés® LT are lighter yet stronger than granite. Commonly used for cladding interior and exterior walls, flooring, and counter or tabletops, they are virtually impermeable and not subject to freeze-thaw damage, penetration by rust, mortar or other staining substances. Contact Technical Glass Products at 888-397-3473 or www.fireglass.com.

888-397-3473
www.fireglass.com

| Circle Reader Service #160

Help Prevent Moisture-Related Masonry Failures
4 Masonry




CavClear

CavClear® helps prevent mold, mildew and other moisture-related failures in masonry walls. CavClear® products offer a comprehensive approach to moisture management and airspace maintenance in your masonry designs. CavClear® products are not installed just at the flashing levels; they are specified and installed throughout the full-height of the airspace. A continuous drainage and ventilation is critical in preventing failures. CavClear® products are the only complete, patented solution to protect weeps and prevent mortar bridges.

888-436-2620
www.cavclear.com

| Circle Reader Service #158

Wrought Iron Components
5 Metals



Architectural Products by Outwater, LLC

Architectural Products by Outwater pays homage to tradition with its line of genuine wrought iron railing, gate and grille components. Suitable for both residential and commercial design applications, Outwater's hand created, timeless patterns of fine architectural wrought iron components can be used in renovations or new construction to create stair railings, balconies, window coverings, fences, gates, etc. Designed to cost effectively combine strength with style, Outwater's wrought iron components provide designers, architects and fabricators a real source for the long sought after but difficult to obtain.

800-835-4400
www.outwater.com

| Circle Reader Service #161

Roof and Floor Deck Ceiling Systems

5 Metals



EPIC Metals Corporation

EPIC Metals Skydeck™ option was designed to incorporate natural lighting into structural, long-span roof deck ceiling systems without the need for additional steel framing. By featuring Solutube® technologies, the EPIC Skydeck option provides the brightest, cleanest, and whitest light possible while minimizing solar heat gain and glare. Skydeck supports green building philosophies by reducing the need for electrical lighting and conserving energy costs that contribute to LEED certification.

877-696-3742
www.epicmetals.com

| Circle Reader Service #162

Copper Finish

5 Metals



Linetec

Linetec offers a copper anodize finish that maintains its initial copper color and does not patina over time. Architects, owners, and residents no longer need to worry about the design complexities and maintenance issues when choosing the classic look of copper. Contact Linetec for more information or to request samples.

888-717-1472
www.lintec.com

| Circle Reader Service #165

Nylon Railing System

5 Metals



Handrail Design Inc.

HEWI® nylon railing system: Add a splash of color and a measure of strength to your next project with nylon-coated railings. Virtually maintenance free, HEWI® railings provide exceptional structural strength, chemical resistance and hygienic qualities. Choose tempered glass or perforated metal infill, colored nylon or solid wood handrails. Standard and custom designs available. Complete supply and installation service accessible throughout North America. HDI railing systems include inox™, CIRCUM™, HEWI Nylon, and d line™.

www.hdirailings.com

| Circle Reader Service #163

Aluminum Flooring

5 Metals



Power Stretch

Aluma Floor™ is manufactured with 3/16-in. solid aluminum. A "Floor of The Future" is now here. Let your creativity run. Call or visit their Web site.

630-628-0226
www.aluminumfloors.com

| Circle Reader Service #166

Safety Railings

5 Metals



Kee Industrial Products, Inc.


OSHA-compliant Kee Klamp® slip-on, structural pipe fittings for railings, awnings, display fixtures, lighting grids, and other tubular pipe structures provide a strong, lower-cost alternative to installing welded railings. Galvanized for corrosion-resistance, Kee Klamp fittings are available in more than 70 styles in a variety of sizes to fit standard pipe from 1/4-in. to 2-in. diameter. Newer fittings allow for flat panels to be attached to tubular pipe structures. Complete line of fittings includes crossovers, tees, in-line joints, swivel fittings, base fittings, wall flanges, elbows, corners, internal spigots, slopes and angles.

800-851-5181
www.KeeGuard.com

| Circle Reader Service #164

Glulam Guide

6 Wood & plastics



APA - The Engineered Wood Association

Glued laminated timber or glulam constitutes an increasing share of the commercial construction market. Architects rely on its strength and beauty to achieve dramatic results across a spectrum of entertainment facilities, spiritual centers, schools, transit facilities, restorations, health care centers, and hospitality facilities. Glulam use varies from simple purlins, ridge beams, floor beams and cantilevered beams to complete commercial roof systems with roof areas exceeding 1 million sq. ft. This publication from APA - The Engineered Wood Association describes APA EWS trademarked glulam.

www.apawood.org

| Circle Reader Service #167

Composite Decking

6 Wood & plastics



EverGrain by Epoch

EverGrain® Decking is the only composite produced through a unique compression molding process that creates an incredibly true-to-life, deep lasting grain. EverGrain is available in four beautiful colors including Redwood, Cedar, Cape Cod Grey and Weathered Wood, for a look that will complement any home.

800-253-1401
www.evergrain.com

| Circle Reader Service #168

Snow Guards

7 Thermal & moisture protection



Alpine SnowGuards

Alpine SnowGuards' snow guards set the standard for performance and design. Designed for slate, flat tile, cedar, and other shingle style roofs, the #10 snow guard is both functional and aesthetically pleasing. Ease of installation and minimal maintenance make it a favorite to customers all over the world. The #10 is available in copper, lead-coated copper, zinc, galvalume, aluminum, and painted aluminum which makes this snow guard the perfect complement to any roofing material. Layout and installation recommendations are available from Alpine's sales staff.

888-766-4273
www.alpinesnowguards.com

| Circle Reader Service #171

Architectural Columns, Balustrades & Mouldings

6 Wood & plastics



Melton Classics, Inc.


Melton Classics provides the design professional with the most comprehensive selection of quality architectural products in the industry, including architectural columns, balustrades, mouldings, cornices, and a wide array of architectural elements. Architectural columns are available plain or fluted, load-bearing or column covers, round or square in fiberglass, fiberglass/marble composite, synthetic stone, cast stone, GFRC, and wood for paint or stain. Melton Classics offers a maintenance-free balustrade product ideal for any application.

800-963-3060
www.meltonclassics.com

| Circle Reader Service #169

Metal Wall Cladding

7 Thermal & moisture protection



ATAS International, Inc.

ATAS International Inc. introduces the INSPIRE Wall System, a new metal wall cladding made from .032 aluminum with tiny perforations in a heat absorbing surface. The premium finish is available in sixteen standard colors. Mounted a few inches from the main wall, on preferably a southern exposure, fresh air is drawn through the perforations and directed into the building with a fan and duct system. Air space between the walls also acts as an insulator. INSPIRE Wall is environmentally friendly, because it uses clean, natural energy.

800-468-1441
www.atas.com

| Circle Reader Service #172

Colorful Laminates

6 Wood & plastics



Nevamar Company, LLC


Introducing a colorful new palette filled with the latest laminates from Nevamar. Six exotic woodgrains complete one of the most unusual and exciting collections, while six expressive patterns will jumpstart dozens of innovative design ideas. Of course, they're all protected by their exclusive Armored Protection™ Surface for long, beautiful life. Visit www.nevamar.com or call 800-638-4380.

800-638-4380
www.nevamar.com

| Circle Reader Service #170

Cedar Roofing & Sidewall

7 Thermal & moisture protection



Cedar Shake & Shingle Bureau

The Cedar Shake & Shingle Bureau provides installation instructions and AIA Continuing Education Seminars. Member manufacturers produce Certi-label™ brand cedar shakes and shingles for roofing and sidewall applications. To ensure quality, independent third party inspections are conducted, plus quality assurance by the CSSB Cedar Quality Auditor. Certi-label brand products are a renewable resource, durable, impact- and wind-resistant, and available with either pressure-impregnated preservative or fire retardant treatment, in either pre-stained or pre-primed finishes.

604-820-7700
www.cedarbureau.org

Photo: Courtesy Victor International Corporation
Architect: Alexander Bogaerts & Associates

| Circle Reader Service #173

Shake Composite Shingles

7 Thermal & moisture protection



Lamarite® by TAMKO®

Lamarite Shake Composite Shingles by TAMKO offer the natural beauty of shake without the safety concerns of real wood. The shingles are made from innovative composite materials that are robust, fire-resistant, and enduring. They are also offered with a 50-year limited warranty and are available in Cedar and Weathered Wood.

800-641-4691
www.tamko.com

| Circle Reader Service #174

Steel Shingles

7 Thermal & moisture protection



METALWORKS® by TAMKO®

METALWORKS Steel Shingles by TAMKO for both residential and commercial applications. METALWORKS shingles create the classic look of slate, wood or tile with the contemporary protection of metal. They are available in multiple colors—all featuring a four-way locking system for enhanced performance and a 50-year limited warranty.

800-641-4691
www.tamko.com

| Circle Reader Service #177

Slate Composite Shingles

7 Thermal & moisture protection



Lamarite® by TAMKO®

Lamarite Slate Composite Shingles by TAMKO offer all the beauty of slate without the high cost and performance issues. Lamarite shingles are made from innovative composite materials that are robust, fire-resistant, and enduring. The shingles are available in four classic colors in 5-, 7- and 12-in. widths and offered with a 50-year limited warranty.

800-641-4691
www.tamko.com

| Circle Reader Service #175

Roof Penetration Flashings

7 Thermal & moisture protection



SBC Industries

SBC Industries has developed a complete line of easy-to-install roof penetration flashings that replace pitch pans known to require maintenance and commonly cause roof failure. They are approved and endorsed for use in warranted roofs by a number of system manufacturers. These stainless steel flashings are compatible with most materials and are the answer to problems with flashing of angle irons, I and H beams, pipes, square tubing, channels, conduits, coaxial and lightning cables, and struts. Available in either a split or a slipover design.

800-228-2580
www.sbcflashings.com

| Circle Reader Service #178

Metal Building Components

7 Thermal & moisture protection



Metal Sales Manufacturing Corporation


With 19 branches throughout the United States, Metal Sales Manufacturing Corporation is one of the building industry's premier providers of metal building components. They produce metal roofing, siding panels, and accessories for agricultural, commercial, architectural, industrial, and residential building projects of every shape and size—new construction or retro-fit. Metal Sales has a 40-year history of providing cutting-edge products, impeccable service from highly trained professionals, and the largest sales force in the industry.

800-406-7387
www.metalsales.us.com

| Circle Reader Service #176

Extreme Performance Commercial Insulated Glass

8 Doors & windows



AZON USA Inc.

Warm-Light® spacer from Azon creates a warm-edge glass unit that reduces thermal conductivity in any climatic condition. The result is a dramatic reduction in condensation on the glass surface in cool climates and less heat transfer in warm climates, as well as lower utility costs and a more comfortable interior environment. The polyurethane core in Warm-Light spacer is 100 times less conductive than stainless steel or conventional aluminum spacer. Also enables design flexibility for a variety of building types, window sizes and styles, with standard and custom colors.

800-788-5942
www.warmedge.com

| Circle Reader Service #179

Stained Glass Meets Codes

8 Doors & windows



Bovard Studio Inc.

Bovard Studio Inc. Stained Glass has developed a proprietary process for laminating stained glass onto large panels of 1/2-in. laminated tempered glass to meet hurricane and earthquake codes. Pictured: West Angeles Cathedral's 108-ft.-high stained glass tower with its 652-ft.-long by 8-ft.-high stained glass clerestory band.

800-452-7796
www.bovardstudio.com

| Circle Reader Service #180

Glass

8 Doors & windows



Pilkington

Pilkington North America is a total glass solution provider. Pilkington has a solution for every glass requirement, whether that requirement is to control energy usage, protect against fire, insulate against noise, provide safety and security, display decoration and privacy, or build all glass facades. For more information or to order samples and literature, please call 800 221 0444 or E-mail building.products@us.pilkington.com. Visit www.pilkington.com.



800-221-0444
www.pilkington.com

| Circle Reader Service #183

Silk-Screened Glass

8 Doors & windows



General Glass International

A product of the imagination using silk-screened glass, the entire exterior of this tower and its ancillary buildings are printed with cloud motifs and the city skyline. 193,000+ square feet of creativity in glass. If you can envision it, we can deliver it. General Glass International: Your source for complex fabrication solutions.

201-553-1850
www.generalglass.com

| Circle Reader Service #181

Fire-Resistant Glass Products

8 Doors & windows



Pilkington North America - Fire Protection Glass

The Pilkington Pyrostop™ fire-resistant glass products are made from special laminates of glass and transparent intumescent interlayers that create an opaque barrier against heat, flames and hot gases. Blocking the radiant heat during a fire is the key to protecting the occupants as well as the rescue teams. Pilkington Pyrostop™ and Pilkington Pyrodur™ are available through Technical Glass Products.

800-426-0279
www.fireglass.com

| Circle Reader Service #184

Anti-Reflective Glass

8 Doors & windows



Pilkington

New OptiView™ Anti-Reflective Glass minimizes glass reflections by reducing visible light reflectance to less than 2 percent, while blocking more than 99 percent of UV transmittance using Pilkington's online pyrolytic process. OptiView™ Anti-Reflective Glass offers more size flexibility than other anti-reflective glass products. Being a laminate, OptiView™ Glass provides excellent acoustic control and superior safety and security performance. Pilkington OptiView™ is a practical choice for retail storefronts, showrooms, and other applications where an anti-reflective product was never an option.

800-221-0444
www.pilkington.com

| Circle Reader Service #182

Electronically Tintable Glass

8 Doors & windows



SAGE Electrochromics, Inc.

In the making for over a decade; durable, tested glass that tints at the push of a button. SageGlass® electronically tintable glazing eliminates having to choose between a design that maximizes the positive attributes of the sun—daylight, view, connection to the outdoors—and one that attempts to minimize its drawbacks—heat gain, glare, and fading. You get unprecedented solar control without the need for blinds, so the view and your design intent are preserved.


877-724-3321
www.sage-ec.com



| Circle Reader Service #185

Hardware Accessories

8 Doors & windows



Stone River Bronze


The Metropolitan Designer Series hardware options cover doors, windows, and cabinet accessories. Design highlights include unique casting detail, multiple finishes and texture options, matching bronze screws, strikes, and faceplates, and bronze template mortise hinges. Their Window & Patio Door program offers the most comprehensive and authorized hardware options in the industry. Beyond the cosmetic detail, Stone River Bronze products offer several patent pending features and a lifetime warranty. Please visit StoneRiverBronze.com.

www.stoneriverbronze.com

| Circle Reader Service #186

Ornamental Plaster Ceiling Tiles

9 Finishes



Above View Mfg., By Tiles, Inc.

ABOVE VIEW ornamental plaster ceiling tiles are fabricated from a non-toxic, non-combustible, proprietary composition. They drop into any standard 15/16-in. T-Bar grid system. There are more than 50 standard designs, custom design work, and 1300 custom colors and faux finishes available upon request.

414-744-7118

www.aboveview.com

| Circle Reader Service #189

Windows

8 Doors & windows



Wausau Window and Wall Systems

Wausau Window and Wall Systems Visuline windows deliver high-performance comfort that withstands demanding environmental and security challenges such as for Cielo—JD Carlisle's condominium tower in Manhattan. Wausau's fixed and project-in windows feature uniform sightlines, 3-in. and 4-1/2-in. aluminum frame depths, optional between-glass blinds and customized dual finishes. These AAMA AW-90 rated windows meet the industry's most stringent testing. For more information on Wausau and its Visuline window products, please call 877-678-2983 or visit www.wausauwindow.com.

877-678-2983

www.wausauwindow.com

| Circle Reader Service #187

Granite & Limestone Materials

9 Finishes



Ancor Granite Tile Inc.

Ancor Granite Tile is now pleased to afford you the design freedom and distinction you have been denied to date. Think of custom sizes: 12-in. by 16-in., 12-in. by 18-in., 16-in. by 24-in. in over 100 granite and limestone materials. Ancor is pleased to offer tiles up to 24-in. by 24-in. and sizes in between from 3/8-in. to 1-1/4-in. in thickness, in a variety of finishes from high polish to matte, textured and antiqued. Put their 20 years' of specialization to work for you. Usher in a new age of stone design. Contact Ancor to discuss an upcoming project idea; they look forward to hearing from you.

www.ancor.ca

| Circle Reader Service #190

Photoluminescent Marking Systems

8 Doors & windows



Zero International, Inc.

Non-slip stair nosings that satisfy New York City and other building code standards for photoluminescent exit path markings. Profiled grooves with rubber or epoxy inserts provide durable, attractive surfaces that do not collect dirt or water. Photoluminescent strips are integrated in the outer four grooves along stair edges. Also available, Photoluminescent Stairway Marking Systems, include directional and door signage and marking systems designed to show the outlines of egress paths, stairs, handrails and obstacles. The systems feature aluminum backing and foam tape for superior adhesion to uneven surfaces.

800-635-5335

www.zerointernational.com

| Circle Reader Service #188

Curved Ceiling Adds Visual Impact

9 Finishes



Chicago Metallic


CurvGrid™ from Chicago Metallic transforms ordinary ceilings with curving islands, vaults, transitions and waves that deliver architectural impact and engineered performance. Its flexibility can accommodate virtually any radius, bend or depth in almost any interior space. CurvGrid consists of painted curved and straight standard 15/16-in. suspension in 1- or 2-directional designs. Options include architectural quality perimeter trim and flexible panels ranging from solid and perforated metal to expanded metal, acoustical, wire mesh and translucent.

800-323-7164

chicagometallic.com/curvgrid

| Circle Reader Service #191

Sculpted Panel System
9 Finishes



Formglas Inc.

Using 3D modeling and CNC Technology, Formglas Inc. has transformed a TVS flat geometric design into a curved 14-ft. by 9-ft. sculpted diamond panel system. Suspended on rods, the panels form an intricate 3D vaulted surface. For more information on Formglas products please visit them on the Web.

www.formglas.com

| Circle Reader Service #192

Solution for Glass Problems
9 Finishes




Goldray Industries Ltd.

Technographic Interlayer, a new innovative product from Goldray Industries, has proven to be a true solution to complex glass problems. This high resolution interlayer is used in applications such as stand-alone art, signage, customized room dividers and countertops. Please contact the company about this and other innovative products from Goldray.

800-640-3709
www.goldrayindustries.com

| Circle Reader Service #195

Sculpted Panel System
9 Finishes



Formglas, Inc.

Using 3D modeling and CNC Technology, Formglas Inc. has transformed a TVS flat geometric design into a curved 14-ft. by 9-ft. sculpted diamond panel system. Suspended on rods, the panels form an intricate 3D vaulted surface. For more information on Formglas products please visit them on the Web.

416-635-8030
www.formglas.com

| Circle Reader Service #193

Decorative Wall Panels
9 Finishes




Kemlite Company

frpDesign Solutions is a family of decorative wall panels that provides an alternative to traditional wall coverings such as ceramic tile, wood paneling or vinyl wall coverings. Offering both functionality and design, products in the frpDesign Solutions line are made of a moisture-resistant frp panel with a decorative finish that includes myriad colors, patterns, and woodgrains, as well as a tile-look panel. Available with over 500 hundred choices, frpDesign Solutions is easy to install and maintain. For more information, visit Kemlite on the Web.

888-332-6377
www.frpdesignsolutions.com

| Circle Reader Service #196

Perforated Metal Ceilings
9 Finishes



Gage

Setting a new standard for perforated metal ceilings, Gage introduces the 700 Series of perforated metal ceilings manufactured from 50% recycled aluminum. Standard designs include five distinctive finishes and 14 different perforation patterns. Selective and custom designs are also available. Contact the Gage factory for literature and samples.

www.gageceilings.com

| Circle Reader Service #194

Authentic Terrazzo
9 Finishes



Surface Elements


Terrazzo is an Authentic Terrazzo used for floors, counter tops and as an exterior wall panel. Terrazzo is first manufactured as a 4-ft. by 8-ft. by 1/4-in. bisque then polished and cut to your specifications. With twelve 'time tested' traditional colors, and twenty-two vibrant contemporary colors, Terrazzo has the beauty and durability of traditional terrazzo with today's warm tones and refreshing colors. Terrazzo is ideal for schools, dazzling 'up scale' restaurants and retail stores.

931-845-3434
www.Terrazzo.com

| Circle Reader Service #197

Watertight Showers

9 Finishes



The Noble Company

Save time and money and avoid leaks that can lead to the growth of mold. Use Noble Company's shower waterproofing products to help insure a watertight installation. Products include sheet membranes, like Chloraloy® and NobleSeal® TS, ProForm™ Niches and Curbs, and PRO-SLOPE™, a composite that creates the required slope under the waterproofing membrane. Proven products with a history of success. Visit www.noblecompany.com.

800-878-5788
www.noblecompany.com

| Circle Reader Service #198

Storm Class Louvers

10 Specialties



Airolite

Airolite has expanded and improved its Storm Class™ wind-driven rain louver line by offering a new louver with superior rain resistance performance. Louver Type SCH501 is an extruded aluminum stationary louver designed to protect air intake and exhaust openings in building exterior walls that are sensitive to the penetration of wind driven rain. This design incorporates a drainable head member, sloped sill and aesthetically pleasing 5-in.-deep horizontal blades to provide maximum resistance to wind-blown rain in even the most extreme conditions. Tested in accordance with AMCA Standard 500-L 99.

740-373-7676
www.airolite.com

| Circle Reader Service #251

Ceramic Floor Tiles

9 Finishes



Viva Ceramica

TEXTURA tiles, where colors meet the purest clay, forged and pre-compacted in a higher than normal thickness (11-mm). Complete penetration between body and color grants lasting optical results, maximum ultimate tensile strength and absolute resistance to acids, scratches, frost and dirt. Their completely environmentally-friendly manufacturing process is assured by the ISO9001 quality system. The TEXTURA series is guaranteed 20 years for private homes and 10 years for public areas. Proudly manufactured in Italy.

www.cerviva.it

| Circle Reader Service #199

Square Sink

10 Specialties



BLANCO AMERICA

The distinctive square form of the BLANCO-COPRECIS Silgranit® sink maximizes bowl capacity while a virtually flat sink bottom and rear drain placement allows glassware to stand up. Made from 80% natural stone, non-porous Silgranit is resistant to stains, heat, chipping, scratching and household acids, and is backed by Blanco's no-hassle, limited lifetime warranty. BLANCO: The Cornerstone of Every Great Kitchen.

800-451-5782
www.blancoamerica.com

| Circle Reader Service #252

Environmentally Responsible Hardwood

9 Finishes



Weyerhaeuser

Lyptus® is an environmentally responsible hardwood ideally suited for high-end flooring, cabinets, architectural millwork, residential and commercial furniture, among others. Its remarkable beauty features the fine grain of mahogany allowing it to take lighter or darker stains and finishes evenly such as: walnut, cherry, mahogany or maple. Better yet, Lyptus® is winning accolades from manufacturers who prefer to use an environmentally responsible hardwood. To learn more about Lyptus® products, call (877) 235-6873 or visit www.weyerhaeuser.com/lyptus.

877-235-6873
www.weyerhaeuser.com/lyptus

| Circle Reader Service #250

Adaptable Office Environments

10 Specialties



Haworth


Enclose™ moveable walls and Compose™ open plan panels create uniquely integrated environments that adapt to change and support sustainability. The walls and panels are engineered to allow the same components to transfer seamlessly from one to the other. This adaptability is a platform for sustainability-complementing design-for-the-environment criteria, such as clean materials, recycled content and disassembly design. The frame construction used in both walls and panels guarantees one of the strongest, most stable systems in the world.

800-344-2600
www.haworth.com

| Circle Reader Service #253

Architectural Bird Control

10 Specialties



Nixalite

NIXALITE is a simple, direct and humane solution to bird problems. Often copied but never duplicated, Nixalite is the exclusive development of Nixalite of America. Nixalite is an easy-to-install, long lasting and virtually maintenance-free, all 316 stainless steel bird barrier needle strip, suitable for all birds. Inconspicuous, Nixalite functions as an integral design component blending naturally with structural features and protecting the original design of a structure. NIXALITE keeps the birds flying.

800-624-1189
www.nixalite.com

| Circle Reader Service #254

Ceiling Fans & Lighting

11 Equipment



G Squared

Clean and simple, the Flyte ceiling fan is a GOOD DESIGN Award winner. View brushed nickel with mahogany blades and all white versions on their Web site. Includes 100W dimmable light and touch control system, remote control available. Cap for non-light use included. Whisper quiet, powerful and beautifully made, this timeless design can be used on 8-1/2-ft. ceilings or on cathedral ceilings with optional downrods up to 6-ft. Suitable for sloped ceilings up to 29°. Lifetime warranty. To buy high-design architectural fans and lighting please call or visit their Web site.

877-858-5333
www.g2art.com

| Circle Reader Service #257

Reinforced Welded Lockers

10 Specialties



Penco Products, Inc.

ProTough™ welded lockers from Penco are designed for superior durability. Each vertical and front to back junction of the locker is reinforced by 3/4-in. 18-ga. square steel tubing to provide extra protection, like the roll cage of a race car. ProTough lockers are ideal for athletic applications where a more robust construction may be needed to withstand vigorous use. Double pan doors and cre-mone handles are available.

800-562-1000
www.pencoproducts.com

| Circle Reader Service #255

Public Seating

12 Furnishings



Arconas

Arconas, public seating specialists, provides modular public seating solutions for high impact waiting areas in: airports; bus, rail and ferry terminals; healthcare; courthouses; and universities. Their award-winning, high performance public seating lines are designed to the highest standards of durability, comfort, safety and security, with built-in easy maintenance features.

800-387-9496
www.arconas.com

| Circle Reader Service #258

Extruded Aluminum Shelves

10 Specialties



Rangine Corporation/Rakks

Rakks extruded aluminum shelves feature an attractive low-profile design that exceeds the strength and stiffness of 3/4-in. plywood. Shelf depths up to 18-in. can be achieved by combining 4- and 6-in. deep sections. This lightweight, easy-to-ship shelving can be ordered in specified lengths up to 12-ft. Please visit the company's Web site for information on aluminum shelves and their full line of wall mounted and pole supported shelving. (Shown at left: Rakks extruded aluminum shelves on "C" standards and brackets at Clicquot, Inc. New York. Design: Traboscia Roiatti Architects)

800-826-6006
www.rakks.com

| Circle Reader Service #256

Versatile Shelving

12 Furnishings



Aurora

For over 50 years Aurora 4-Post Shelving has been a mainstay of companies that want versatile, sturdy, and beautiful storage. Aurora Shelving features the Quik-Lok® design for easy assembly without the use of hardware. With the broadest assortment of depths and widths for legal, letter, library and X-ray, Aurora can meet all your storage needs. Choose accessories such as reference shelves, drawers, and retractable, hinged or tambour doors that lock. 26 beautiful colors are available in environmentally friendly Gloss-Tek™ powder coat. 8 colors ship in only 2-5 business days.

800-786-4243
www.aurorastorage.com

| Circle Reader Service #259

Saunas

13 Special construction



Finlandia Sauna Products, Inc.

Finlandia Sauna has manufactured exclusive and authentic saunas since 1964. Finlandia offers pre-cut sauna packages and modular sauna rooms as an affordable luxury that can be included in any remodel or new construction. The company markets four all-clear western softwoods and is the only manufacturer to use 1-in. by 4-in. paneling, instead of the cheaper 1/2-in. by 4-in. material used by others. Finlandia's packages include all room parts, a choice of a Finnish made electric heater, a prehung door with choice of glass, and all necessary accessories.

800-354-3342
www.finlandiasauna.com

| Circle Reader Service #260

Contemporary Glamour

16 Electrical



Charles Loomis

Experience the glamour and brilliance of haute couture with "Organza," a gorgeous new design from Charles Loomis, Inc. Organza's contemporary flair and refined elegance will enhance any environment. Please contact the company for specifications and pricing.

800-755-0471
www.charlesloomis.com

| Circle Reader Service #263

Prefabricated Shower Units

13 Special construction



Zurn Industries, Inc.


Zurn AquaSpec's Aqua-Panel prefabricated shower unit consists of a vandal-proof prefabricated shroud and top cap, and includes an attached self-draining soap dish. Its shroud encases a 1/2-in. copper tubing assembly. Each unit includes a pressure-balanced valve, an institutional ball-joint showerhead with lever-operated adjustable spray and a bottom-access, integral service stop.

877-987-6669
www.zurn.com

| Circle Reader Service #261

Emergency Lighting

16 Electrical



Concealite Life Safety Products

Concealed, innovative, reliable, interior design friendly, vandal-proof. Concealite's 5000 Series emergency lighting is stored behind a panel in the wall or ceiling to preserve the architectural and interior design while meeting all national and state code requirements. Upon power loss, the unit's door rotates 180 degrees exposing the energized lamps. Upon restoration of power, the lamps are extinguished and the door rotates to the closed position. The 5000 Series is designed for installation in gypsum board, plaster, concrete, brick, or acoustical tile applications.

605-542-4444
www.concealite.com

| Circle Reader Service #264

Air Conditioning Grilles

15 Mechanical



Worth Home Products


Worth Home Products provides an attractive alternative to stamped metal grilles. Worth's computer-aided design ensures high efficient air flow and won't void mechanical warranties like site built grilles. This patent-pending product is made from paint-grade Poplar and Birch woods and discreetly blends into ceilings or walls. Its locking system provides a safe and easy installation. Over 36 standard wooden grille sizes and custom services are available for quick delivery.

www.WorthHomeProducts.com

| Circle Reader Service #262

Custom Light Fixtures

16 Electrical



CP Lighting

CPLIGHTING introduces the newGROWTH chandelier. Custom fabricated from brushed aluminum, these UL listed fixtures are a modern sculptural interpretation of fallen branches. Like real trees, no two newGROWTH fixtures are ever alike. Each fixture is built to suit your specific project needs utilizing line-voltage type JCD halogen bulbs. Please visit their web site to see their complete line of modern light fixtures designed by Christopher Poehlmann including their recycled acrylic Popsicle Pendant series.

866-597-4800
www.cplighting.com

| Circle Reader Service #265

Your FREE* one-stop connection

You create.

Use AIA ArchiWire to instantly post your firm's announcements of new and completed projects, awards, staff changes, financial reports, and more. Over time you will create a virtual news archive specific to your firm.

We connect.

ArchiWire is a valuable resource for both the local and national media. Some of the media outlets with registered contributors include:

Architectural Record
The Wall Street Journal
Environmental Design + Construction
Chicago Tribune
Sources + Design
Urban Age
Oculus/ArchNewsNow.com
The Tennessean/Gannett News Service
Michigan Construction News
Architecture
Building Exchange—The Magazine
Glass
The Cincinnati Inquirer
Architectural Lighting
San Diego Union-Tribune
Fabric Architecture
Crit
Builder/Architect
Detroit Free Press
Residential Design & Build
Architecture Week
Archidom
Shelter Interiors
Rhode Island Monthly
The Post and Courier, Charleston, S.C.
Behavioral Health
Hanley Wood
Delos Press

 **AIA** ArchiWire

***Build great news stories FREE through 2005.**

AIA ArchiWire costs considerably less than traditional news services and is far more targeted. AIA members normally pay just \$75 (\$150 for non-members) to post each news release. But now through the end of the year, you can post your releases on ArchiWire **free of charge.**

Visit www.aia.org/archiwire, register, and search for projects of interest. Then, make some news yourself!



THE AMERICAN INSTITUTE OF ARCHITECTS

www.aia.org/archiwire • 800-242-3837

POSITIONS AVAILABLE

DIRECTOR

**THE GRAHAM FOUNDATION FOR
ADVANCED STUDIES IN THE FINE ARTS
CHICAGO, ILLINOIS**

The Board of Trustees announces a search for the Director of the Graham Foundation. The position entails serving as the head of the foundation with the following responsibilities: manage the foundation's grant program; identify opportunities for extending the foundation's mission through the development of new programs and initiatives; oversee the foundation's public programs; manage the foundation's staff; provide stewardship for the foundation's landmark Madlener House. The Director will report to the Board of Trustees on a regular basis and keep it informed of activities at the foundation. The candidate must hold a terminal or professional degree related to architecture or architectural history and a distinguished record of accomplishments. Additionally, he/she must possess the vitality and intellectual capacity to evaluate the diverse nature of architecture today and assume a leadership position in that arena. This is a full-time position and will require residency in Chicago. The Graham Foundation is an equal opportunity institution. Women and minority candidates are strongly encouraged to apply. For historical background of the foundation see: www.grahamfoundation.org. Applicants should submit their current resume and list of references before November 15, 2005. Applications should be addressed to: Director's Search Committee, The Graham Foundation, 4 West Burton Place, Chicago, IL 60610

**SENIOR ARCHITECT AND
PROJECT MANAGER**

Deutsch Associates, a professional architectural design firm, has an immediate opening for a Senior Architect and Project Manager. Applicant should have a minimum of 5+ years professional experience with Bachelors degree in architecture. Diversified experience in project management, mentoring of technical staff and strong client interaction capabilities. Requirements: Arizona registration; Contact: send resume to HR@2929.com or fax to 602-840-6646; Firm info: Deutsch Associates is a Phoenix-based architectural design firm providing services to both public and private sector clients since 1981. Market sectors include: government, education, high tech, bio, industrial, and retail.

MULTIPLE POSITIONS

Positions available in our San Jose, Bakersfield, San Luis Obispo, CA offices for Project Architects, Project Managers, Job Captains, CAD Techs, Construction Admin. Work includes variety of educational, healthcare and commercial projects. Benefits and profit-sharing available. Qualified applicants respond with letter of interest including academic and related work experience and personal resume. EOE. Send confidential response to HR: BFGC Architects Planners, Inc.; 5500 Ming Avenue, Suite 450; Bakersfield, CA 93309 e-mail: susane@bfgc.com fax: 661-836-4313 web site: <http://www.bfgc.com>

archrecord.construction.com

**ARCHITECTURAL DESIGNER,
CHINA PROJECTS:**

Participate in all phases of architectural design for residential, institutional, industrial and high-rise commercial buildings, including schematic design, design development and document preparation, and research and study the building code for our China projects. Req. MS in architecture & 3 yrs exp in job offered, i.e. architectural designer working on China projects as described above. Resume with portfolio, ref. job code 0805 to: HR Coordinator, Thompson, Ventulett, Stainback & Associates, Inc., 2700 Promenade Two, 1230 Peachtree St. NE, Atlanta, GA 30309

STUDIO PRODUCTION MANAGER

Award winning mid-size architectural design firm with a wide variety of domestic and international projects, including embassy, multi-family housing, and educational projects is seeking Architect w/ 20+ yrs technical and/or management experience to oversee overall office staffing/scheduling and develop/implement project delivery methodology/work plan. Position requires working closely with and assisting Project Managers. Two blocks from Dupont Circle Metro. The firm provides competitive salaries and benefits package. Send resume to: Sorg & Assoc., 2000 S St NW, Washington, DC 20009; fax: 202-393-6497 or email: shegas@sorgandassociates.com

ARCHITECT

Middle Eastern A/E firm seeking qualified architects to join its team in Saudi Arabia. Responsibilities include, but not limited to; develop design concepts, and incorporate them into final product. Responsible for the design & technical production aspects of projects. Plan, schedule, conduct/ coordinate detailed phases of work. Guide project team thru all phases of the work, from design thru construction documentation. Must have a min. 10 yrs experience in architecture, accredited degree in Arch. (Bachelor of Architecture or Masters in Arch.). US architectural registration is preferred. The position based in Saudi Arabia. Knowledge of Mid-East culture and Arabic language is preferred, but not required. Compensation is based on experience. Send resumes/ work sample to nejim@mail.com or fax (301)865-8704

SPECIFICATION WRITER

Spec. Writer w/ 8-10 yrs experience needed for award-winning architectural firm with a wide range of domestic and international projects including embassy, multi-family housing, and educational projects. Two blocks from Dupont Circle Metro. Send resume to Sorg & Assoc., 2000 S St NW, Washington, DC 20009; fax: 202-393-6497 or email shegas@sorgandassociates.com

ARCHITECTS - ALL LEVELS / ALL SPECIALTIES

JR Walters Resources, Inc. specializing in the placement of technical professionals in the A&E field. Openings nationwide. Address: P.O. Box 617, St. Joseph, MI 49085 Tel: 269-925-3940 E-mail: jrwawa@jrwalters.com Visit our web site at www.jrwalters.com

HEALTHCARE ARCHITECT

Houston firm seeks Healthcare Architect with a Masters in Architecture plus two years experience in the job offered for planning and design of healthcare facilities. Email resume to: lquates@whrarchitects.com at Watkins Hamilton Ross Architects, Inc. Put "code blue" on resume.

STAFF ARCHITECT

An Atlanta Architectural Firm is seeking for a Staff Architect with minimum of five years of experience, effective in planning, development and execution of large and medium scale hospitality projects. Applicant should have experience in construction estimation and coordination of projects; in programming, budgeting, scheduling, and construction administration; as well as in preparing design presentation drawings and study models construction. Applicant must have a Master's degree in architecture from an accredited University and must be proficient in the following software programs: Autodesk AutoCAD (2D&3D), Bentley MicroSTATION (2D & 3D), Adobe Photoshop 7, Adobe Acrobat 7 Professional, CoreDRAW 12, AccuRENDER 3.1, Autodesk 3Ds Max 7, Microsoft Office Professional. Competitive salary and benefits package. Applicants must have indefinite right to work in the US. Please submit resume with job qualifications to Confidential - HR, PO Box 19157, Atlanta, GA 31126. EOE

The McGraw-Hill Companies

**An Important Notice
to Our Customers about Privacy**

Your contact information, maintained in our secure database in the United States, is used to help us process and fulfill your request or order, service your account, respond to your inquiries and to provide follow-up services, such as contacting you to renew your contract. Your contact information is added to McGraw-Hill Construction's mailing list so that, from time to time, we can send you information about other McGraw-Hill Construction products, including newsletters, new features, and additions and changes to our web site. Occasionally, McGraw-Hill Construction shares data collected about subscribers with other units within the family of The McGraw-Hill Companies and carefully screened companies outside The McGraw-Hill Companies whose products or services we feel may be of interest to you. We may also, from time to time, share your information with outside vendors who will use the information only to perform services on our behalf. If you do not wish to receive promotional mailings from companies outside of The McGraw-Hill Companies or if you wish to review the accuracy of the information you've provided or have any questions about our privacy practices, please send a note with your name, address and account number to: Amy Sidelinger, Security Manager, McGraw-Hill Construction, 148 Princeton-Hightstown Road, Hightstown, NJ 08520 or email Construction_Privacy_Policy@mcgraw-hill.com. For more information on The McGraw-Hill Companies' Customer Privacy Policy, see www.mcgraw-hill.com/privacy.html.

connecting people_projects_products

Dodge
Sweets
Architectural Record
ENR
Regional Publications

Find us online at www.construction.com

**LEGAL NOTICE
U. S. POSTAL SERVICE
STATEMENT OF OWNERSHIP,
MANAGEMENT, AND CIRCULATION**

(ACT OF AUGUST 12, 1970: SECTION 3685, TITLE 39, UNITED STATES CODE)

1. Title of publication: *Architectural Record*

2. Publication number: 132-650

3. Date of filing: September 29, 2005

4. Frequency of issue: Monthly.

5. Number of issues published annually: 12.

6. Annual subscription price: \$65.95 (U.S.), \$79 (CAN/MEX), \$199 (other).

7. Complete Mailing Address of Known Office of Publication: 1221 Avenue of the Americas, New York, NY 10020-1095.

8. Complete Mailing Address of Headquarters of General Business Offices of the Publisher: Two Penn Plaza, New York, NY 10121-2298

9. Full Names and Complete Mailing Addresses of Publisher, Editor, and Managing

Editor: Publisher: James H. McGraw, IV, Two Penn Plaza, New York, NY 10121-2298; Editor: Robert Ivy, FAIA, Two Penn Plaza, New York, NY 10121-2298; Managing Editor: Beth Broome, Two Penn Plaza, New York, NY 10121-2298.

10. Owner: The McGraw-Hill Companies, Inc., 1221 Avenue of the Americas, New York, NY 10020. Stockholders holding one percent or more of outstanding common stock: Harold W. McGraw, Jr. Trust c/o The McGraw-Hill Companies, Inc, 1221 Avenue of the Americas, New York, NY 10020; William H. McGraw; c/o White & Case LLP, 1155 Avenue of the Americas, New York, NY 10020; American Century Investments, 4500 Main St., Kansas City, MO 64111-1800; Barclays Global Investors, 45 Fremont, San Francisco, CA 94105; The Northern Trust Company, 50 South LaSalle St., Chicago, IL 60675; Pioneer Investments Management, Inc., 60 State St., Boston, MA 02109-1820; Private Capital Management, 8889 Pelican Blvd., Naples, FL 334108; Wachovia Bank, NA, 123 South Broad St., Philadelphia, PA 19109; JP Morgan Chase Bank, 14201 Dallas Parkway, 12th Floor, Dallas, TX 75254.

11. Known bondholders, mortgagees, and other security holders owning or holding one percent or more of total amount of bonds, mortgages or other securities: None.

12. Not applicable.

14. Issue date for circulation data below: September 2005

15. Extent and nature of circulation:

A. Total number of copies—average number of copies of each issue

during preceding 12 months, 132,474; actual number of copies of single issue published nearest to filing date, 128,815. B. Paid and/or requested circulation—(1) Paid or requested outside-County mail subscriptions stated on Form 3514—average number of copies of each issue during preceding 12 months, 101,373; actual number of copies of single issue published nearest to filing date, 99,367. (2) Paid In-County subscriptions—average number of copies of each issue during preceding 12 months, 0; actual number of copies of single issue published nearest to filing date, 0. (3) Sales through dealers and carriers, street vendors and counter sales, and other non-USPS paid distribution—average number of copies of each issue during preceding 12 months, 20,897; actual number of copies of single issue published nearest to filing date, 20,959. (4) Other classes mailed through the USPS—average number of copies of each issue during preceding 12 months, 0; actual number of copies of single issue published nearest to filing date, 0. C. Total paid and/or requested circulation—average number of copies of each issue during preceding 12 months, 122,270; actual number of copies of single issue published nearest to filing date, 120,326. D. Free distribution by mail—(1) Outside County as stated on Form 3541—average number of copies of each issue during preceding 12 months, 4,496; actual number of copies of single issue published nearest to filing date, 4,390. (2) In-County as stated on Form 3541—average number of copies of each issue during preceding 12 months, 0; actual number of copies of single issue published nearest to filing date, 0. (3) Other classes mailed through the USPS—average number of copies of each issue during preceding 12 months, 0; actual number of copies of single issue published nearest to filing date, 0. E. Free distribution outside the mail—carriers and other means—average number of copies of each issue during preceding 12 months, 3,045; actual number of copies of single issue published nearest to filing date, 1,754. F. Total free distribution—average number of copies of each issue during preceding 12 months, 7,541; actual number of copies of single issue published nearest to filing date, 6,144. G. Total distribution—average number of copies of each issue during preceding 12 months, 129,811; actual number of copies of single issue published nearest to filing date, 126,470. H. Copies not distributed—average number of copies of each issue during preceding 12 months, 2,663; actual number of copies of single issue published nearest to filing date, 2,345. I. Total—average number of copies of each issue during preceding 12 months, 132,474; actual number of copies of single issue published nearest to filing date, 128,815. J. Percent of paid and/or requested circulation: average number of copies of each issue during preceding 12 months, 94.1%; actual number of copies of single issue published nearest to filing date, 95.1%.

17. I certify that the statements made by me are correct & complete.

The McGraw-Hill Companies, James H. McGraw, IV, Group Publisher, 9/17/04.

What are Architects earning?

What are firms paying?



FIND THE ANSWERS in the new **AIA Compensation Report**—the most comprehensive source of compensation information in the architecture industry. No other survey covers such a wide range of positions and geographic scope. You'll find up-to-date information on compensation levels and benefits for over 35 positions inside architecture firms.

The survey is available in print or electronic PDF. In PDF, you can also buy any of the regional tables, which include states and metro data for each region.

AVAILABLE JULY 2005



2005 AIA Compensation Report: A Survey of U.S. Architecture Firms

For information, please visit
www.aia.org/econ_reports.



253	112	Academy of Art University <i>academyart.edu</i>	28	17	Dow Corning <i>dowcorning.com</i>	16-17	9	Marvin Windows & Doors <i>marvin.com</i>
248	106	Adams Campbell Co <i>adamscampbell.com</i>	87	53	S DuPont Corian <i>corian.com</i>	38	21	S MBCI <i>mbci.com</i>
235	99	Adams Rite Manufacturing Co <i>adamsrite.com</i>	78	47	S DuPont SentryGlas Plus <i>dupont.com/safetyglass</i>	97, 249, 256B		McGraw-Hill Construction <i>construction.com</i>
10-11		Adobe <i>adobe.com</i>	101	63	S DuPont Tyvek <i>tyvek.com</i>	254, 263		McGraw-Hill Construction <i>construction.com</i>
261		Adobe <i>adobe.com</i>	264	121	East Teak Trading Group Inc <i>eastteak.net</i>	250	110	S McNichols Co <i>mcnichols.com</i>
248	107	Advance Lifts <i>advancelifts.com</i>	89	55	S Ecophon Acoustic Ceilings <i>ecophon-us.com</i>	91	57	MechoShade Systems Inc <i>mechoshade.com</i>
113	67	AFG Glass <i>afgglass.com</i>	110	64	S EFCO Corporation <i>efcorp.com</i>	213	91	Metalworks by TAMKO <i>metalworksroof.com</i>
196, 277		AIA <i>aia.org</i>	195	86	Fabral Metal Wall and Roof Systems <i>fabral.com</i>	12	7	S Mirage <i>miragefloors.com</i>
279, 281		AIA <i>aia.org</i>	255	113	S FabriTec Structures <i>fabritecstructures.com</i>	22	12	Mitsubishi Chemical America Inc <i>alpolc-usa.com*</i>
74	43	S Alcoa Architectural Products <i>alcoacladdingsystems.com</i>	187	79	S Ferrari Textiles Corporation <i>softis-textiles.com</i>	92	58	S Monier Lifetile <i>monierlifetile.com</i>
24	13	S AltusGroup <i>altusprecast.com</i>	93	59	Finelite <i>finelite.com</i>	76	45	S Mortar Net <i>mortarnet.com</i>
244	104	APA: The Engineered Wood Assn <i>glulambeams.org</i>	112	66	S Follansbee Steel <i>follansbeeroofing.com</i>	230	123	S MP Lighting <i>mplighting.com</i>
192	83	Arakawa Hanging Systems <i>arakawagrip.com</i>	219	93	S Fypon <i>fypon.com</i>	265	123	S Musson Rubber Co <i>mussonrubber.com</i>
14		Architectural Record <i>archrecord.construction.com</i>	2-3	2	Gardco Lighting <i>sitelighting.com</i>	99	61	S Nana Wall Systems Inc <i>nanawall.com</i>
25	14	Architectural Woodwork Institute <i>awinet.org</i>	193	84	Graboplan <i>graboplan.us</i>	260		National Building Museum <i>nbm.org</i>
cov2-1	1	S Armstrong <i>armstrong.com</i>	246-247	105	Hambro <i>hambrosystems.com</i>	29	18	S National Terrazzo & Mosaic Assn <i>ntma.com</i>
47		Audi <i>audiusa.com</i>	144A-B		Hanson Brick <i>hansonbrick.com</i>	256D	129	NJ SmartStart Buildings <i>njsmartstartbuildings.com</i>
61		Autodesk <i>autodesk.com</i>	197-201	87	Hardwood Council <i>americanhardwoods.org</i>	236	100	NOFMA -The Wood Flooing Mfg Assn <i>nofma.org</i>
75	44	B-K Lighting <i>bklighting.com</i>	cov-4	126	S Haworth <i>haworth.com</i>	8-9	6	S Oldcastle Glass <i>oldcastleglass.com</i>
241	102	S Belden Brick Company, The <i>beldenbrick.com</i>	64	36	S High Concrete Structures Inc <i>highconcrete.com</i>	215	92	S Owens Corning <i>owenscorning.com</i>
260		BNI Building News <i>bnibooks.com</i>	114	68	HY-Lite <i>hy-lite.com</i>	179	76	S Petersen Aluminum <i>pac-clad.com</i>
189	80	BR 111 <i>BR111.com</i>	52	28	IGT Glass <i>glaestroesch.ch</i>	256A	127	S PGT Industries <i>pgtindustries.com</i>
80	48	S Bradley Corporation <i>bradleycorp.com</i>	258	116	In-O-Vate Technologies Inc <i>dryerbox.com</i>	88	54	S Pilkington <i>pilkington.com</i>
82	50	Building Systems Design <i>bsdsortlink.com</i>	81	49	S Indiana Limestone Company <i>indianalimestonecompany.com</i>	234	98	Pine Hall Brick Co Inc <i>pinehallbrick.com</i>
77	46	S C/S Group <i>c-sgroup.com</i>	148	73	Insight Lighting <i>insightlighting.com</i>	62	34	S Pittsburgh Corning <i>pittsburghcorning.com</i>
36	19	S Canterbury International <i>canterburyintl.com</i>	70-71	41	S InterEdge Technologies <i>firesafe-glass.com</i>	63	35	S Porcelanosa <i>porcelanosa-usa.com</i>
194		Cascade Coil Drapery <i>cascadecoil.com</i>	265	122	S Invisible Structures Inc <i>invisiblestructures.com</i>	55	31	Portland Cement Association <i>cement.org</i>
27, 67	16, 39	S CENTRIA Architectural Systems <i>centria.com</i>	146	71	Italian Trade Commission <i>marblefromitaly.com</i>	20-21, 84	11, 52	S PPG <i>ppgideascape.com</i>
177	74	Ceramic Tiles of Italy <i>italiatiles.com</i>	83	51	S Johns Manville <i>specjm.com</i>	26	15	Rocky Mountain Hardware <i>rockymountainhardware.com</i>
176A-B		Ceramic Tiles of Italy <i>italiatiles.com</i>	147	72	Johnson Controls <i>johnsoncontrols.com</i>	144	69	S Roof Products Inc <i>rpcurbs.com</i>
37	20	CNA/Victor O Schinnerer & Co Inc <i>schinnerer.com</i>	178	75	S Johnsonite <i>johnsonite.com</i>	180	77	S Roppe Corporation <i>roppe.com</i>
243	108	Council of Architects Thailand <i>tsunamimemorial.or.th</i>	15	8	Kim Lighting <i>kimlighting.com</i>	51	27	Roseburg Forest Products <i>rfpco.com</i>
282	124	S CR Laurence Co Inc <i>crlaurence.com</i>	96A-B		Kohler <i>kohler.com</i>	50	26	S SAFTI/O'Keeffes Inc <i>safti.com</i>
225	95	Dacor <i>dacor.com</i>	56	32	Kolbe & Kolbe Millwork Co Inc <i>kolbe-kolbe.com</i>	250	109	S Salsbury Industries <i>mailboxes.com</i>
230	96	S DaVinci Roofscapes <i>davinciroofscapes.com</i>	54, 256	30, 114	KraftMaid Cabinetry <i>kraftmaid.com</i>	72	42	Samsung-Digital Information Tech Div <i>samsungproav.com</i>
257	115	Dawson Doors <i>dawsondoors.com</i>	4	3	S Kusser Aicha Graniteworks USA <i>kusserUSA.com</i>	208	90	S Sherwin-Williams <i>sherwin-williams.com</i>
cov-3	125	Decoustics <i>decoustics.com</i>	240	101	S landscapeforms <i>landscapeforms.com</i>	41	24	Simplex Ceilings <i>simplexceilings.com</i>
239		Dell <i>dell.com</i>	111	65	Lightolier <i>lightolier.com</i>	242	103	Skyline Design <i>skydesign.com</i>
223	94	Delta <i>deltafaucet.com</i>	66	38	S Lonseal <i>lonseal.com</i>	59	33	S Sloan Valve Company <i>sloanvalve.com</i>
194	85	Design Guide <i>designguide.com</i>	68	40	S Lutron <i>lutron.com</i>	202	88	S Sto Corp <i>stocorp.com</i>
192, 264	82, 120	Doug Mockett & Company Inc <i>mockett.com</i>	261	119	S Major Industries <i>majorskylights.com</i>	203-207	89	S Sto Corp <i>stocorp.com</i>

For additional information on these advertisers, circle corresponding number on Reader Service Card, or go to archrecord.construction.com/products.
To reserve your 2005 Sweets call 1-800-442-2258

259	117	Stone River Bronze stoneriverbronze.com
65	37	Sub-Zero subzero.com
40	23	Sunbrella brand fabrics sunbrella.com
261	118	Sustainable Forestry Initiative aboutsfi.org
145	70	Ⓢ Taiyo Birdair taiyobirdair.com
5	4	Technical Glass Products fireglass.com
49	25	Thermador thermador.com
252	111	Tile of Spain spaintiles.info
256C	128	Tindall Corp tindallcorp.com
232, 233	97	Toto USA Inc totousa.com
53	Ⓢ	USG Corporation usg.com
100	62	Valli & Valli vallievalli.com
97	60	Verizon Wireless verizonwireless.com
265	132	Vermont Structural Slate Company vermontstructuralslate.com
90	56	VT Industries vtindustries.com
18-19	10	Vulcraft, A Division of Nucor Corp nucor.com
190	81	Walker Zanger walkerzanger.com
6-7	5	Weather Shield Windows & Doors weathershield.com
39	22	Ⓢ Weyerhaeuser [Composite Products Business] weyerhaeuser.com
185	78	Ⓢ Weyerhaeuser [Trus Joist] trusjoist.com

EXECUTIVE OFFICES
 James H. McGraw, IV, Group Publisher
 (212) 904-4048 Fax: (212) 904-3695
jay_mcgraw@mcgraw-hill.com
 Laura Viscusi, VP, Associate Publisher
 (212) 904-2518 Fax: (212) 904-2791
lviscusi@mcgraw-hill.com
 Assistant: Pina Del Genio
 (212) 904-6791 Fax: (212) 904-2791
pina_delgenio@mcgraw-hill.com

ONLINE SALES
 Paul Cannella, Director
 (312) 233-7499 Fax: (312) 233-7490
paul_cannella@mcgraw-hill.com

CLASSIFIED SALES
 Diane Soister
 (212) 904-2021 Fax: (212) 904-2074
diane_soister@mcgraw-hill.com

NORTHEAST / MID-ATLANTIC
 Janet Kennedy (CT, MA, ME, NH, NJ, NY, PA, RI, VT)
 (212) 904-3603 Fax: (212) 904-2791
janet_kennedy@mcgraw-hill.com
 Joe Sosnowski (NJ, PA)
 (610) 278-7829 Fax: (610) 278-0936
joseph_sosnowski@mcgraw-hill.com

MIDWEST
 Mike Gilbert (AR, IL, IA, MN, MO, OH, W.PA, WV)
 (312) 233-7401 Fax: (312) 233-7403
mike_gilbert@mcgraw-hill.com
 Lisa Nelson (IL, IN, KS, MI, ND, NE, OK, SD, TX, WI)
 (312) 233-7402 Fax: (312) 233-7403
lisa_nelson@mcgraw-hill.com

SOUTHEAST / MID-ATLANTIC
 Susan Shepherd
 (404) 843-4770 Fax: (404) 252-4056
sshepherd@mcgraw-hill.com

WEST (AZ, CA, CO, NM, NV)
 Bill Hague
 (253) 858-7575 Fax: (253) 858-7576
 (760) 340-5575 Fax: (760) 340-0439
bill_hague@mcgraw-hill.com

WEST (ID, MT, OR, S.CA, UT, WA, WY)
 Bill Madden
 (503) 224-3799 Fax: (503) 224-3899
bill_madden@mcgraw-hill.com

INTERNATIONAL
 Glen Wither (Canada)
 (888) 836-6623 Fax: (866) 212-2213
glen_wither@mcgraw-hill.com
 Martin Drueke (Germany)
 (49) 202-27169-12 Fax: (49) 202-27169-20
drueke@intermediapartners.de
 Ferruccio Silvera (Italy)
 (39) 022-846716 Fax: (39) 022-893849
ferruccio@silvera.it
 Katsuhiko Ishii (Japan)
 (03) 5691-3335 Fax: (03) 5691-3336
amskatsu@dream.com
 Young-Seoh Chin (Korea)
 (822) 481-3411/3 Fax: (822) 481-3414

PRODUCT NEWS SPOTLIGHTS / POSTCARD SERVICE
 Deidre Allen
 (212) 904-2010 Fax: (609) 426-7136
deidre_allen@mcgraw-hill.com

SUBSCRIBER SERVICE
 (888) 867-6395 (USA only)
 (609) 426-7046 Fax: (609) 426-7087
p64cs@mcgraw-hill.com

BACK ISSUES
 (212) 904-4635
phyllis_moody@mcgraw-hill.com

REPRINT MANAGEMENT SERVICES
 (800) 360-5549 x129
architecturalrecord@reprintbuyer.com

**Learn from the experts
ON YOUR OWN TIME!**

**Earn LU credits 24 hours a day, 7 days a week.
Over 200 courses now available!**

**Education Online, All the Time!
Visit eClassroom.aia.org**

AIA eClassroom

ARCHITECTURAL RAILING SYSTEMS

FOR HAND RAILS, GUARD RAILS,
WINDSCREENS AND MORE

MANUFACTURED BY C.R. LAURENCE COMPANY



GLASS RAILING SYSTEMS

Ideal for projects where a streamline design with uncompromised visibility are called for.

STRUCTURAL GLASS RAILING SYSTEM

Perfect for projects where clear viewing and a sophisticated appearance are desired. Glass Railings also serve as an effective wind barrier, combining practicality and pleasing aesthetics to create an ideal outdoor balcony environment.

AWS ALUMINUM WINDSCREEN SYSTEM

Popular in hotel and condo applications. CRL Glass Pool Surrounds and Windscreens create an effective barrier against wind and sound without the confining feel of a typical fence.

ARS ALUMINUM RAILING SYSTEM

Available in many configurations, these impact resistant extruded aluminum railings feature high structural durability, and are specially coated to resist the corrosive effects of the elements and salt water.

CRL crlaurence.com
C.R. LAURENCE COMPANY

Architectural Products Manufacturing Division ISO 9001:2000 Certified
Phone: (800) 421-6144 • Fax: (800) 587-7501

Ask for Your
Free CD-ROM
Catalog Today

The new HR06 Railing Systems Catalog features hundreds of new structural glass products from CRL. See over 200 color pages on our aluminum and post railings, hand and guard rails, windscreens, patio posts and more. You can view HR06 online at crlaurence.com.

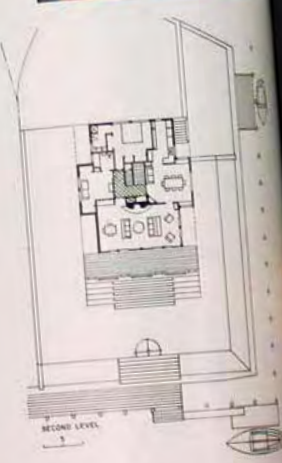


This small dockside bungalow designed by architect Steven Izenour for his father, the noted theater designer, engineer and historian George C. Izenour, is an upstairs, spunky presence. From the coastal road (overleaf), it flaunts an audaciously overscaled rose window that has the serve to be a pilot's wheel. The jaunty nautical touch is a suitable emblem for a house by the sea and it also reminds the Izenours of the ferry boat that once took them to their former summer house on a nearby island.

The rear of the house as seen from the water (right) reminds the Izenours of much more. The senior Izenour has measured, photographed, and drawn the ruins of almost all the theaters of antiquity in order to learn their secrets. His love for classical theater buildings soon grew to include all of the architecture of the ancient world, and he wanted his new house to signify this passion. It was up to Steve to figure out how.

The program and local zoning called for a one-story house with the living area floor level at a minimum elevation of plus-12 feet above sea level to meet hurricane and flood conditions. Steve achieved the required elevation by building two platforms, one above the other. The lower podium leveled the site which originally sloped downward from the road to the shoreline. To the north at this elevation is a two-car basement garage split by the front entrance and stairway to the living room floor. Planted in grass, this lower platform is edged on the waterside with rough cut granite (rejects from a local quarry stone selected for the Johnson/Burpee A&T Building). The second platform, supported on poured piers, serves as the main floor of the bungalow. To the south, this floor becomes a porch reached by a broad flight of wooden stairs and edged by four flat column cutouts which Steve calls "Doric." Because of their extremely exaggerated entasis they appear round when viewed from the sea. Above the porch is a half wheel window recalling the pilot's wheel to the north.

George Izenour is delighted with his south facade. For him it is a tetrastyle temple, complete with pediment, stylabate, and a Cyclopean wall, complicated by a classical fanlight. He is also overjoyed with his living room (below). In section it is like a horseshoe (Moorish) arch but lacks the bull's-eye window shown in the preliminary drawing (right). Too high and narrow to be appropriately photographed, it is a superb stereo sound chamber. George will tell how he and Steve shaped its acoustics in a forthcoming article for RECORD. M.F.S.



128 Architectural Record Houses of 1984

Izenour House
Stony Creek, Connecticut
Owners:
Mr. and Mrs. George C. Izenour
Architects:
Venturi, Rauch and Scott Brown
1236 Main Street
Philadelphia, Pennsylvania 19127
Steven Izenour, designer, with the assistance of Christine Mathes

Contractor:
(Built by Eric Stone and George Izenour)
Photographer:
Tom Bernard



From the pages of ARCHITECTURAL RECORD 1984

An Era's Icon Is Remodeled

By Suzanne Stephens

Nothing is forever, not even a Record House from mid-April 1984. And while it seems a little soon for a 20-something structure to be remodeled, the Izenour House, in Stony Creek, Connecticut, designed by Venturi Rauch and Scott Brown Architects (now Venturi, Scott Brown and Associates), has just been through a facelift under a new owner.

The Izenour House has long been an icon of Postmodern design, with its exaggerated gable roof; cartoon-size, flat, fat columns; and pilot's-wheel window. Built for George Izenour, the theater designer, the house has a special meaning since his son, the late Steven Izenour, an integral member of the firm that created the building, was its principle designer.

When Alan Landis, a real estate investor, bought the house two years ago from George Izenour, he wanted to renovate it, in some cases replacing exterior materials with more durable and expensive ones. Landis commissioned Connecticut architect Nelson Denny (who had studied at Yale's architecture school under Charles Moore in the late 1960s) to undertake the renovation: Denny substituted a standing-seam, lead-coated copper for the original



PHOTOGRAPHY: © MATT WARGO (BOTTOM)



This page: A radical remodeling was undertaken on the south facade (above), which included removing the fat columns (seen in the original photograph, below) and wide stair.

Previous page: The original north facade (bottom) has fewer changes.



(continued from previous page) cedar-shingle roof, re-sided the cedar-shingle exterior walls, added teak trim instead of cedar to windows and doors, and inserted a new steel frame in the house, among other moves.

The north facade, with its huge pilot's-wheel window, has retained much of its appearance. However, on the south facade facing the Long Island Sound, Denny removed the fat columns and a broad expanse of exterior stairs leading to the waterfront. As Landis explains, the decorative columns blocked the view, so he and Denny kept only two of the four columns, now rendered in galvanized tubing. Denny incorporated the cascade of outdoor stairs into the body of the house to enlarge interior spaces by about 500 square feet, and added a deck and hot tub. He also removed the sloping shingle roof, and inserted a flat, lidlike canopy, thereby altering the proportions of the fan light and tympanum. Inside, the architect replaced the diamond-patterned, parabolic ceiling with a coffered, barrel-vaulted one, again to give the interior more space. Presumably, however, such an alteration would affect George Izenour's carefully engineered acoustics.

All in all, it was an expensive and elaborate process, executed to address the particular needs and desires of the new owner, as well as solve the wear-and-tear on a structure built on a somewhat modest budget. The problem is that the modifications rob the original of its design spirit. This is a situation many architects face with new owners of their houses and is one not easy to resolve. It should come as no surprise that neither George Izenour, now 93, nor his grandson, John (now with Venturi Scott Brown), has been to see the house. ■

Can you believe this ceiling is acoustically absorptive?



Claro[®]

The classic appearance of drywall or plaster and superb sound absorbing properties.

Visit www.decoustics.com and view over 50 custom installations

decoustics

1-800-387-3809
j-church@decoustics.com

Custom acoustical ceilings
designed by you, engineered by us.

CIRCLE 125 ON READER SERVICE CARD OR GO
TO ARCHRECORD.CONSTRUCTION.COM/PRODUCTS/